CT282 太阳能漂浮灯（系列）说明书--中性
尺寸：95*120mm
材质：128g铜板纸 黑白印刷 风琴折

折后此页朝上

95mm

120mm

Solar floating Pool Light

User Manual

CT282/CT282TI/CT282FG/CT282L/CT228LW/CT282S

Thank you for choosing this Solar Floating Pool Light with APP control, it's very easy to operate and can be used in pools, ponds, hot tub, and Spa.

Dimension:

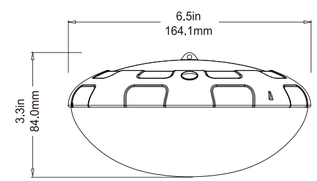

1

Features:
Solar floating Pool Light
- Power: Max 0.5 Watts
- Solar panel: 5.5V, 203mAh
- Built-in polymer battery 1500mAh, 3.7V
- 9 Multiple light modes can be switched
- With APP control
- LED color: 7 Changing light shows
- Waterproof: IP68 rating
- Working hours: 8-10 hours after full 8 hours charges in sunlight
- With memory function: Remain in the mode before power off
- With light sense: In daylight, LED light auto turns off and charges, in dark environment, LED light auto turns on.
- Working environment: -10 ℃ to 50 ℃
- Storage environment: -10 ℃ to 60 ℃

Operation:
Please be sure to charge fully before the first use.

2

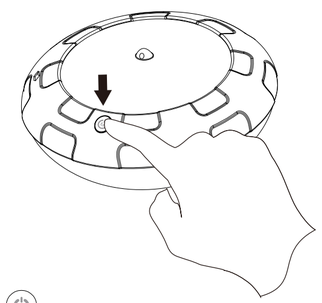

- Give a quick press to the button to turn on.
- Press again: Change the light show.
- Press and hold the button for 3 seconds to turn off.

3

9 Light modes
Mode (1): Short press, red.
Mode (2): Short press, green.
Mode (3): Short press once again, blue.
Mode (4): Short press once again, white.
Mode (5): Short press once again, yellow.
Mode (6): Short press once again, sky blue.
Mode (7): Short press once again, purple.
Mode (8): Slow flashing in red, green, blue, white, yellow, sky blue, purple.
Mode (9): Fast flashing in red, green, blue, white, yellow, sky blue, purple.

4

***Mobile App**

Fantasy Lt

*Scan QR code to download Fantasy Lt App

5

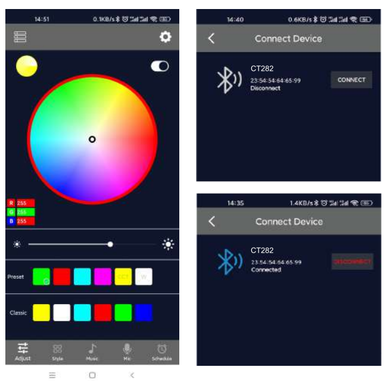

*Open the Fantasy Lt App, click "**Add device**" in the top left corner of the App home page. Your device's Bluetooth Devices Available list will pop up, Click "**Connect**" to pair and connect to the device. Pair name: CT282

6

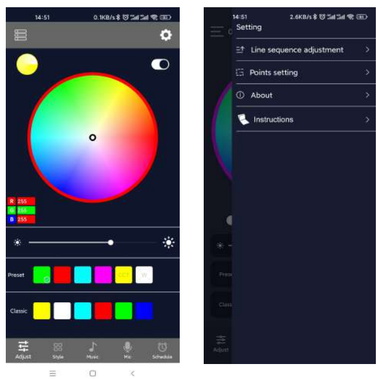

Click the "**Settings**" button and then click "**Instructions**" to learn how to use it.

7

Warning:
1.Do not place the product near high heat or in flame.
2.Damage caused by abuse, neglect, or accident (dropping, etc.) is not covered by warranty.

Troubleshooting:

Q1. After the App Bluetooth connection is disconnected, it can not be linked again.

a. Please confirm that it is not linked by other devices.

b. Please exit the App, reopen the App, and the Bluetooth will be paired automatically.

Q2. After the link is successful, the App does not work Please turn on the switch button on the App.

Q3. Bluetooth can not be linked.

a. Please make sure your phone's Bluetooth is turned on.

b. Make sure it is not linked by other devices.

8

FCC Statement
Note: This equipment has been tested and found to comply with the limits for a Class B digital device, pursuant to part 15 of the FCC Rules. These limits are designed to provide reasonable protection against harmful interference in a residential installation. This equipment generates, uses and can radiate radio frequency energy and, if not installed and used in accordance with the instructions, may cause harmful interference to radio communications. However, there is no guarantee that interference will not occur in a particular installation. If this equipment does cause harmful interference to radio or television reception, which can be determined by turning the equipment off and on, the user is encouraged to try to correct the interference by one or more of the following measures:
—Reorient or relocate the receiving antenna.
—Increase the separation between the equipment and receiver.
—Connect the equipment into an outlet on a circuit different from that to which the receiver is connected.
—Consult the dealer or an experienced radio/TV technician for help.

This device complies with part 15 of the FCC Rules. Operation is subject to the following two conditions:(1) This device may not cause harmful interference, and (2) this device must accept any interference received, including interference that may cause undesired operation.

Any changes or modifications not expressly approved by the party responsible for compliance could void the user's authority to operate the equipment.

The device has evaluated to meet general RF exposure requirement. The device can be used be in portable exposure without restriction.

Made in China

9