Appendix B

Report No.:	CISRR24041308102
FCC ID:	2BFZ7-ZX-C
Product Name:	Levitating Bluetooth speaker
Model No.:	ZX-C
Test Engineer:	Lucas Huang
Supervised by:	Rory Huang

Conducted Peak Output Power

Left

Test Result

Mode	Channel	Peak Output Power (dBm)	Peak Output Power (mW)	Limit (dBm)	Result
LE	0	1.639	1.46	30	PASS
	19	1.002	1.26	30	PASS
	39	0.936	1.24	30	PASS

99% Bandwidth

Test Result

Mode	Channel	99% BW (MHz)
LE	0	1.0470
LE	19	1.0540
LE	39	1.0450

Test Graphs

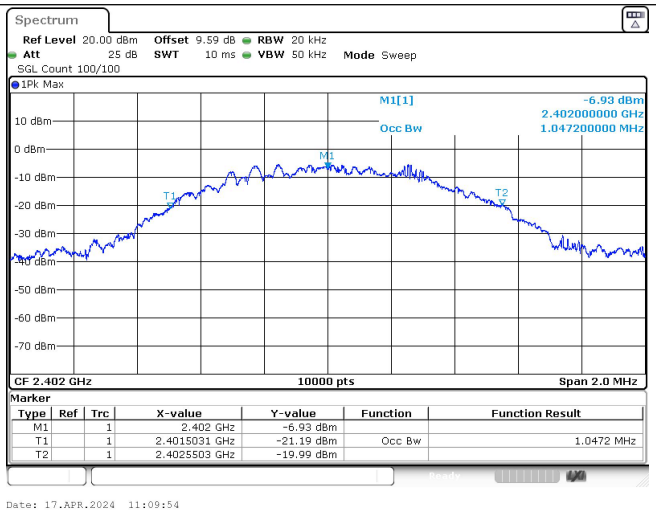

LE_Channel 0

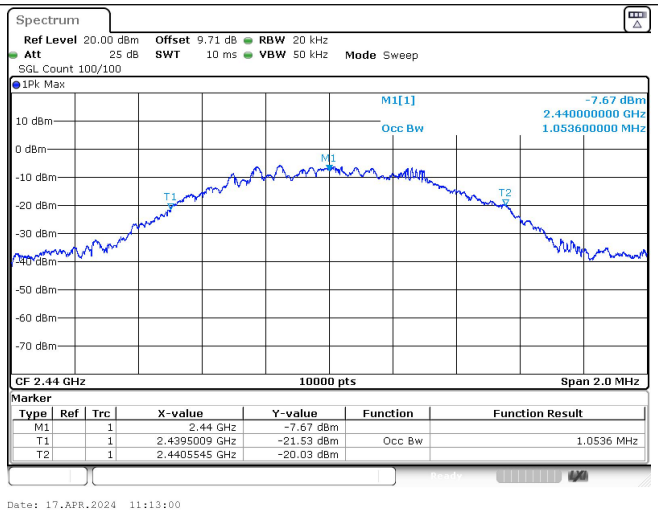

LE_Channel 19

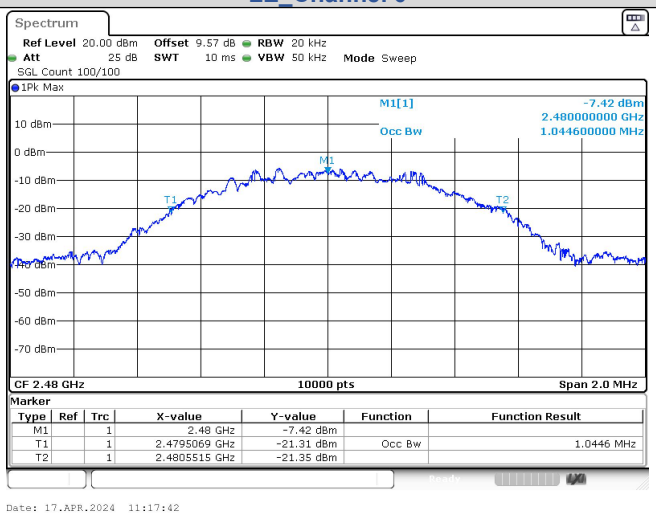

LE_Channel 39

6dB Bandwidth

Test Result

Mode	Channel	Center Frequency (MHz)	6 dB Bandwidth (MHz)	Limit (MHz)	Result
LE	0	2402	0.6800	0.5	PASS
	19	2440	0.6700		PASS
	39	2480	0.6700		PASS

Test Graphs

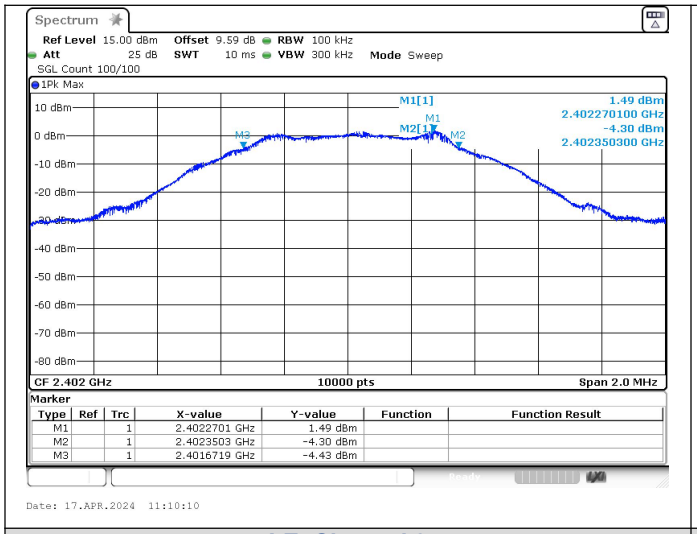

LE_Channel 0

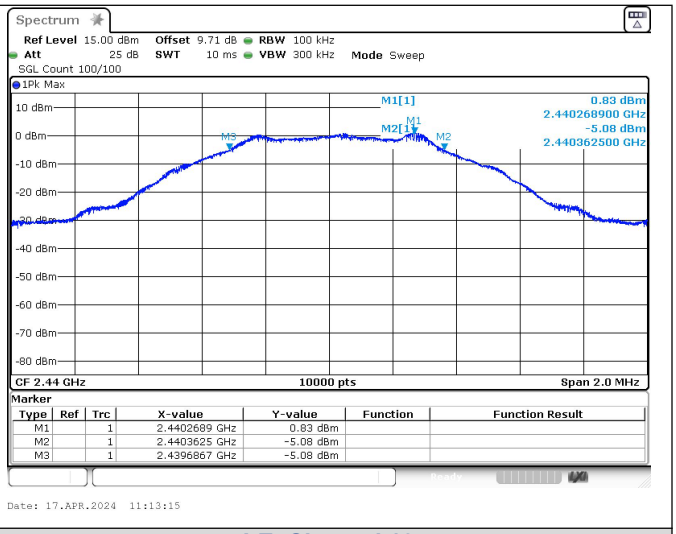

LE_Channel 19

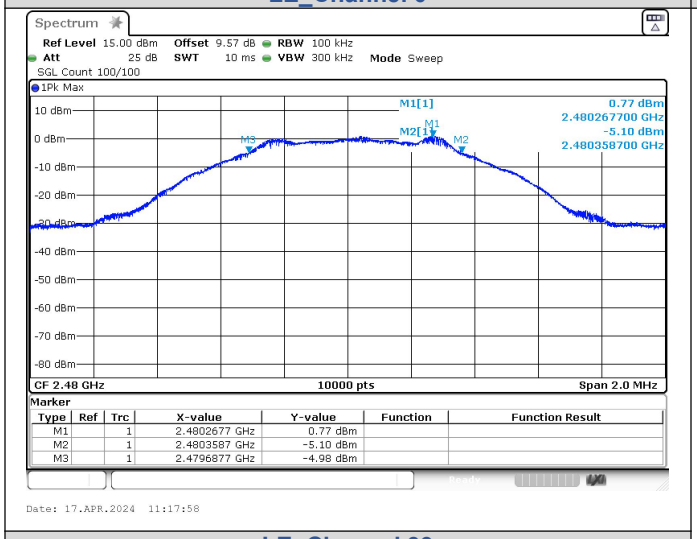

LE_Channel 39

Conducted Out Of Band Emission

Test Result

Mode	Channel	OOB Emission Frequency (MHz)	OOB Emission Level (dBm)	Limit (dBm)	Over Limit (dB)	Result
LE	0	2400.00	-51.699	-18.54	-33.159	PASS
		2398.29	-50.706	-18.54	-32.166	PASS
		7206.00	-40.735	-18.54	-22.195	PASS
	19	9760.39	-41.913	-19.17	-22.743	PASS
	39	2483.50	-53.013	-19.22	-33.793	PASS
		9920.20	-39.938	-19.22	-20.718	PASS

Test Graphs

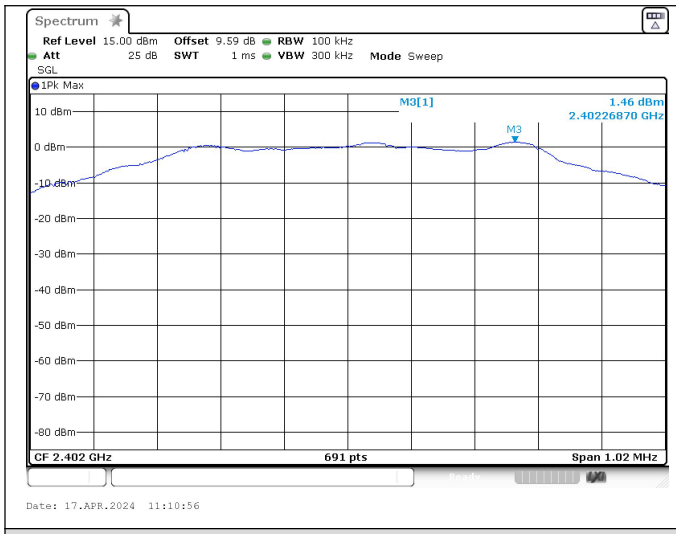

In-Band Reference Level
LE_Channel 0

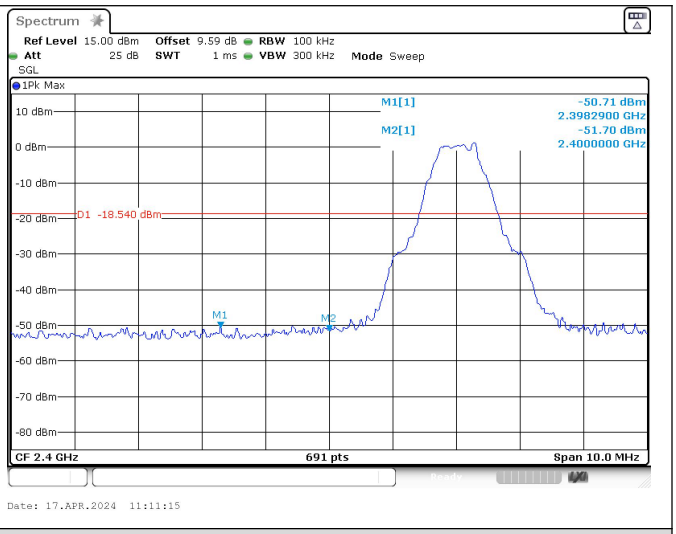

Out Of Band Emission
LE_Channel 0

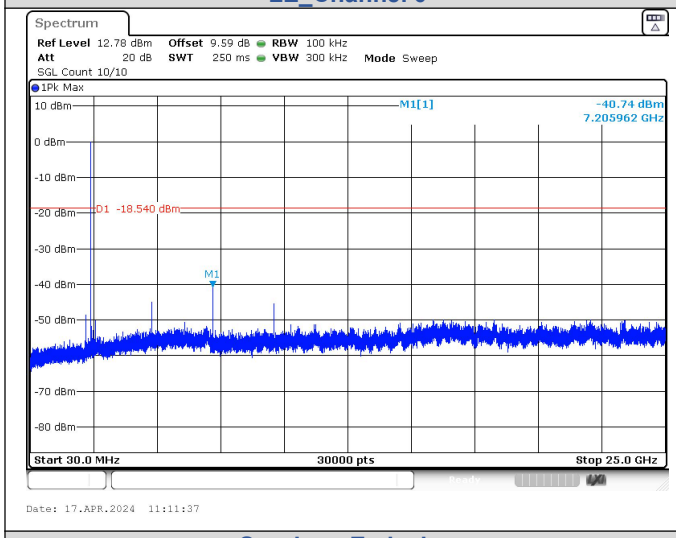

Spurious Emission
LE_Channel 0

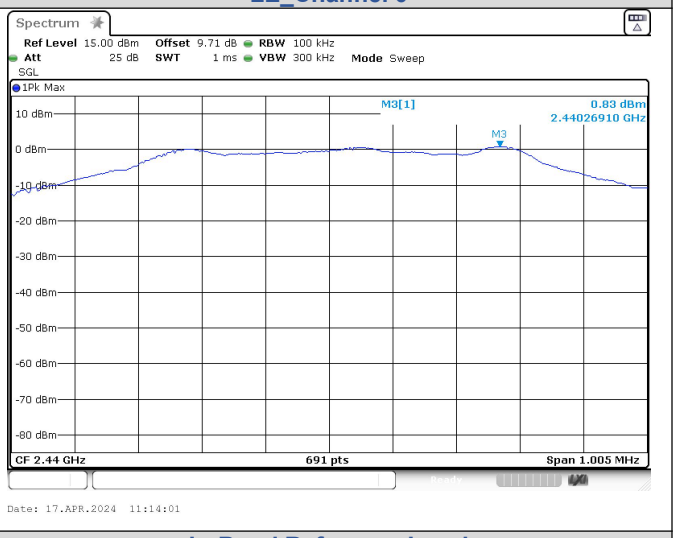

In-Band Reference Level
LE_Channel 19

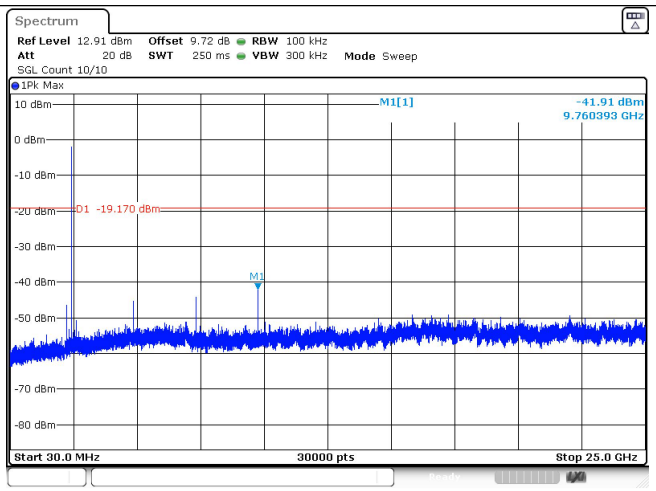

Spurious Emissions
LE_Channel 19

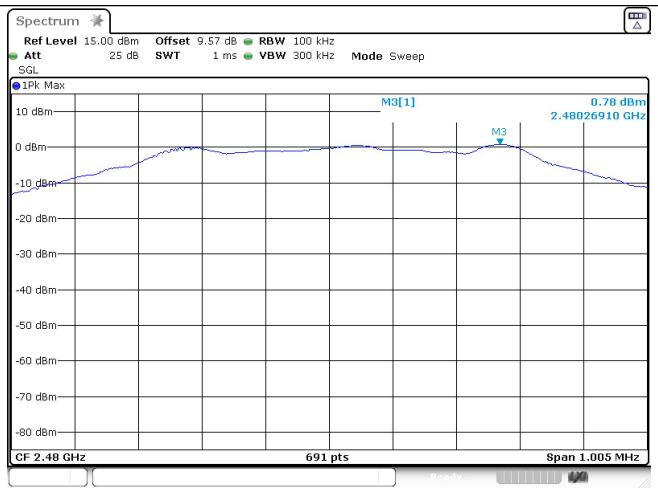

In-Band Reference Level
LE_Channel 39

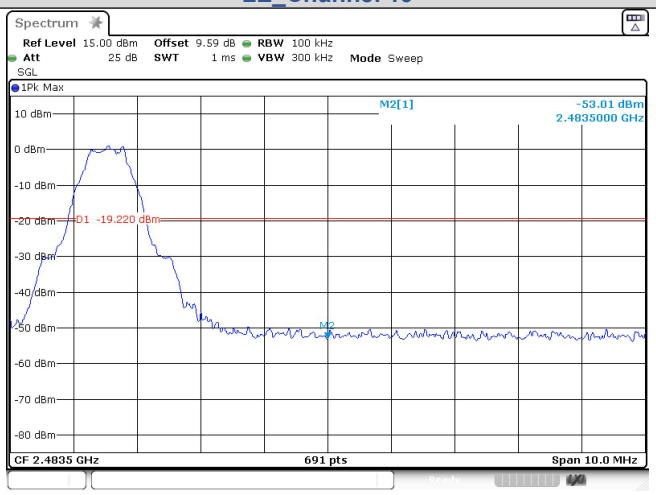

Out Of Band Emission
LE_Channel 39

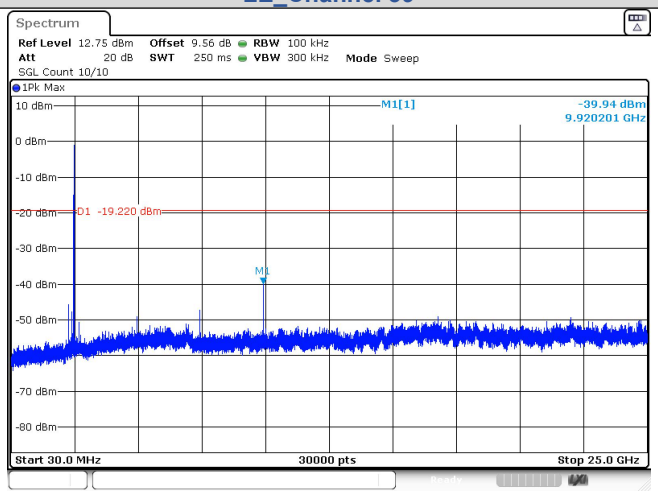

Spurious Emission
LE_Channel 39

Duty Cycle

Test Result

Mode	Channel	On Time (ms)	Period (ms)	Duty Cycle (%)	Duty Cycle (linear)	Duty Cycle Factor (dB)	1/T
LE	0	2.133	2.499	85.37	0.8537	0.6869	0.47
	19	2.134	2.500	85.37	0.8537	0.6869	0.47
	39	2.133	2.499	85.37	0.8537	0.6869	0.47

Test Graphs

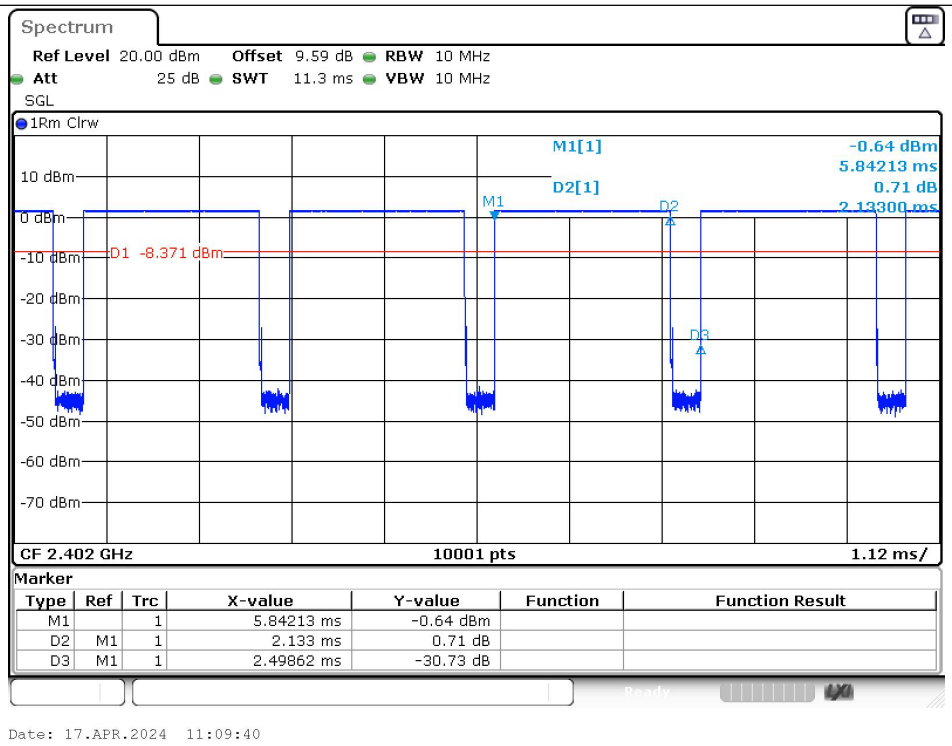

LE

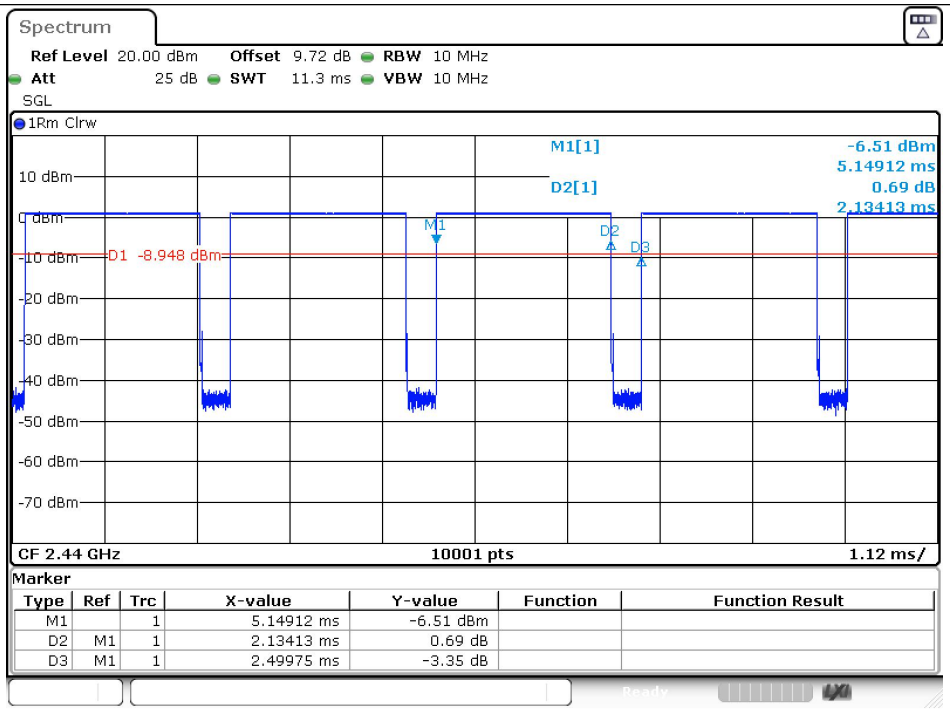

Marker						
Type	Ref	Trc	X-value	Y-value	Function	Function Result
M1		1	5.14912 ms	-6.51 dBm		
D2	M1	1	2.13413 ms	0.69 dB		
D3	M1	1	2.49975 ms	-3.35 dB		

Date: 17.APR.2024 11:12:45

LE

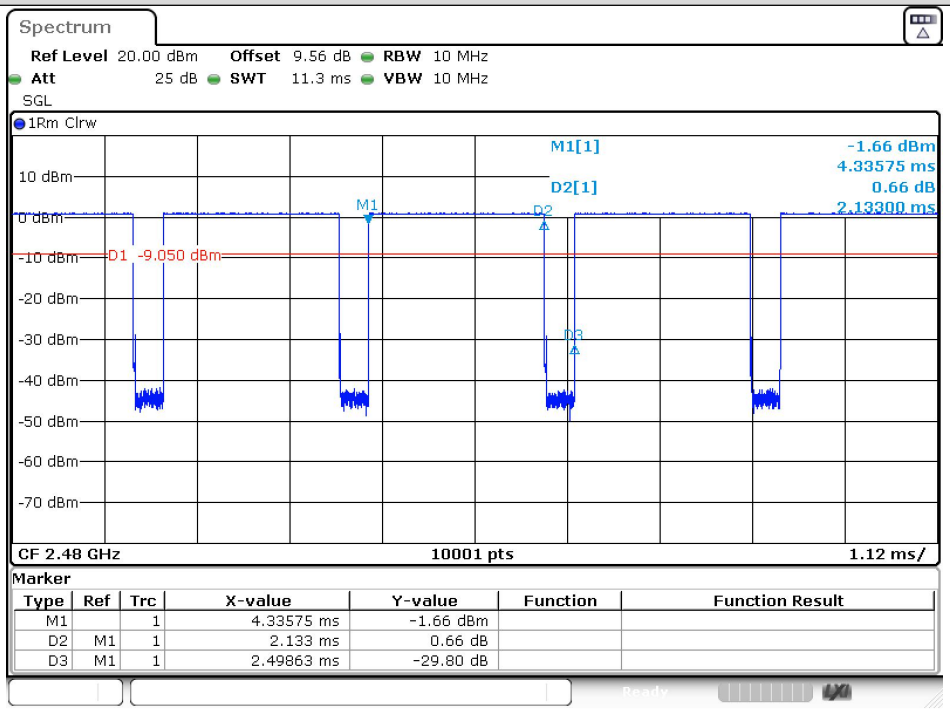

Marker						
Type	Ref	Trc	X-value	Y-value	Function	Function Result
M1		1	4.33575 ms	-1.66 dBm		
D2	M1	1	2.133 ms	0.66 dB		
D3	M1	1	2.49863 ms	-29.80 dB		

Date: 17.APR.2024 11:17:28

LE

Power Spectral Density

Test Result

Mode	Channel	PSD (dBm/3kHz)	Limit (dBm/3kHz)	Result
LE	0	-14.591	8	PASS
LE	19	-15.262	8	PASS
LE	39	-15.365	8	PASS

Test Graphs

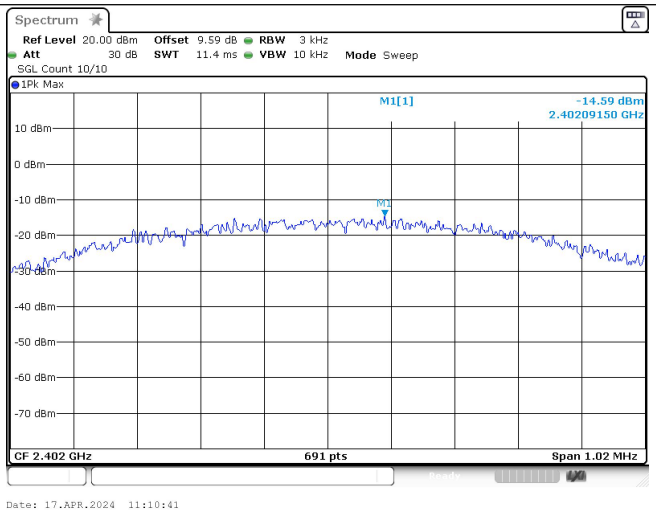

LE_Channel 0

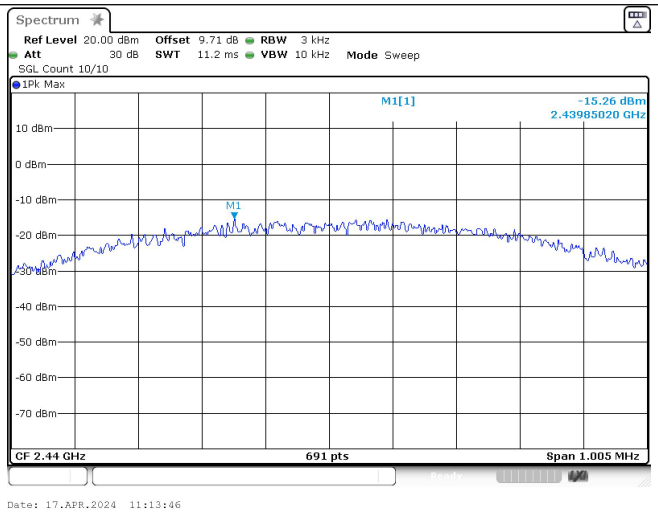

LE_Channel 19

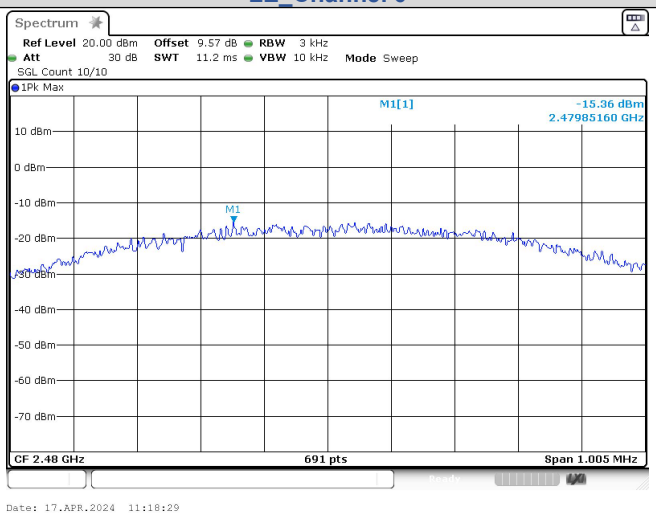

LE_Channel 39