Appendix A

Report No.:	CISRR24041811101
FCC ID:	2BFZ8-BMW2412
Product Name:	Wireless Mouse
Model No.:	BMW2412
Test Engineer:	Lucas Huang
Supervised by:	Rory Huang

1) Conducted Peak Output Power

Test Result

Modulation	Packet Type	Channel	Peak Output Power (dBm)	Peak Output Power (mW)	Limit (dBm)	Result
GFSK	LE	0	1.435	1.39	30	PASS
		19	0.848	1.22		PASS
		39	0.927	1.24		PASS
	2LE	0	1.510	1.42	30	PASS
		19	1.002	1.26		PASS
		39	1.050	1.27		PASS

2) 99% Bandwidth

Test Result

Mode	Channel	99% BW (MHz)
LE	0	1.0450
LE	19	1.0530
LE	39	1.0480
2LE	0	2.0440
2LE	19	2.0600
2LE	39	2.0520

Test Graphs

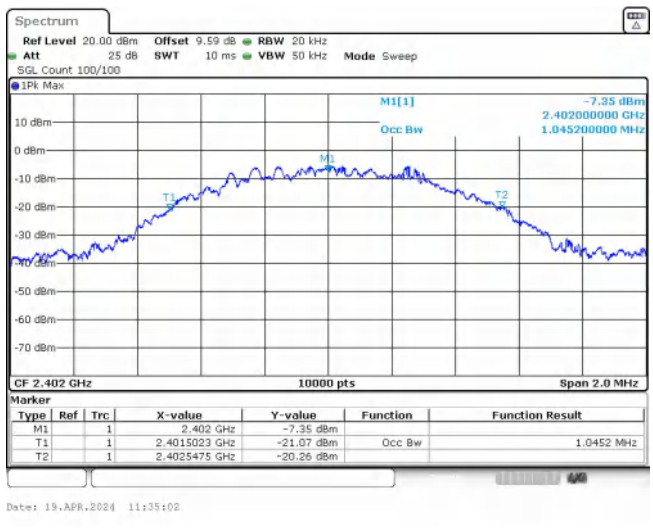

LE_Channel 0

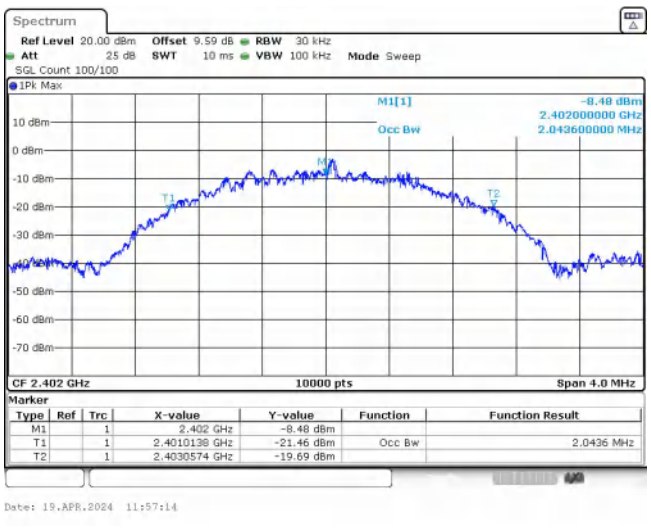

2LE_Channel 0

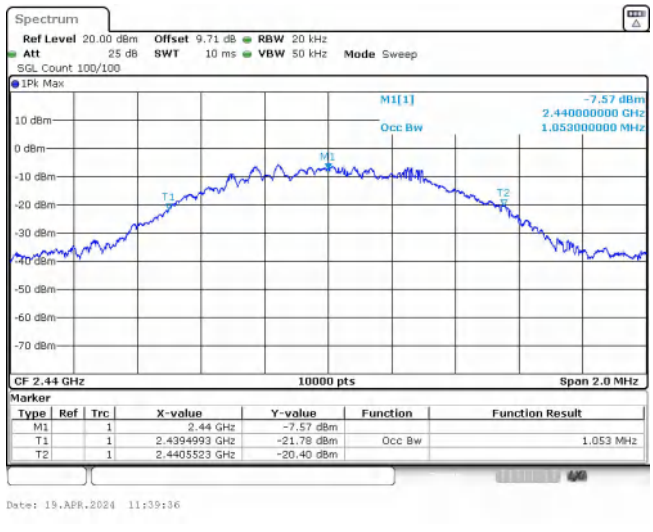

LE_Channel 19

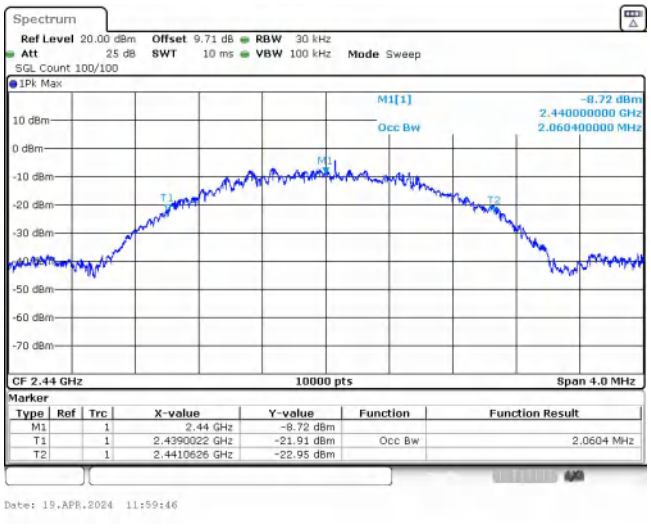

2LE_Channel 19

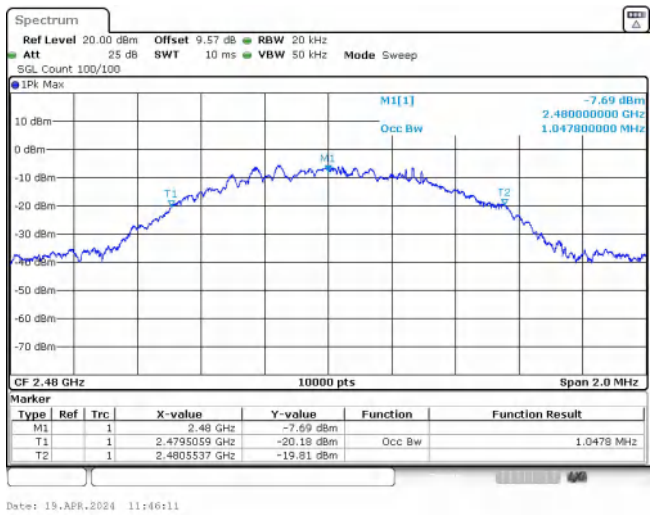

LE_Channel 39

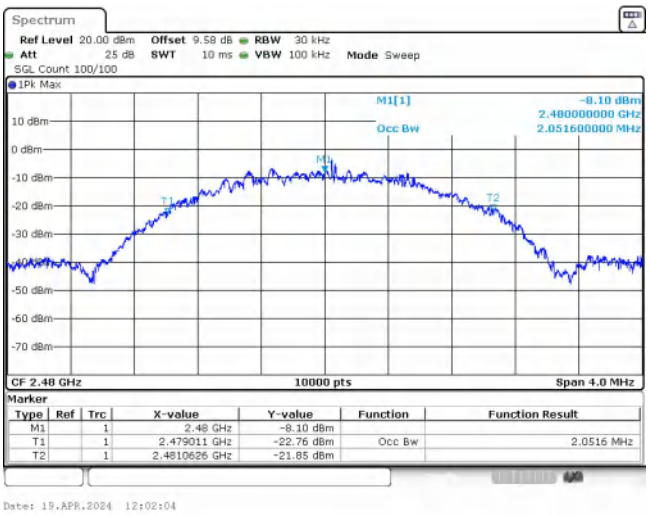

2LE_Channel 39

3) 6dB Bandwidth

Test Result

Mode	Channel	Center Frequency (MHz)	6 dB Bandwidth (MHz)	Limit (MHz)	Result
LE	0	2402	0.6800	0.5	PASS
	19	2440	0.6600		PASS
	39	2480	0.6700		PASS
2LE	0	2402	1.160		PASS
	19	2440	1.160		PASS
	39	2480	1.140		PASS

Test Graphs

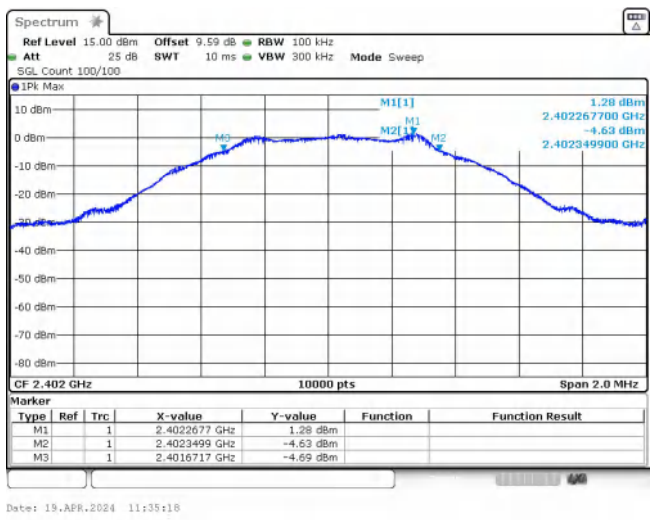

LE_Channel 0

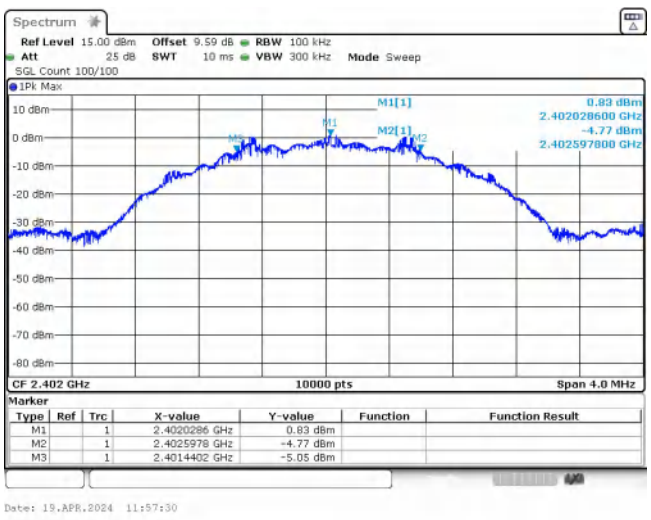

2LE_Channel 0

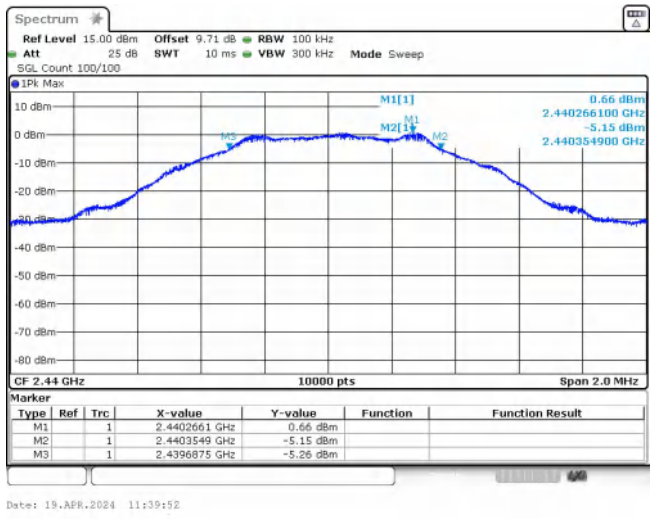

LE_Channel 19

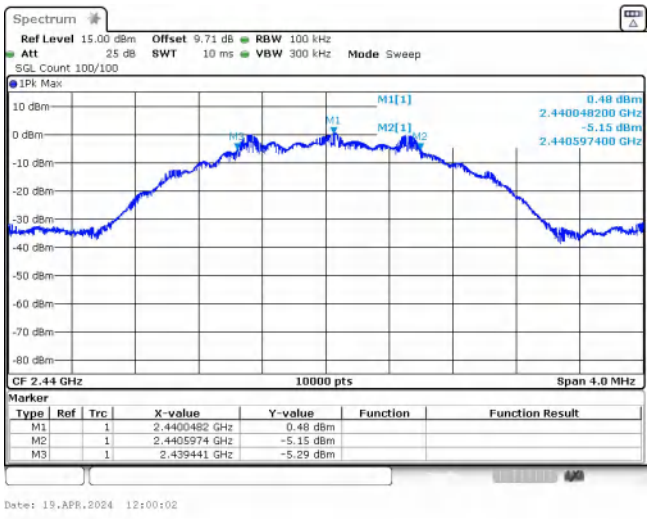

2LE_Channel 19

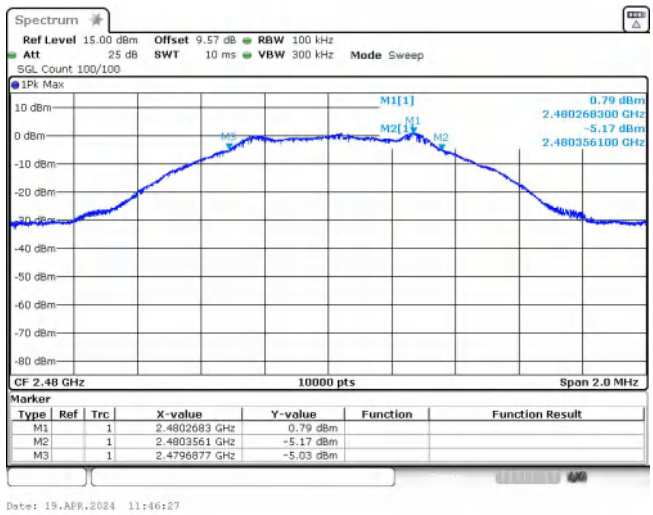

LE_Channel 39

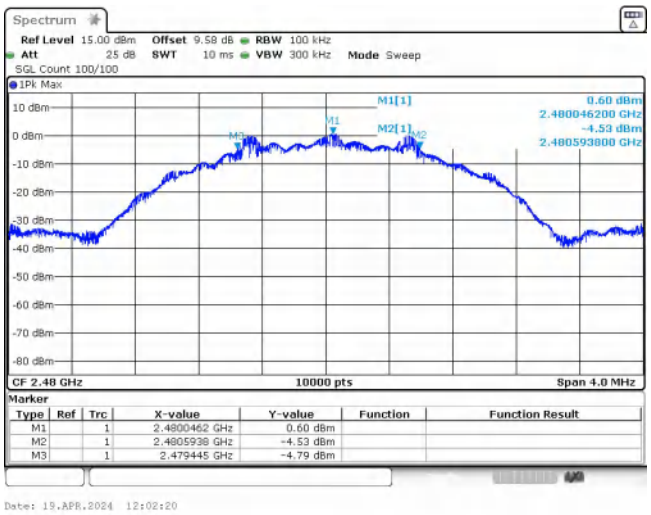

2LE_Channel 39

4) Conducted Out Of Band Emission

Test Result

Mode	Channel	OOB Emission Frequency (MHz)	OOB Emission Level (dBm)	Limit (dBm)	Over Limit (dB)	Result
LE	0	2400.00	-46.959	-18.74	-28.219	PASS
		7205.13	-42.271	-18.74	-23.531	PASS
	19	9760.39	-41.347	-19.33	-22.017	PASS
	39	2483.50	-53.349	-19.23	-34.119	PASS
		9920.20	-40.702	-19.23	-21.472	PASS
2LE	0	2400.00	-33.440	-18.92	-14.520	PASS
		7204.30	-39.446	-18.92	-20.526	PASS
	19	9760.39	-41.590	-19.47	-22.120	PASS
	39	2483.50	-53.024	-19.38	-33.644	PASS
		9920.20	-40.697	-19.38	-21.317	PASS

Test Graphs

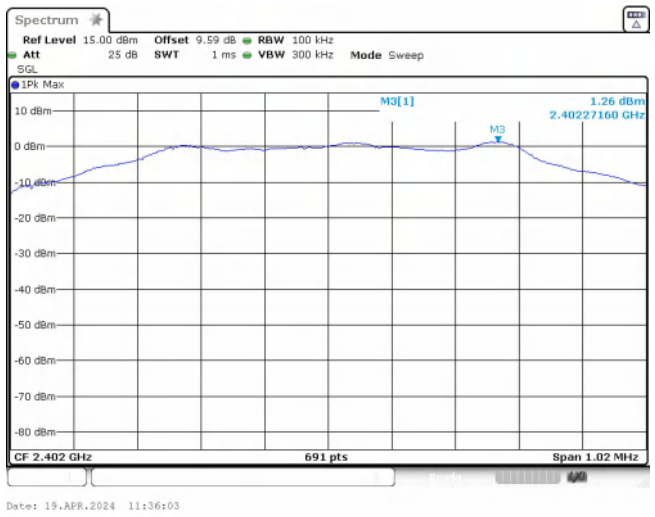

In-Band Reference Level

LE_Channel 0

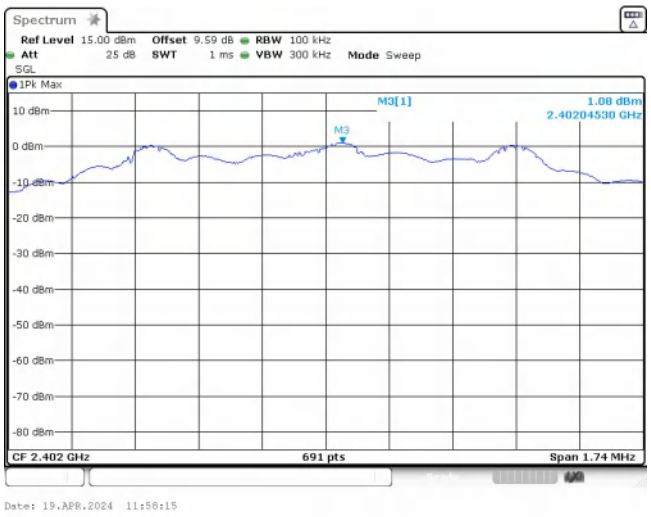

In-Band Reference Level

2LE_Channel 0

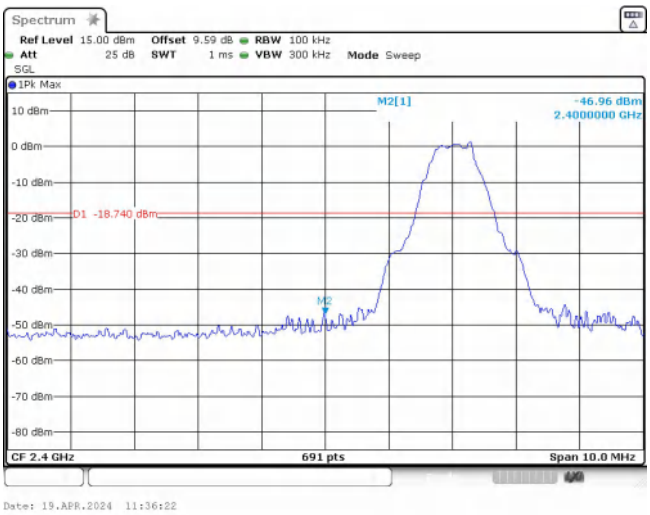

Out Of Band Emission

LE_Channel 0

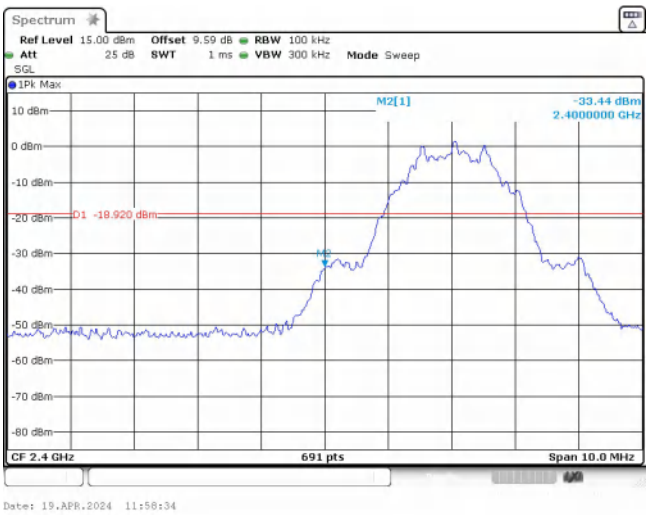

Out Of Band Emission

2LE_Channel 0

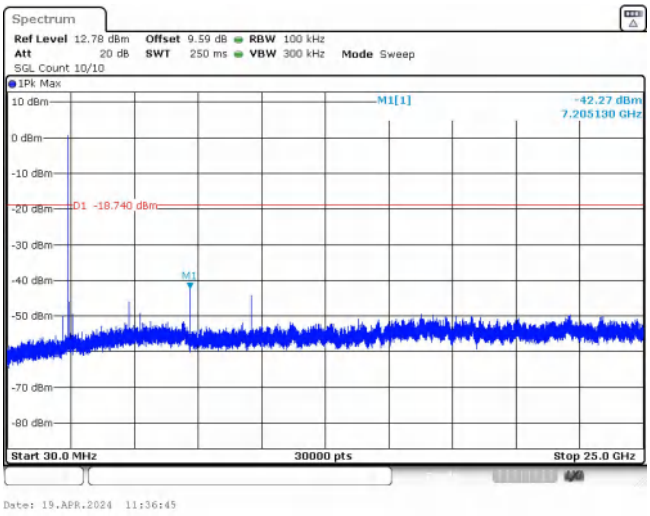

Spurious Emission

LE_Channel 0

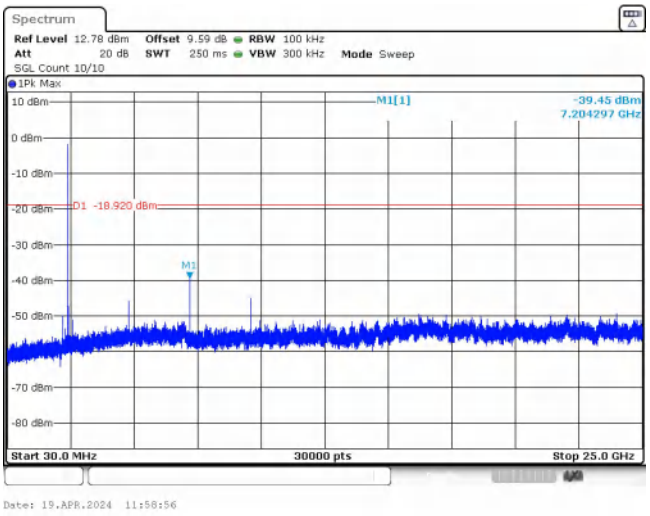

Spurious Emission

2LE_Channel 0

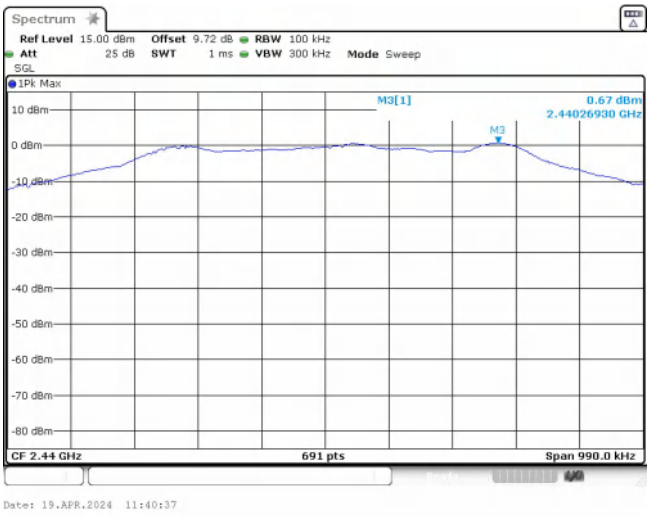

In-Band Reference Level

LE_Channel 19

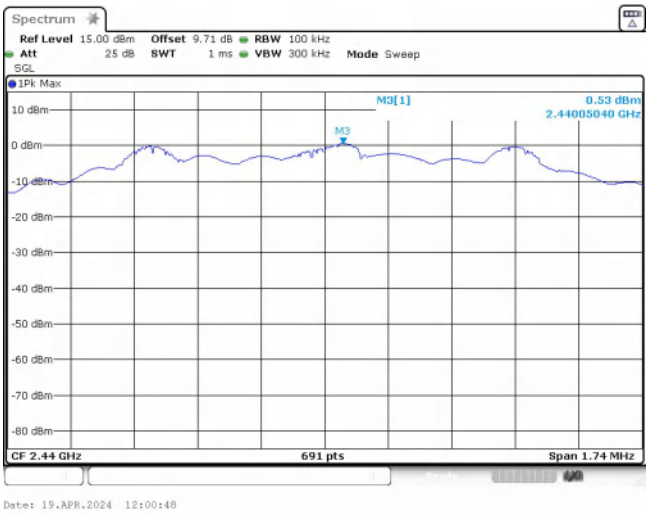

In-Band Reference Level

2LE_Channel 19

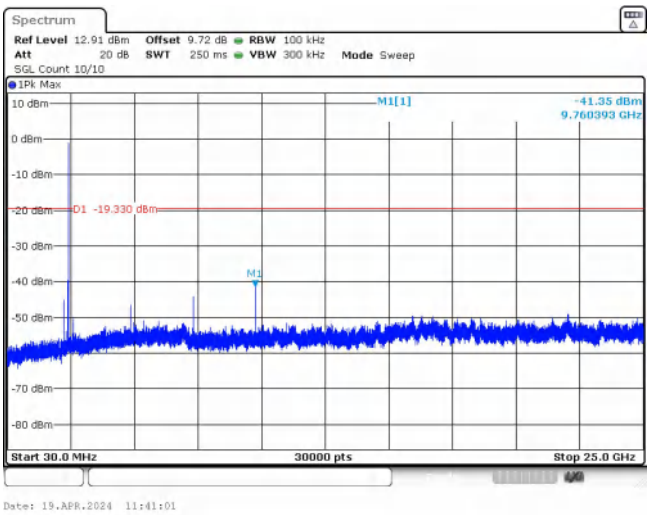

Spurious Emissions

LE_Channel 19

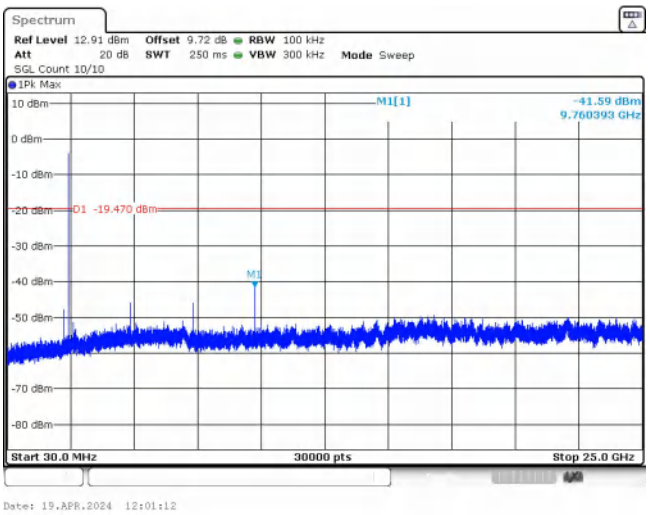

Spurious Emissions

2LE_Channel 19

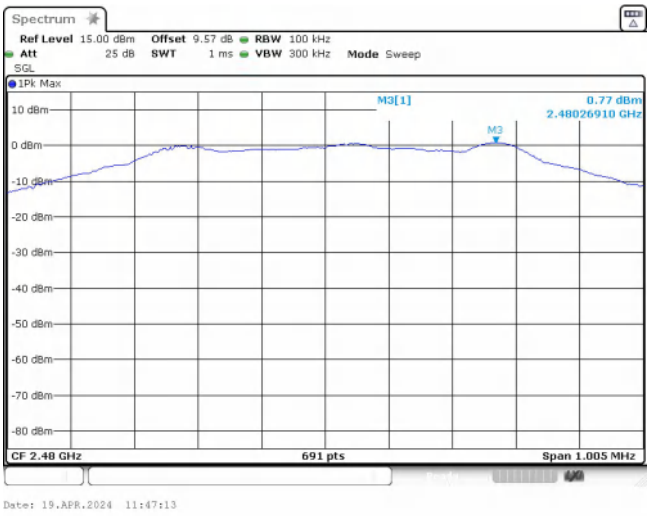

In-Band Reference Level

LE_Channel 39

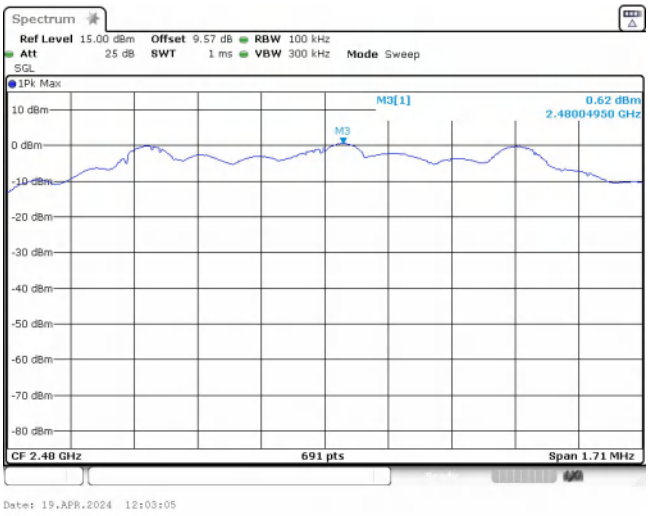

In-Band Reference Level

2LE_Channel 39

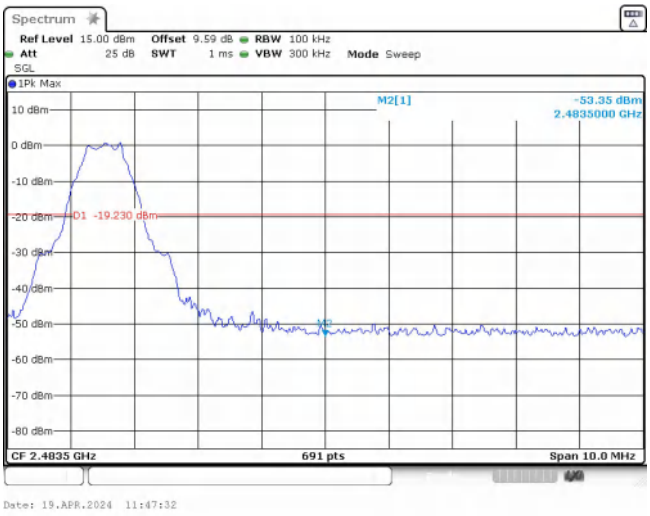

Out Of Band Emission

LE_Channel 39

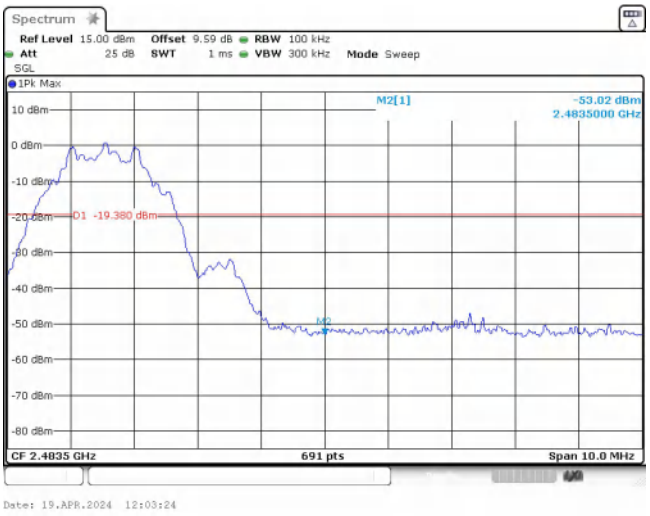

Out Of Band Emission

2LE_Channel 39

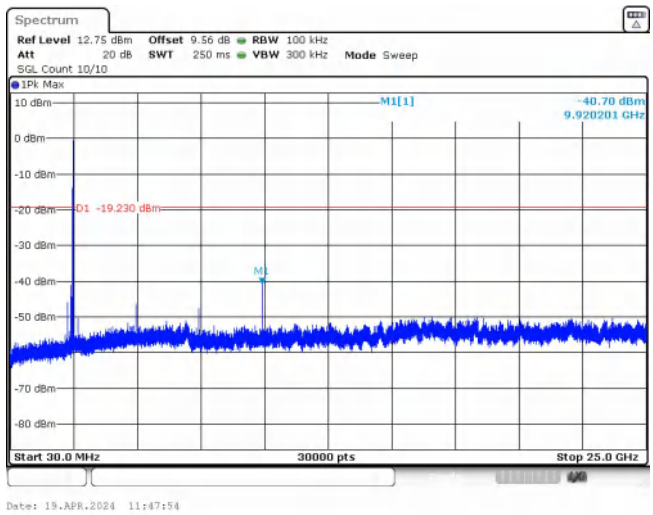

Spurious Emission

LE_Channel 39

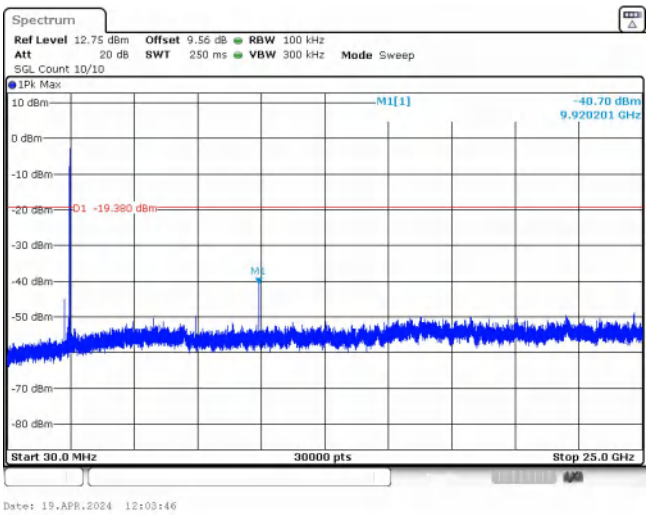

Spurious Emission

2LE_Channel 39

5) Duty Cycle

Test Result

Mode	Channel	On Time (ms)	Period (ms)	Duty Cycle (%)	Duty Cycle (linear)	Duty Cycle Factor (dB)	1/T
LE	0	2.133	2.499	85.37	0.8537	0.6869	0.47
	19	2.133	2.499	85.37	0.8537	0.6869	0.47
	39	2.133	2.499	85.37	0.8537	0.6869	0.47
2LE	0	1.081	2.499	43.27	0.4327	3.6381	0.93
	19	1.081	2.499	43.27	0.4327	3.6381	0.93
	39	1.081	2.499	43.27	0.4327	3.6381	0.93

Test Graphs

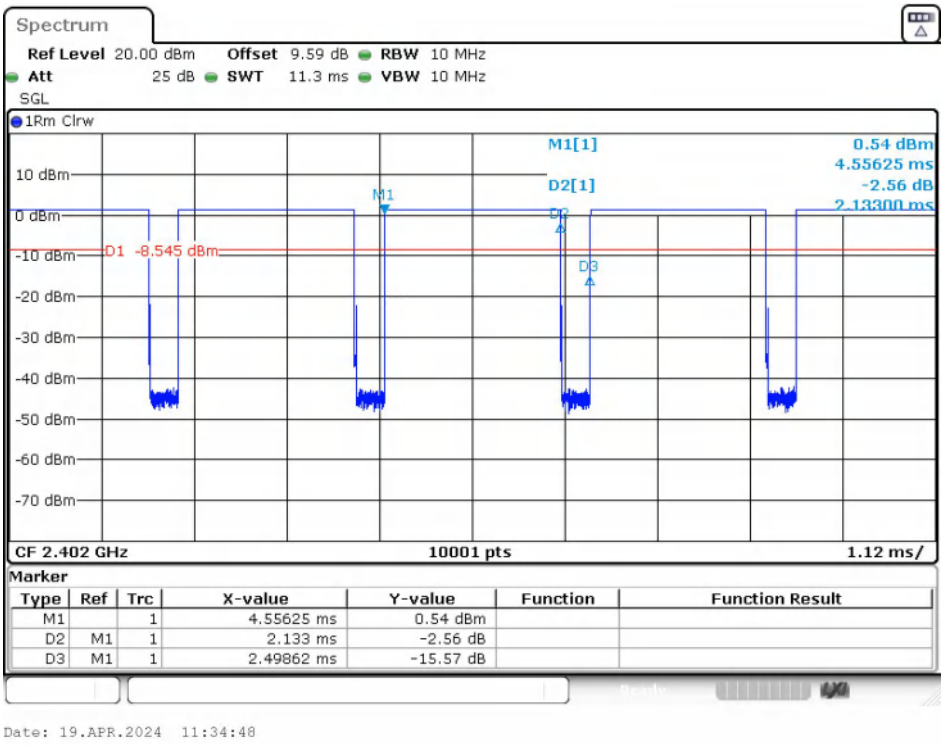

LE

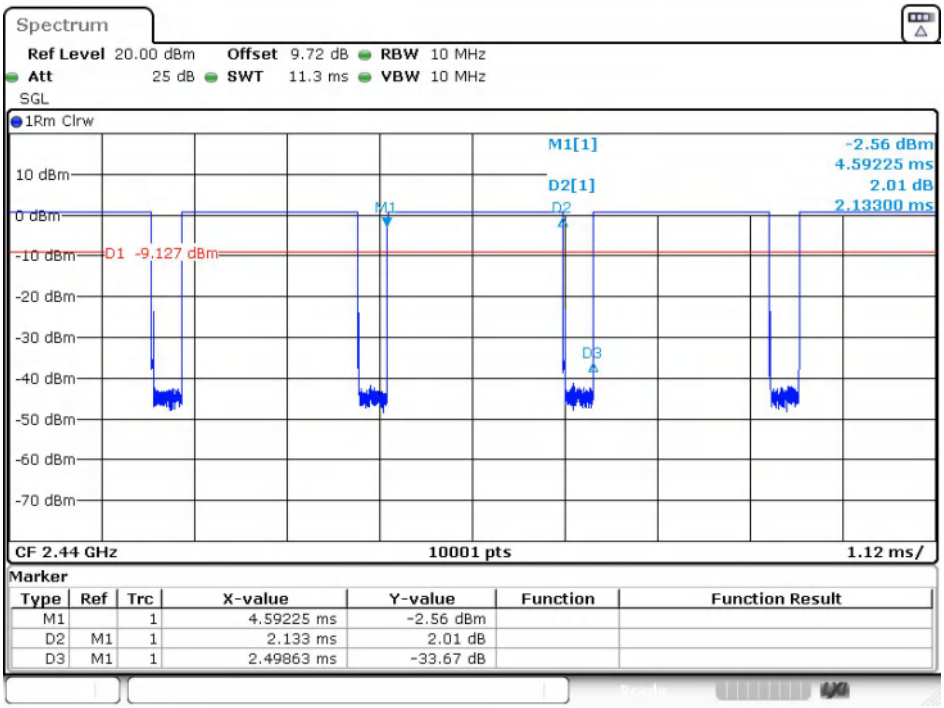

Date: 19.APR.2024 11:39:21

LE

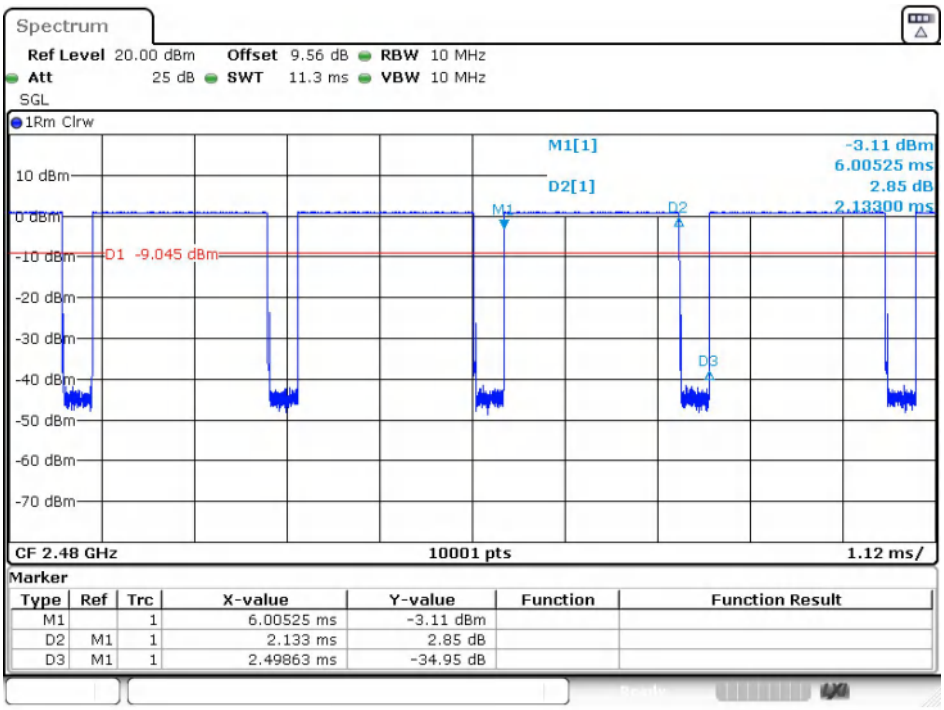

Date: 19.APR.2024 11:45:57

LE

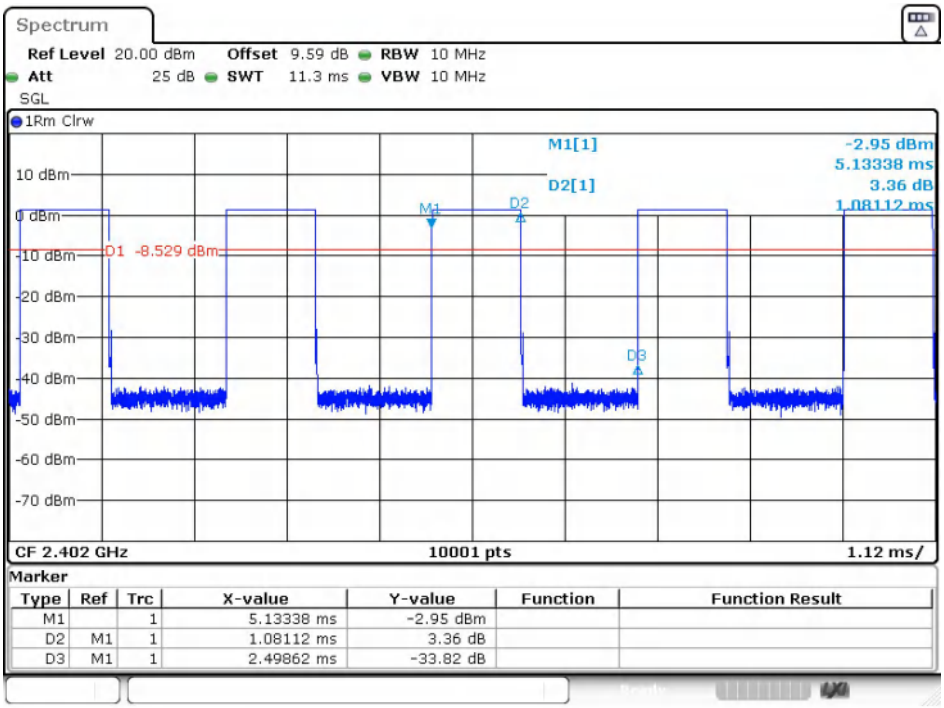
Spectrum
Ref Level 20.00 dBm Offset 9.59 dB RBW 10 MHz
Att 25 dB SWT 11.3 ms VBW 10 MHz
SGL
1Rm Clrw
M1[1] -2.95 dBm
5.13338 ms
D2[1] 3.36 dB
1.08112 ms
D1 -8.529 dBm
CF 2.402 GHz 10001 pts 1.12 ms/
Marker
Type Ref Trc X-value Y-value Function Function Result
M1 1 5.13338 ms -2.95 dBm
D2 M1 1 1.08112 ms 3.36 dB
D3 M1 1 2.49862 ms -33.82 dB
Date: 19.APR.2024 11:57:00

2LE

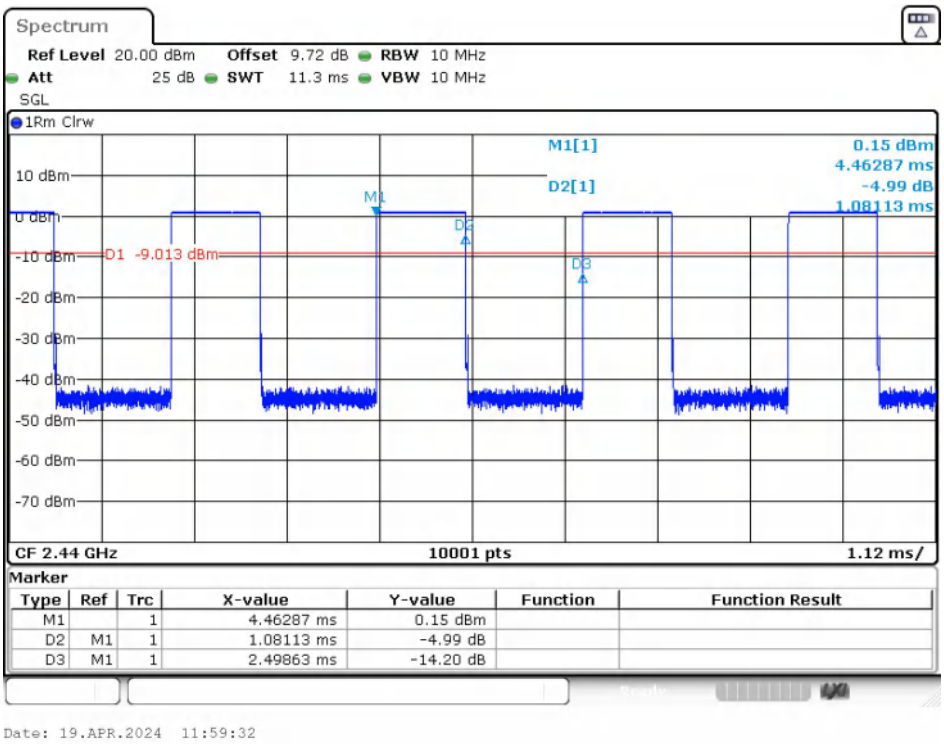
Spectrum
Ref Level 20.00 dBm Offset 9.72 dB RBW 10 MHz
Att 25 dB SWT 11.3 ms VBW 10 MHz
SGL
1Rm Clrw
M1[1] 0.15 dBm
4.46287 ms
D2[1] -4.99 dB
1.08113 ms
D1 -9.013 dBm
CF 2.44 GHz 10001 pts 1.12 ms/
Marker
Type Ref Trc X-value Y-value Function Function Result
M1 1 4.46287 ms 0.15 dBm
D2 M1 1 1.08113 ms -4.99 dB
D3 M1 1 2.49863 ms -14.20 dB
Date: 19.APR.2024 11:59:32

2LE

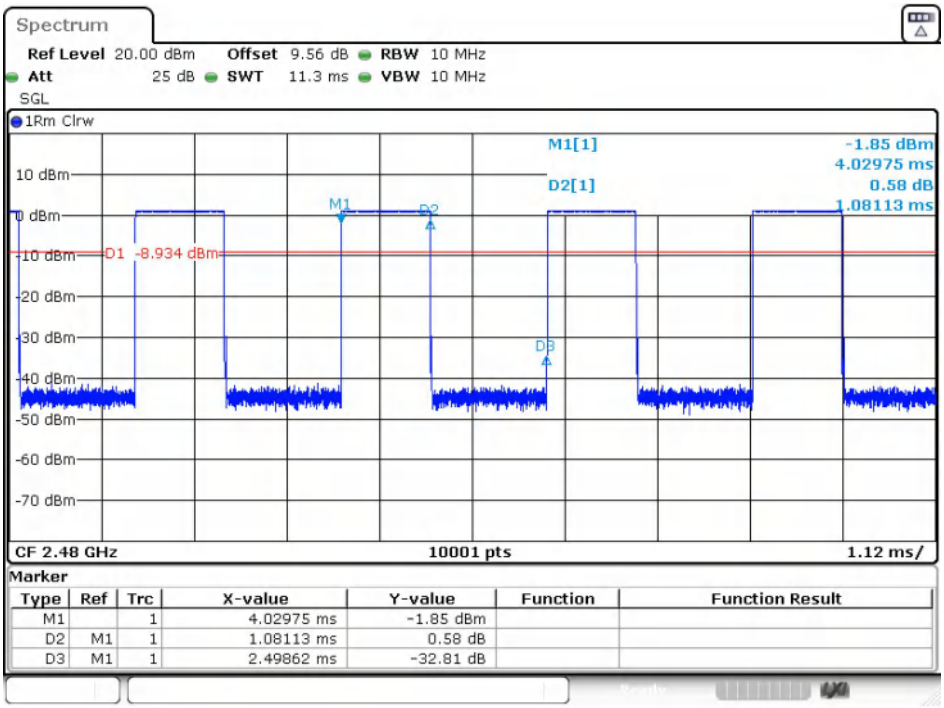
Spectrum
Ref Level 20.00 dBm Offset 9.56 dB RBW 10 MHz
Att 25 dB SWT 11.3 ms VBW 10 MHz
SGL
1Rm Clrw
M1[1] -1.85 dBm
4.02975 ms
D2[1] 0.58 dB
1.08113 ms
10 dBm
0 dBm
-10 dBm
-20 dBm
-30 dBm
-40 dBm
-50 dBm
-60 dBm
-70 dBm
D1 -8.934 dBm
M1
D2
D3
CF 2.48 GHz
10001 pts
1.12 ms/
Marker
Type Ref Trc X-value Y-value Function Function Result
M1 1 4.02975 ms -1.85 dBm
D2 M1 1 1.08113 ms 0.58 dB
D3 M1 1 2.49862 ms -32.81 dB
Date: 19.APR.2024 12:01:50

2LE

6) Power Spectral Density

Test Result

Mode	Channel	PSD (dBm/3kHz)	Limit (dBm/3kHz)	Result
LE	0	-14.935	8	PASS
LE	19	-15.576	8	PASS
LE	39	-15.515	8	PASS
2LE	0	-16.553	8	PASS
2LE	19	-17.742	8	PASS
2LE	39	-18.417	8	PASS

Test Graphs

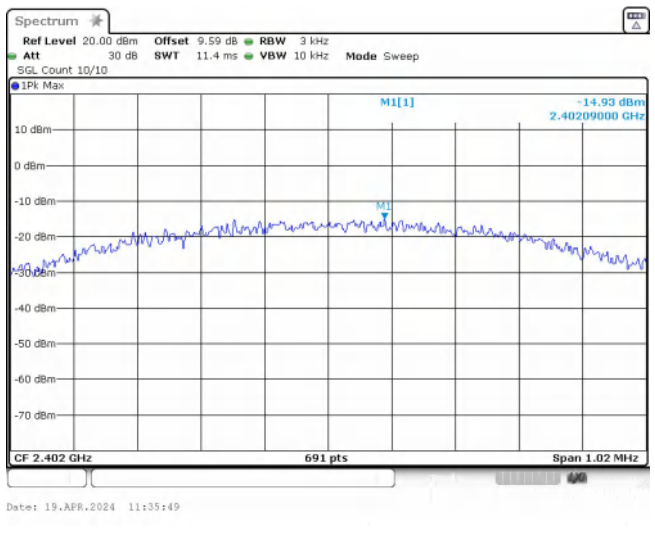

LE_Channel 0

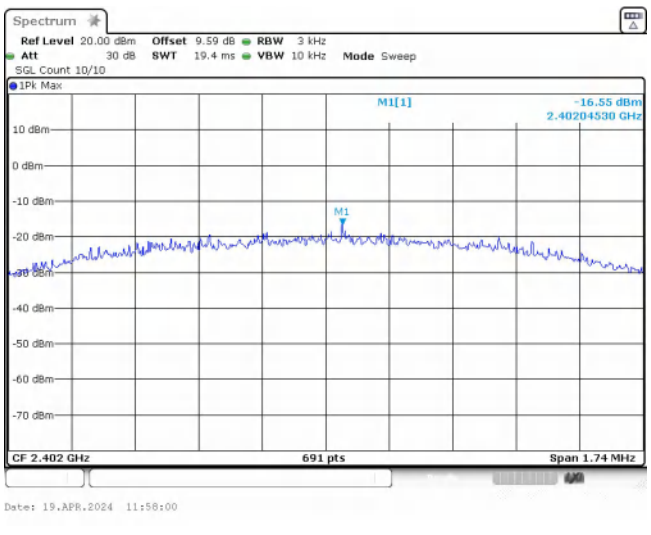

2LE_Channel 0

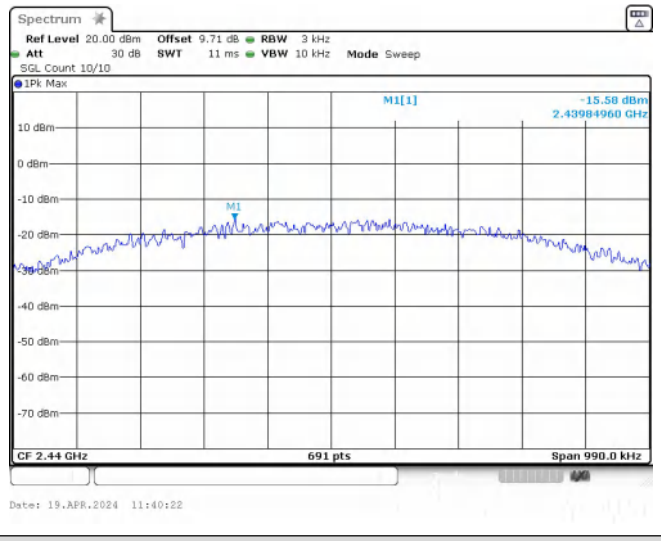

LE_Channel 19

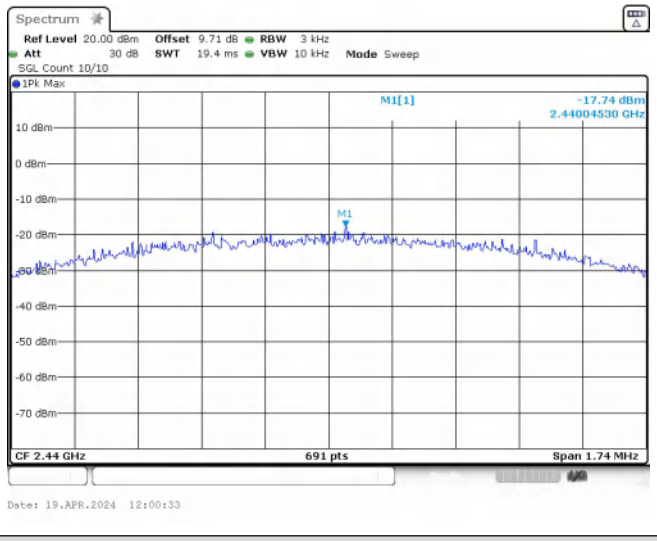

2LE_Channel 19

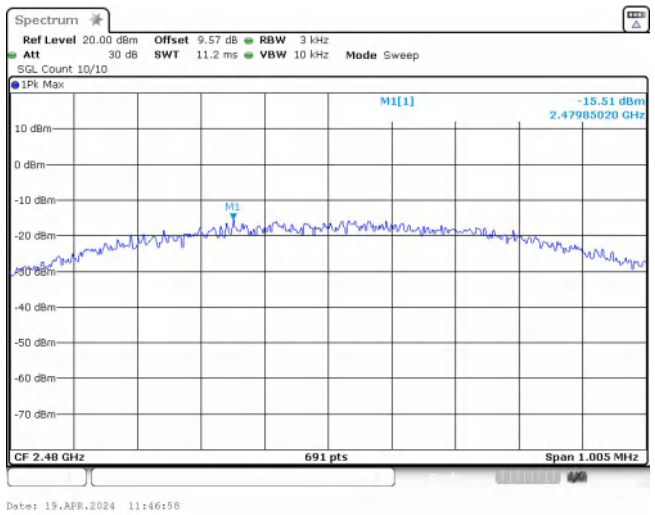

LE_Channel 39

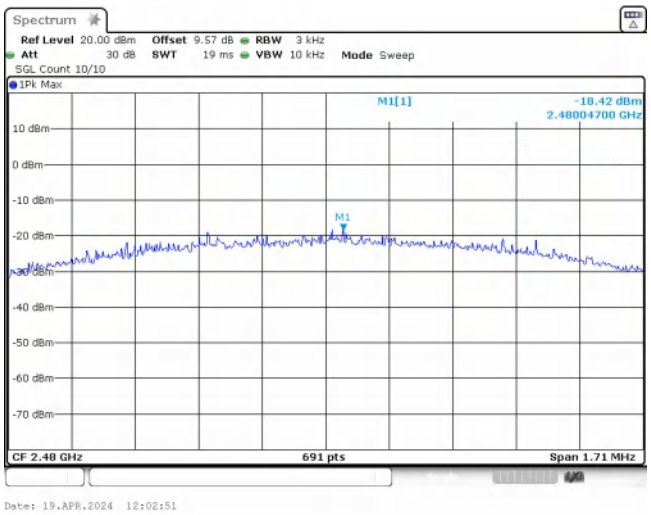

2LE_Channel 39