SPECIFICATION FOR APPROVAL

CUSTOMER/PROJECT： _____

CUSTOMER P.N： _____

PRODUCT NAME： PCB ANT

MODEL NO： 2.4G

SPECIFICATION： _____

SUPPLIER AUTHORIZED SIGNATURE		
PREPARED	CHECKED	APPROVED
WDH		

CUSTOMER AUTHORIZED SIGNATURE			
PM		QE	

P lea se ret urn to us one copy of “SPECIFICATION FOR APPROVAL”with your approved signature.

Content

content 1

1 Noun explanation 4

2 Test equipment 4

3 Working frequency band 4

4 Test project 5

4.1 VSWR plot 5

4.2 Simth plot 5

4.3 Radiation pattern 5

4.4 Gain & Efficiency 5

5 Antenna parameter 5

5.1 VSWR 5

5.1.1 VSWR plot 5

5.1.2 VSWR data 6

5.2 Simth plot 6

5.3 Radiation pattern 7

5.3.1 H-plane 7

5.3.2 E-plane 8-10

5.4 UGain & Efficiency 11

6 Environmental treatment suggestions 12

7 Impedance matching 12

8 Antenna plan 13

8.1 Antenna dimensional drawing 13

8.2 Coaxical cable length drawing 13

8.3 Connecter drawing..... 13

9 Antenna installation guide..... 14

9.1 Antenna installation instructions..... 14

9.2 Coaxical routing 14

10 Other..... 14

1 Noun explanation

dBi	Decibel relative isotropic antenna
Tx	Transmit frequency
Rx	Receive frequency
TRP	Total Radiated Power
TIS	Total Isotropic Sensitivity
VSWR	Voltage Standing Wave Ratio
GSM	Global Service for Mobile communication
DCS	Digital Communication System
CDMA	Code Division Multiple Access
WCDMA	Wideband Code Division Multiple Access

2 Test equipment

network analyzer
Agilent8960
SATIMO64 chamber

3 Working frequency band

The yellow Identification is the using band

Band	
(2.4G)	2400MHz～2483MHz

4 Test project

4.1 VSWR plot

4.2 Simth plot

4.3 Radiation pattern

4.4 Gain & Efficiency

4.5 TRP&TIS

5 Antenna parameter

5.1 VSWR

5.1.1 VSWR plot

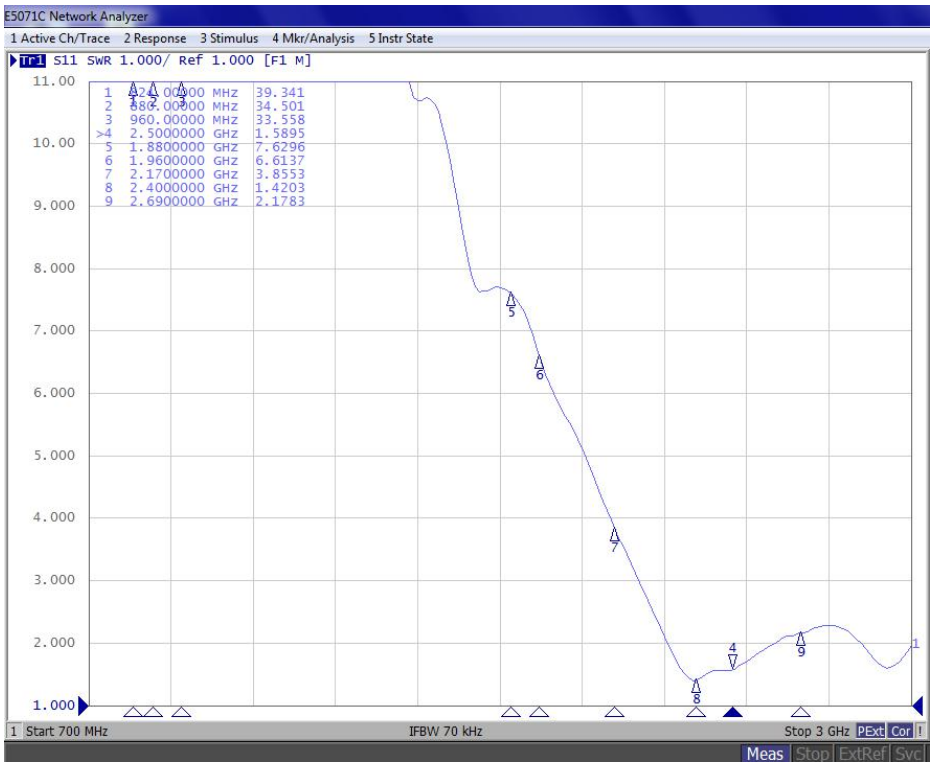

5.1.2 VSWR data

Freq/MHz	2400	2500
VSWR	1.4	1.5

5.2 Simth plot

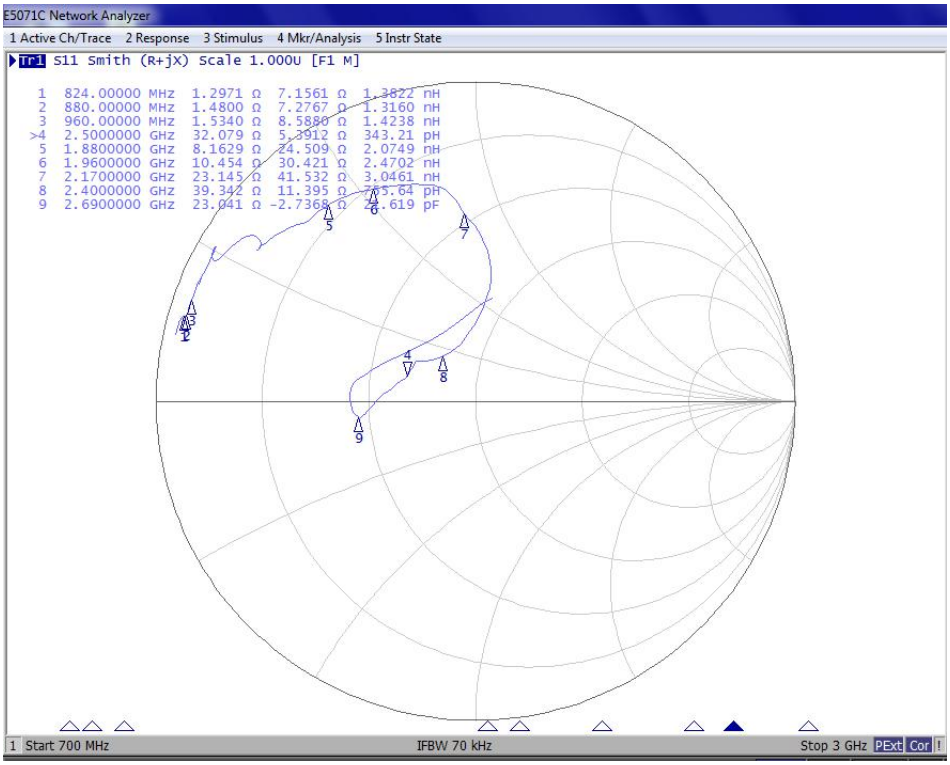

5.3 Radiation pattern

5.3.1 H-plane

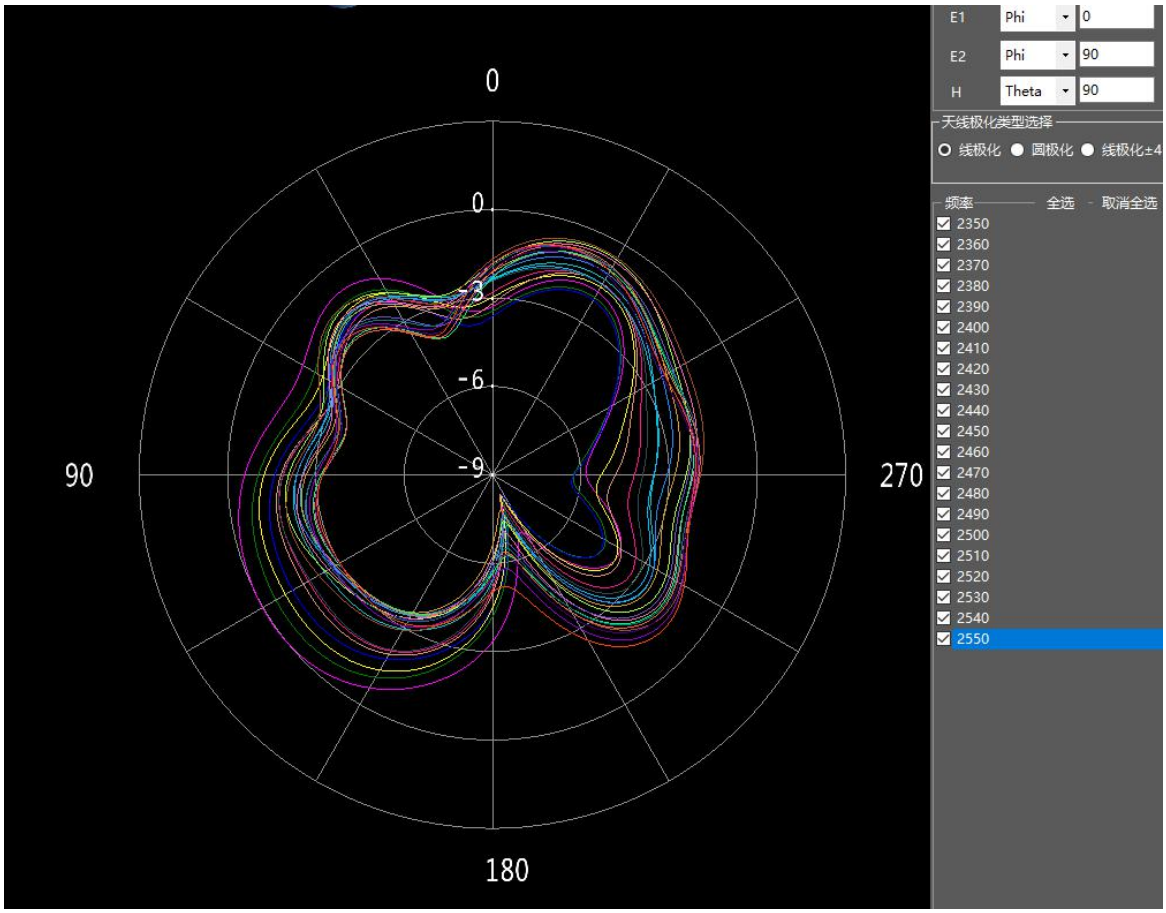

5.3.2 E-plane

E1

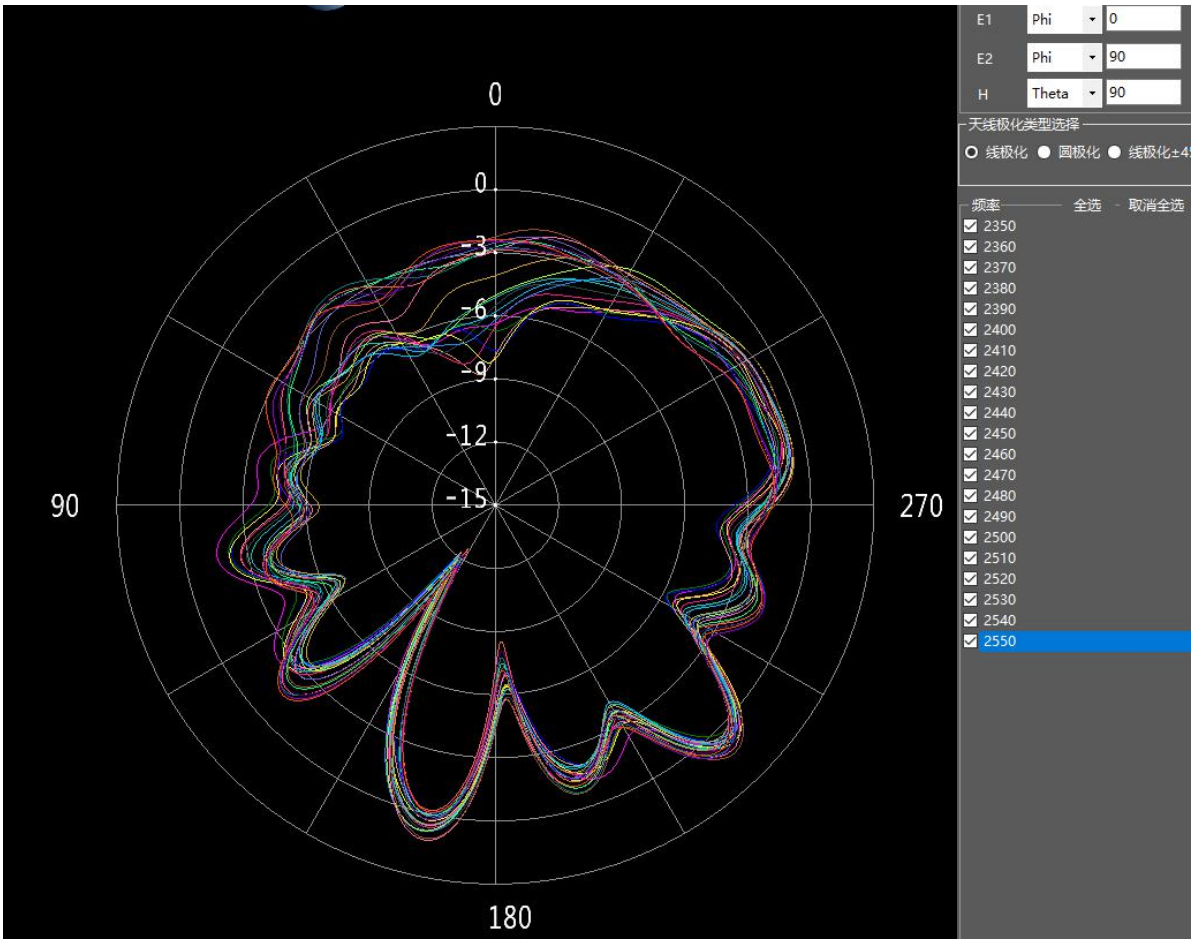

E2

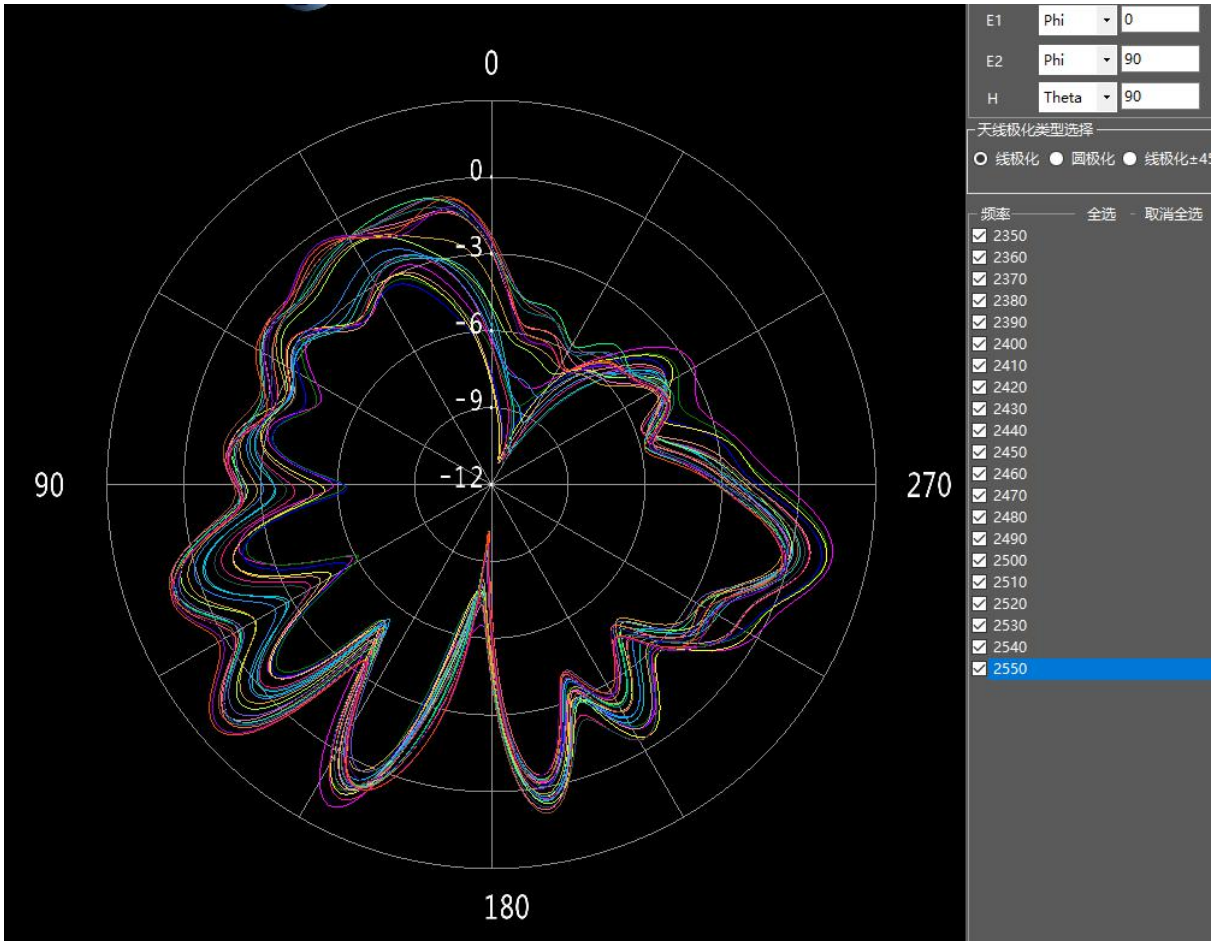
0
90
270
180
0
-3
-6
-9
-12
E1
Phi
0
E2
Phi
90
H
Theta
90
天线极化类型选择
线极化
圆极化
频率
全选
取消全选
2350
2360
2370
2380
2390
2400
2410
2420
2430
2440
2450
2460
2470
2480
2490
2500
2510
2520
2530
2540
2550

5.4 UGain & Efficiency

频率(MHz)	增益(dBi)	效率(%)
2350	1.09	56.76
2370	1.04	50.93
2390	1.20	51.13
2400	1.14	54.60
2420	1.18	54.33
2450	1.06	58.65
2480	1.14	63.92
2500	1.10	59.85
2520	1.01	59.95
2550	1.09	62.31

WIFI	***TRP***		***TIS***	
	UL_Channel		**DL_Channel**	
11b	**1**	**16.01**	**1**	**-77.24**
	6	**15.83**	**6**	**-81.43**
	11	**15.41**	**11**	**-81.52**

6 Environmental treatment suggestions

Environment does not need treatment

7 Impedance matching

E01	E02	E03
NC	1.2nH	2nH

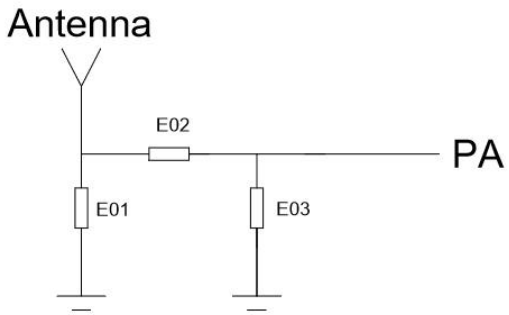

8 Antenna plan