Test setup photos of EUT

1. Orthogonal plane of EUT

- The testing was set in the three orthogonal planes and measured for each position (X, Y, Z).

X-axis



Y-axis

Z-axis



Model name: SLM-1101

2. Photos of Radiated Spurious Emission Test (Below 1 ㎓)





3. Photo of Radiated Spurious Emission Test (Above 1 ㎓)



4. Photo of Conducted Test



5. Photos of AC Power Line Conducted test