Test Graphs

BLE_1M_Ant1_2402

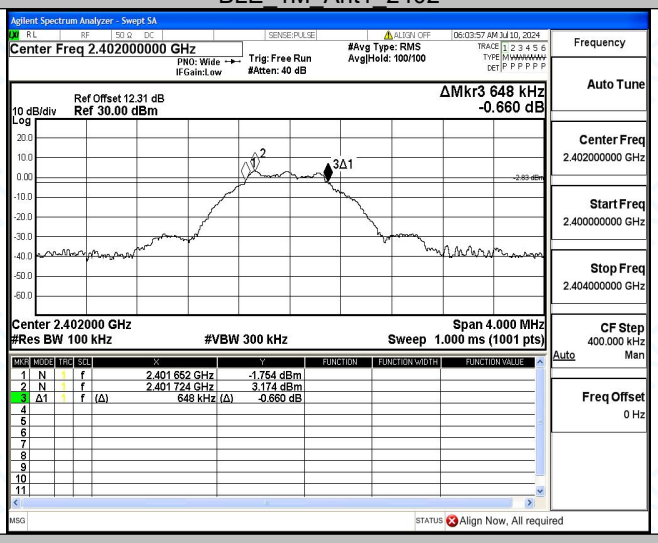

BLE_1M_Ant1_2440

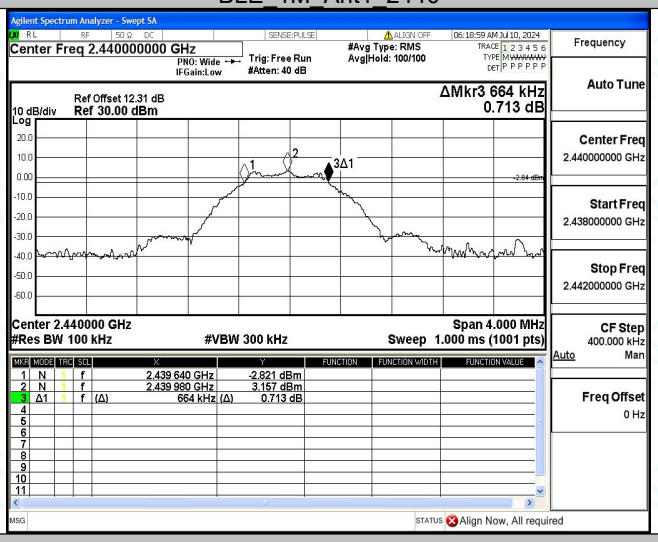

BLE_1M_Ant1_2480

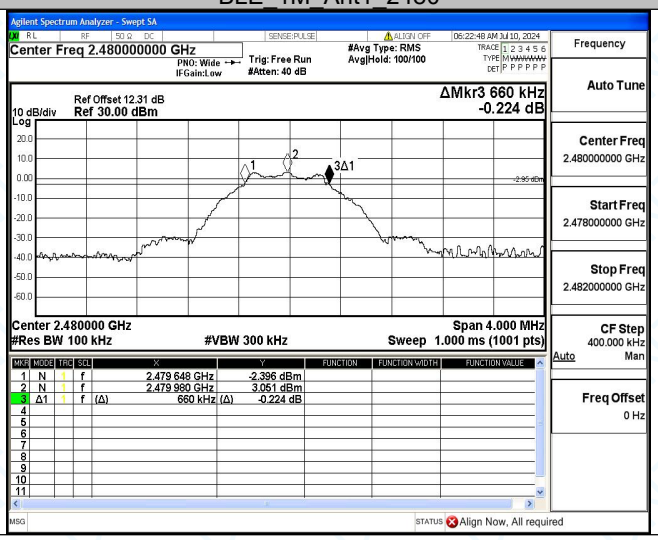

Appendix C: Maximum conducted output power

Test Result

Test Mode	Antenna	Freq(MHz)	Power [dBm]	Limit [dBm]	Verdict
BLE_1M	Ant1	2402	3.42	≤30	PASS
		2440	3.52	≤30	PASS
		2480	3.36	≤30	PASS

Test Graphs

BLE_1M_Ant1_2402

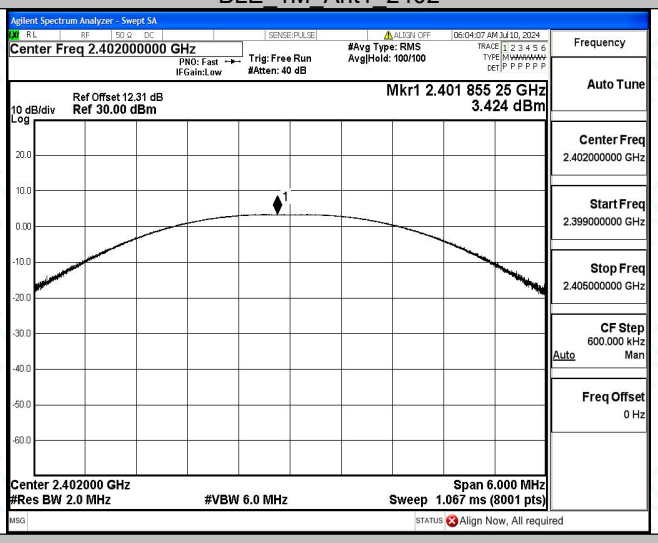

BLE_1M_Ant1_2440

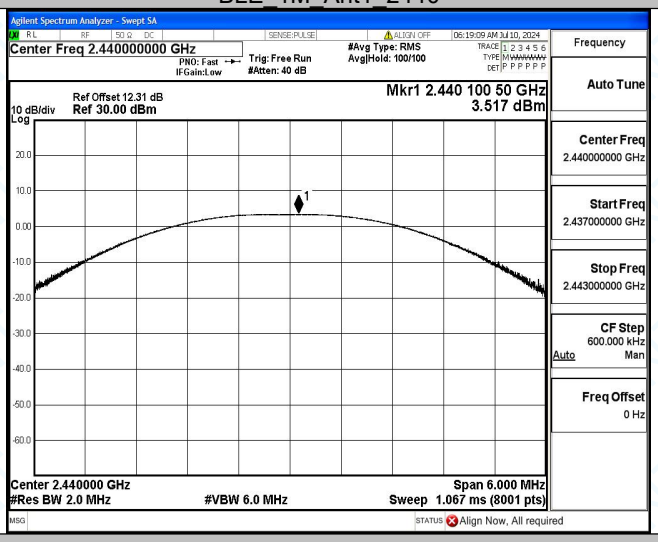

BLE_1M_Ant1_2480

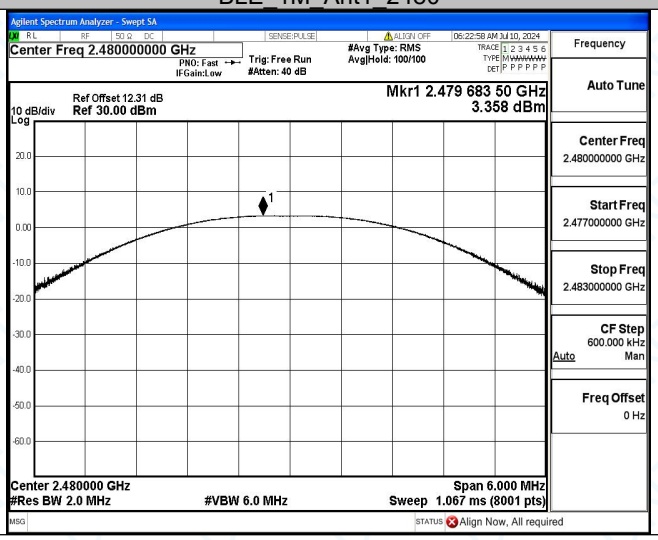

Appendix D: Maximum power spectral density

Test Result

Test Mode	Antenna	Freq(MHz)	Result[dBm/3-100kHz]	Limit[dBm/3kHz]	Verdict
BLE_1M	Ant1	2402	-11.09	≤8.00	PASS
		2440	-11.47	≤8.00	PASS
		2480	-11.89	≤8.00	PASS

Test Graphs

BLE_1M_Ant1_2402

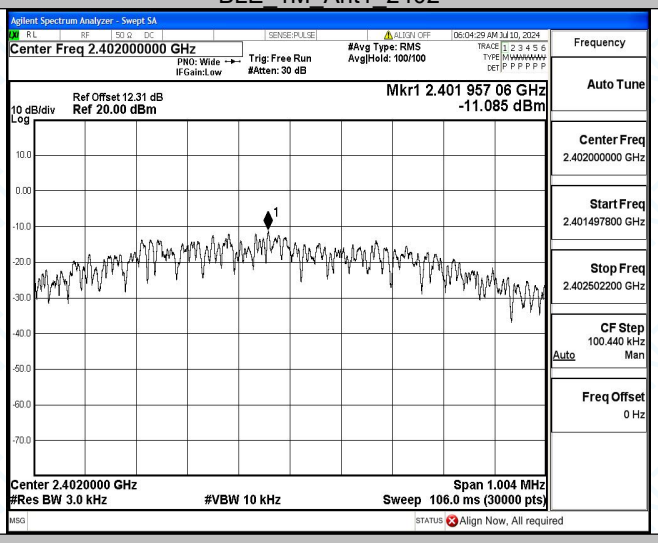

BLE_1M_Ant1_2440

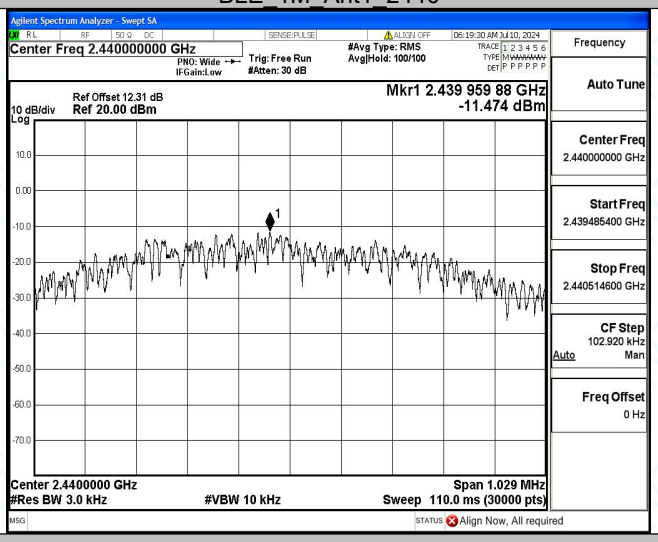

BLE_1M_Ant1_2480

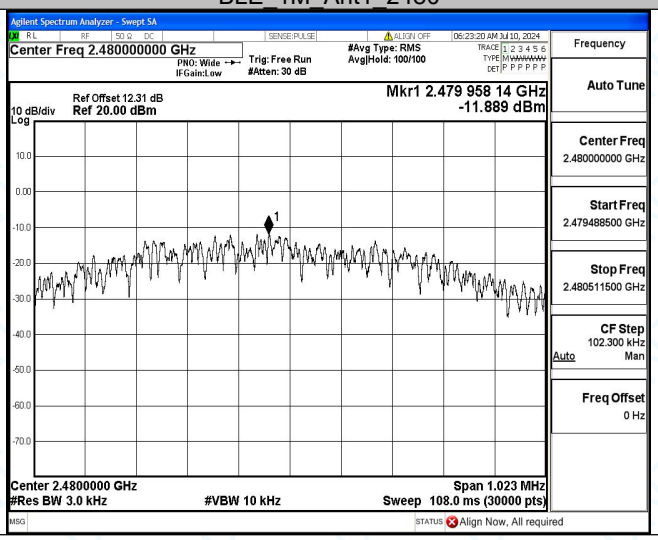

Appendix E: Band edge measurements

Test Result

Test Mode	Antenna	Ch Name	Freq (MHz)	RefLevel[dBm]	Result[dBm]	Limit[dBm]	Verdict
BLE_1M	Ant1	Low	2402	3.23	-25.95	≤-16.78	PASS
		High	2480	3.25	-28.02	≤-16.76	PASS

Test Graphs

BLE_1M_Ant1_Low_2402

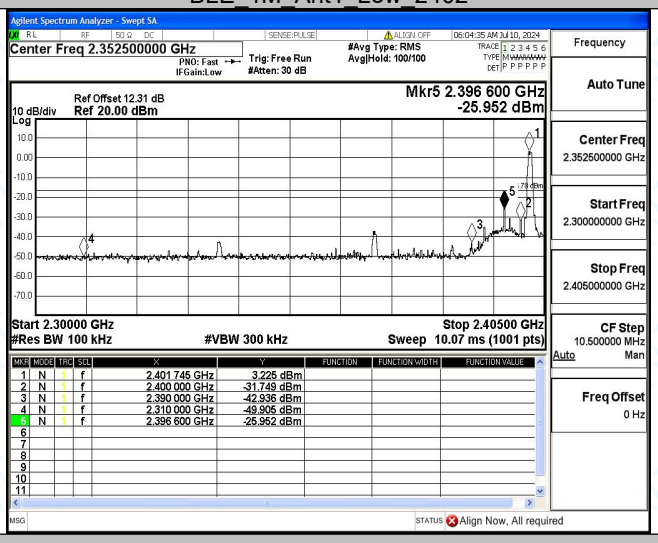

BLE_1M_Ant1_High_2480

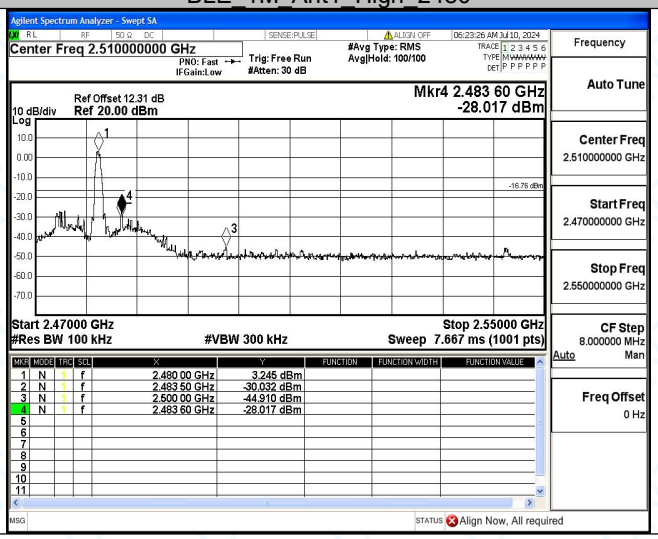

Appendix F: Conducted Spurious Emission

Test Result

TestMode	Antenna	Freq(MHz)	FreqRange [MHz]	RefLevel [dBm]	Result[dBm]	Limit[dBm]	Verdict
BLE_1M	Ant1	2402	Reference	2.92	2.92	---	PASS
			30~1000	2.92	-54.7	≤-17.08	PASS
			1000~26500	2.92	-40.96	≤-17.08	PASS
		2440	Reference	2.79	2.79	---	PASS
			30~1000	2.79	-56.75	≤-17.21	PASS
			1000~26500	2.79	-39.68	≤-17.21	PASS
		2480	Reference	2.41	2.41	---	PASS
			30~1000	2.41	-57.38	≤-17.59	PASS
			1000~26500	2.41	-39.86	≤-17.59	PASS

Test Graphs

BLE_1M_Ant1_2402_0~Reference

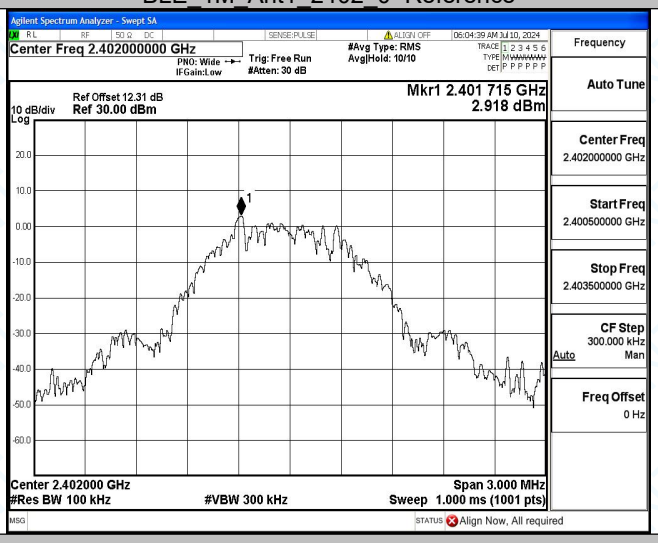

BLE_1M_Ant1_2402_30~1000

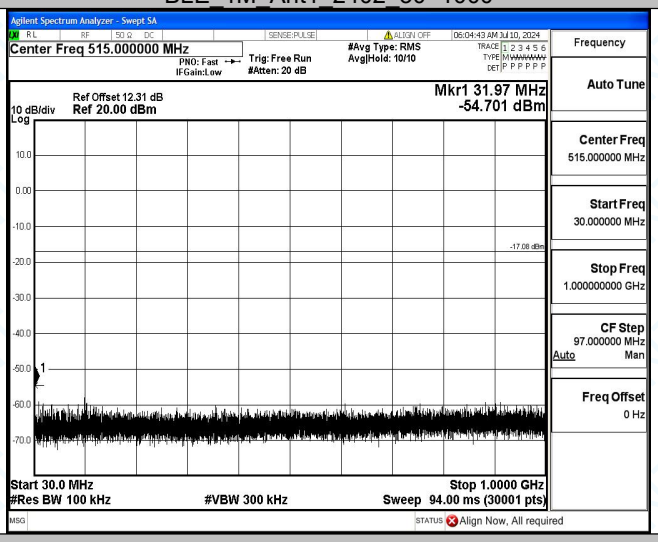

BLE_1M_Ant1_2402_1000~26500

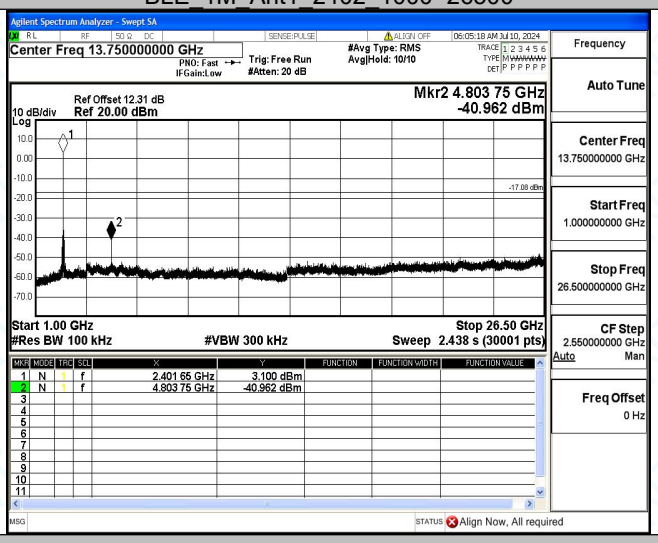

BLE_1M_Ant1_2440_0~Reference

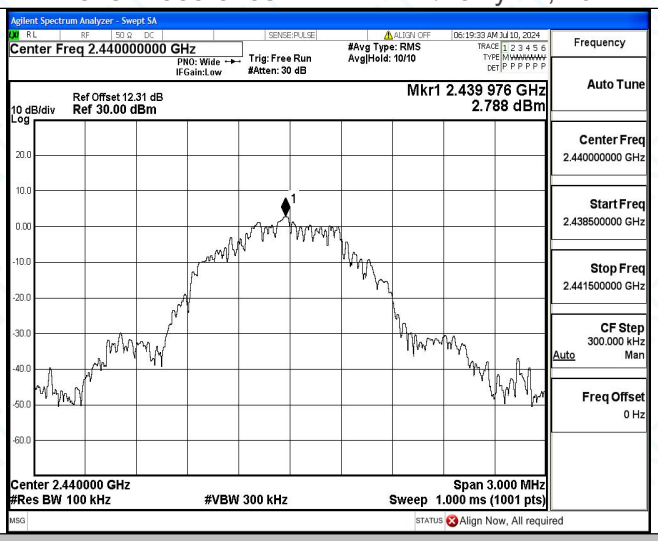

BLE_1M_Ant1_2440_30~1000

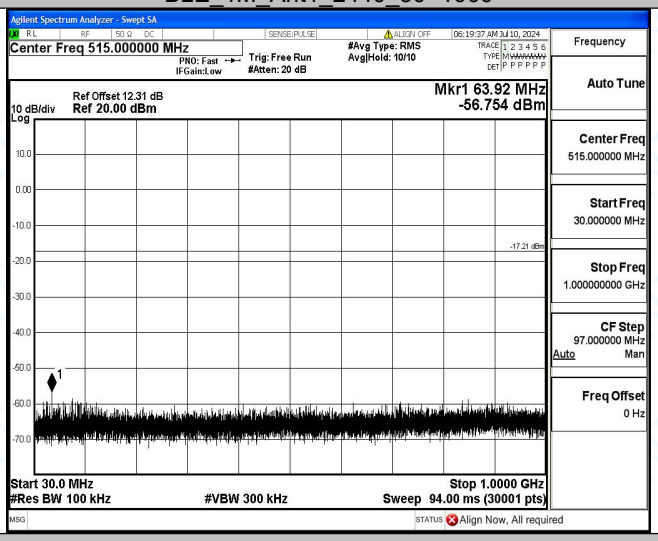

BLE_1M_Ant1_2440_1000~26500

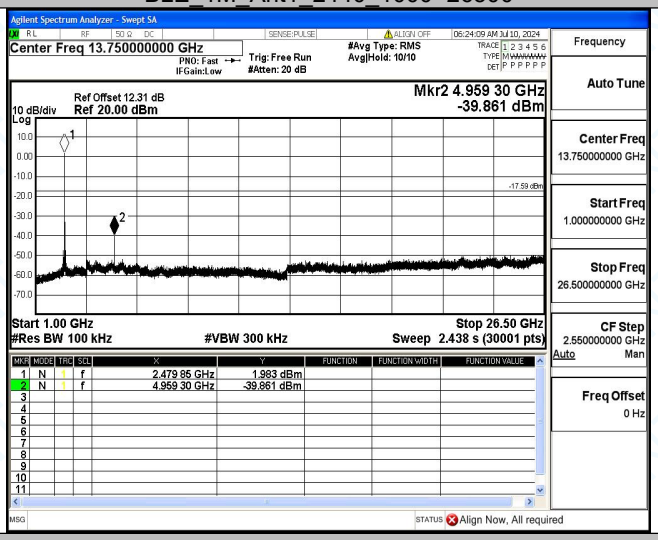

BLE_1M_Ant1_2480_0~Reference

BLE_1M_Ant1_2480_30~1000

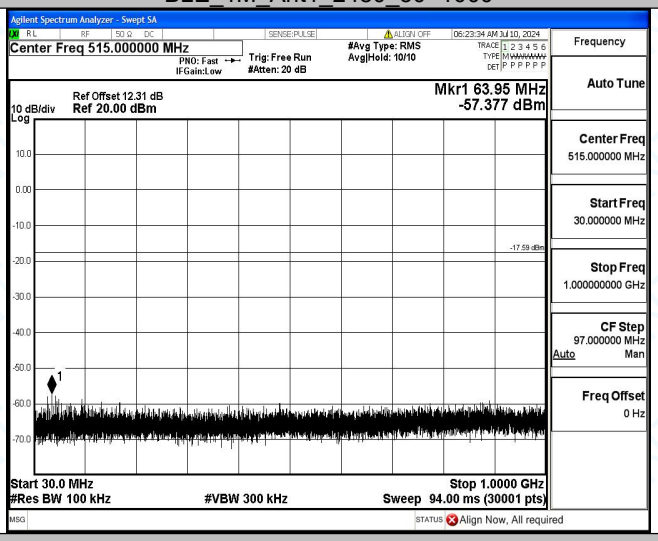

BLE_1M_Ant1_2480_1000~26500

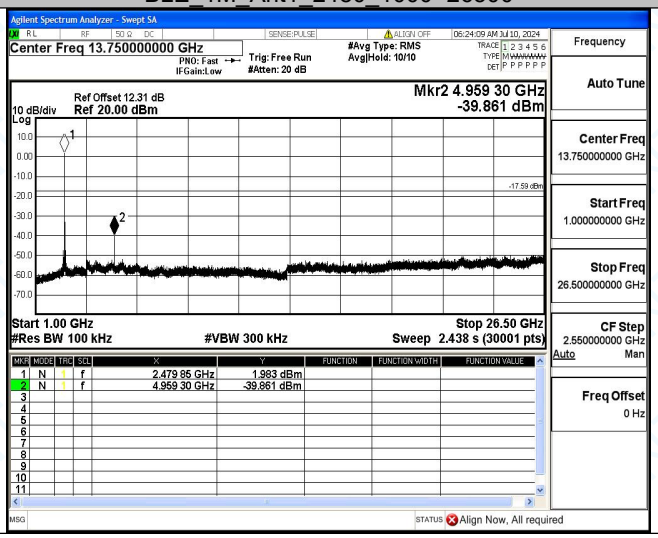

The End Report