Ultra-thin Magnetic Wireless Power Bank

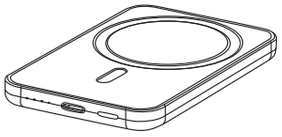

Customer Service

We hope you never have the need, but if you do,our service is friendly and hassle-free. If you find any defective item during the warranty period, please contact us before any negative feedbacks. We are looking forward to responding to your inquiry within 24hours.

Packing List

User Manual	×1
Power Bank	×1
USB C Cable	×1

Product Information

Product name:	Magnetic Power Bank
Product size:	4*2.7*0.6 inch
Product Net Weight:	199g
Product Material:	PC+ABS+Liquid Silicone Rubber
Type-C Input:	5V-3A/9V-2.22A/12V-1.67A(Max 20w)
Type-C Output:	5V-3A/9V-2.22A/12V-1.67A(Max 20w)
Battery Capacity:	12000mAh/3.7V/44.4Wh
Rated capacity:	6750mAh
Wireless Output:	5W/7.5W/10W/15W

Product Information

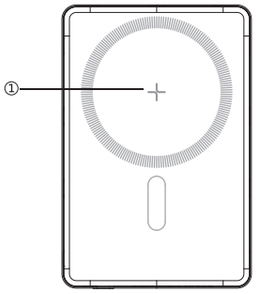

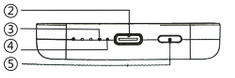

①	Charge Sensor Panel
②	Type-C interface
③	Fast Charge Indicator
④	Wireless charging volume indicator
⑤	Switch Button

Indicator Definition

▲ LED lights are divided into: power indicator light and charging indicator light

- Battery indicator
  Lightly press the power on button, when the power is on, 4 LED lights flow from low battery to high battery, and accompanied by the wireless charging LED flashes, the display is completed after the display of the corresponding power level.
- Charging Indicator
  When charging the product normally: white light flashing, when full: white light always on.
  When fast charging the product: green light is always on, white light is blinking.
  When full: white light and green light are always on.
  When the product is fast charging for mobile phones: green light is always on.
  When charging mobile phone wirelessly: blue light and green light are always on.
  When charging mobile phone: white light is always on.

Instructions for use

▲ Please check if your mobile phone is suitable for wireless charging before use, the charging device needs to comply with Qi wireless charging standard to be applicable.

- Magnetic wireless charger is only suitable for iP12 series; iP8-11 series and Android mobile phones only support wireless charging.
- Charge your mobile phone using the magnetic wireless charger: iP12 series mobile phones can be charged by magnetically attaching it directly to the mobile phone; other mobile phones that support wireless charging can be charged by placing the product flat on the table and placing the wireless charging area of the mobile phone on top of the corresponding area of the product or by making close contact with the back panel of the mobile phone.
- Use the charger to charge the magnetic wireless charging treasure: Insert the Apple charging cable interface into the Apple socket of the product, turn on the power, and the magnetic wireless mobile power will enter the charging state.

Warning

- Please make sure your mobile phone supports wireless charging, otherwise it will not be able to charge your mobile phone.
- Please don't use the case of your mobile phone which is more than 2mm, otherwise it will not be able to charge your mobile phone wirelessly.
- Please do not put metal/card and other foreign objects on the mobile phone or protective case, otherwise it will affect the wireless charging.
- Do not disassemble, bump, squeeze, or put this product into fire without permission, otherwise it will cause electric shock and fire.
- Do not use the product under severe high temperature, humidity or corrosive liquid.
- Avoid electric leakage due to circuit damage.
- Keep this product out of reach of children.

Common problems & Maintenance

Common problem	
Occurrence:	Causes of problems
Unable to charge this product	1.Incorrect connection 2.Loose charging cable connector 3.Damaged charging cable 4.Other reasons
This product cannot charge other devices	1.Incorrect connection 2.Loose charging cable connector 3.Charging cable or adapter damaged 4.Voltage is too low, please charge the product again.

Schedule of Poisonous and Deleterious Substances or Elements

Part Name	(pb)	(hg)	(cd)	(cr+6)	(pbb)	(pbde)
Mainframe	×	○	○	○	○	○
Accessories	×	○	○	○	○	○

○: Indicates that the content of the hazardous and toxic substances in all homogeneous materials of the component is below the limit requirements stipulated in the GB/T26572 standard.(below the limit requirements stipulated in the standard)

×: It means that the content of the hazardous and toxic substances in at least one homogeneous material of the component exceeds the limit requirement stipulated in GBT26572 standard.

Note: This product is marked with 'x' because there is no alternative technology or component available at this stage.

Maintenance

- Do not expose the product to fire in water, high temperature (>45C) and low temperature (0C), do not give it to children to play, especially do not let children touch the accessories.
- Do not disassemble or modify the product to avoid damaging the protective device, causing the battery to heat up and catch fire or explode.
- Do not drop, hit or rub the product violently, which may cause defects, perforations, cracks, deformities, corrosion and other abnormalities, please stop using it immediately.
- Please use a dry soft cloth to clean the surface, do not use chemicals, soap or detergent cleaning.
- If the mobile power is not used for a long time, it is best to store it with power, and it is best to store it in a state that retains 50% of the power. Storing it fully charged will reduce its service life; storing it without power will cause over-discharge of the battery, both of which are unfavourable to the mobile power.

FCC WARNING

This device complies with part 15 of the FCC Rules. Operation is subject to the following two conditions: (1) This device may not cause harmful interference, and (2) this device must accept any interference received, including interference that may cause undesired operation.

Note: This equipment has been tested and found to comply with the limits for a Class B digital device, pursuant to part 15 of the FCC Rules. These limits are designed to provide reasonable protection against harmful interference in a residential installation. This equipment generates, uses and can radiate radio frequency energy and, if not installed and used in accordance with the instructions, may cause harmful interference to radio communications.

However, there is no guarantee that interference will not occur in a particular installation. If this equipment does cause harmful interference to radio or television reception, which can be determined by turning the equipment off and on, the user is encouraged to try to correct the interference by one or more of the following measures:

—Reorient or relocate the receiving antenna.

—Increase the separation between the equipment and receiver.

—Connect the equipment into an outlet on a circuit different from that to which the receiver is connected.

—Consult the dealer or an experienced radio/TV technician for help.

Note: The Grantee is not responsible for any changes or modifications not expressly approved by the party responsible for compliance. such modifications could void the user's authority to operate the equipment.

The device has been evaluated to meet general RF exposure requirement. This equipment complies with FCC's RF radiation exposure limits set forth for an uncontrolled environment. This device and its antenna(s) must not be co-located or conjunction with any other antenna or transmitter.