Appendix A

Report No.:	CISRR240612093
FCC ID:	2BG6E-AK-28
Product Name:	Finder Tag
Model No.:	AK-28
Test Engineer:	Lucas Huang
Supervised by:	Rory Huang

Conducted Output Power

Test Result

Mode	Channel	Peak Output Power (dBm)	Peak Output Power (mW)	Limit (dBm)	Result
BLE 1M	0	0.36	1.09	≤30	PASS
	19	1.08	1.28	≤30	PASS
	39	2.04	1.60	≤30	PASS
BLE 2M	0	0.37	1.09	≤30	PASS
	19	1.11	1.29	≤30	PASS
	39	2.09	1.62	≤30	PASS

Test Graphs

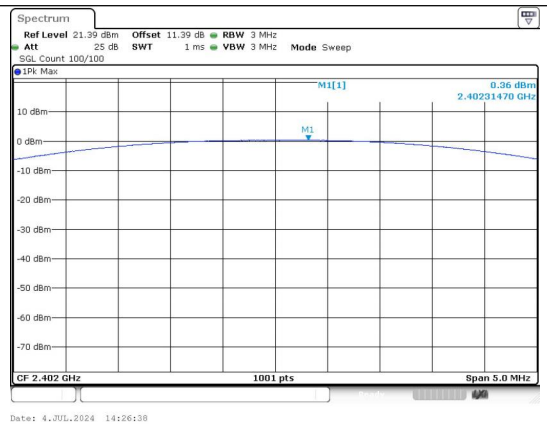

Peak Output Power
BLE 1M_Channel 0

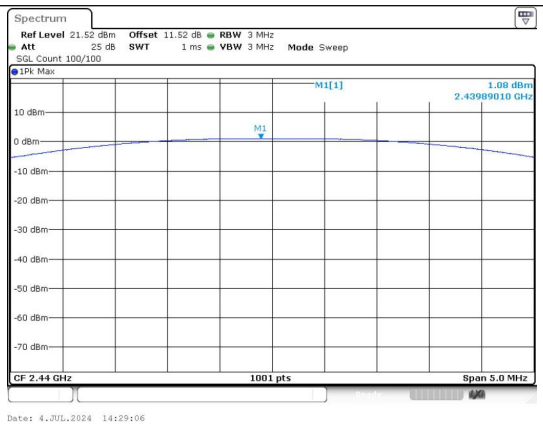

Peak Output Power
BLE 1M_Channel 19

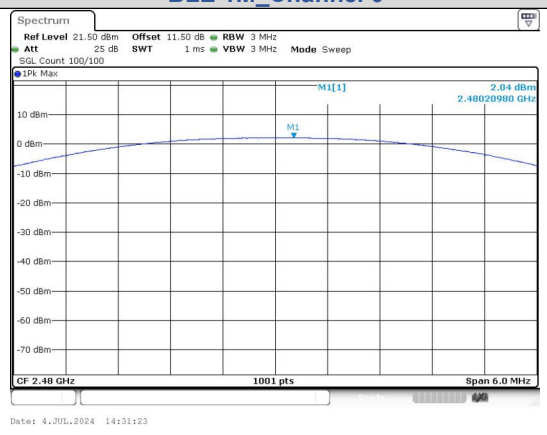

Peak Output Power
BLE 1M_Channel 39

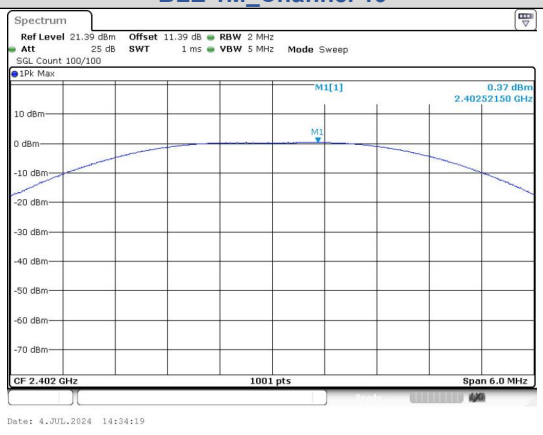

Peak Output Power
BLE 2M_Channel 0

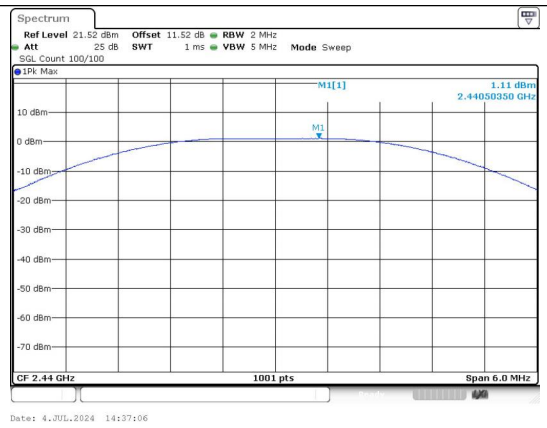

Peak Output Power
BLE 2M_Channel 19

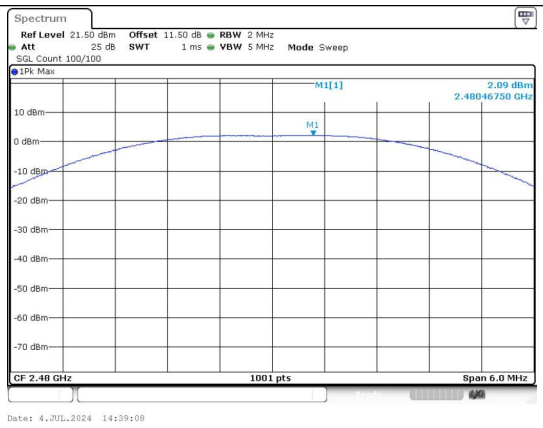

Peak Output Power
BLE 2M_Channel 39

99% Bandwidth

Test Result

Mode	Channel	Center Frequency (MHz)	99% BW (MHz)
BLE 1M	0	2402	1.0490
BLE 1M	19	2440	1.0600
BLE 1M	39	2480	1.0740
BLE 2M	0	2402	2.0560
BLE 2M	19	2440	2.0560
BLE 2M	39	2480	2.0520

Test Graphs

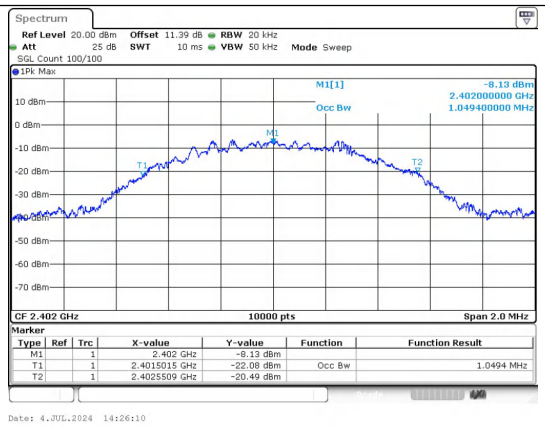

BLE 1M_Channel 0

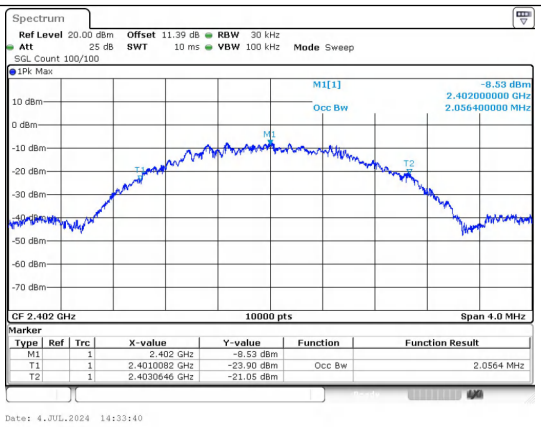

BLE 2M_Channel 0

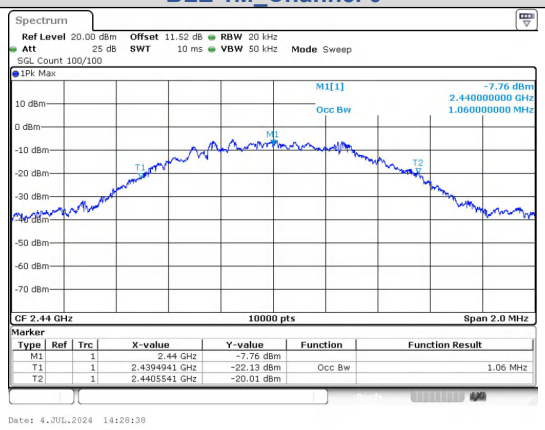

BLE 1M_Channel 19

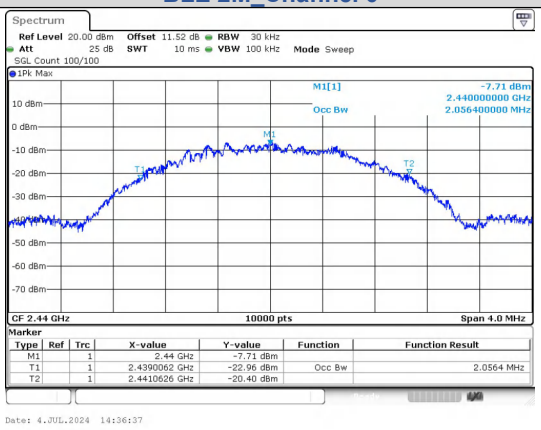

BLE 2M_Channel 19

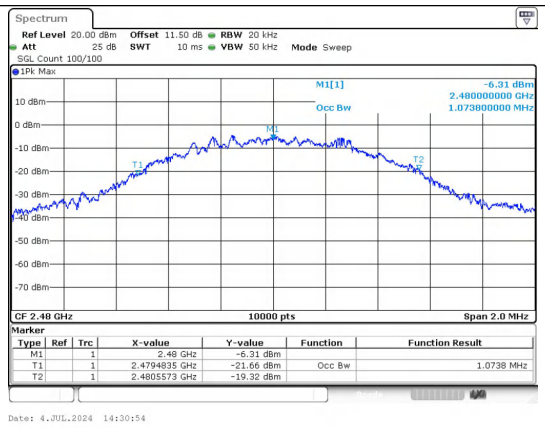

BLE 1M_Channel 39

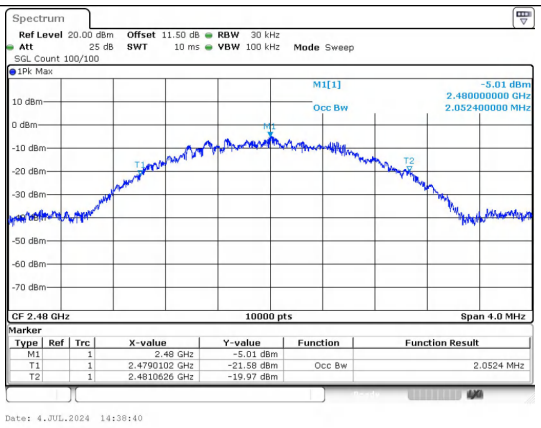

BLE 2M_Channel 39

6dB Bandwidth

Test Result

Mode	Channel	Center Frequency (MHz)	6 dB Bandwidth (MHz)	Limit (MHz)	Result
BLE 1M	0	2402	0.6800	≥0.5	PASS
	19	2440	0.6800		PASS
	39	2480	0.6900		PASS
BLE 2M	0	2402	1.160		PASS
	19	2440	1.160		PASS
	39	2480	1.160		PASS

Test Graphs

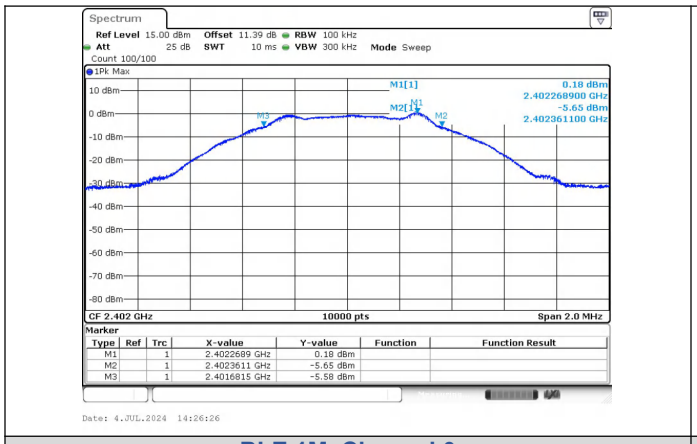

BLE 1M_Channel 0

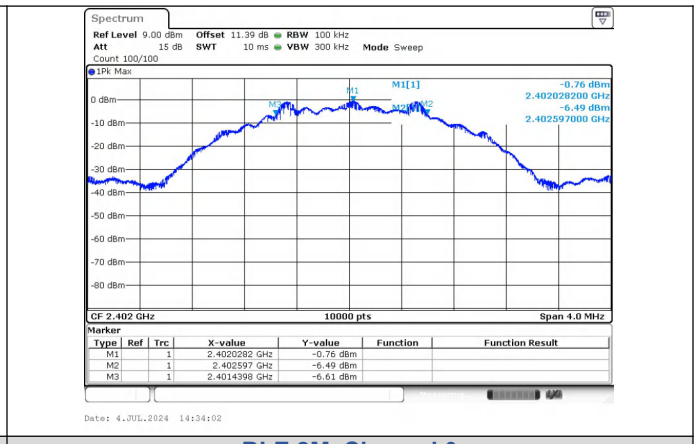

BLE 2M_Channel 0

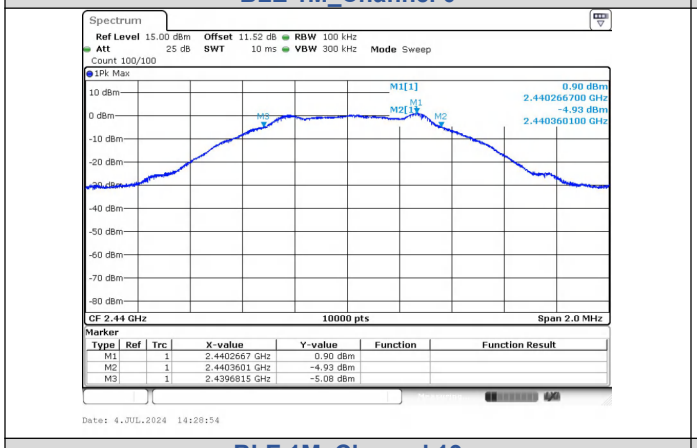

BLE 1M_Channel 19

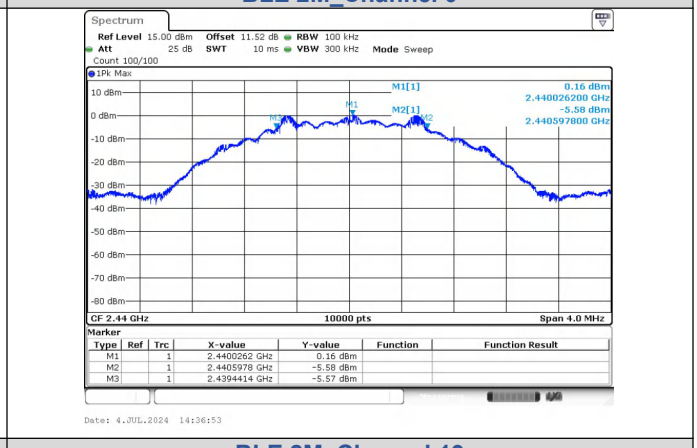

BLE 2M_Channel 19

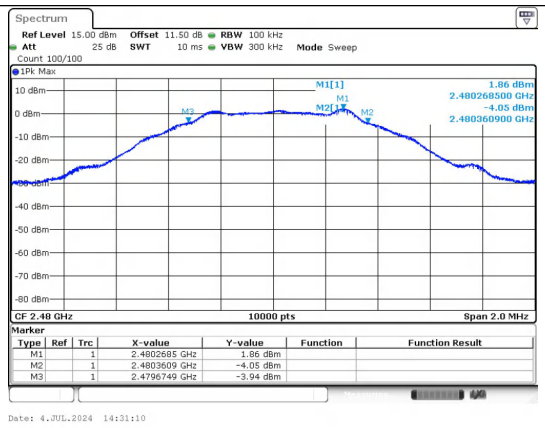

BLE 1M_Channel 39

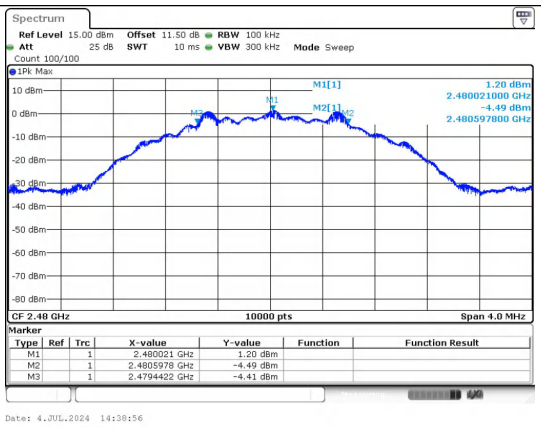

BLE 2M_Channel 39

Conducted Out Of Band Emission

Test Result

Mode	Channel	OOB Emission Frequency (MHz)	OOB Emission Level (dBm)	Limit (dBm)	Over Limit (dB)	Result
BLE 1M	0	2395.18	-48.468	-19.81	-28.658	PASS
		2400.00	-50.179	-19.81	-30.369	PASS
		9608.10	-47.521	-19.81	-27.711	PASS
	19	9760.39	-47.261	-19.1	-28.161	PASS
	39	2483.50	-50.679	-18.15	-32.529	PASS
		4960.33	-44.476	-18.15	-26.326	PASS
BLE 2M	0	2400.00	-34.733	-20.76	-13.973	PASS
		9608.08	-47.827	-20.76	-27.067	PASS
	19	9760.39	-48.454	-19.88	-28.574	PASS
	39	2483.50	-50.286	-18.8	-31.486	PASS
		4959.49	-47.306	-18.8	-28.506	PASS

Test Graphs

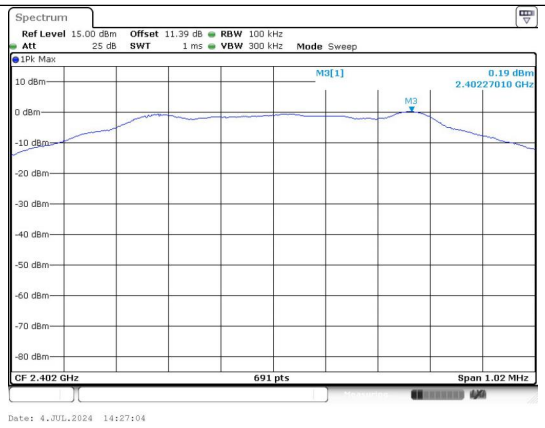

In-Band Reference Level
BLE 1M_Channel 0

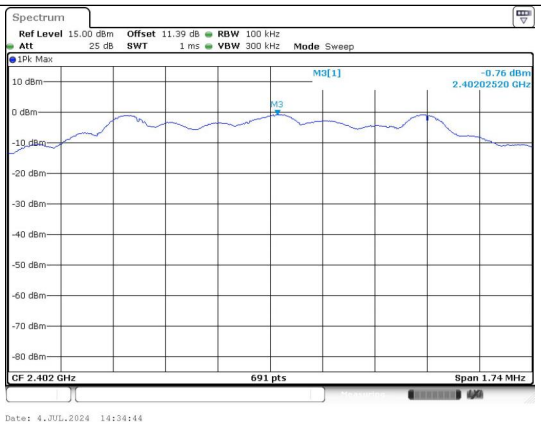

In-Band Reference Level
BLE 2M_Channel 0

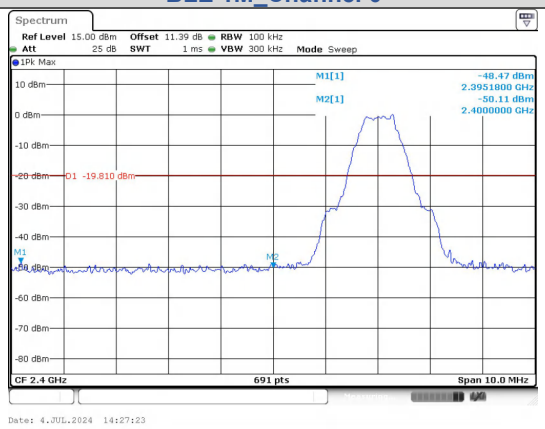

Out Of Band Emission
BLE 1M_Channel 0

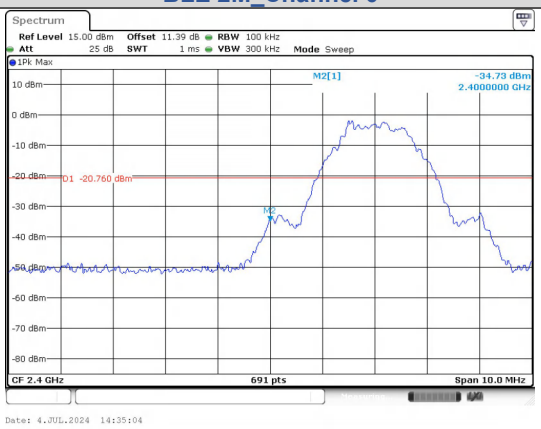

Out Of Band Emission
BLE 2M_Channel 0

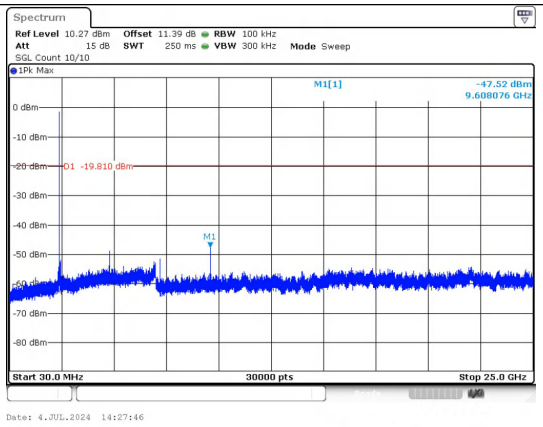

30.0 MHz - 25000.0 MHz
BLE 1M_Channel 0

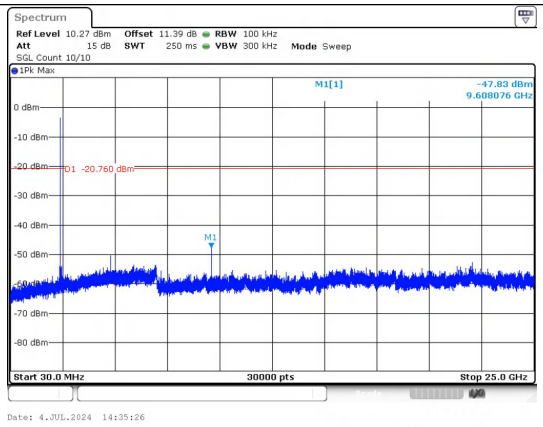

30.0 MHz - 25000.0 MHz
BLE 2M_Channel 0

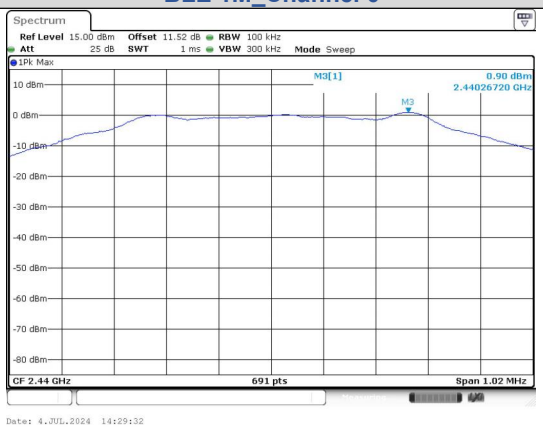

In-Band Reference Level
BLE 1M_Channel 19

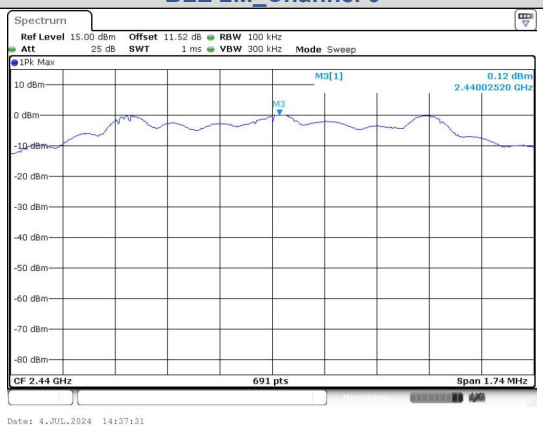

In-Band Reference Level
BLE 2M_Channel 19

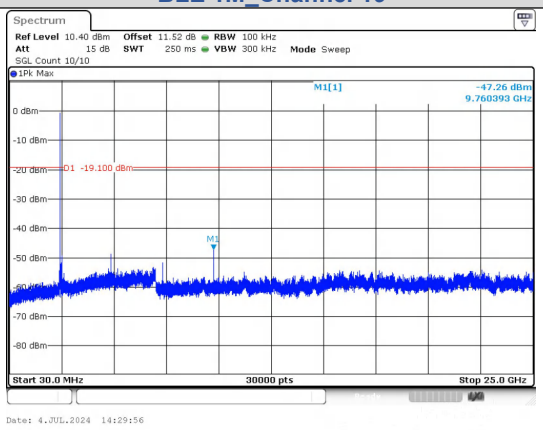

30.0 MHz - 25000.0 MHz
BLE 1M_Channel 19

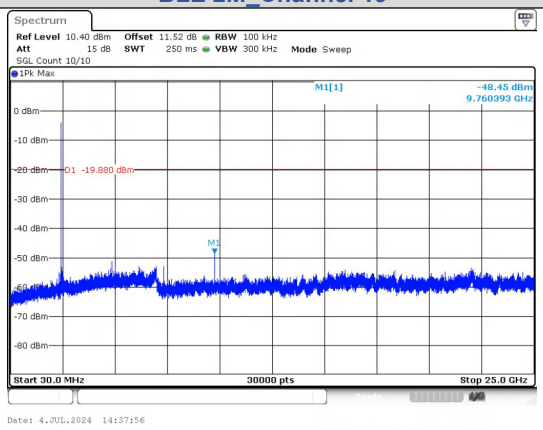

30.0 MHz - 25000.0 MHz
BLE 2M_Channel 19

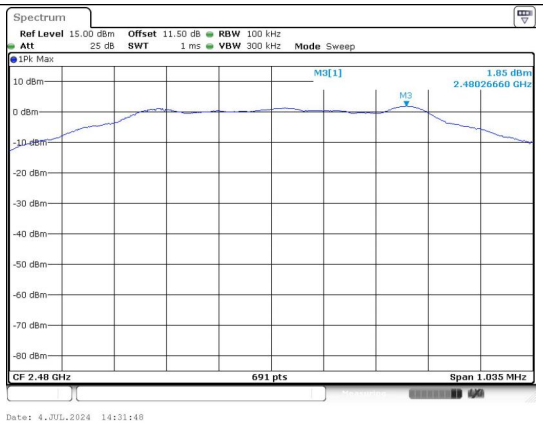

In-Band Reference Level
BLE 1M_Channel 39

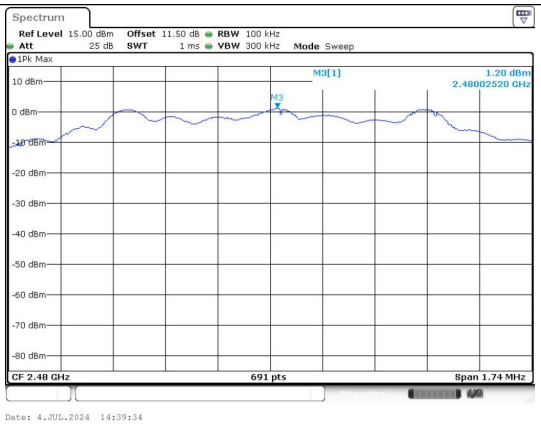

In-Band Reference Level
BLE 2M_Channel 39

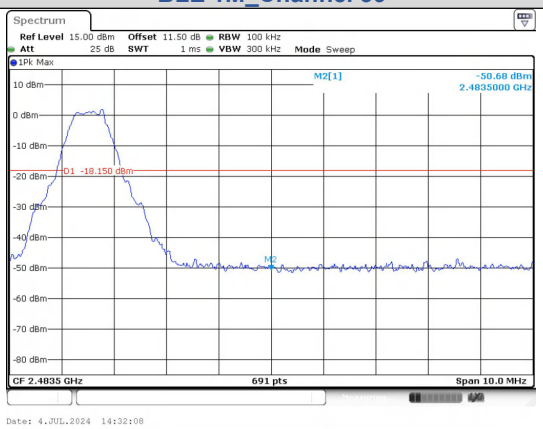

Out Of Band Emission
BLE 1M_Channel 39

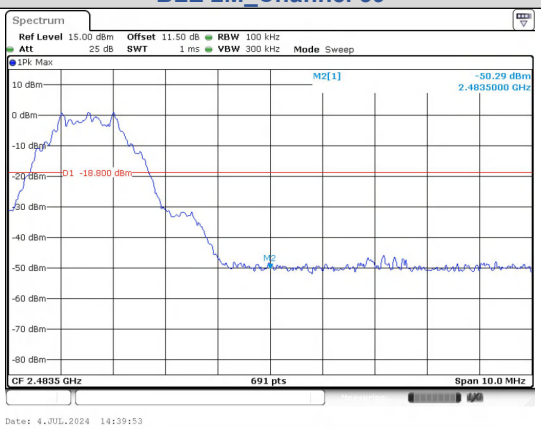

Out Of Band Emission
BLE 2M_Channel 39

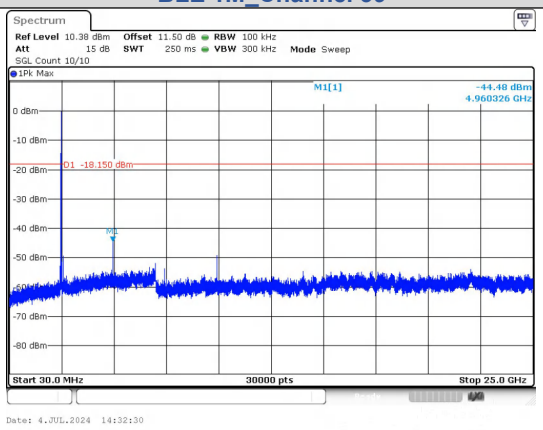

30.0 MHz - 25000.0 MHz
BLE 1M_Channel 39

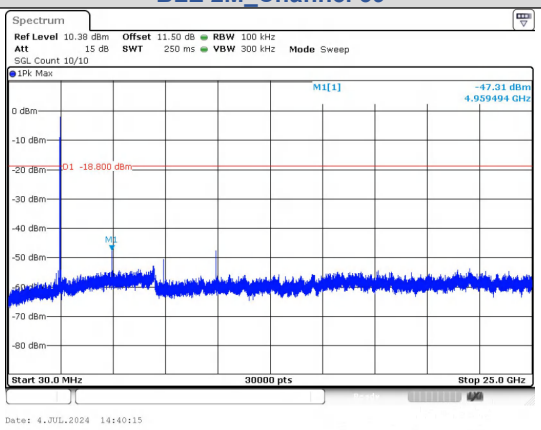

30.0 MHz - 25000.0 MHz
BLE 2M_Channel 39

Duty Cycle

Test Result

Mode	Channel	On Time (ms)	Period (ms)	Duty Cycle (%)	Duty Cycle (linear)	Duty Cycle Factor (dB)	1/T
BLE 1M	0	2.127	2.500	85.10	0.8510	0.7007	0.47
	19	2.127	2.499	85.14	0.8514	0.6987	0.47
	39	2.126	2.499	85.10	0.8510	0.7007	0.47
BLE 2M	0	1.074	2.499	43.00	0.4300	3.6653	0.93
	19	1.075	2.500	43.02	0.4302	3.6633	0.93
	39	1.075	2.499	43.04	0.4304	3.6613	0.93

Test Graphs

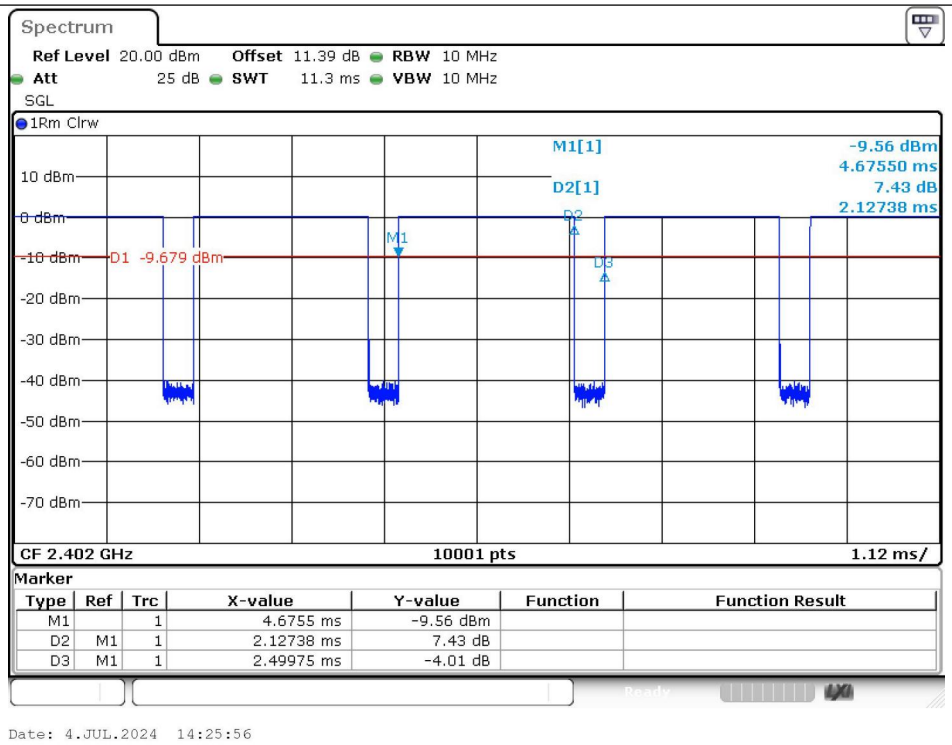

BLE 1M_Channel 0

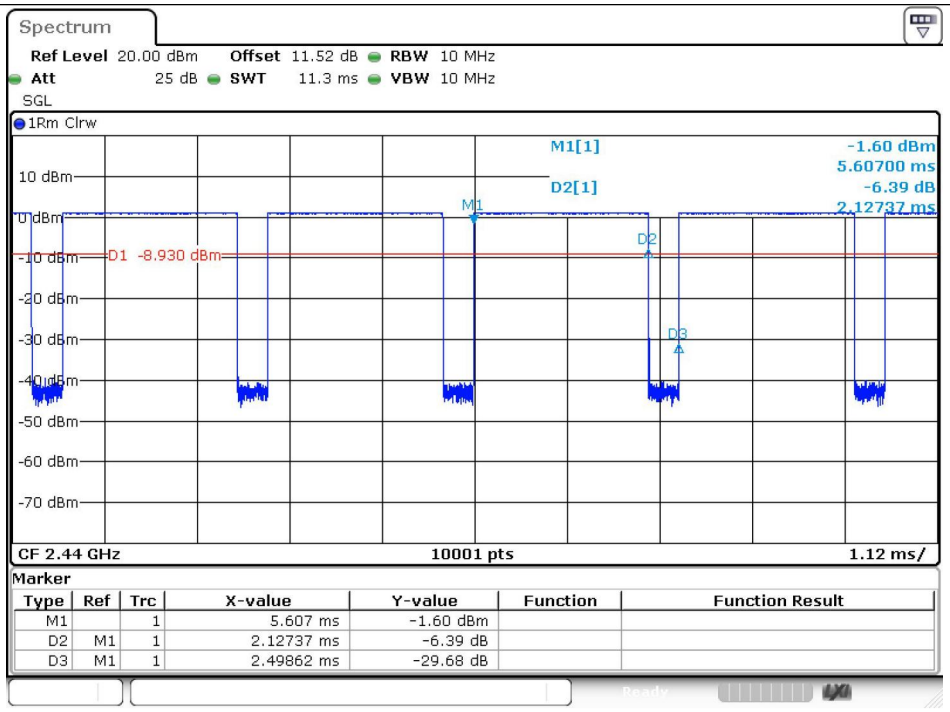

BLE 1M_Channel 19

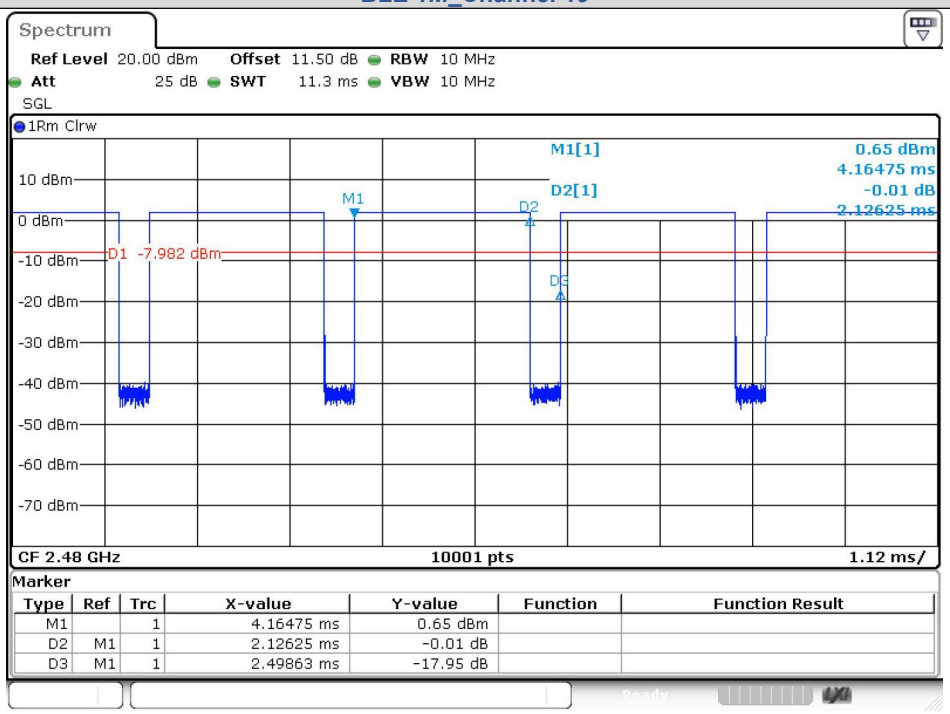

BLE 1M_Channel 39

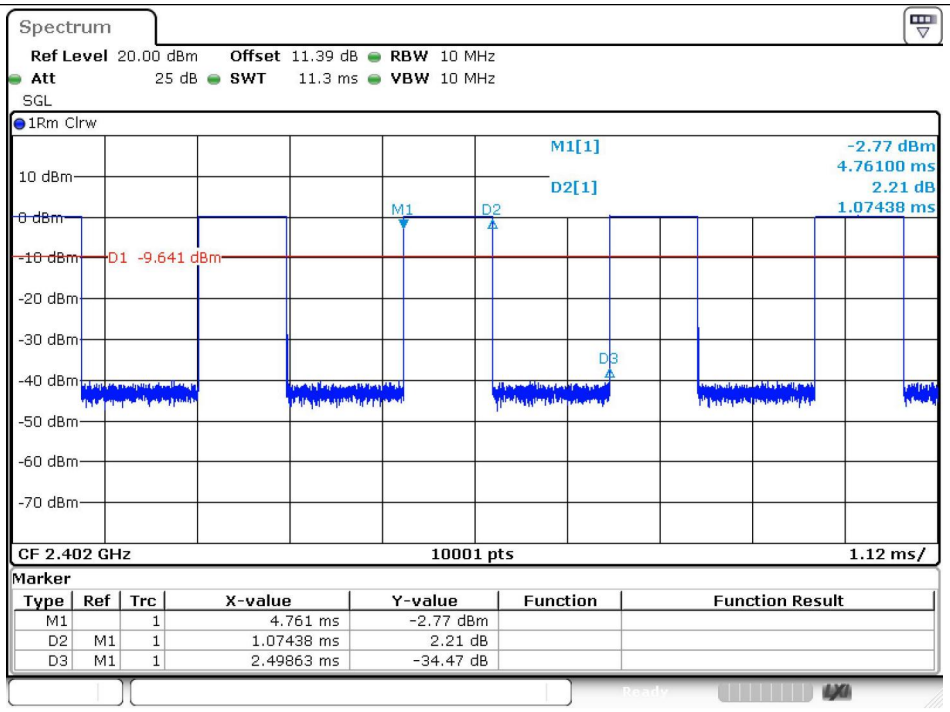

Date: 4.JUL.2024 14:33:25

BLE 2M_Channel 0

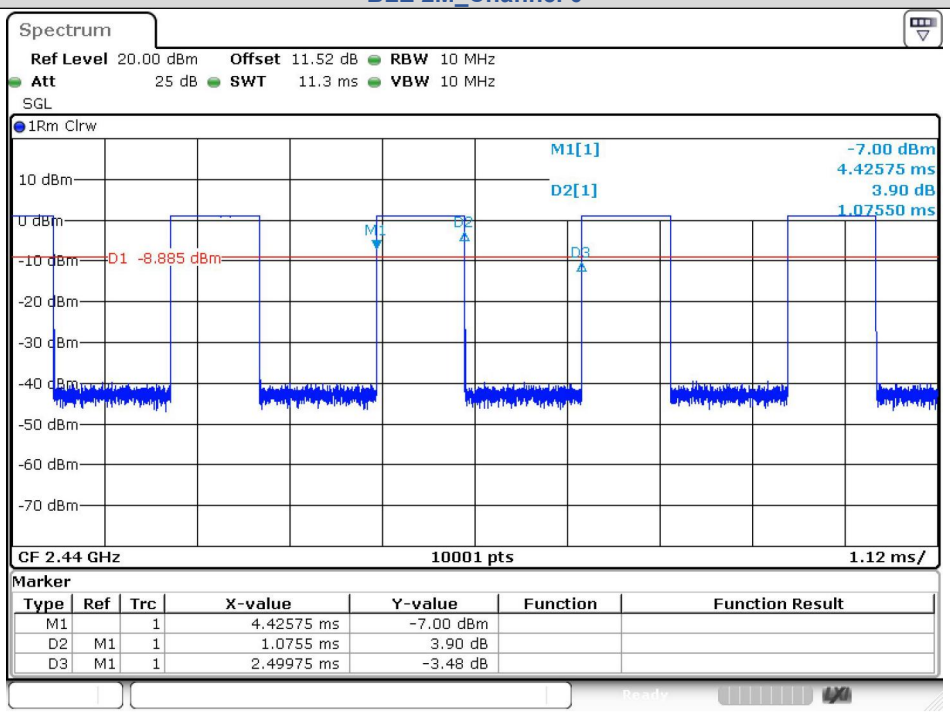

Date: 4.JUL.2024 14:36:23

BLE 2M_Channel 19

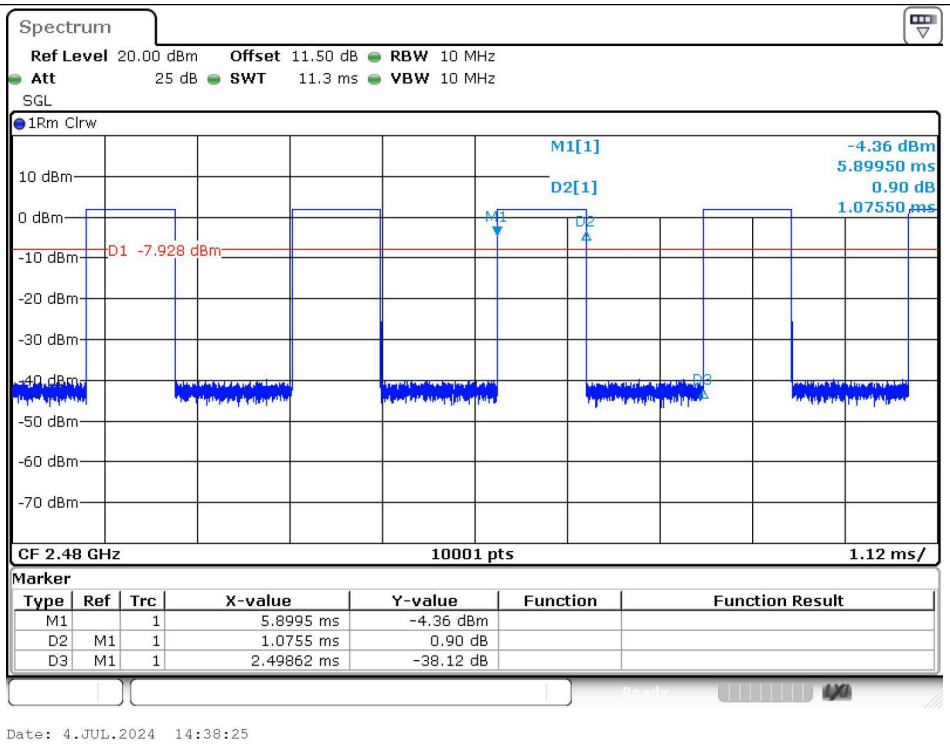

BLE 2M_Channel 39

Power Spectral Density

Test Result

Mode	Channel	PSD (dBm/3kHz)	Limit (dBm/3kHz)	Result
BLE 1M	0	-15.794	≤8	PASS
BLE 1M	19	-15.301	≤8	PASS
BLE 1M	39	-14.551	≤8	PASS
BLE 2M	0	-20.403	≤8	PASS
BLE 2M	19	-19.466	≤8	PASS
BLE 2M	39	-17.695	≤8	PASS

Test Graphs

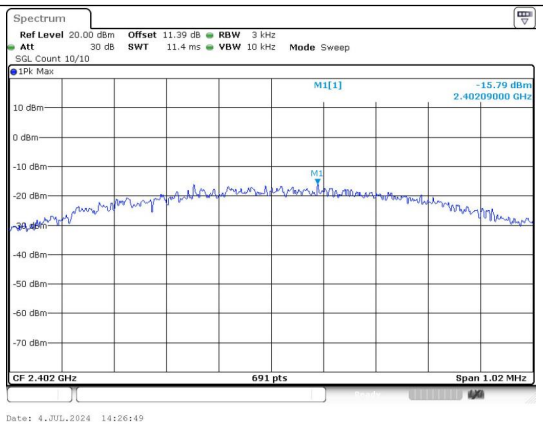

BLE 1M_Channel 0

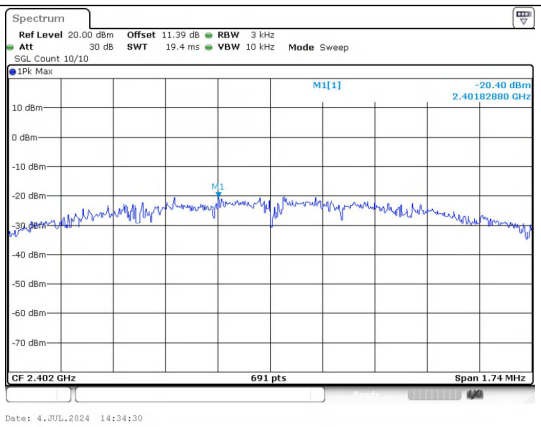

BLE 2M_Channel 0

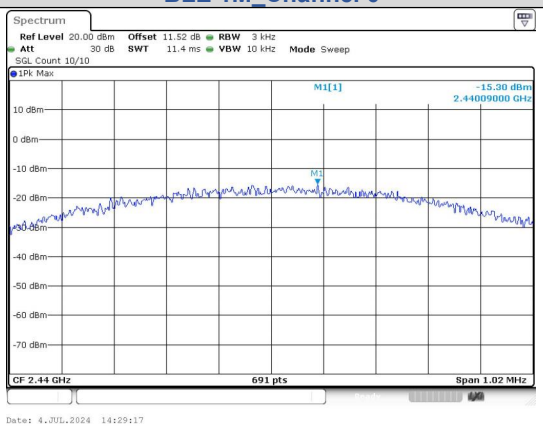

BLE 1M_Channel 19

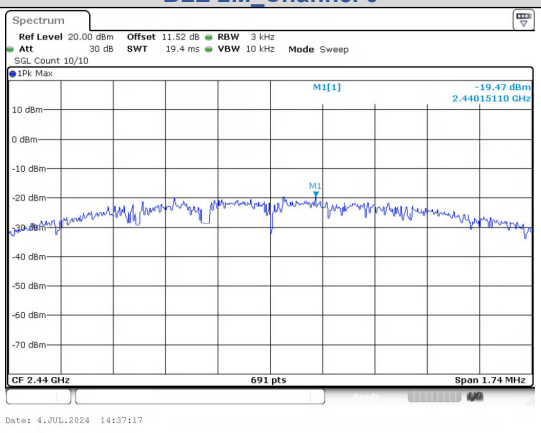

BLE 2M_Channel 19

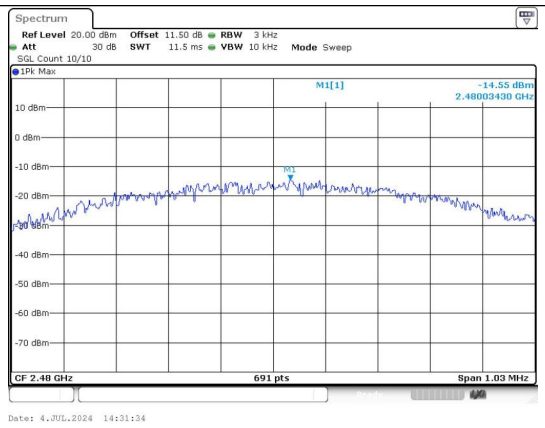

BLE 1M_Channel 39

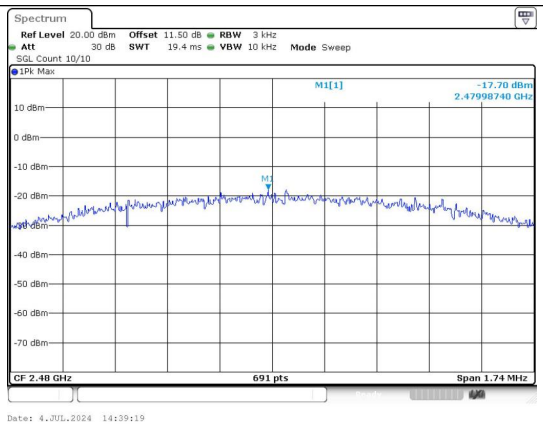

BLE 2M_Channel 39