Appendix Test Data

Report No.:	182512C400287101	Test Sample No.:	1-2-2
Start Test Date:	2024.7.9	Finish Test Date:	2024.7.16
Test Engineer:	Jokes Huang	Auditor:	Justin Feng
Temperature:	25.5℃	Relative Humidity:	47%
Pressure:	101kPa		

Appendix A: 20dB Bandwidth

Test Result

TestMode	Antenna	Frequency[MHz]	20db EBW [MHz]	FL[MHz]	FH[MHz]	Limit[MHz]	Verdict
2.4G	Ant1	2411	2.034	2409.989	2412.023	---	---
2.4G	Ant1	2441	1.404	2440.460	2441.864	---	---
2.4G	Ant1	2471	2.562	2469.500	2472.062	---	---

Test Graphs

2.4G-Ant1-2411

2.4G-Ant1-2441

2.4G-Ant1-2471

Appendix B: 99% Occupied Bandwidth

Test Result

TestMode	Antenna	Frequency[MHz]	OCB [MHz]	FL[MHz]	FH[MHz]	Limit[MHz]	Verdict
2.4G	Ant1	2411	2.1998	2409.7355	2411.9353	---	---
2.4G	Ant1	2441	1.8495	2439.9467	2441.7962	---	---
2.4G	Ant1	2471	2.2861	2469.6858	2471.9719	---	---

Test Graphs

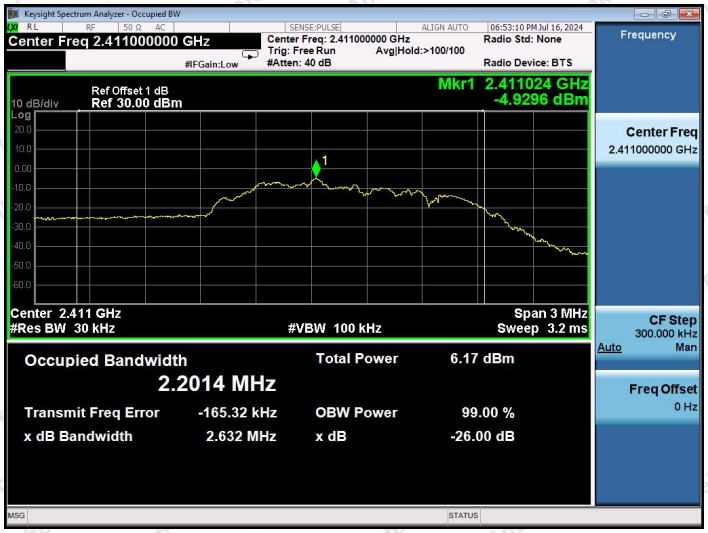

2.4G-Ant1-2411

2.4G-Ant1-2441

2.4G-Ant1-2471

Appendix C: Maximum Conducted Output Power

Test Result Peak

Test Mode	Antenna	Frequency[MHz]	Conducted Peak Power[dBm]	Conducted Limit[dBm]	Verdict
2.4G	Ant1	2411	**-0.26**	≤20.97	PASS
2.4G	Ant1	2441	-0.66	≤20.97	PASS
2.4G	Ant1	2471	-1.31	≤20.97	PASS

Test Graphs

2.4G-Ant1-2411-PASS

2.4G-Ant1-2441-PASS

2.4G-Ant1-2471-PASS

Appendix D: Carrier frequency separation

Test Result

TestMode	Antenna	Frequency[MHz]	Result[MHz]	Limit[MHz]	Verdict
2.4G	Ant1	Hop	2.010	≥1.708	PASS

Test Graphs

2.4G-Ant1-Hop-PASS

Appendix E: Dwell Time

Test Result

TestMode	Antenna	Frequency[MHz]	BurstWidth [ms]	TotalHops [Num]	Result[s]	Limit[s]	Verdict
2.4G	Ant1	0.405	332	0.134	≤0.4	0.405	PASS

Test Graphs

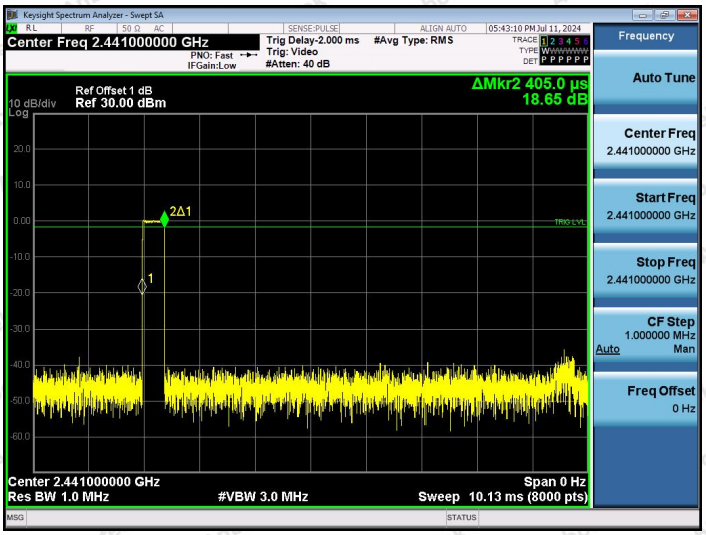

2.4G-Ant1-Hop-PASS

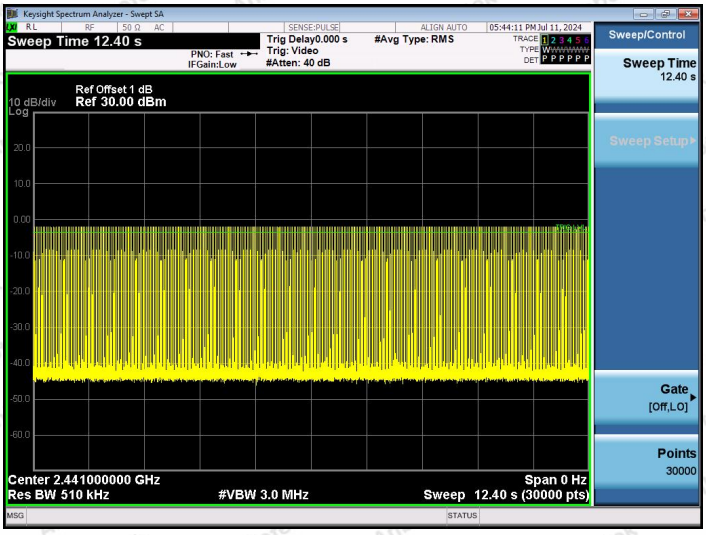

Appendix F: Number of Hopping Channel

Test Result

TestMode	Antenna	Frequency[MHz]	Result[Num]	Limit[Num]	Verdict
2.4G	Ant1	Hop	31	≥15	PASS

Test Graphs

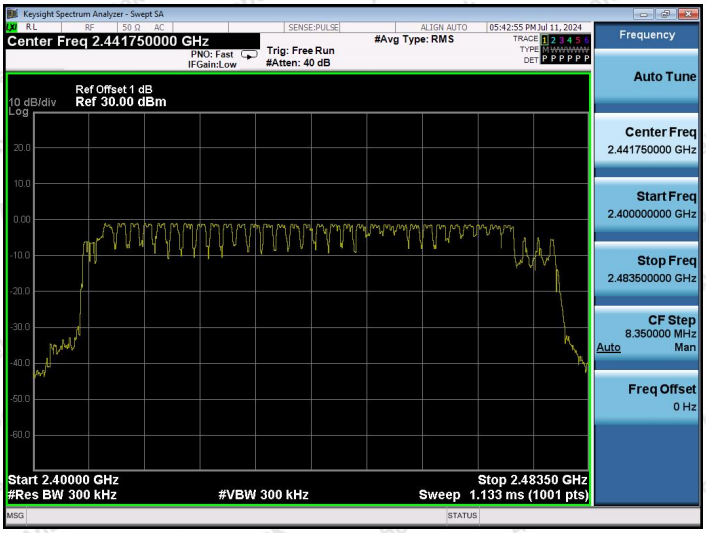

2.4G-Ant1-Hop-PASS

Appendix G: Conducted Band edge

Test Result

TestMode	Antenna	ChName	Frequency[MHz]	RefLevel [dBm]	Result [dBm]	Limit [dBm]	Verdict
2.4G	Ant1	Low	2411	-12.65	-44.74	≤-32.65	PASS
2.4G	Ant1	High	2471	-2.22	-40.77	≤-22.22	PASS
2.4G	Ant1	Low	Hop_2411	-4.72	-50.64	≤-24.72	PASS
2.4G	Ant1	High	Hop_2471	-4.53	-57	≤-24.53	PASS

Test Graphs

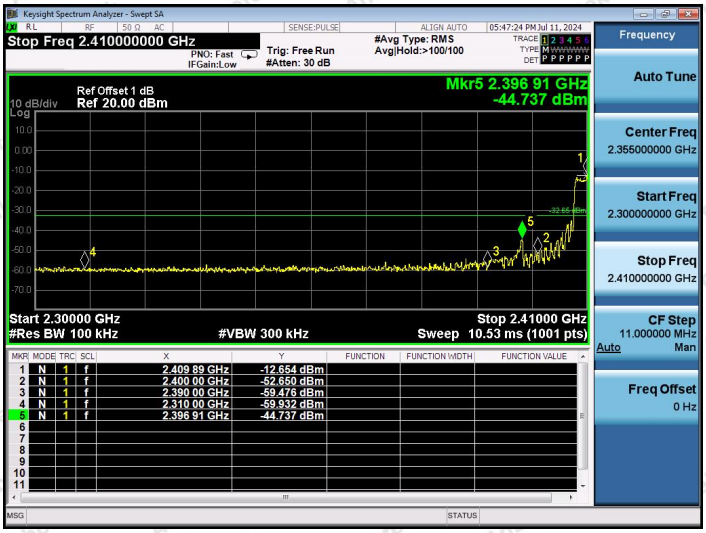

2.4G-Ant1-2411-PASS

2.4G-Ant1-2471-PASS

2.4G-Ant1-Hop_2411-PASS

2.4G-Ant1-Hop_2471-PASS

Appendix H: Conducted Spurious Emission

Test Result

TestMode	Antenna	Frequency[MHz]	FreqRange [MHz]	RefLevel [dBm]	Result [dBm]	Limit [dBm]	Verdict
2.4G	Ant1	2411	0~Reference	-2.85	-2.85	---	PASS
2.4G	Ant1	2411	30~1000	-2.85	-65.87	≤-22.85	PASS
2.4G	Ant1	2411	1000~26500	-2.85	-38.42	≤-22.85	PASS
2.4G	Ant1	2441	0~Reference	-3.38	-3.38	---	PASS
2.4G	Ant1	2441	30~1000	-3.38	-67.35	≤-23.38	PASS
2.4G	Ant1	2441	1000~26500	-3.38	-37.5	≤-23.38	PASS
2.4G	Ant1	2471	0~Reference	-3.74	-3.74	---	PASS
2.4G	Ant1	2471	30~1000	-3.74	-65.38	≤-23.74	PASS
2.4G	Ant1	2471	1000~26500	-3.74	-36.61	≤-23.74	PASS

Test Graphs

2.4G-Ant1-2411-0~Reference-PASS

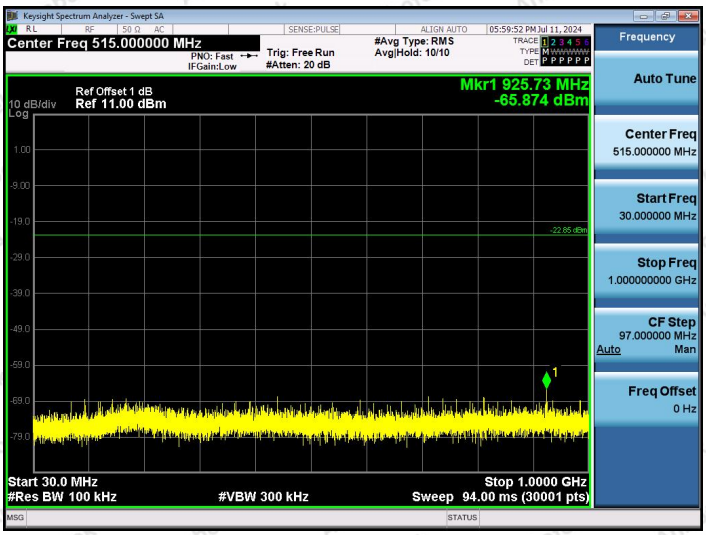

2.4G-Ant1-2411-30~1000-PASS

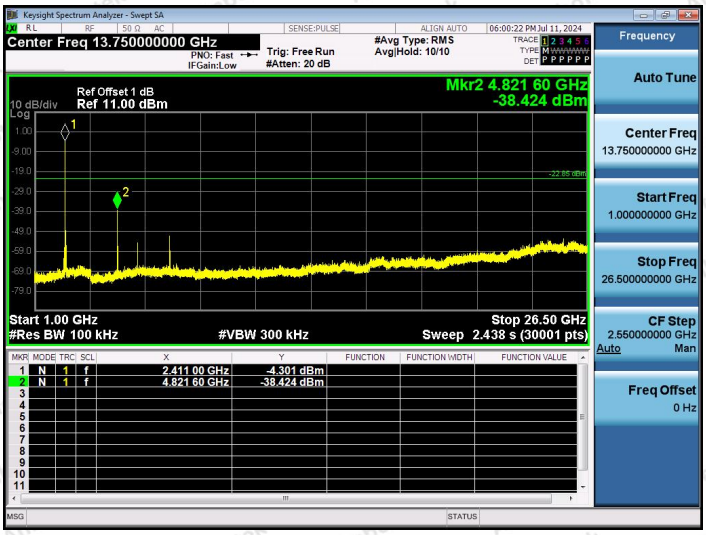

2.4G-Ant1-2411-1000~26500-PASS

2.4G-Ant1-2441-0~Reference-PASS

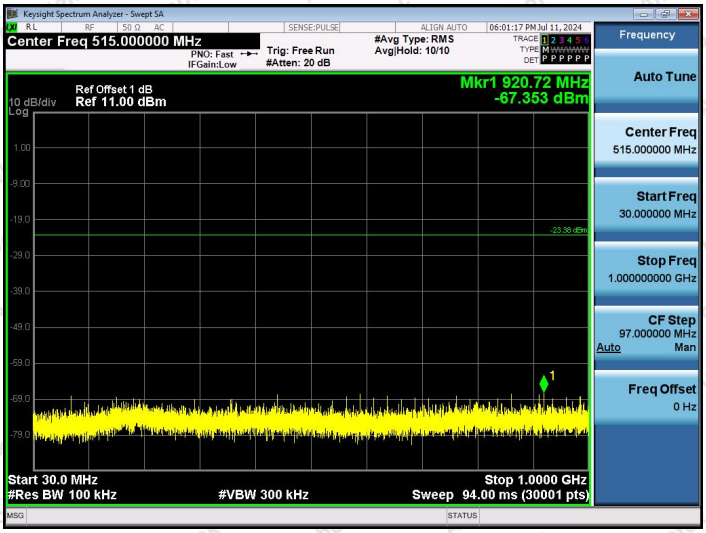

2.4G-Ant1-2441-30~1000-PASS

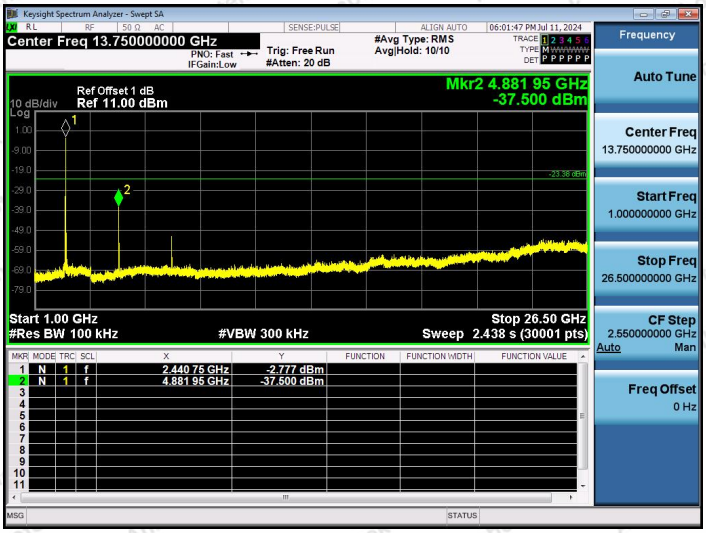

2.4G-Ant1-2441-1000~26500-PASS

2.4G-Ant1-2471-0~Reference-PASS

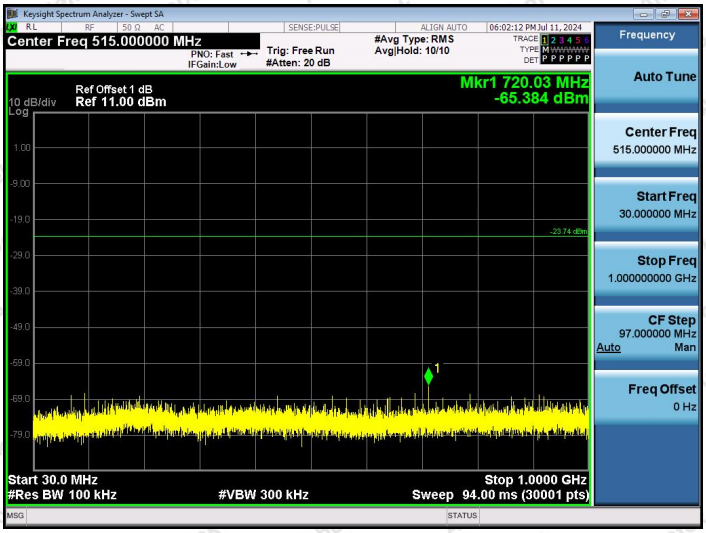

2.4G-Ant1-2471-30~1000-PASS

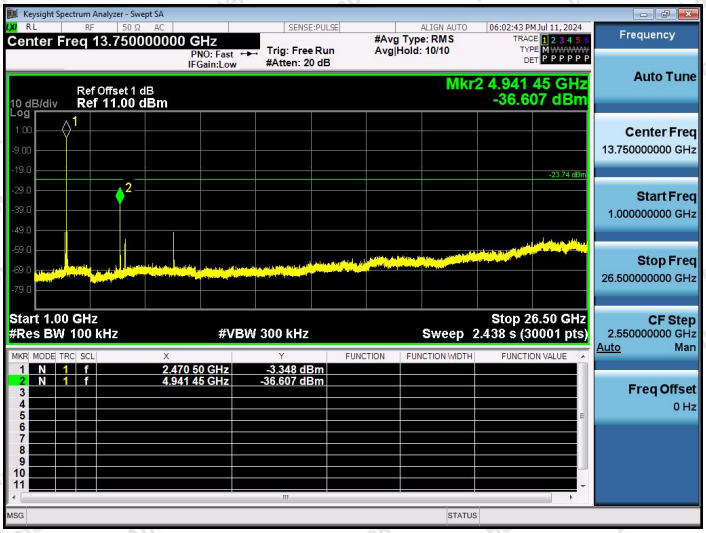

2.4G-Ant1-2471-1000~26500-PASS

Appendix I: Duty Cycle

Test Result

TestMode	Antenna	Frequency[MHz]	ON Time [ms]	Period [ms]	Duty Cycle [%]	Duty Cycle Factor[dB]
2.4G	Ant1	2411	0.50	1.21	41.32	3.84
2.4G	Ant1	2441	0.50	1.21	41.32	3.84
2.4G	Ant1	2471	0.50	1.14	43.86	3.58

Test Graphs

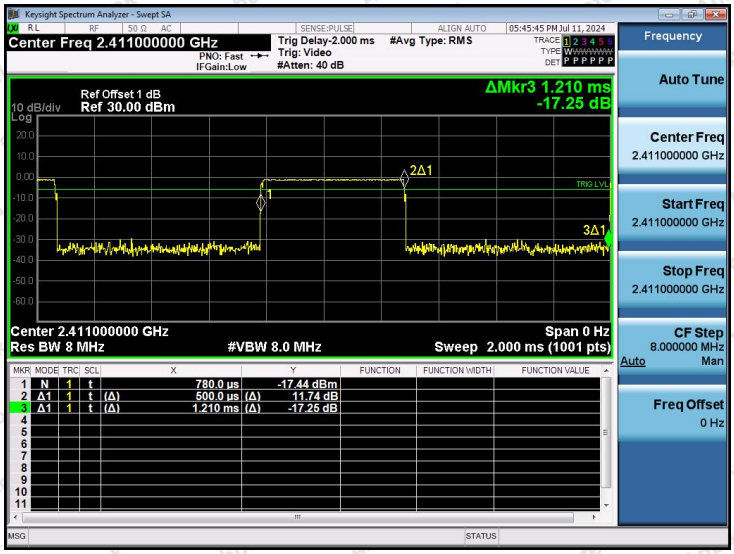

NTNV-2.4G-Ant1-2411

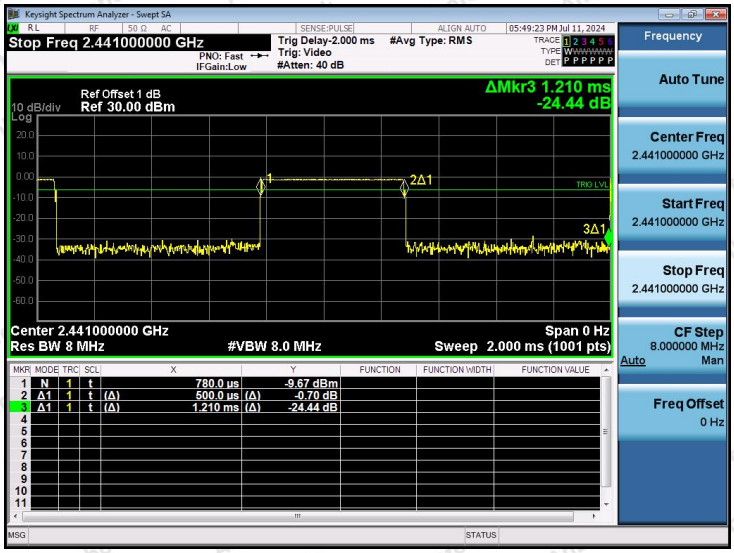

NTNV-2.4G-Ant1-2441

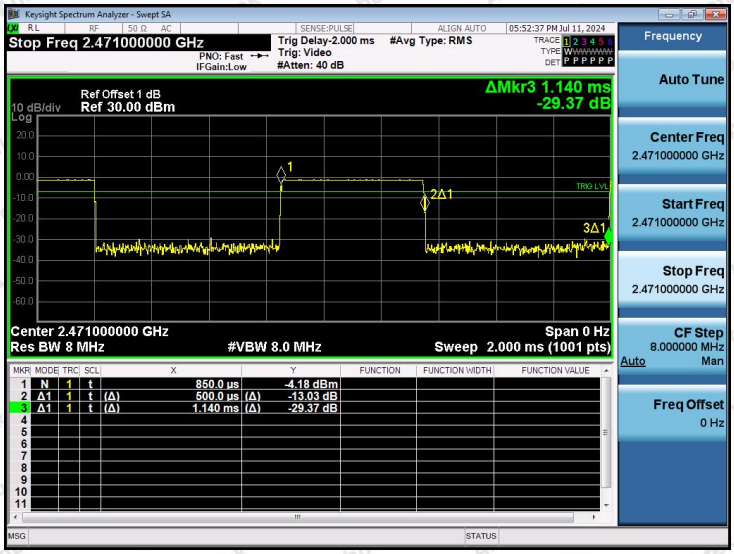

NTNV-2.4G-Ant1-2471

---End---