ChipletRingAPP User Guide

Version:	V1.0	No:	/
Confidentiality Level	Open access	Department:	/
Product Name:	/	Subsystem:	/
Name:	Chaofan Li	Date:	2023/08/17

Bravechip Confidential

Wuxi Bravechip Technologies Co.,Ltd

Revised Recording:

Version	Name	Date	Description
V1.0	Chaofan Li	2023.08.17	Original

Bravechip Confidential

Contents

Instruction **4**

APP User Guide **5**

1. Android APP 5

1.1 Settings 5

1.2 Device connection 6

1.3 Heart Rate and Blood Oxygen 8

1.4 Activity 9

1.5 Sleep 9

1.6 Other Settings 10

2. IOS APP 13

2.1 Settings 13

2.2 Device connection 14

2.3 Heart Rate and Blood Oxygen 16

2.4 Activity 16

2.5 Sleep 17

2.6 Other settings 17

Bravechip Confidential

Instruction

This document is about how to use the ChipletRing APP on IOS and Android.

ChipletRing(IOS)

ChipletRing(Android)

Bravechip Confidential

APP User Guide

1. Android APP

1.1 Settings

After installing the ChipletRing APP, open it and set personal information.

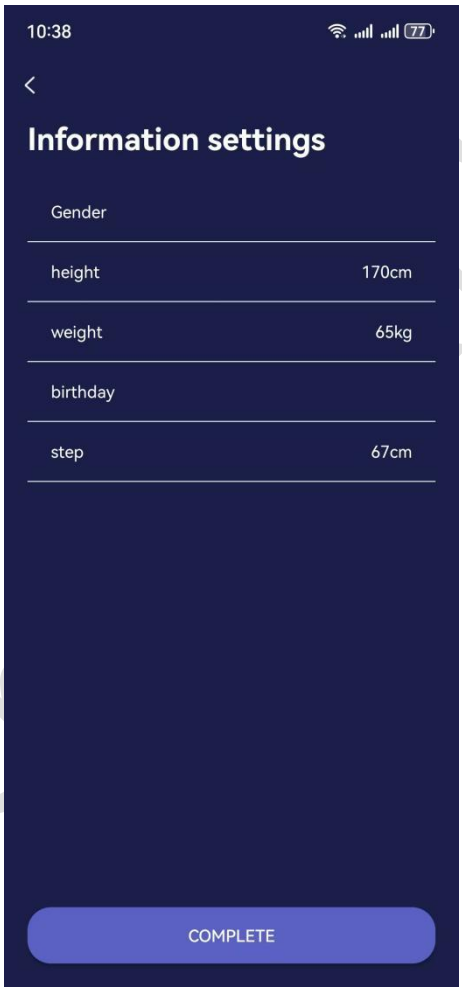

Bravechip Confidential

1.2 Device connection

After setting, enter the home page and click "Add Device".

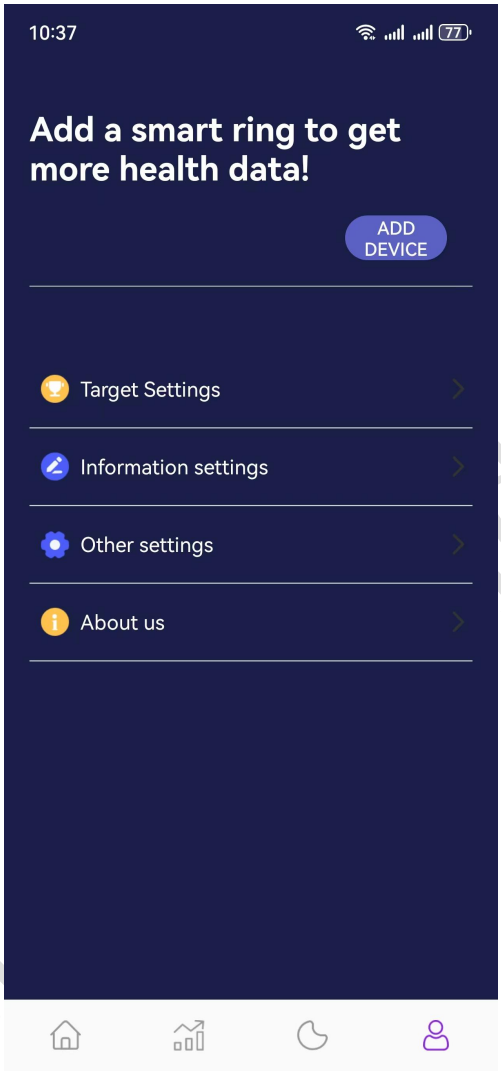

Bravechip Confidential

Select the device with the MAC address for connection.

Bravechip Confidential

1.3 Heart Rate and Blood Oxygen

Click on the icons shown in the image to measure heart rate, oxygen saturation, heart rate variability and temperature.

Bravechip Confidential

1.4 Activity

Click on the icon shown by the arrow in the image to check the movement of the day, week or month.

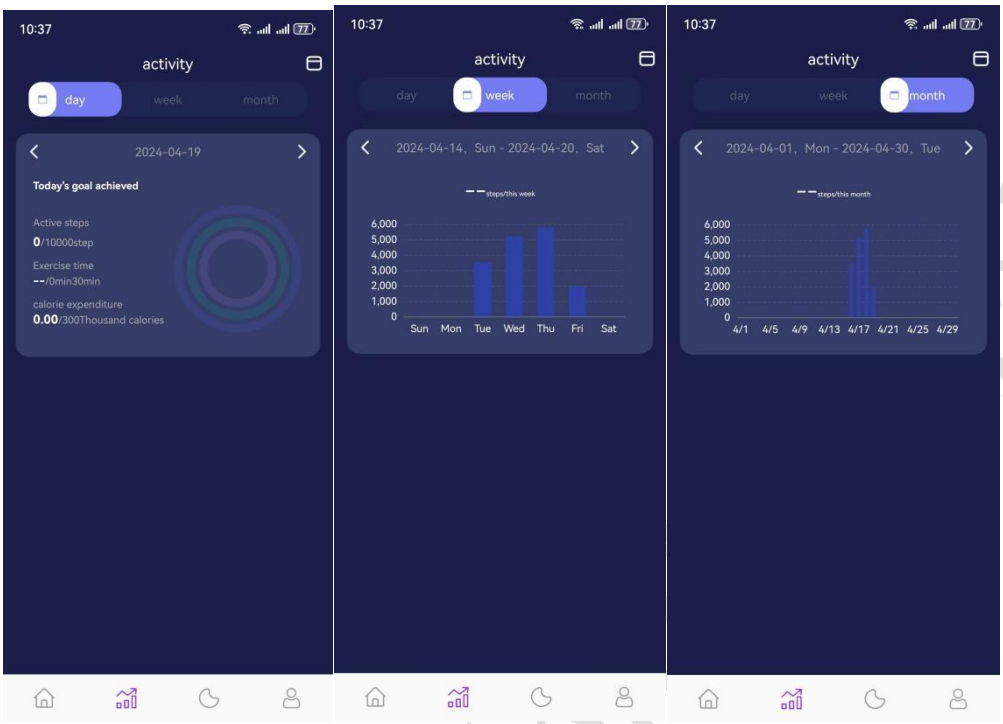

1.5 Sleep

Click the icon shown by the arrow in the picture to view the sleep history, and the sleep data is automatically updated after the ring is connected to the APP.

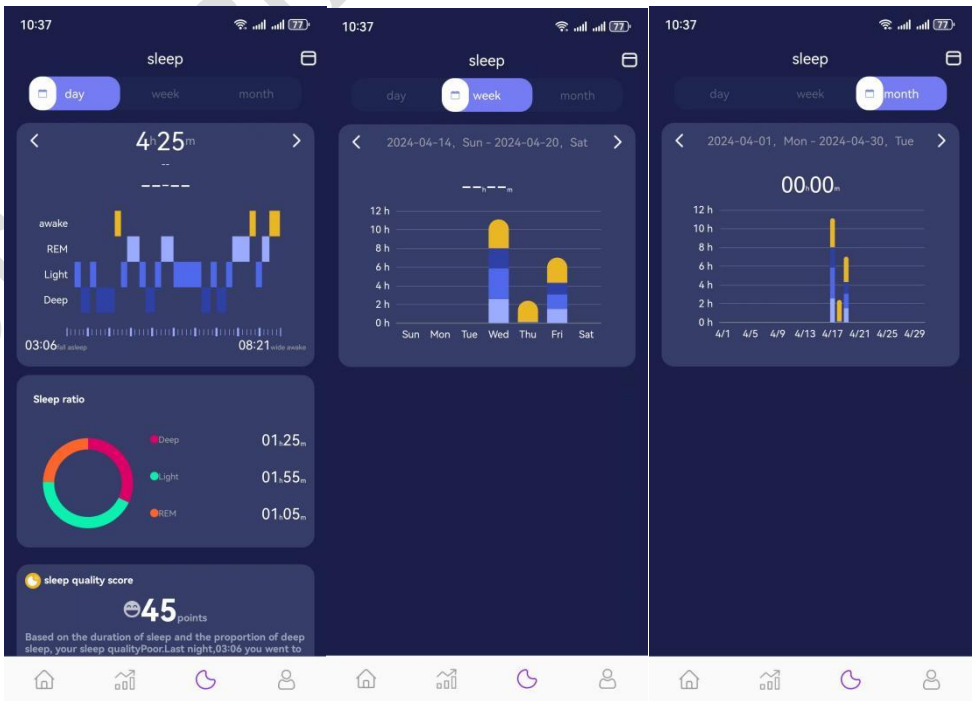

1.6 Other Settings

Click the arrow icon in the figure to the setting interface, you can set the activity goals and basic information.

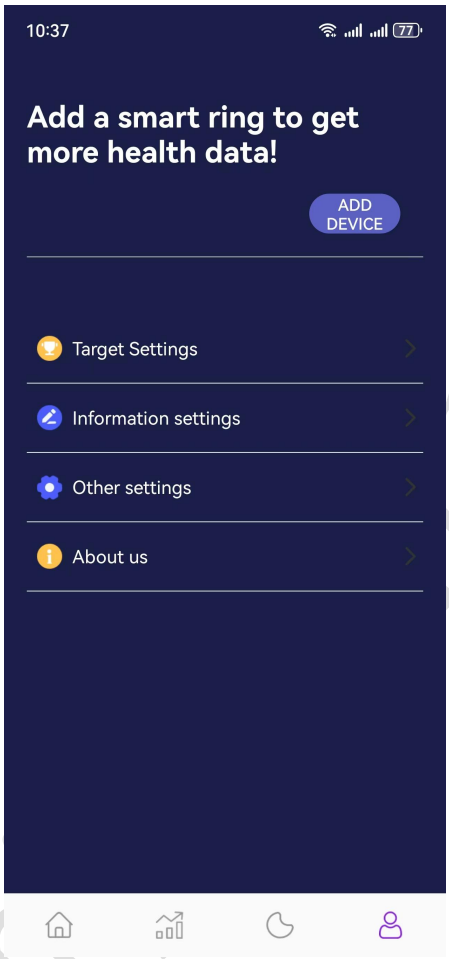

Bravechip Confidential

Setting activity goals:

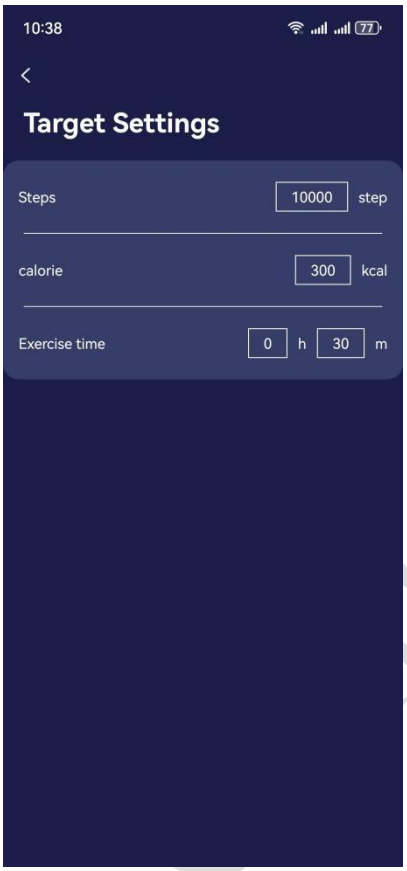

Bravechip Confidential

Setting basic information:

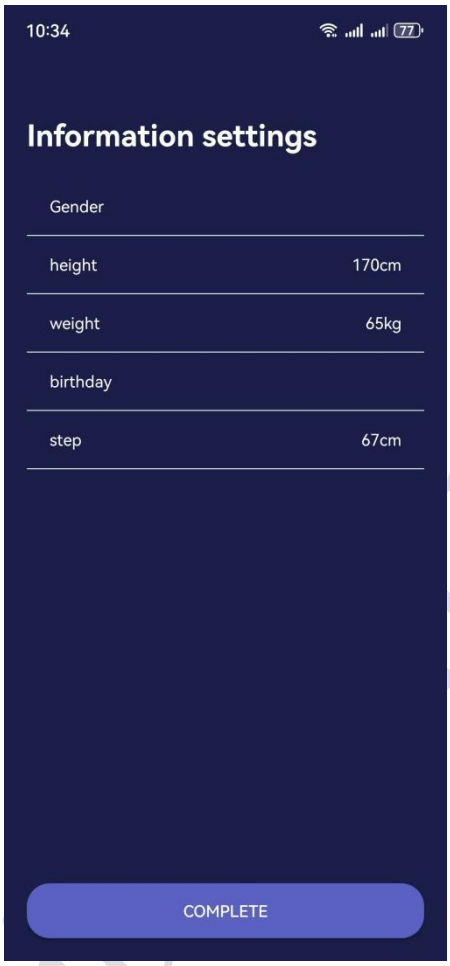

Bravechip Confidential

2. IOS APP

2.1 Settings

After installing the ChipletRing APP, open it and set basic personal information.

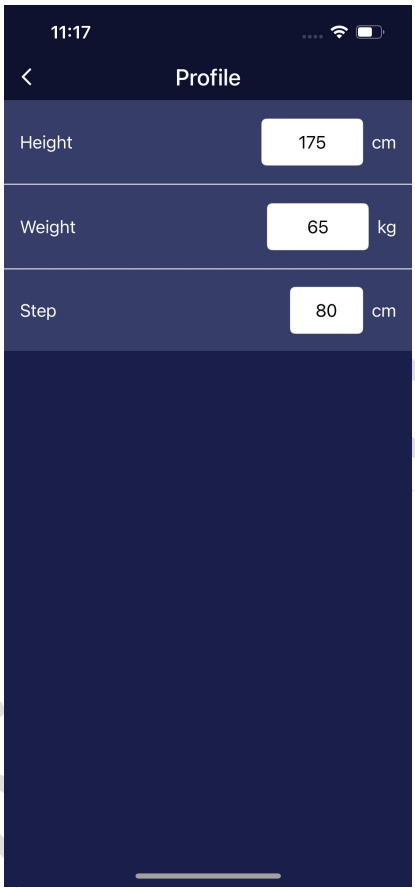

Bravechip Confidential

2.2 Device connection

After setting, enter the home page and click "Add Device".

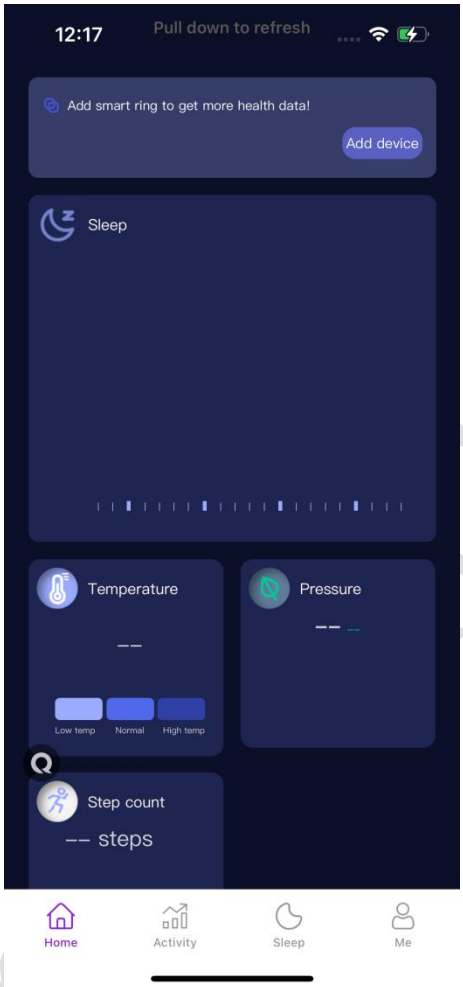

Bravechip Confidential

Select the device with the MAC address for connection.

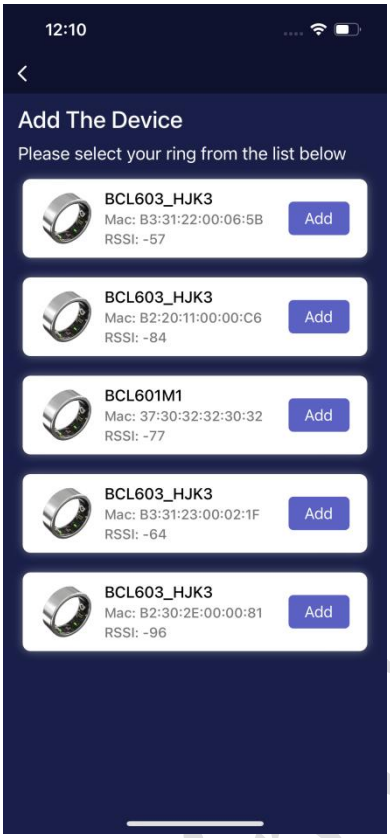

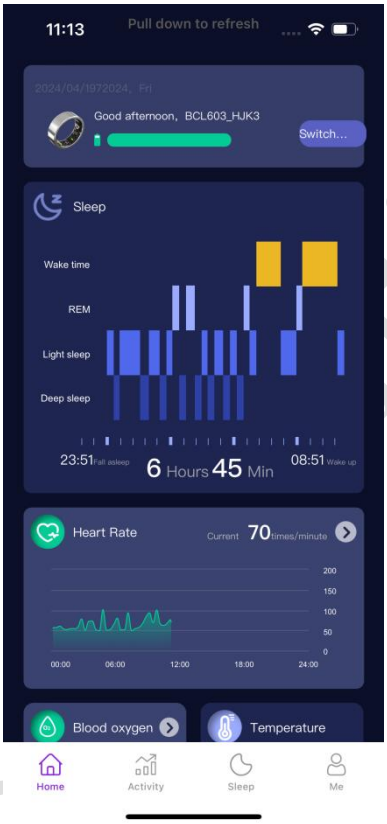

Bravechip Confidential

2.3 Heart Rate and Blood Oxygen

Click on the ICONS shown in the image to measure heart rate, oxygen saturation, heart rate variability and temperature.

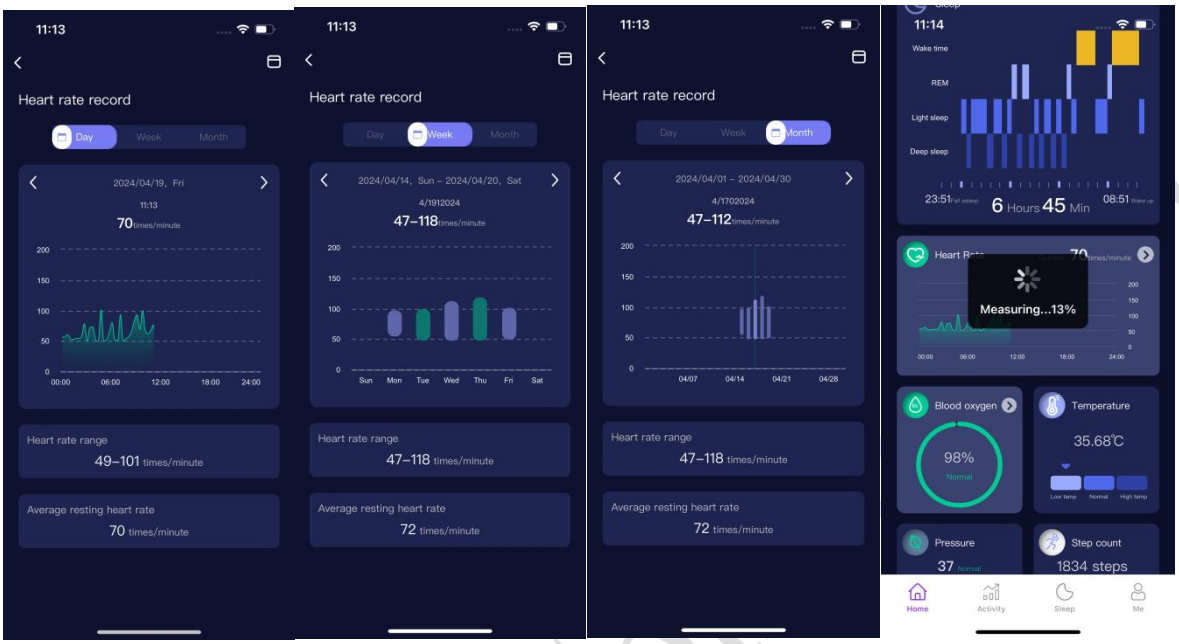

2.4 Activity

Click “activity” to check the movement of the day, week or month.

2.5 Sleep

Click "Sleep" to check the sleep status, and the sleep data will be automatically updated after the ring is connected to the APP.

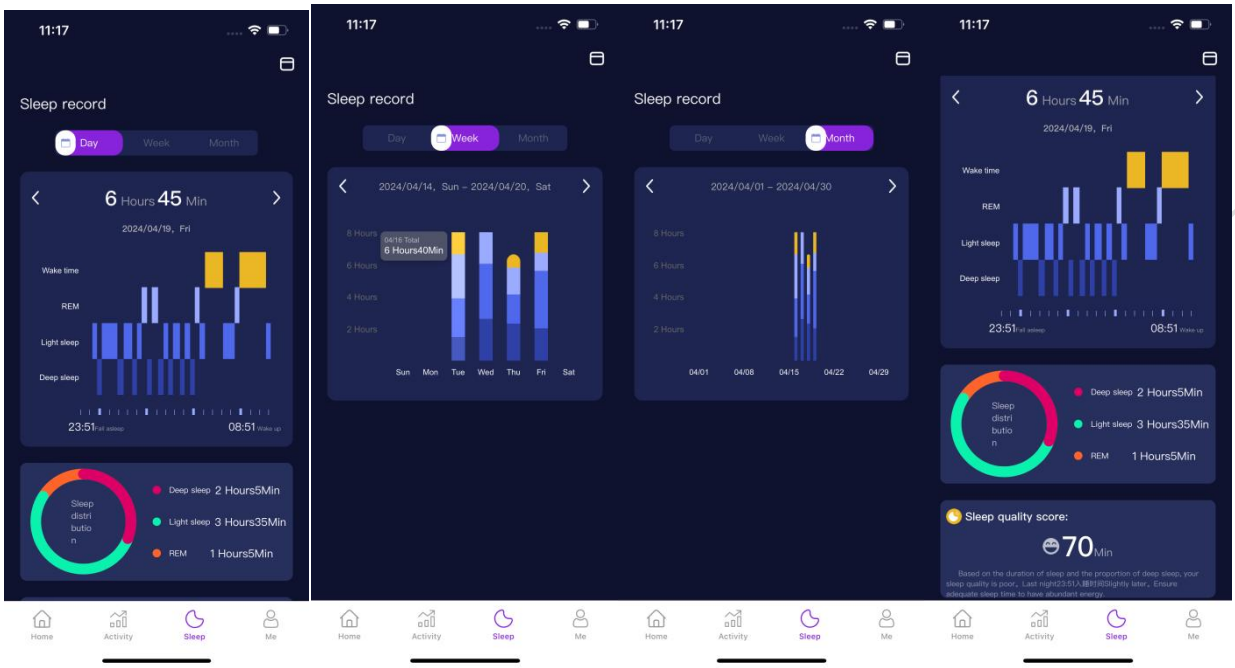

2.6 Other settings

Click the “Me” to the setting interface, you can set the moving target and basic information.

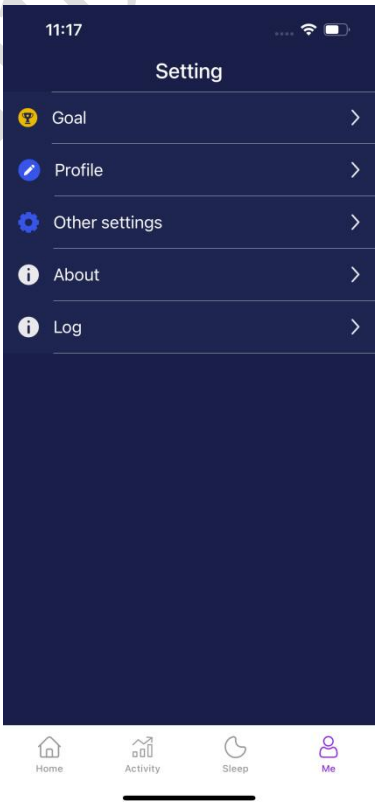

Bravechip Co

Setting activity goals:

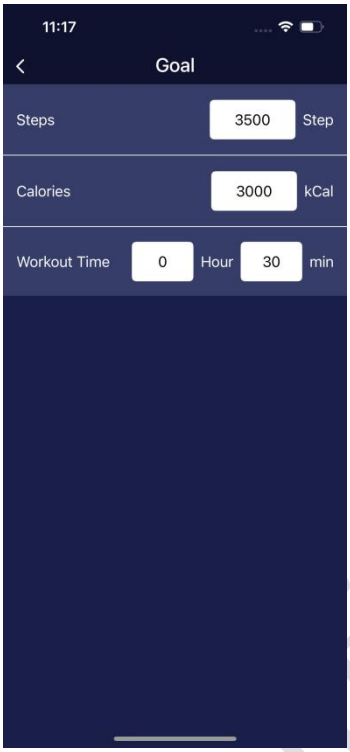

Setting basic information:

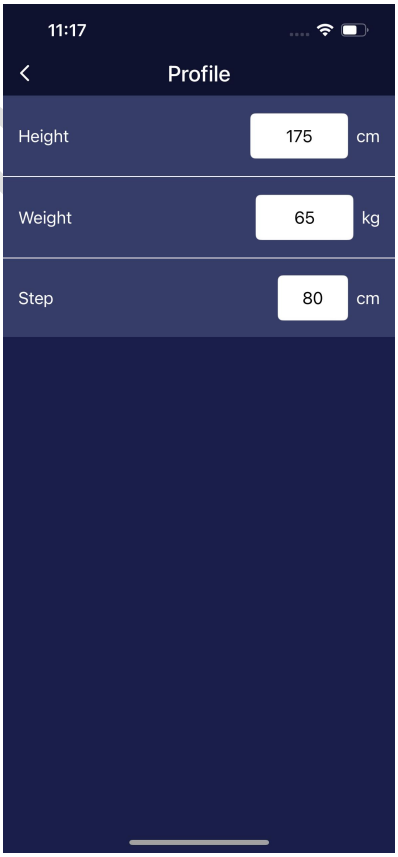

Bravechip Confidential

ChipletRingAPP 使用说明

文档版本号：	V1.0	文档编号：	
文档密级：	公开	归属部门/项目：	
产品名：		子系统名：	
编写人：	李超凡	编写日期：	2023/08/17

Bravechip Confidential

修订记录：

版本号	修订人	修订日期	修订描述
V1.0	李超凡	2023.08.17	原始版本

目 录

一、文档简介 21

二、APP 使用说明 22

2.1 安卓版 APP 22

2.1.1 信息设置 22

2.1.2 设备连接 23

2.1.3 心率血氧测量 25

2.1.4 运动目标 26

2.1.5 睡眠监测 27

2.1.6 其他设置 28

2.2 ios 版 APP 30

2.2.1 信息设置 30

2.2.2 设备连接 31

2.2.3 心率血氧测量 33

2.2.4 运动目标 34

2.2.5 睡眠监测 35

2.2.6 其他设置 36

Bravechip Confidential

一、文档简介

本文档为“ChipletRing”APP 的使用说明，包含 IOS 系统和安卓系统。

前面是 IOS APP,后面二维码是安卓 APP

Bravechip Confidential

二、APP 使用说明

2.1 安卓版 APP

2.1.1 信息设置

安装 APP 后打开，根据实际情况进行个人基础信息设置

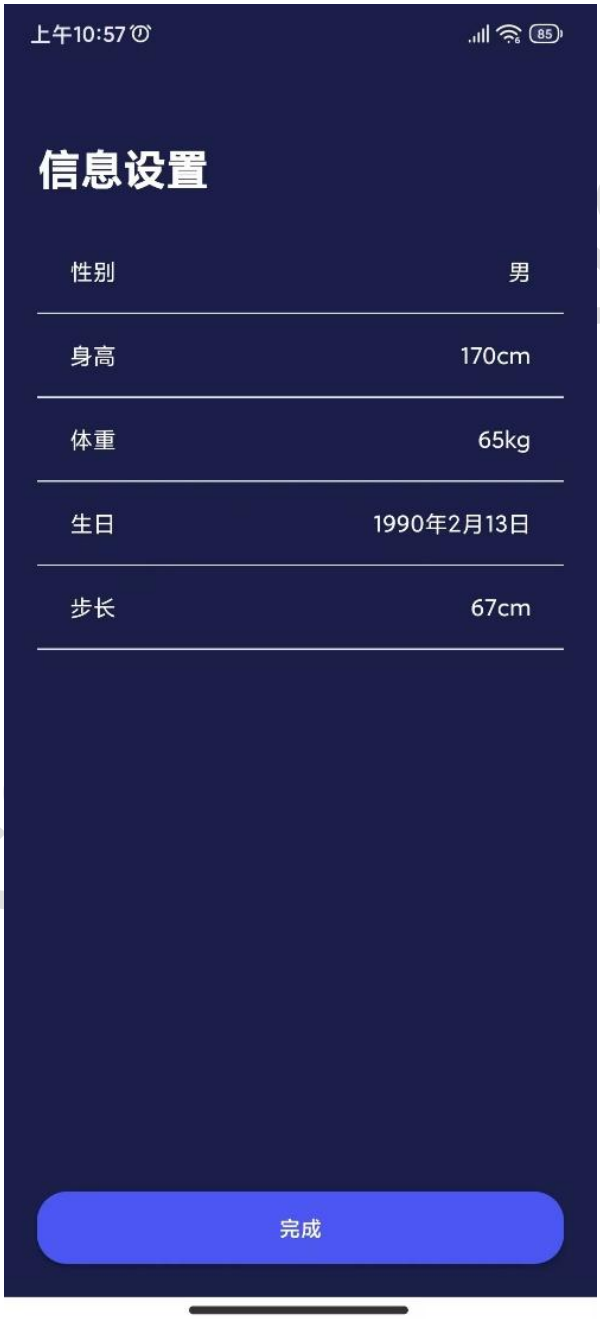

Brave ential

2.1.2 设备连接

设置完成后进入主界面，点击“添加设备”

Bravechip Confidential

选择对应 MAC 地址的设备进行连接

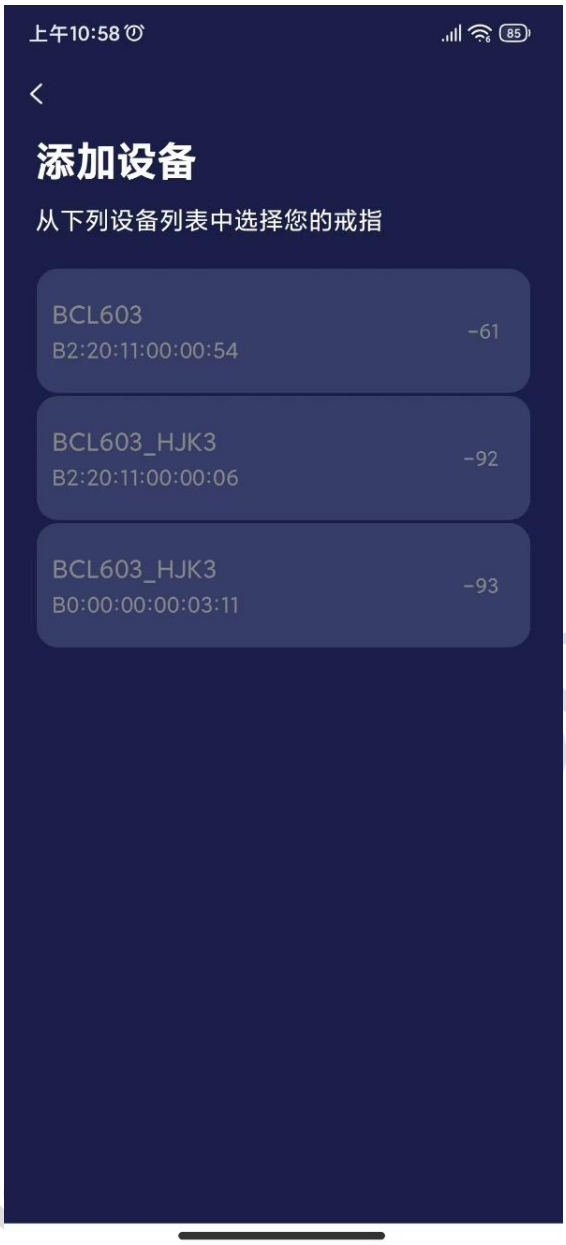

2.1.3 心率血氧测量

点击图中所示的图标可进行心率、血氧饱和度、心率变异性和温度的测量

2.1.4 运动目标

点击图中箭头所示图标可查看当日、近一周或近一个月的运动情况。

2.1.5 睡眠监测

点击图中箭头所示图标可以查看睡眠情况，睡眠数据在戒指连接 APP 后自动更新。

Bravechip Confidential

2.1.6 其他设置

点击图中箭头所示图标即可跳转至设置界面，可进行运动目标和基础信息设置。

运动目标设置：

Bravechip Confidential

基础信息设置：

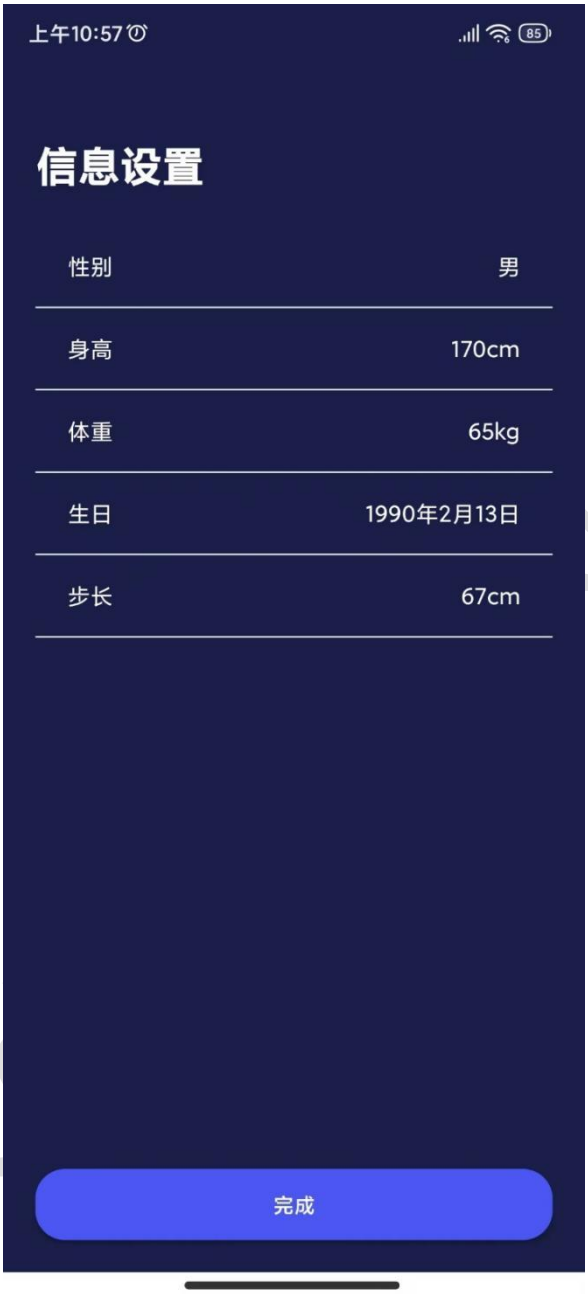

Bravechip Confidential

2.2 ios 版 APP

2.2.1 信息设置

安装 APP 后打开，根据实际情况进行个人基础信息设置

2.2.2 设备连接

设置完成后进入主界面，点击“添加设备”

Bravechip Confidential

选择对应 MAC 地址的设备进行连接

Bravechip Confidential

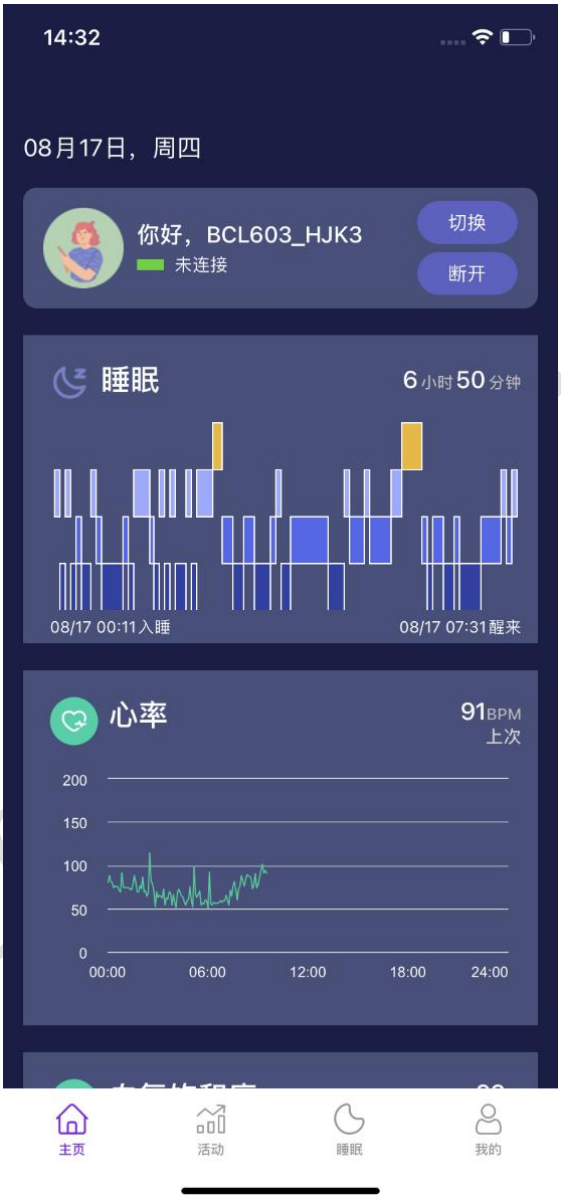

2.2.3 心率血氧测量

点击图中所示的图标可进行心率、血氧饱和度、心率变异性的测量

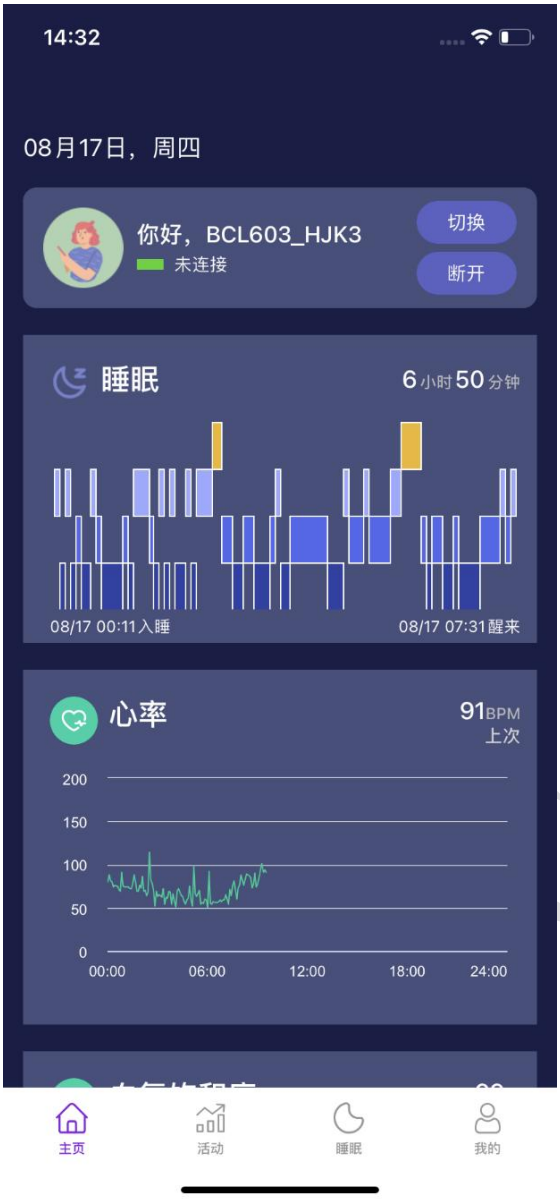

2.2.4 运动目标

点击“活动”可查看当日、近一周或近一个月的运动情况。

2.2.5 睡眠监测

点击“睡眠”可以查看睡眠情况，睡眠数据在戒指连接 APP 后自动更新。

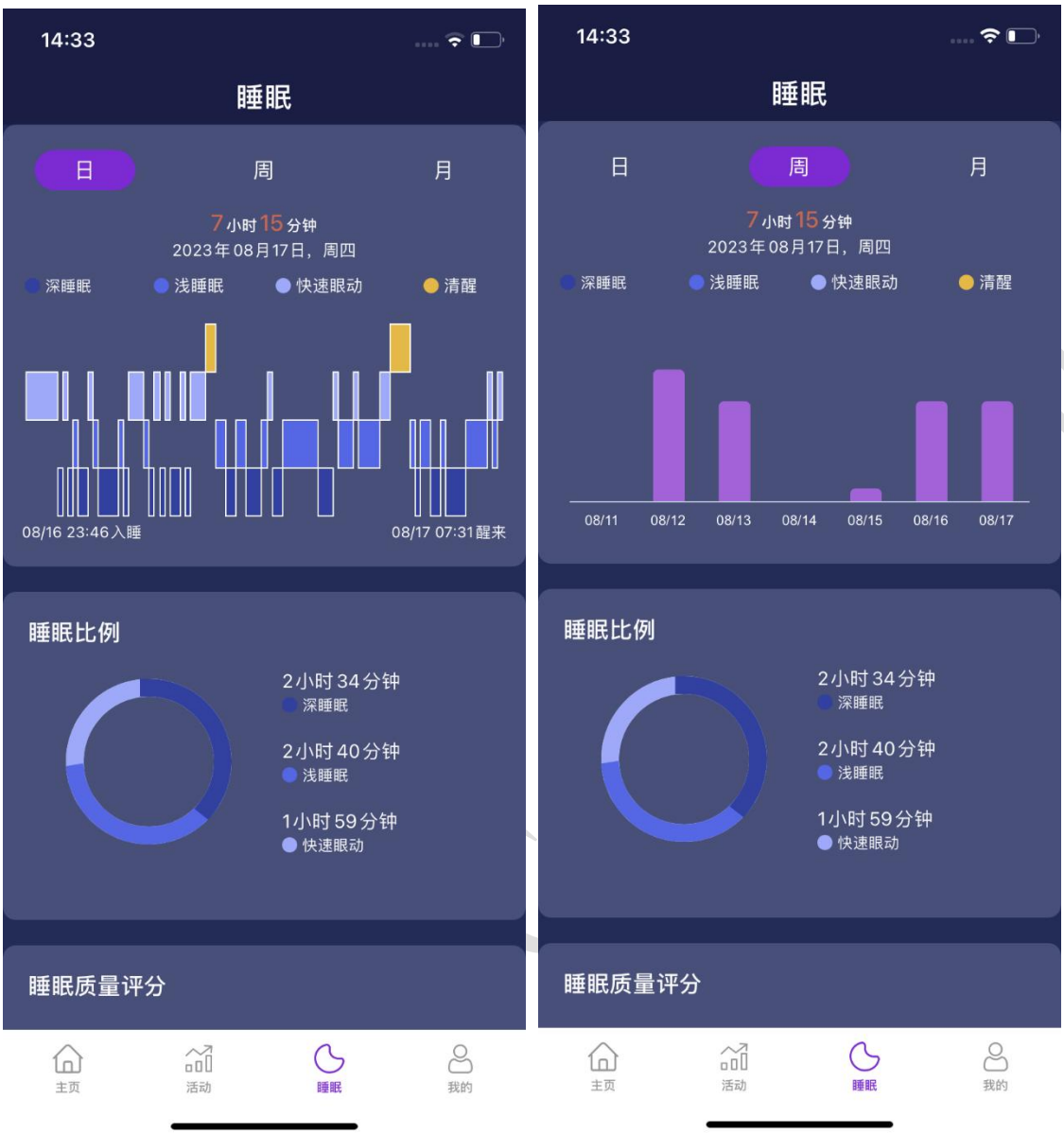

2.2.6 其他设置

点击图中箭头所示图标即可跳转至设置界面，可进行运动目标和基础信息设置。

Bravechip Confidential

运动目标设置：

Bravechip Confidential

基础信息设置：

FCC Statement

Changes or modifications not expressly approved by the party responsible for compliance could void the user's authority to operate the equipment.

This equipment has been tested and found to comply with the limits for a Class B digital device, pursuant to Part 15 of the FCC Rules. These limits are designed to provide reasonable protection against harmful interference in a residential installation. This equipment generates uses and can radiate radio frequency energy and, if not installed and used in accordance with the

instructions, may cause harmful interference to radio communications. However, there is no guarantee that interference will not occur in a particular installation. If this equipment does cause harmful interference to radio or television reception, which can be determined by turning the equipment off and on, the user is encouraged to try to correct the interference by one or more of the following measures:

-- Reorient or relocate the receiving antenna.

-- Increase the separation between the equipment and receiver.

-- Connect the equipment into an outlet on a circuit different from that to which the receiver is connected.

-- Consult the dealer or an experienced radio/TV technician for help

This device complies with part 15 of the FCC rules. Operation is subject to the following two conditions (1)this device may not cause harmful interference, and (2) this device must accept any interference received, including interference that may cause undesired operation。

Bravechip Confidential