Appendix Test Data for SRD (Conducted Measurement)

Product Name: R/C CAR

Trade Mark: /

Test Model: 838A

FCC ID: 2BG7V-838A

Environmental Conditions

Temperature:	23.8℃
Relative Humidity:	58%
ATM Pressure:	100.0 kPa
Test Engineer:	Allen Lai
Supervised by:	Hugo Chen
NOTE	N/A

Appendix A: DTS Bandwidth

Test Result

TestMode	Antenna	Frequency[MHz]	DTS BW [MHz]	FL[MHz]	FH[MHz]	Limit[MHz]	Verdict
SRD	Ant1	2433	0.644	2432.672	2433.316	0.5	PASS
SRD	Ant1	2447	0.660	2446.672	2447.332	0.5	PASS
SRD	Ant1	2463	0.668	2462.668	2463.336	0.5	PASS

Test Graphs

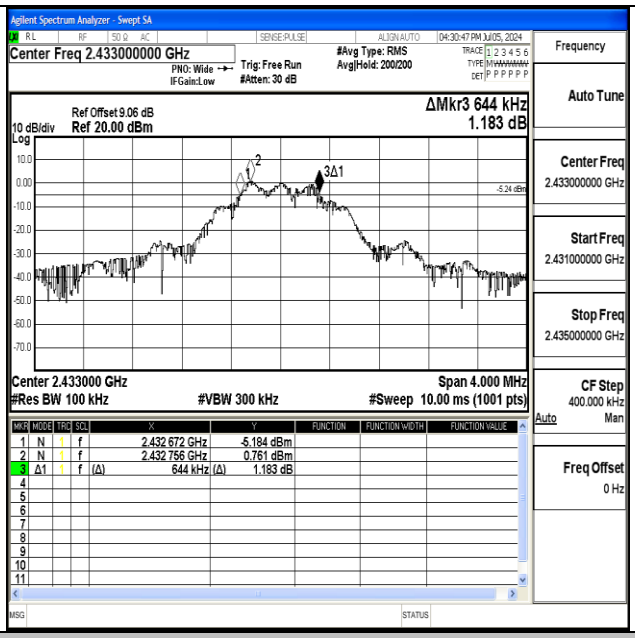

SRD-Ant1-2433-PASS

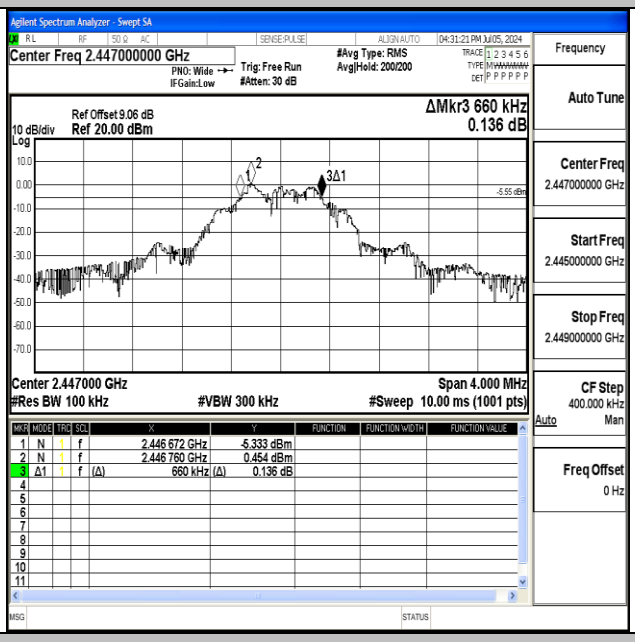

SRD-Ant1-2447-PASS

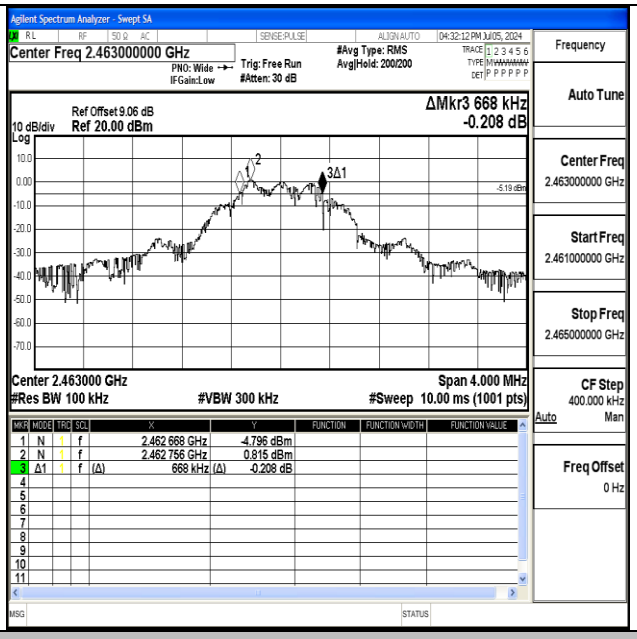

SRD-Ant1-2463-PASS

Appendix B: Occupied Channel Bandwidth

Test Result

TestMode	Antenna	Frequency[MHz]	OCB [MHz]	FL[MHz]	FH[MHz]	Limit[MHz]	Verdict
SRD	Ant1	2433	1.0930	2432.4569	2433.5499	---	---
SRD	Ant1	2447	1.1148	2446.4422	2447.5570	---	---
SRD	Ant1	2463	1.1015	2462.4513	2463.5528	---	---

Test Graphs

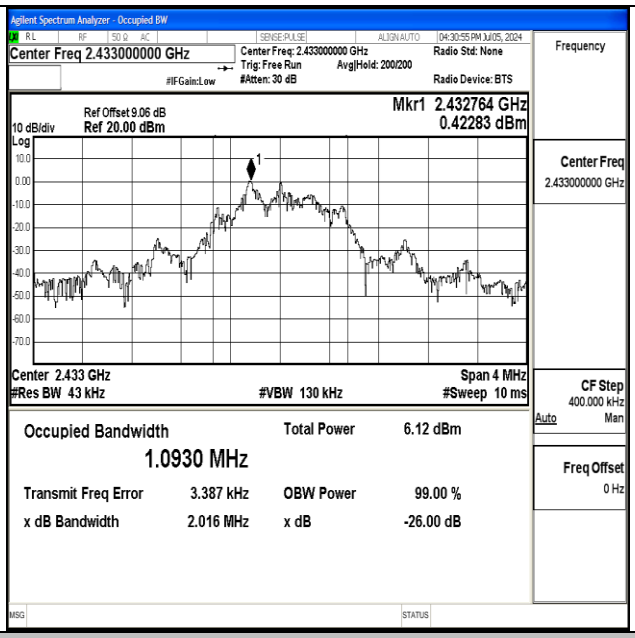

SRD-Ant1-2433

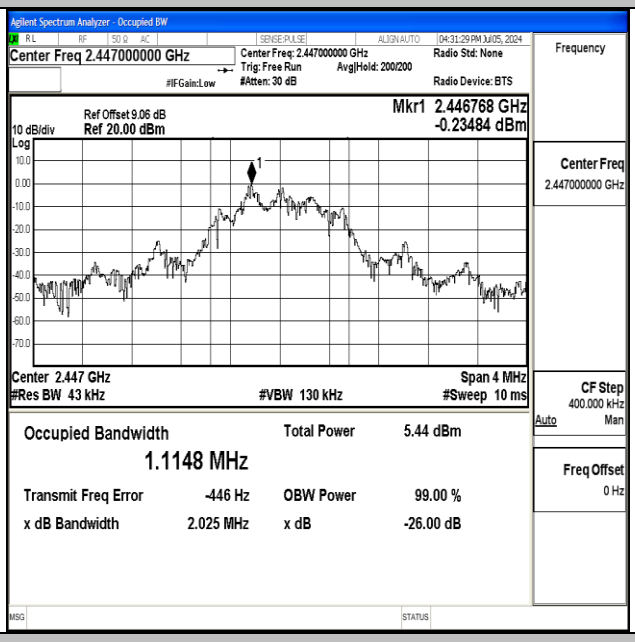

SRD-Ant1-2447

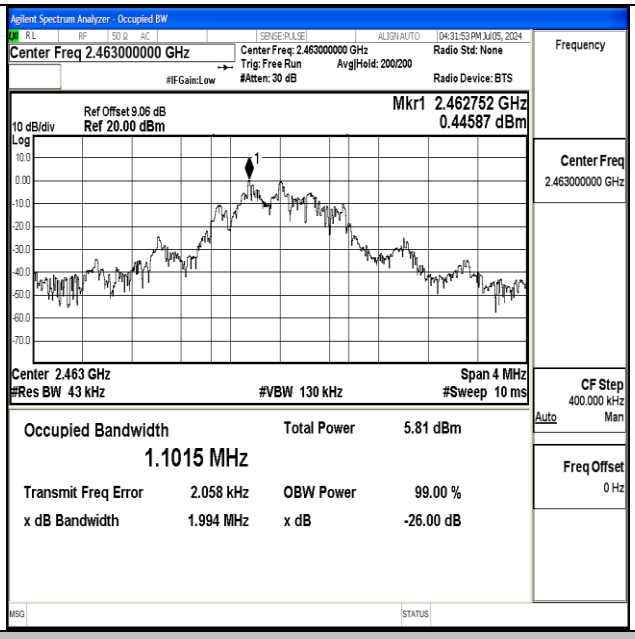

SRD-Ant1-2463

Appendix C: Maximum peak conducted output power

Test Result Peak

TestMode	Antenna	Frequency[MHz]	Conducted Peak Power[dBm]	Conducted Limit[dBm]	Verdict
SRD	Ant1	2433	0.82	≤30	PASS
SRD	Ant1	2447	0.50	≤30	PASS
SRD	Ant1	2463	0.77	≤30	PASS

Test Graphs Peak

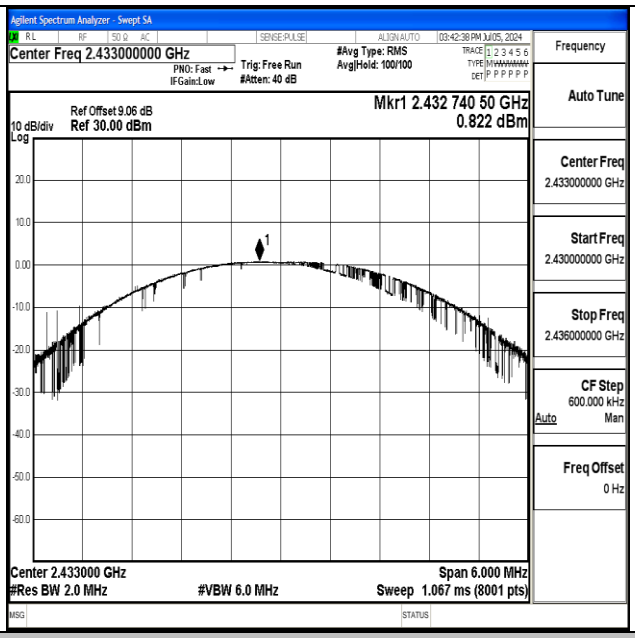

SRD-Ant1-2433-PASS

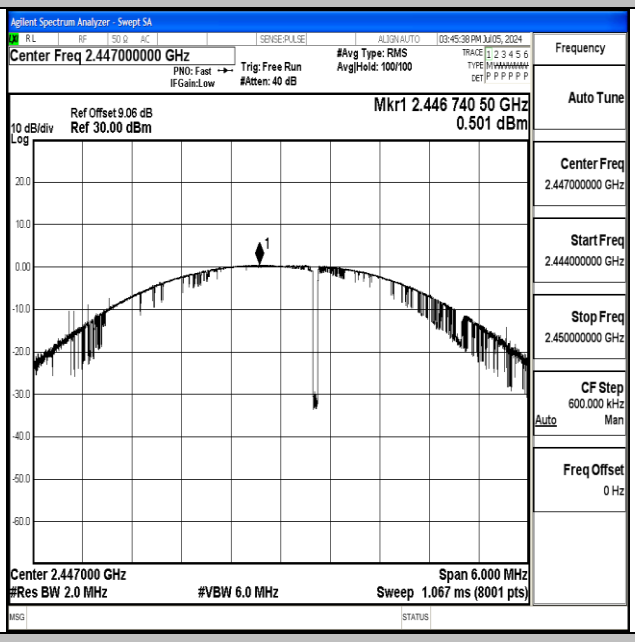

SRD-Ant1-2447-PASS

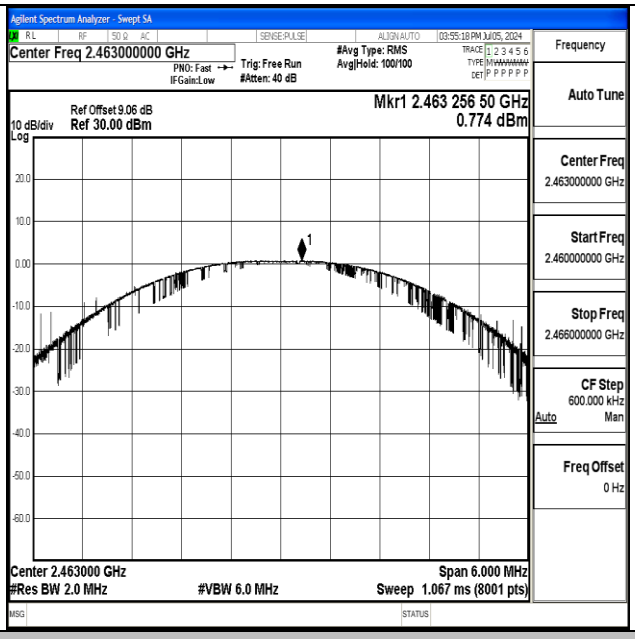

SRD-Ant1-2463-PASS

Appendix D: Maximum peak power spectral density

Test Result

TestMode	Antenna	Frequency[MHz]	Result[dBm/3kHz]	Limit[dBm/3kHz]	Verdict
SRD	Ant1	2433	-15.26	≤8.00	PASS
SRD	Ant1	2447	-14.83	≤8.00	PASS
SRD	Ant1	2463	-14.50	≤8.00	PASS

Test Graphs

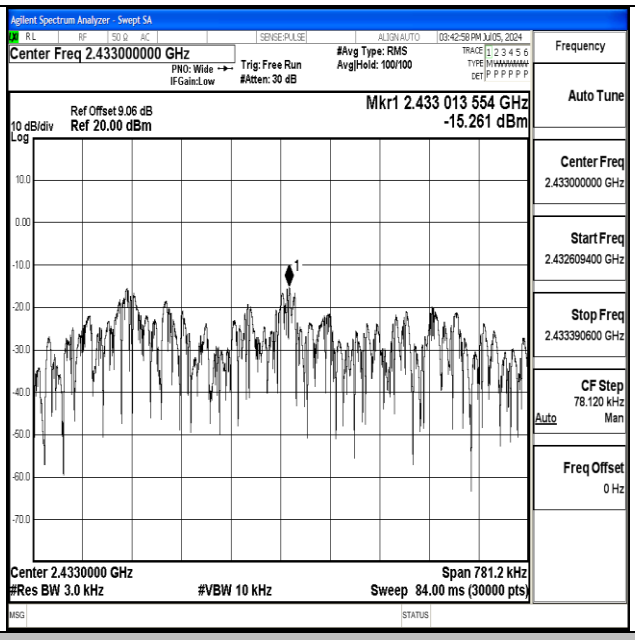

SRD-Ant1-2433-PASS

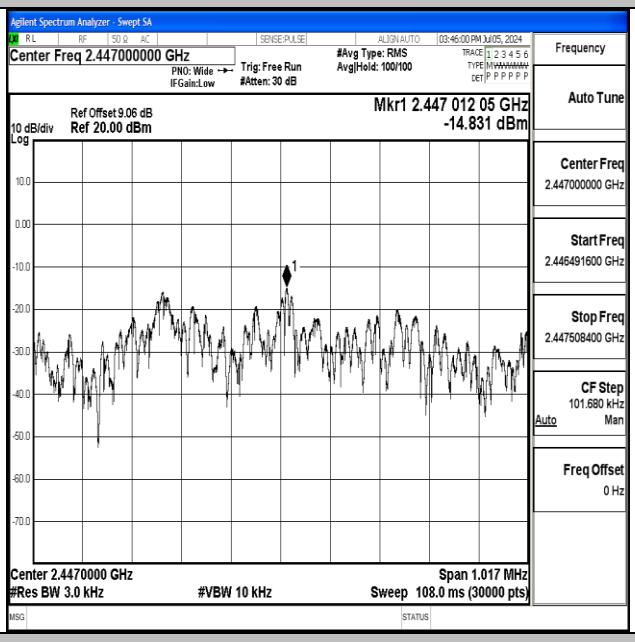

SRD-Ant1-2447-PASS

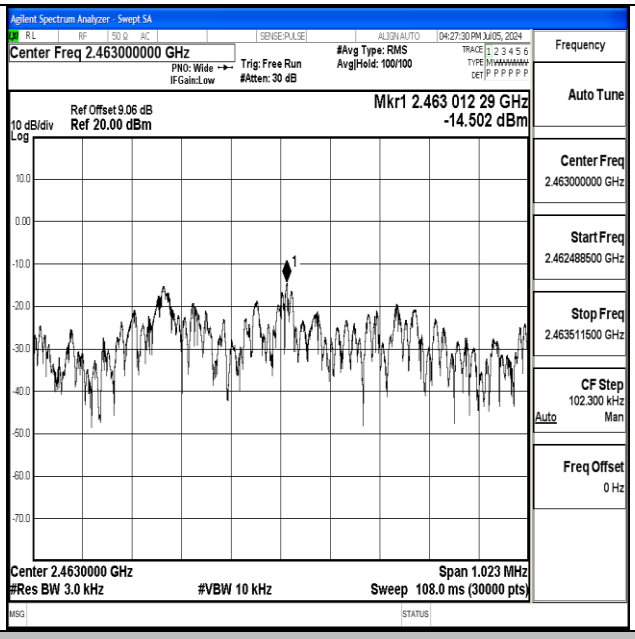

SRD-Ant1-2463-PASS

Appendix E: Band edge measurements

Test Result

TestMode	Antenna	ChName	Frequency[MHz]	RefLevel[dBm]	Result[dBm]	Limit[dBm]	Verdict
SRD	Ant1	Low	2433	-1.19	-50.36	≤-21.19	PASS
SRD	Ant1	High	2463	0.81	-49.66	≤-19.19	PASS

Test Graphs

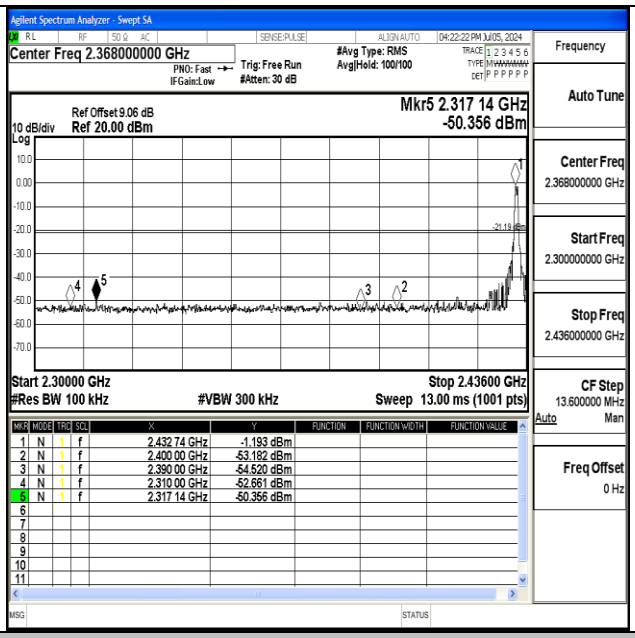

SRD-Ant1-2433-PASS

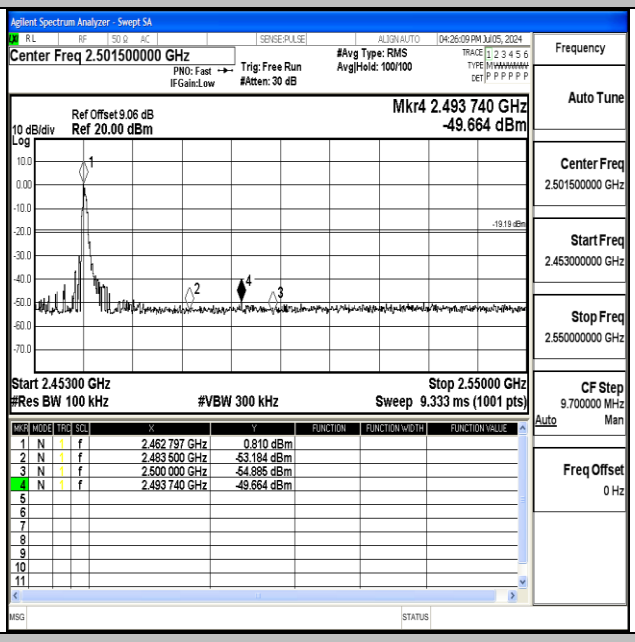

SRD-Ant1-2463-PASS

Appendix F: Conducted Spurious Emission

Test Result

TestMode	Antenna	Frequency[MHz]	FreqRange [MHz]	RefLevel [dBm]	Result[dBm]	Limit[dBm]	Verdict
SRD	Ant1	2433	0~Reference	-1.37	-1.37	---	PASS
SRD	Ant1	2433	30~1000	-1.37	-62.68	≤-21.37	PASS
SRD	Ant1	2433	1000~26500	-1.37	-48.92	≤-21.37	PASS
SRD	Ant1	2447	0~Reference	-0.59	-0.59	---	PASS
SRD	Ant1	2447	30~1000	-0.59	-62.47	≤-20.59	PASS
SRD	Ant1	2447	1000~26500	-0.59	-39	≤-20.59	PASS
SRD	Ant1	2463	0~Reference	-0.25	-0.25	---	PASS
SRD	Ant1	2463	30~1000	-0.25	-62.57	≤-20.25	PASS
SRD	Ant1	2463	1000~26500	-0.25	-40.1	≤-20.25	PASS

Test Graphs

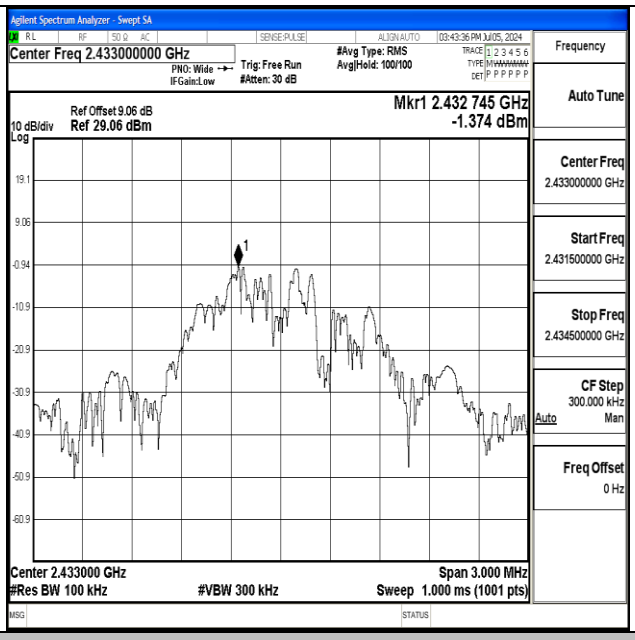

SRD-Ant1-2433-0~Reference-PASS

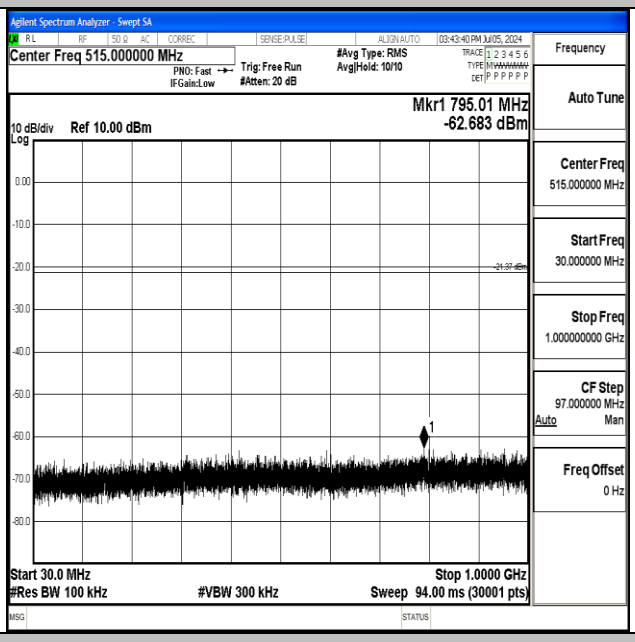

SRD-Ant1-2433-30~1000-PASS

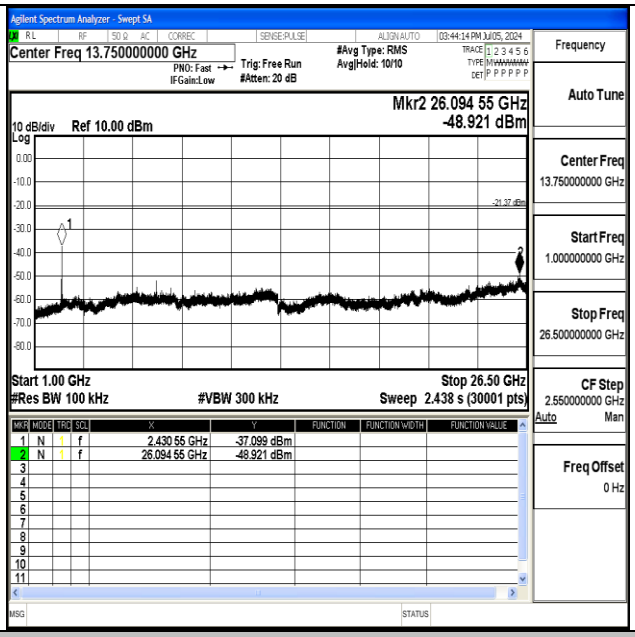

SRD-Ant1-2433-1000~26500-PASS

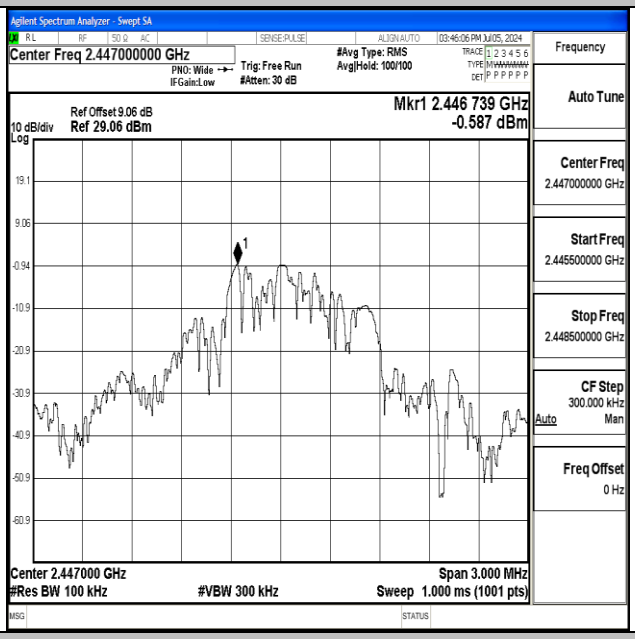

SRD-Ant1-2447-0~Reference-PASS

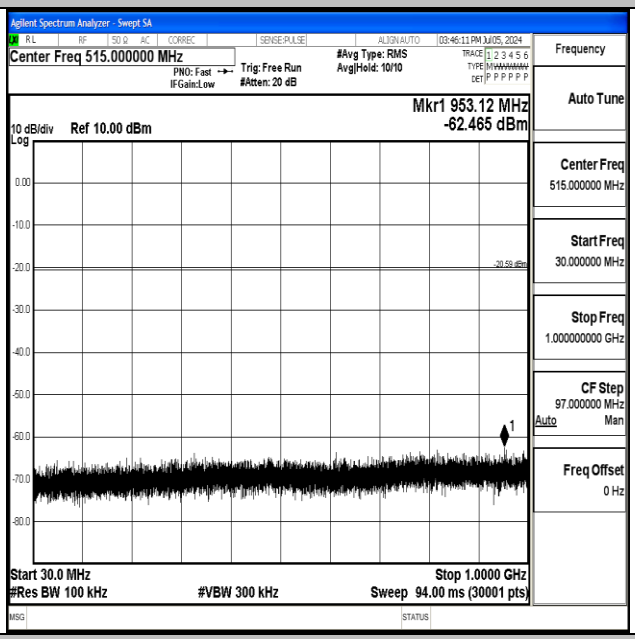

SRD-Ant1-2447-30~1000-PASS

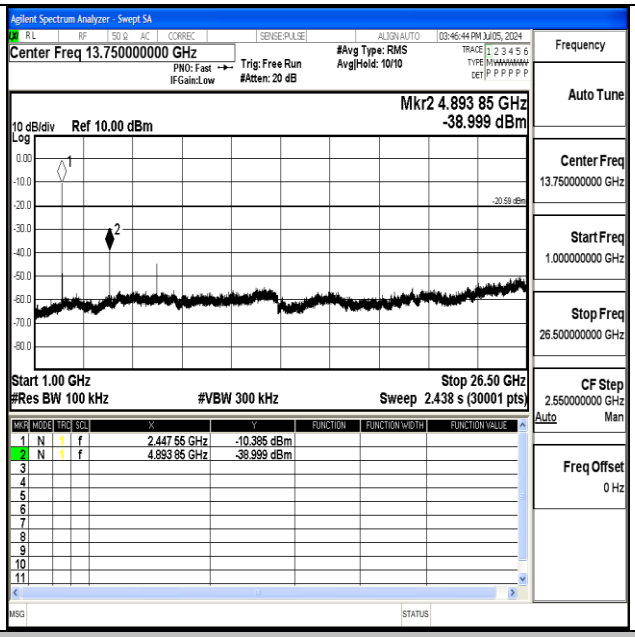

SRD-Ant1-2447-1000~26500-PASS

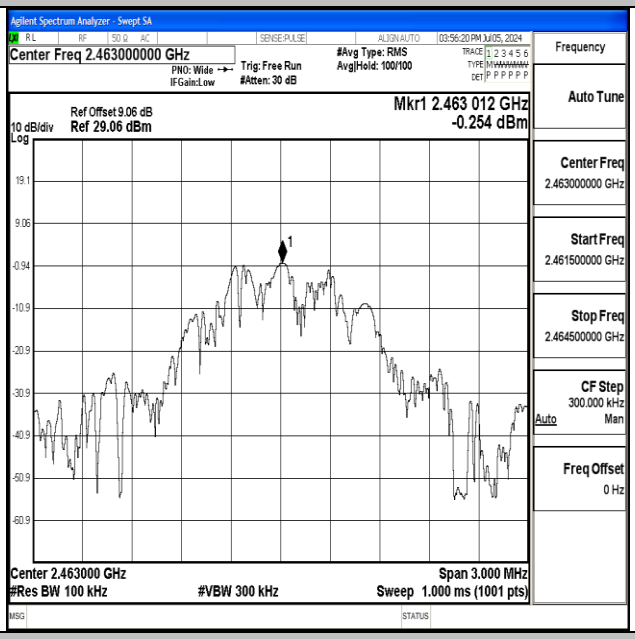

SRD-Ant1-2463-0~Reference-PASS

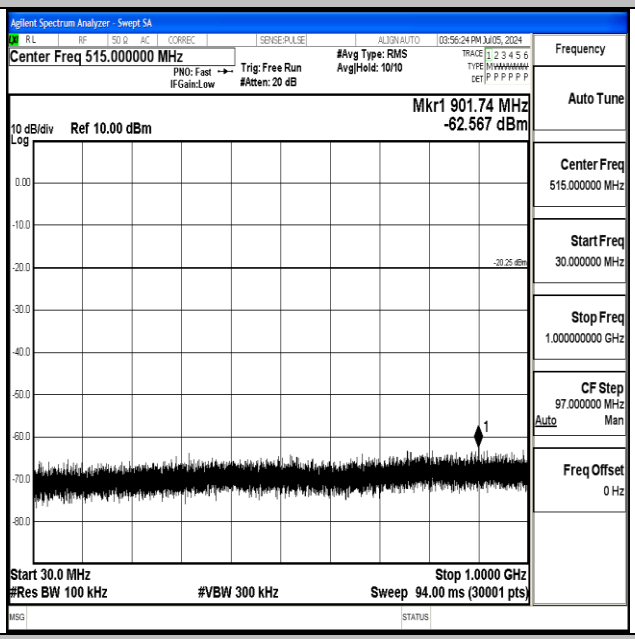

SRD-Ant1-2463-30~1000-PASS

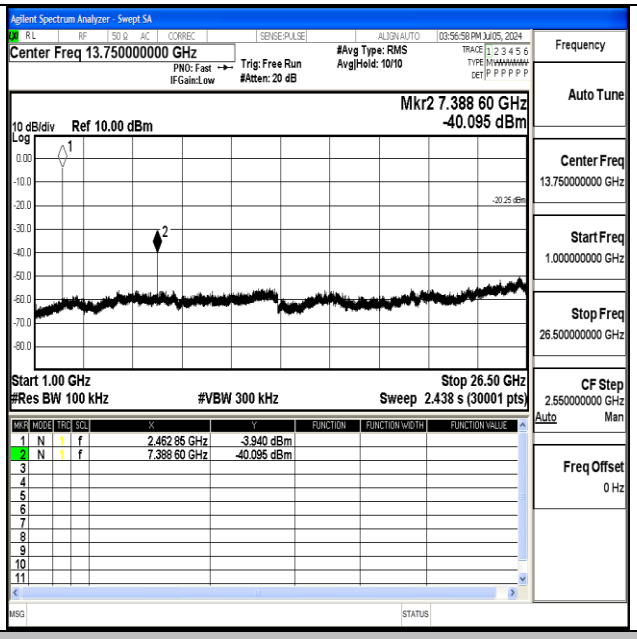

SRD-Ant1-2463-1000~26500-PASS

Appendix G: Duty Cycle

Test Result

TestMode	Antenna	Frequency[MHz]	ON Time [ms]	Period [ms]	Duty Cycle [%]	Duty Cycle Factor[dB]
SRD	Ant1	2433	0.14	4.87	2.87	15.42
SRD	Ant1	2447	0.14	4.99	2.81	15.51
SRD	Ant1	2463	0.15	5.00	3.00	15.23

Test Graphs

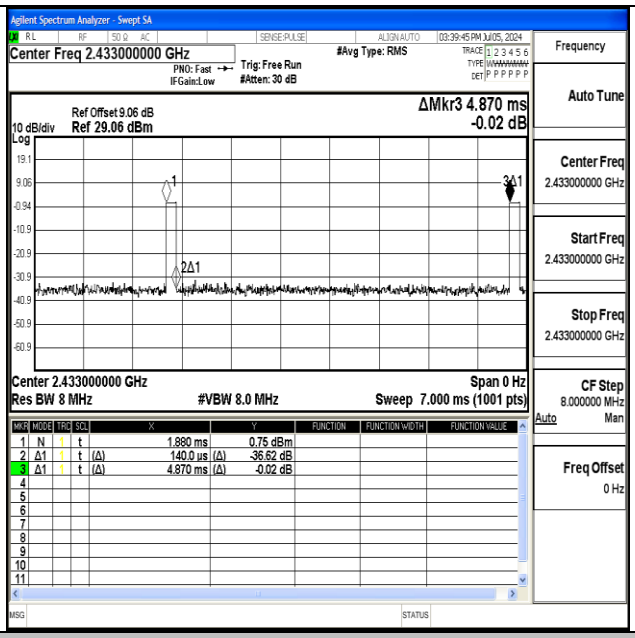

NTNV-SRD-Ant1-2433

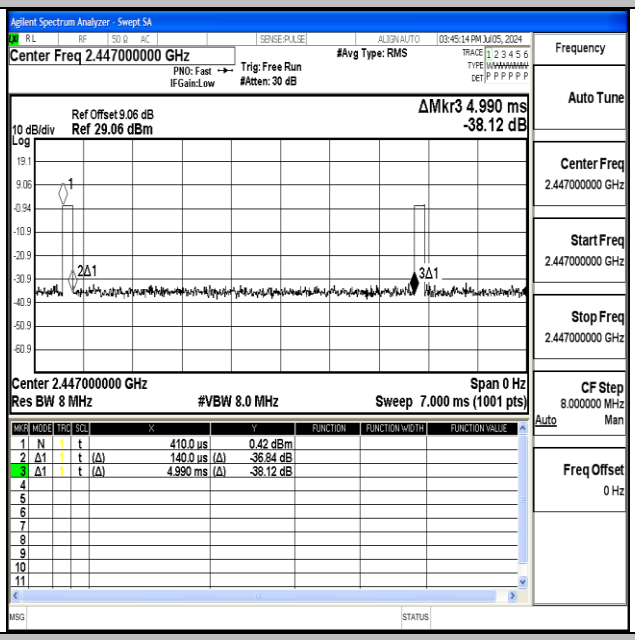

NTNV-SRD-Ant1-2447

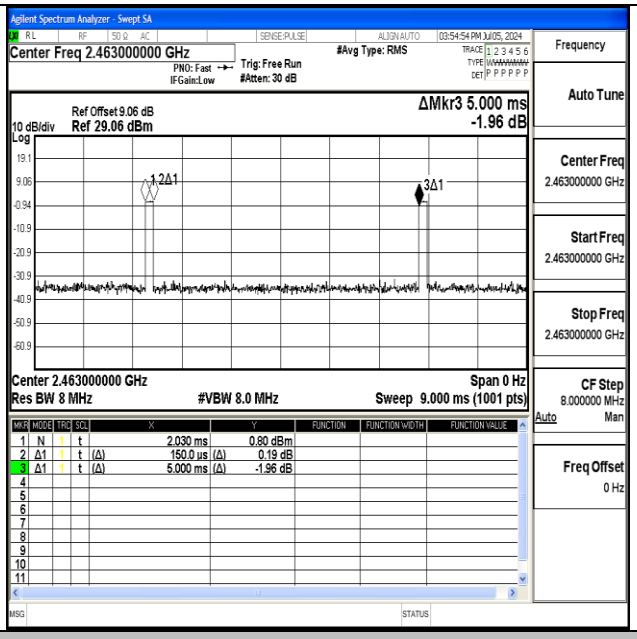

NTNV-SRD-Ant1-2463