Appendix B

Detailed Test Results

1. WIFI
WIFI 2.4GHz for Body
WIFI 5.2GHz for Body
WIFI 5.8GHz for Body

Date: 2024/6/12

Test Laboratory: LCS-SAR Lab

WIFI 2.4G 802.11b 6CH Body Rear side 0mm

DUT: Tablet PC; Type: A10; Serial: A240606132-1

Communication System: UID 0, WIFI 2.4GHz (0); Frequency: 2437 MHz;Duty Cycle: 1:1.009
Medium parameters used: f = 2437 MHz; σ = 1.766 S/m; ε_r = 38.872; ρ = 1000 kg/m^3
Phantom section: Flat Section

DASY Configuration:

- Probe: EX3DV4 - SN3805; ConvF(7.42, 7.42, 7.42); Calibrated: 2023/11/23;
- Sensor-Surface: 2mm (Mechanical Surface Detection)
- Electronics: DAE3 Sn373; Calibrated: 2024/1/3
- Phantom: ELI v5.0; Type: ELI; Serial: 2010
- DASY52 52.8.8(1222); SEMCAD X 14.6.10(7331)

Configuration/Unnamed procedure/Area Scan (11x13x1): Measurement grid: dx=12mm, dy=12mm
Maximum value of SAR (measured) = 0.910 W/kg

Configuration/Unnamed procedure/Zoom Scan (7x7x7)/Cube 0: Measurement grid: dx=5mm, dy=5mm, dz=5mm
Reference Value = 5.745 V/m; Power Drift = -0.14 dB
Peak SAR (extrapolated) = 1.11 W/kg
SAR(1 g) = 0.421W/kg; SAR(10 g) = 0.155 W/kg
Smallest distance from peaks to all points 3 dB below= 7.1 mm
Ratio of SAR at M2 to SAR at M1=47.8%
Maximum value of SAR (measured) = 0.922 W/kg

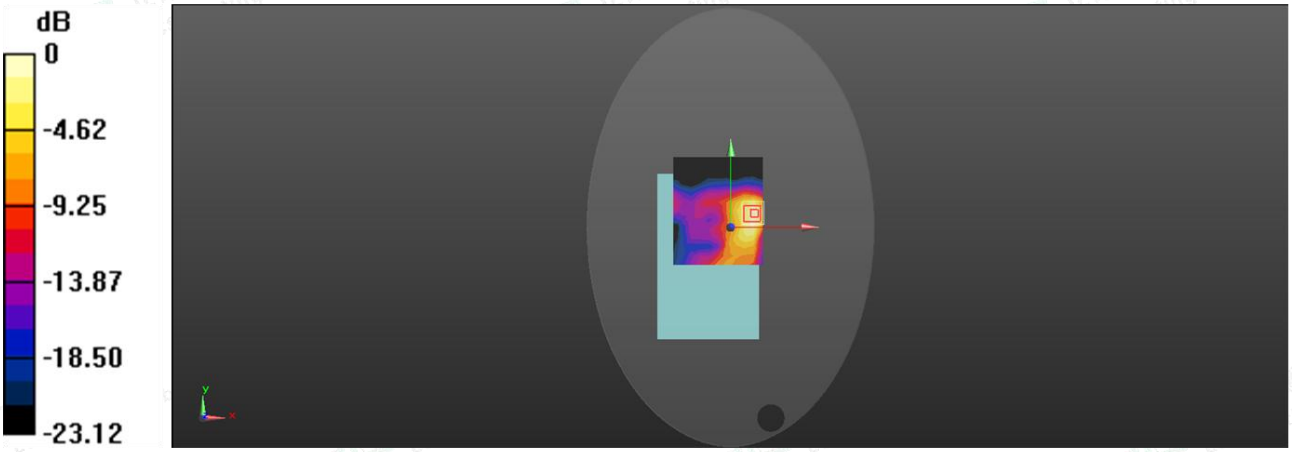

0 dB = 0.922 W/kg = -0.35 dBW/kg

Date: 2024/6/24

Test Laboratory: LCS-SAR Lab

WIFI 5.2G 802.11a 48CH Body Rear side 0mm

DUT: Tablet PC; Type: A10; Serial: A240606132-1

Communication System: UID 0, WIFI 5GHz (0); Frequency: 5240 MHz;Duty Cycle: 1:1.058
Medium parameters used: f = 5240 MHz; σ = 4.623 S/m; ε_r = 35.592; ρ = 1000 kg/m^3
Phantom section: Flat Section

DASY Configuration:

- Probe: EX3DV4 - SN3805; ConvF(5.38, 5.38, 5.38); Calibrated: 2023/11/23;
- Sensor-Surface: 2mm (Mechanical Surface Detection)
- Electronics: DAE3 Sn373; Calibrated: 2024/1/3
- Phantom: ELI v5.0; Type: ELI; Serial: 2010
- DASY52 52.8.8(1222); SEMCAD X 14.6.10(7331)

Configuration/Unnamed procedure/Area Scan (12x15x1): Measurement grid: dx=10mm, dy=10mm
Maximum value of SAR (measured) = 0.654 W/kg

Configuration/Unnamed procedure/Zoom Scan (7x7x12)/Cube 0: Measurement grid: dx=4mm, dy=4mm, dz=2mm
Reference Value = 0 V/m; Power Drift = 0.07 dB
Peak SAR (extrapolated) = 1.29 W/kg
SAR(1 g) = 0.312 W/kg; SAR(10 g) = 0.101 W/kg
Smallest distance from peaks to all points 3 dB below= 5.8mm
Ratio of SAR at M2 to SAR at M1=45.2%
Maximum value of SAR (measured) = 0.666 W/kg



0 dB = 0.666 W/kg = -1.77 dBW/kg

Date: 2024/6/24

Test Laboratory: LCS-SAR Lab

WIFI 5.8G 802.11a 149CH Body Rear side 0mm

DUT: Tablet PC; Type: A10; Serial: A240606132-1

Communication System: UID 0, WIFI 5GHz (0); Frequency: 5745 MHz;Duty Cycle: 1:1.057
Medium parameters used: f = 5745 MHz; σ = 5.232 S/m; ε_r = 35.647; ρ = 1000 kg/m^3
Phantom section: Flat Section

DASY Configuration:

- Probe: EX3DV4 - SN3805; ConvF(4.88, 4.88, 4.88); Calibrated: 2023/11/23;
- Sensor-Surface: 2mm (Mechanical Surface Detection)
- Electronics: DAE3 Sn373; Calibrated: 2024/1/3
- Phantom: ELI v5.0; Type: ELI; Serial: 2010
- DASY52 52.8.8(1222); SEMCAD X 14.6.10(7331)

Configuration/Unnamed procedure/Area Scan (12x15x1): Measurement grid: dx=10mm, dy=10mm
Maximum value of SAR (measured) = 0.915 W/kg

Configuration/Unnamed procedure/Zoom Scan (7x7x12)/Cube 0: Measurement grid: dx=4mm, dy=4mm, dz=2mm
Reference Value = 0.4212 V/m; Power Drift = 0.16 dB
Peak SAR (extrapolated) = 1.89 W/kg
SAR(1 g) = 0.411 W/kg; SAR(10 g) = 0.114 W/kg
Smallest distance from peaks to all points 3 dB below= 5.7mm
Ratio of SAR at M2 to SAR at M1=45.6%
Maximum value of SAR (measured) = 0.929 W/kg

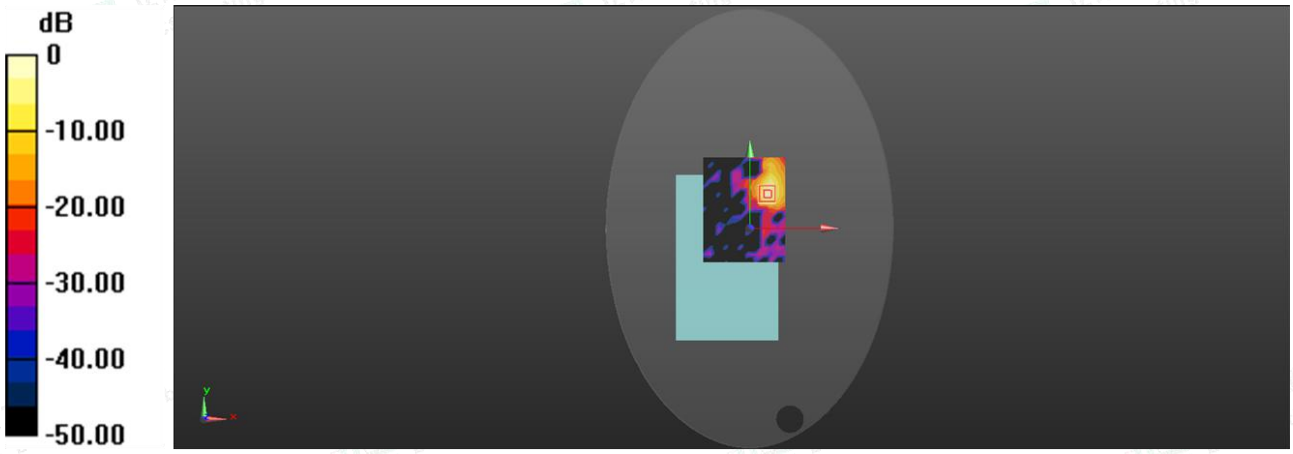

0 dB = 0.929 W/kg = -0.32 dBW/kg