Appendix B

Detailed Test Results

1. GSM
GSM850 for Head& Body
GSM1900 for Head& Body
2. WCDMA
WCDMA Band II for Head& Body
WCDMA Band IV for Head& Body
WCDMA Band V for Head& Body
3. LTE
LTE Band 7 for Head& Body
LTE Band 12 for Head& Body
LTE Band 13 for Head& Body
LTE Band 25 for Head& Body
LTE Band 26 for Head& Body
LTE Band 38 for Head& Body
LTE Band 41 for Head& Body
LTE Band 66 for Head& Body
4. WIFI
WIFI 2.4GHz for Head& Body
WIFI 5.2GHz for Head& Body
WIFI 5.3GHz for Head& Body
WIFI 5.5GHz for Head& Body
WIFI 5.8GHz for Head& Body

Date: 2024/7/1

Test Laboratory: LCS-SAR Lab

GSM 850 190CH Left Cheek

DUT: Moudel 6S; Type: Model 6s; Serial: A240628032-1

Communication System: UID 0, GSM (0); Frequency: 836.6 MHz;Duty Cycle: 1:1
Medium parameters used: f = 836.6 MHz; σ = 0.922 S/m; ε_r = 41.657; ρ = 1000 kg/m^3
Phantom section: Left Section

DASY Configuration:

- Probe: EX3DV4 - SN3805; ConvF(9.26, 9.26, 9.26); Calibrated: 2023/11/23;
- Sensor-Surface: 2mm (Mechanical Surface Detection)
- Electronics: DAE3 Sn373; Calibrated: 2024/1/3
- Phantom: SAM v5.0; Type: SAM; Serial: 1850
- DASY52 52.8.8(1222); SEMCAD X 14.6.10(7331)

Configuration/Unnamed procedure/Area Scan (8x10x1): Measurement grid: dx=15mm, dy=15mm
Maximum value of SAR (measured) = 0.238 W/kg

Configuration/Unnamed procedure/Zoom Scan (5x5x7)/Cube 0: Measurement grid: dx=8mm, dy=8mm, dz=5mm
Reference Value = 5.396 V/m; Power Drift = 0.08 dB
Peak SAR (extrapolated) = 0.260 W/kg
SAR(1 g) = 0.207 W/kg; SAR(10 g) = 0.160 W/kg
Maximum value of SAR (measured) = 0.234 W/kg



0 dB = 0.234 W/kg = -6.31 dBW/kg

Date: 2024/7/1

Test Laboratory: LCS-SAR Lab

GSM 850 GPRS 3TX 190CH Rear side 10mm

DUT: Moudel 6S; Type: Model 6s; Serial: A240628032-1

Communication System: UID 0, GPRS (0); Frequency: 836.6 MHz;Duty Cycle: 1: 2.77
Medium parameters used: f = 836.6 MHz; σ = 0.922 S/m; ε_r = 41.657; ρ = 1000 kg/m^3
Phantom section: Flat Section

DASY Configuration:

- Probe: EX3DV4 - SN3805; ConvF(9.26, 9.26, 9.26); Calibrated: 2023/11/23;
- Sensor-Surface: 2mm (Mechanical Surface Detection)
- Electronics: DAE3 Sn373; Calibrated: 2024/1/3
- Phantom: SAM v5.0; Type: SAM; Serial: 1850
- DASY52 52.8.8(1222); SEMCAD X 14.6.10(7331)

Configuration/Unnamed procedure/Area Scan (8x11x1): Measurement grid: dx=15mm, dy=15mm
Maximum value of SAR (measured) = 0.422 W/kg

Configuration/Unnamed procedure/Zoom Scan (5x5x7)/Cube 0: Measurement grid: dx=8mm, dy=8mm, dz=5mm
Reference Value = 19.80 V/m; Power Drift = -0.11 dB
Peak SAR (extrapolated) = 0.466 W/kg
SAR(1 g) = 0.340 W/kg; SAR(10 g) = 0.252 W/kg
Maximum value of SAR (measured) = 0.400 W/kg

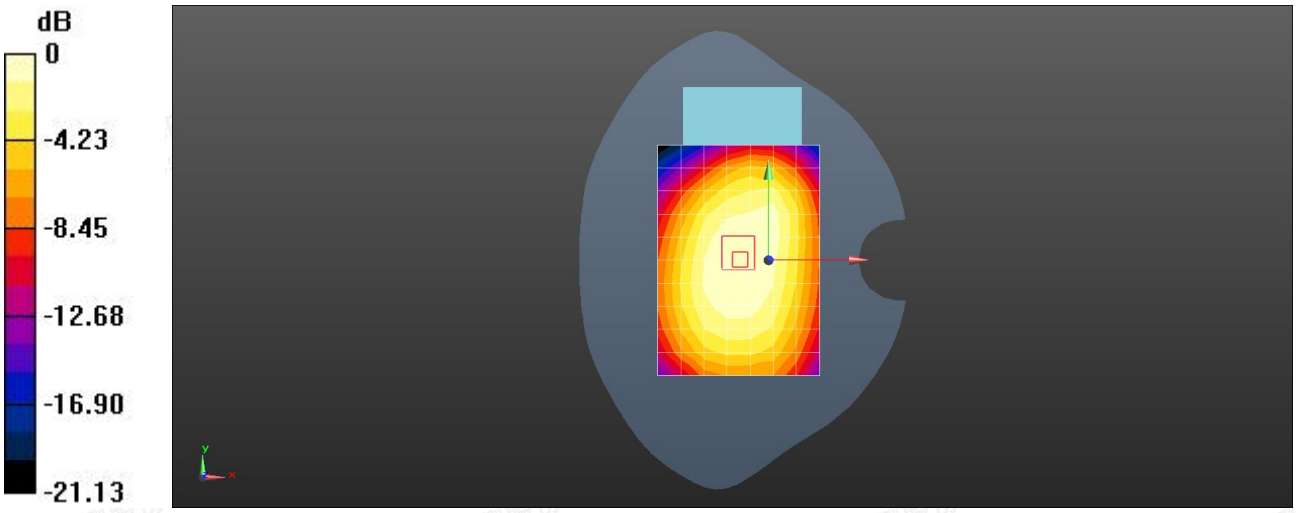

0 dB = 0.400 W/kg = -3.98 dBW/kg

Date: 2024/7/4

Test Laboratory: LCS-SAR Lab

GSM 1900 512CH Left Cheek

DUT: Moudel 6S; Type: Model 6s; Serial: A240628032-1

Communication System: UID 0, GSM (0); Frequency: 1850.2 MHz;Duty Cycle: 1:1
Medium parameters used: f = 1850.2 MHz; σ = 1.435 S/m; ε_r = 40.124; ρ = 1000 kg/m^3
Phantom section: Left Section

DASY Configuration:

- Probe: EX3DV4 - SN3805; ConvF(7.85, 7.85, 7.85); Calibrated: 2023/11/23;
- Sensor-Surface: 2mm (Mechanical Surface Detection)
- Electronics: DAE3 Sn373; Calibrated: 2024/1/3
- Phantom: SAM v5.0; Type: SAM; Serial: 1850
- DASY52 52.8.8(1222); SEMCAD X 14.6.10(7331)

Configuration/Unnamed procedure/Area Scan (8x10x1): Measurement grid: dx=15mm, dy=15mm
Maximum value of SAR (measured) = 0.0717 W/kg

Configuration/Unnamed procedure/Zoom Scan (5x5x7)/Cube 0: Measurement grid: dx=8mm, dy=8mm, dz=5mm
Reference Value = 5.362 V/m; Power Drift = -0.07 dB
Peak SAR (extrapolated) = 0.0820 W/kg
SAR(1 g) = 0.057 W/kg; SAR(10 g) = 0.036 W/kg
Maximum value of SAR (measured) = 0.0693 W/kg



0 dB = 0.0693 W/kg = -11.59 dBW/kg

Date: 2024/7/4

Test Laboratory: LCS-SAR Lab

GSM 1900 GPRS 2TX 661CH Rear side 10mm

DUT: Moudel 6S; Type: Model 6s; Serial: A240628032-1

Communication System: UID 0, GPRS (0); Frequency: 1880 MHz;Duty Cycle: 1:4.15
Medium parameters used: f = 1880 MHz; σ = 1.411 S/m; ε_r = 40.452; ρ = 1000 kg/m^3
Phantom section: Flat Section

DASY Configuration:

- Probe: EX3DV4 - SN3805; ConvF(7.85, 7.85, 7.85); Calibrated: 2023/11/23;
- Sensor-Surface: 2mm (Mechanical Surface Detection)
- Electronics: DAE3 Sn373; Calibrated: 2024/1/3
- Phantom: SAM v5.0; Type: SAM; Serial: 1850
- DASY52 52.8.8(1222); SEMCAD X 14.6.10(7331)

Configuration/Unnamed procedure/Area Scan (8x11x1): Measurement grid: dx=15mm, dy=15mm
Maximum value of SAR (measured) = 0.239 W/kg

Configuration/Unnamed procedure/Zoom Scan (5x5x7)/Cube 0: Measurement grid: dx=8mm, dy=8mm, dz=5mm
Reference Value = 11.08 V/m; Power Drift = -0.12 dB
Peak SAR (extrapolated) = 0.297 W/kg
SAR(1 g) = 0.181 W/kg; SAR(10 g) = 0.109 W/kg
Maximum value of SAR (measured) = 0.239 W/kg

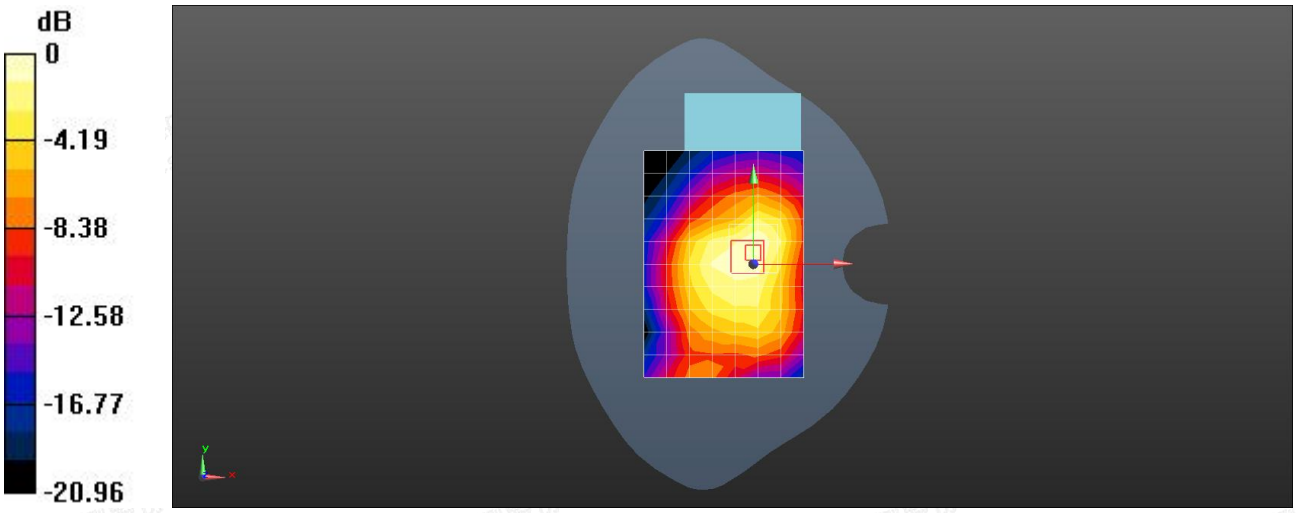

0 dB = 0.239 W/kg = -6.22 dBW/kg

Date: 2024/7/4

Test Laboratory: LCS-SAR Lab

WCDMA Band II RMC 9400CH Left Cheek

DUT: Moudel 6S; Type: Model 6s; Serial: A240628032-1

Communication System: UID 0, WCDMA (0); Frequency: 1880 MHz;Duty Cycle: 1:1
Medium parameters used: f = 1880 MHz; σ = 1.411 S/m; ε_r = 40.452; ρ = 1000 kg/m^3
Phantom section: Left Section

DASY Configuration:

- Probe: EX3DV4 - SN3805; ConvF(7.85, 7.85, 7.85); Calibrated: 2023/11/23;
- Sensor-Surface: 2mm (Mechanical Surface Detection)
- Electronics: DAE3 Sn373; Calibrated: 2024/1/3
- Phantom: SAM v5.0; Type: SAM; Serial: 1850
- DASY52 52.8.8(1222); SEMCAD X 14.6.10(7331)

Configuration/Unnamed procedure/Area Scan (8x10x1): Measurement grid: dx=15mm, dy=15mm
Maximum value of SAR (measured) = 0.156 W/kg

Configuration/Unnamed procedure/Zoom Scan (5x5x7)/Cube 0: Measurement grid: dx=8mm, dy=8mm, dz=5mm
Reference Value = 7.028 V/m; Power Drift = -0.06 dB
Peak SAR (extrapolated) = 0.183 W/kg
SAR(1 g) = 0.127 W/kg; SAR(10 g) = 0.082 W/kg
Maximum value of SAR (measured) = 0.135 W/kg



0 dB = 0.135 W/kg = -8.70 dBW/kg

Date: 2024/7/4

Test Laboratory: LCS-SAR Lab

WCDMA Band II RMC 9400CH Rear side 10mm

DUT: Moudel 6S; Type: Model 6s; Serial: A240628032-1

Communication System: UID 0, WCDMA (0); Frequency: 1880 MHz;Duty Cycle: 1:1
Medium parameters used: f = 1880 MHz; σ = 1.411 S/m; ε_r = 40.452; ρ = 1000 kg/m^3
Phantom section: Flat Section

DASY Configuration:

- Probe: EX3DV4 - SN3805; ConvF(7.85, 7.85, 7.85); Calibrated: 2023/11/23;
- Sensor-Surface: 2mm (Mechanical Surface Detection)
- Electronics: DAE3 Sn373; Calibrated: 2024/1/3
- Phantom: SAM v5.0; Type: SAM; Serial: 1850
- DASY52 52.8.8(1222); SEMCAD X 14.6.10(7331)

Configuration/Unnamed procedure/Area Scan (8x11x1): Measurement grid: dx=15mm, dy=15mm
Maximum value of SAR (measured) = 0.312 W/kg

Configuration/Unnamed procedure/Zoom Scan (5x5x7)/Cube 0: Measurement grid: dx=8mm, dy=8mm, dz=5mm
Reference Value = 12.58 V/m; Power Drift = -0.11 dB
Peak SAR (extrapolated) = 0.403 W/kg
SAR(1 g) = 0.242 W/kg; SAR(10 g) = 0.146 W/kg
Maximum value of SAR (measured) = 0.323 W/kg

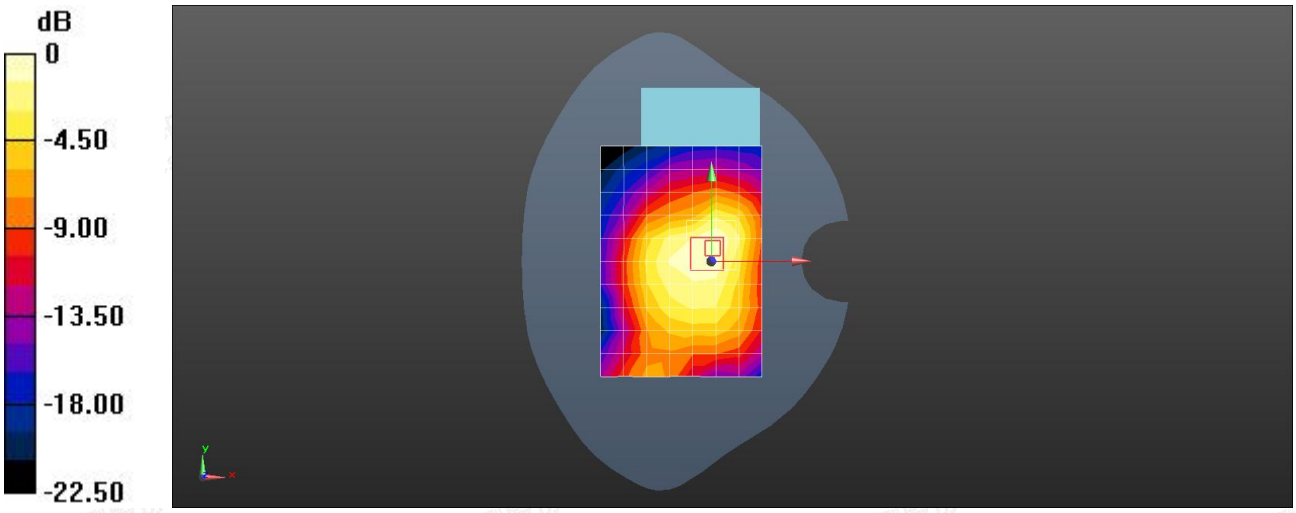

0 dB = 0.323 W/kg = -4.91 dBW/kg

Date: 2024/7/2

Test Laboratory: LCS-SAR Lab

WCDMA Band IV RCM 1312CH Left Cheek

DUT: Moudel 6S; Type: Model 6s; Serial: A240628032-1

Communication System: UID 0, WCDMA (0); Frequency: 1712.4 MHz;Duty Cycle: 1:1
Medium parameters used: f = 1712.4 MHz; σ = 1.328 S/m; ε_r = 40.122; ρ = 1000 kg/m^3
Phantom section: Left Section

DASY Configuration:

- Probe: EX3DV4 - SN3805; ConvF(8.16, 8.16, 8.16); Calibrated: 2023/11/23;
- Sensor-Surface: 2mm (Mechanical Surface Detection)
- Electronics: DAE3 Sn373; Calibrated: 2024/1/3
- Phantom: SAM v5.0; Type: SAM; Serial: 1850
- DASY52 52.8.8(1222); SEMCAD X 14.6.10(7331)

Configuration/Unnamed procedure/Area Scan (8x10x1): Measurement grid: dx=15mm, dy=15mm
Maximum value of SAR (measured) = 0.216 W/kg

Configuration/Unnamed procedure/Zoom Scan (5x5x7)/Cube 0: Measurement grid: dx=8mm, dy=8mm, dz=5mm
Reference Value = 8.540 V/m; Power Drift = -0.16 dB
Peak SAR (extrapolated) = 0.251 W/kg
SAR(1 g) = 0.175 W/kg; SAR(10 g) = 0.118 W/kg
Maximum value of SAR (measured) = 0.190 W/kg



0 dB = 0.190 W/kg = -7.21 dBW/kg

Date: 2024/7/2

Test Laboratory: LCS-SAR Lab

WCDMA Band IV RCM 1312CH Rear side 10mm

DUT: Moudel 6S; Type: Model 6s; Serial: A240628032-1

Communication System: UID 0, WCDMA (0); Frequency: 1712.4 MHz;Duty Cycle: 1:1
Medium parameters used: f = 1712.4 MHz; σ = 1.328 S/m; ε_r = 40.122; ρ = 1000 kg/m^3
Phantom section: Flat Section

DASY Configuration:

- Probe: EX3DV4 - SN3805; ConvF(8.16, 8.16, 8.16); Calibrated: 2023/11/23;
- Sensor-Surface: 2mm (Mechanical Surface Detection)
- Electronics: DAE3 Sn373; Calibrated: 2024/1/3
- Phantom: SAM v5.0; Type: SAM; Serial: 1850
- DASY52 52.8.8(1222); SEMCAD X 14.6.10(7331)

Configuration/Unnamed procedure/Area Scan (8x11x1): Measurement grid: dx=15mm, dy=15mm
Maximum value of SAR (measured) = 0.501 W/kg

Configuration/Unnamed procedure/Zoom Scan (5x5x7)/Cube 0: Measurement grid: dx=8mm, dy=8mm, dz=5mm
Reference Value = 15.58 V/m; Power Drift = -0.11 dB
Peak SAR (extrapolated) = 0.626 W/kg
SAR(1 g) = 0.408 W/kg; SAR(10 g) = 0.260 W/kg
Maximum value of SAR (measured) = 0.510 W/kg

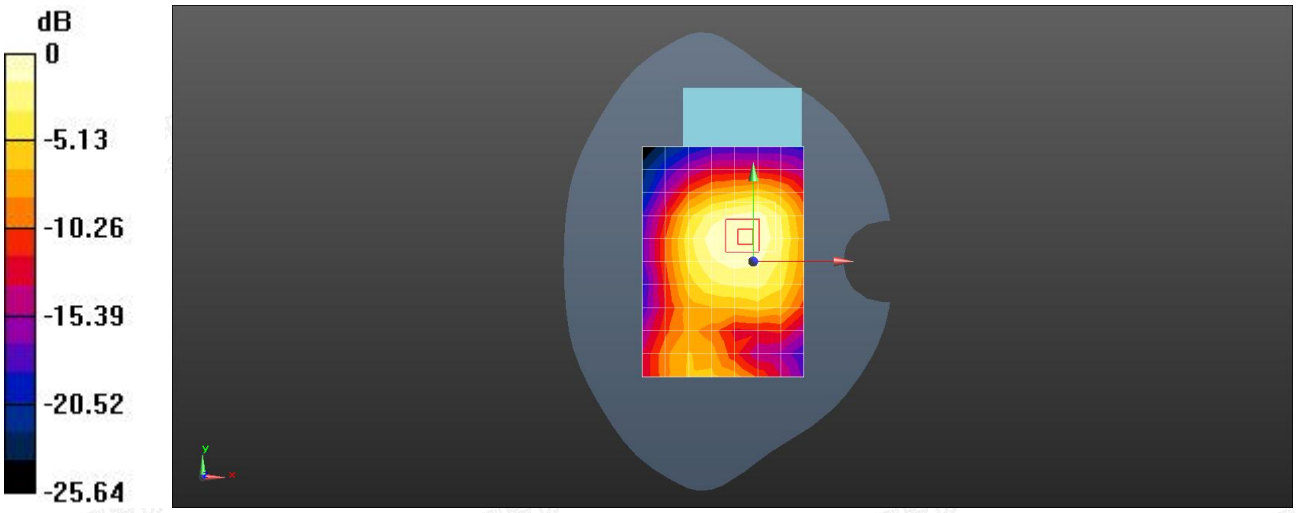

0 dB = 0.501 W/kg = -3.00 dBW/kg

Date: 2024/7/1

Test Laboratory: LCS-SAR Lab

WCDMA Band V RCM 4233CH Left Cheek

DUT: Moudel 6S; Type: Model 6s; Serial: A240628032-1

Communication System: UID 0, WCDMA (0); Frequency: 846.6 MHz;Duty Cycle: 1:1
Medium parameters used (interpolated): f = 846.6 MHz; σ = 0.921 S/m; ε_r = 41.524; ρ = 1000 kg/m^3
Phantom section: Left Section

DASY Configuration:

- Probe: EX3DV4 - SN3805; ConvF(9.26, 9.26, 9.26); Calibrated: 2023/11/23;
- Sensor-Surface: 2mm (Mechanical Surface Detection)
- Electronics: DAE3 Sn373; Calibrated: 2024/1/3
- Phantom: SAM v5.0; Type: SAM; Serial: 1850
- DASY52 52.8.8(1222); SEMCAD X 14.6.10(7331)

Configuration/Unnamed procedure/Area Scan (8x10x1): Measurement grid: dx=15mm, dy=15mm

Maximum value of SAR (measured) = 0.274 W/kg

Configuration/Unnamed procedure/Zoom Scan (5x5x7)/Cube 0: Measurement grid: dx=8mm, dy=8mm, dz=5mm
Reference Value = 6.796 V/m; Power Drift = -0.15 dB
Peak SAR (extrapolated) = 0.306 W/kg
SAR(1 g) = 0.242 W/kg; SAR(10 g) = 0.184 W/kg
Maximum value of SAR (measured) = 0.253 W/kg

0 dB = 0.253 W/kg = -5.97 dBW/kg

Date: 2024/7/1

Test Laboratory: LCS-SAR Lab

WCDMA Band V RCM 4233CH Rear side 10mm

DUT: Moudel 6S; Type: Model 6s; Serial: A240628032-1

Communication System: UID 0, WCDMA (0); Frequency: 846.6 MHz;Duty Cycle: 1:1
Medium parameters used (interpolated): f = 846.6 MHz; σ = 0.921 S/m; ε_r = 41.524; ρ = 1000 kg/m^3
Phantom section: Flat Section

DASY Configuration:

- Probe: EX3DV4 - SN3805; ConvF(9.26, 9.26, 9.26); Calibrated: 2023/11/23;
- Sensor-Surface: 2mm (Mechanical Surface Detection)
- Electronics: DAE3 Sn373; Calibrated: 2024/1/3
- Phantom: SAM v5.0; Type: SAM; Serial: 1850
- DASY52 52.8.8(1222); SEMCAD X 14.6.10(7331)

Configuration/Unnamed procedure/Area Scan (8x11x1): Measurement grid: dx=15mm, dy=15mm

Maximum value of SAR (measured) = 0.334 W/kg

Configuration/Unnamed procedure/Zoom Scan (5x5x7)/Cube 0: Measurement grid: dx=8mm, dy=8mm, dz=5mm
Reference Value = 18.36 V/m; Power Drift = -0.12 dB
Peak SAR (extrapolated) = 0.383 W/kg
SAR(1 g) = 0.288 W/kg; SAR(10 g) = 0.216 W/kg
Maximum value of SAR (measured) = 0.334 W/kg

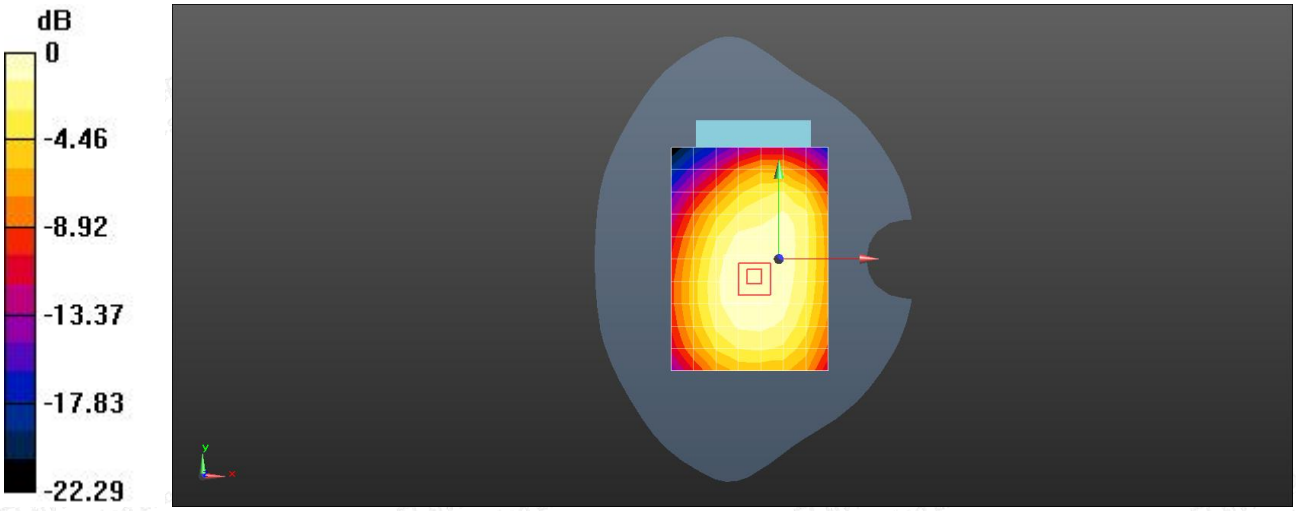

0 dB = 0.334 W/kg = -4.77 dBW/kg

Date: 2024/7/10

Test Laboratory: LCS-SAR Lab

LTE Band 7 20M QPSK 1RB49 21100CH Left Cheek

DUT: Moudel 6S; Type: Model 6s; Serial: A240628032-1

Communication System: UID 0, LTE-FDD (0); Frequency: 2535 MHz;Duty Cycle: 1:1
Medium parameters used: f = 2535 MHz; σ = 1.887 S/m; ε_r = 38.778; ρ = 1000 kg/m^3
Phantom section: Left Section

DASY Configuration:

- Probe: EX3DV4 - SN3805; ConvF(7.17, 7.17, 7.17); Calibrated: 2023/11/23;
- Sensor-Surface: 2mm (Mechanical Surface Detection)
- Electronics: DAE3 Sn373; Calibrated: 2024/1/3
- Phantom: SAM v5.0; Type: SAM; Serial: 1850
- DASY52 52.8.8(1222); SEMCAD X 14.6.10(7331)

Configuration/Unnamed procedure/Area Scan (9x12x1): Measurement grid: dx=12mm, dy=12mm
Maximum value of SAR (measured) = 0.222 W/kg

Configuration/Unnamed procedure/Zoom Scan (7x7x7)/Cube 0: Measurement grid: dx=5mm, dy=5mm, dz=5mm
Reference Value = 8.018 V/m; Power Drift = -0.10 dB
Peak SAR (extrapolated) = 0.305 W/kg
SAR(1 g) = 0.144 W/kg; SAR(10 g) = 0.076 W/kg
Maximum value of SAR (measured) = 0.222 W/kg



0 dB = 0.222 W/kg = -6.53 dBW/kg

Date: 2024/7/10

Test Laboratory: LCS-SAR Lab

LTE Band 7 20M QPSK 1RB49 21100CH Rear side 10mm

DUT: Moudel 6S; Type: Model 6s; Serial: A240628032-1

Communication System: UID 0, LTE-FDD (0); Frequency: 2535 MHz;Duty Cycle: 1:1
Medium parameters used: f = 2535 MHz; σ = 1.887 S/m; ε_r = 38.778; ρ = 1000 kg/m^3
Phantom section: Flat Section

DASY Configuration:

- Probe: EX3DV4 - SN3805; ConvF(7.17, 7.17, 7.17); Calibrated: 2023/11/23;
- Sensor-Surface: 2mm (Mechanical Surface Detection)
- Electronics: DAE3 Sn373; Calibrated: 2024/1/3
- Phantom: SAM v5.0; Type: SAM; Serial: 1850
- DASY52 52.8.8(1222); SEMCAD X 14.6.10(7331)

Configuration/Unnamed procedure/Area Scan (8x11x1): Measurement grid: dx=12mm, dy=12mm
Maximum value of SAR (measured) = 0.279 W/kg

Configuration/Unnamed procedure/Zoom Scan (7x7x7)/Cube 0: Measurement grid: dx=5mm, dy=5mm, dz=5mm
Reference Value = 11.46 V/m; Power Drift = -0.05 dB
Peak SAR (extrapolated) = 0.351 W/kg
SAR(1 g) = 0.235 W/kg; SAR(10 g) = 0.154 W/kg
Maximum value of SAR (measured) = 0.279 W/kg

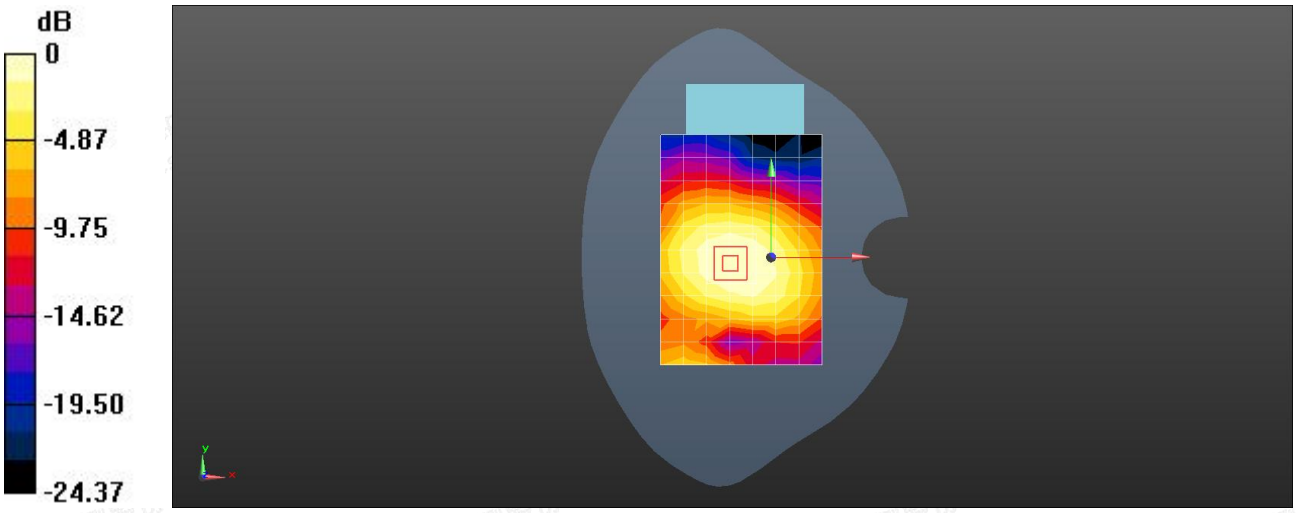

0 dB = 0.279 W/kg = -5.54 dBW/kg

Date: 2024/6/28

Test Laboratory: LCS-SAR Lab

LTE Band 12 10M QPSK 1RB24 23095CH Left Cheek

DUT: Moudel 6S; Type: Model 6s; Serial: A240628032-1

Communication System: UID 0, LTE-FDD (0); Frequency: 707.5 MHz;Duty Cycle: 1:1
Medium parameters used (interpolated): f = 707.5 MHz; σ = 0.865 S/m; ε_r = 41.474; ρ = 1000 kg/m^3
Phantom section: Left Section

DASY Configuration:

- Probe: EX3DV4 - SN3805; ConvF(9.66, 9.66, 9.66); Calibrated: 2023/11/23;
- Sensor-Surface: 2mm (Mechanical Surface Detection)
- Electronics: DAE3 Sn373; Calibrated: 2024/1/3
- Phantom: SAM v5.0; Type: SAM; Serial: 1850
- DASY52 52.8.8(1222); SEMCAD X 14.6.10(7331)

Configuration/Unnamed procedure/Area Scan (8x10x1): Measurement grid: dx=15mm, dy=15mm

Maximum value of SAR (measured) = 0.103 W/kg

Configuration/Unnamed procedure/Zoom Scan (5x5x7)/Cube 0: Measurement grid: dx=8mm, dy=8mm, dz=5mm
Reference Value = 4.863 V/m; Power Drift = -0.13 dB
Peak SAR (extrapolated) = 0.108 W/kg
SAR(1 g) = 0.089 W/kg; SAR(10 g) = 0.070 W/kg
Maximum value of SAR (measured) = 0.103 W/kg



0 dB = 0.103 W/kg = -9.87 dBW/kg

Date: 2024/6/28

Test Laboratory: LCS-SAR Lab

LTE Band 12 10M QPSK 1RB24 23095CH Rear side 10mm

DUT: Moudel 6S; Type: Model 6s; Serial: A240628032-1

Communication System: UID 0, LTE-FDD (0); Frequency: 707.5 MHz;Duty Cycle: 1:1
Medium parameters used: f = 707.5 MHz; σ = 0.865 S/m; ε_r = 41.474; ρ = 1000 kg/m^3
Phantom section: Flat Section

DASY Configuration:

- Probe: EX3DV4 - SN3805; ConvF(9.66, 9.66, 9.66); Calibrated: 2023/11/23;
- Sensor-Surface: 2mm (Mechanical Surface Detection)
- Electronics: DAE3 Sn373; Calibrated: 2024/1/3
- Phantom: SAM v5.0; Type: SAM; Serial: 1850
- DASY52 52.8.8(1222); SEMCAD X 14.6.10(7331)

Configuration/Unnamed procedure/Area Scan (8x11x1): Measurement grid: dx=15mm, dy=15mm
Maximum value of SAR (measured) = 0.123 W/kg

Configuration/Unnamed procedure/Zoom Scan (5x5x7)/Cube 0: Measurement grid: dx=8mm, dy=8mm, dz=5mm
Reference Value = 11.18 V/m; Power Drift = -0.02 dB
Peak SAR (extrapolated) = 0.127 W/kg
SAR(1 g) = 0.104 W/kg; SAR(10 g) = 0.080 W/kg
Maximum value of SAR (measured) = 0.123 W/kg

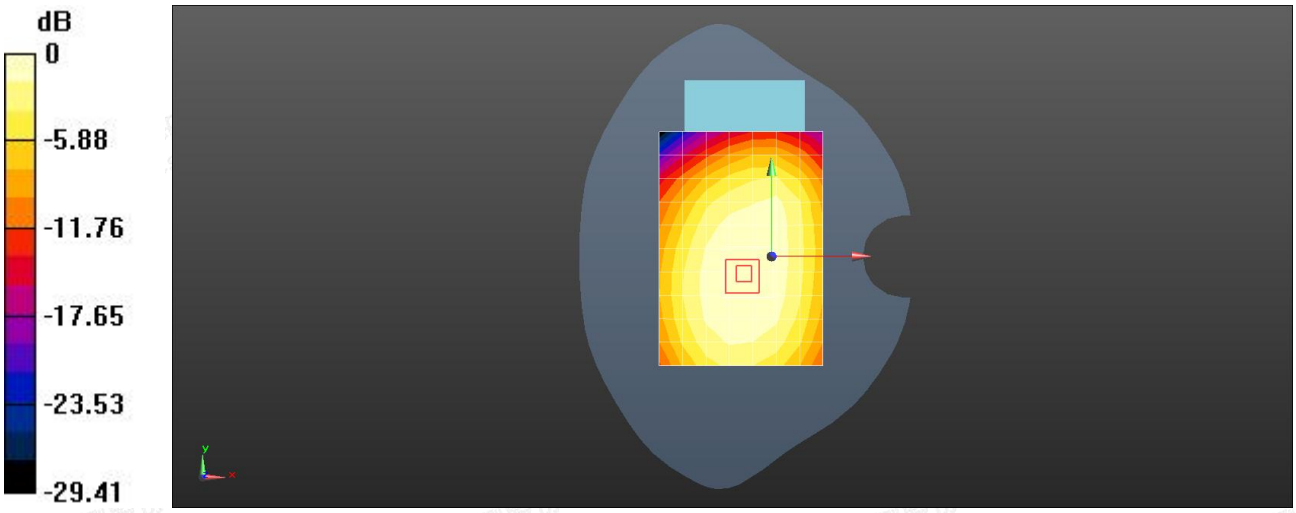

0 dB = 0.123 W/kg = -9.10 dBW/kg

Date: 2024/6/28

Test Laboratory: LCS-SAR Lab

LTE Band 13 10M QPSK 1RB0 23230CH Left Cheek

DUT: Moudel 6S; Type: Model 6s; Serial: A240628032-1

Communication System: UID 0, LTE-FDD (0); Frequency: 782 MHz;Duty Cycle: 1:1
Medium parameters used (interpolated): f = 782 MHz; σ = 0.877 S/m; ε_r = 43.254; ρ = 1000 kg/m^3
Phantom section: Left Section

DASY Configuration:

- Probe: EX3DV4 - SN3805; ConvF(9.66, 9.66, 9.66); Calibrated: 2023/11/23;
- Sensor-Surface: 2mm (Mechanical Surface Detection)
- Electronics: DAE3 Sn373; Calibrated: 2024/1/3
- Phantom: SAM v5.0; Type: SAM; Serial: 1850
- DASY52 52.8.8(1222); SEMCAD X 14.6.10(7331)

Configuration/Unnamed procedure/Area Scan (8x10x1): Measurement grid: dx=15mm, dy=15mm

Maximum value of SAR (measured) = 0.115 W/kg

Configuration/Unnamed procedure/Zoom Scan (5x5x7)/Cube 0: Measurement grid: dx=8mm, dy=8mm, dz=5mm
Reference Value = 4.754 V/m; Power Drift =0.20 dB
Peak SAR (extrapolated) = 0.163 W/kg
SAR(1 g) = 0.069 W/kg; SAR(10 g) = 0.044 W/kg
Maximum value of SAR (measured) = 0.110 W/kg



0 dB = 0.110 W/kg = -9.59 dBW/kg

Date: 2024/6/28

Test Laboratory: LCS-SAR Lab

LTE Band 13 10M QPSK 1RB0 23230CH Rear side 10mm

DUT: Moudel 6S; Type: Model 6s; Serial: A240628032-1

Communication System: UID 0, LTE-FDD (0); Frequency: 782 MHz;Duty Cycle: 1:1
Medium parameters used: f = 782 MHz; σ = 0.877 S/m; ε_r = 43.254; ρ = 1000 kg/m^3
Phantom section: Flat Section

DASY Configuration:

- Probe: EX3DV4 - SN3805; ConvF(9.66, 9.66, 9.66); Calibrated: 2023/11/23;
- Sensor-Surface: 2mm (Mechanical Surface Detection)
- Electronics: DAE3 Sn373; Calibrated: 2024/1/3
- Phantom: SAM v5.0; Type: SAM; Serial: 1850
- DASY52 52.8.8(1222); SEMCAD X 14.6.10(7331)

Configuration/Unnamed procedure/Area Scan (8x11x1): Measurement grid: dx=15mm, dy=15mm
Maximum value of SAR (measured) = 0.162 W/kg

Configuration/Unnamed procedure/Zoom Scan (5x5x7)/Cube 0: Measurement grid: dx=8mm, dy=8mm, dz=5mm
Reference Value = 11.36 V/m; Power Drift = 0.15 dB
Peak SAR (extrapolated) = 0.127 W/kg
SAR(1 g) = 0.097 W/kg; SAR(10 g) = 0.056 W/kg
Maximum value of SAR (measured) = 0.155 W/kg

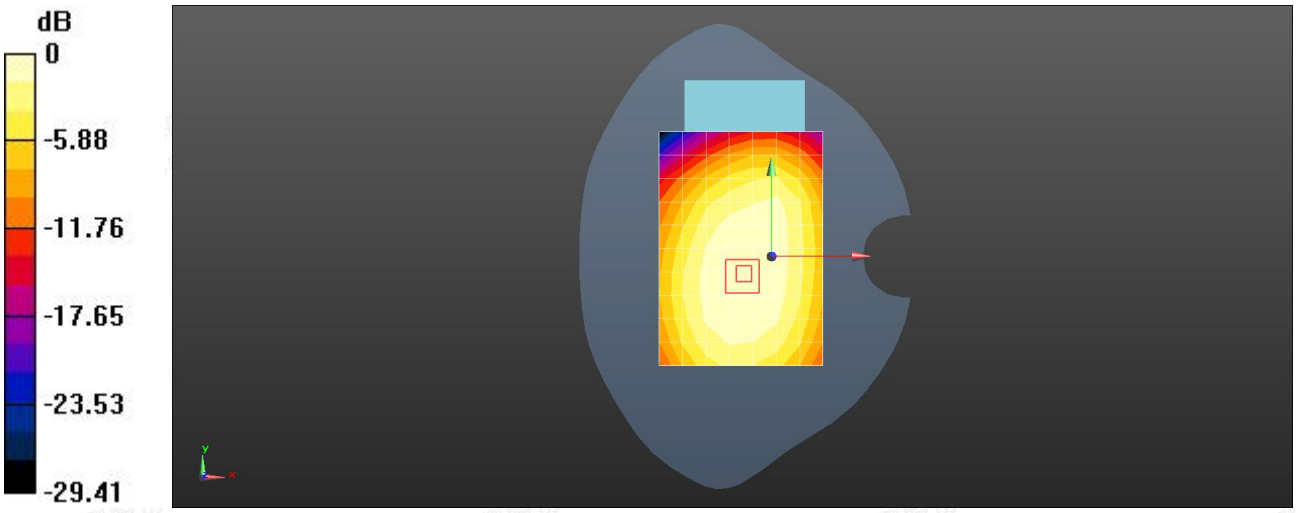

0 dB = 0.155 W/kg = -8.10 dBW/kg

Date: 2024/7/4

Test Laboratory: LCS-SAR Lab

LTE Band 25 20M QPSK 1RB49 26590CH Left Cheek

DUT: Moudel 6S; Type: Model 6s; Serial: A240628032-1

Communication System: UID 0, LTE-FDD (0); Frequency: 1905 MHz;Duty Cycle: 1:1
Medium parameters used: f = 1905 MHz; σ = 1.389 S/m; ε_r = 40.110; ρ = 1000 kg/m^3
Phantom section: Left Section

DASY Configuration:

- Probe: EX3DV4 - SN3805; ConvF(7.85, 7.85, 7.85); Calibrated: 2023/11/23;
- Sensor-Surface: 2mm (Mechanical Surface Detection)
- Electronics: DAE3 Sn373; Calibrated: 2024/1/3
- Phantom: SAM v5.0; Type: SAM; Serial: 1850
- DASY52 52.8.8(1222); SEMCAD X 14.6.10(7331)

Configuration/Unnamed procedure/Area Scan (8x10x1): Measurement grid: dx=15mm, dy=15mm
Maximum value of SAR (measured) = 0.231 W/kg

Configuration/Unnamed procedure/Zoom Scan (5x5x7)/Cube 0: Measurement grid: dx=8mm, dy=8mm, dz=5mm
Reference Value = 8.599 V/m; Power Drift = -0.04 dB
Peak SAR (extrapolated) = 0.278 W/kg
SAR(1 g) = 0.187 W/kg; SAR(10 g) = 0.119 W/kg
Maximum value of SAR (measured) = 0.231 W/kg



0 dB = 0.231 W/kg = -6.36 dBW/kg

Date: 2024/7/4

Test Laboratory: LCS-SAR Lab

LTE Band 25 20M QPSK 1RB49 26590CH Rear side 10mm

DUT: Moudel 6S; Type: Model 6s; Serial: A240628032-1

Communication System: UID 0, LTE-FDD (0); Frequency: 1905 MHz;Duty Cycle: 1:1
Medium parameters used: f = 1905 MHz; σ = 1.389 S/m; ε_r = 40.110; ρ = 1000 kg/m^3
Phantom section: Flat Section

DASY Configuration:

- Probe: EX3DV4 - SN3805; ConvF(7.85, 7.85, 7.85); Calibrated: 2023/11/23;
- Sensor-Surface: 2mm (Mechanical Surface Detection)
- Electronics: DAE3 Sn373; Calibrated: 2024/1/3
- Phantom: SAM v5.0; Type: SAM; Serial: 1850
- DASY52 52.8.8(1222); SEMCAD X 14.6.10(7331)

Configuration/Unnamed procedure/Area Scan (8x11x1): Measurement grid: dx=15mm, dy=15mm
Maximum value of SAR (measured) = 0.354 W/kg

Configuration/Unnamed procedure/Zoom Scan (5x5x7)/Cube 0: Measurement grid: dx=8mm, dy=8mm, dz=5mm
Reference Value = 12.76 V/m; Power Drift = -0.19 dB
Peak SAR (extrapolated) = 0.478 W/kg
SAR(1 g) = 0.289 W/kg; SAR(10 g) = 0.175 W/kg
Maximum value of SAR (measured) = 0.354 W/kg

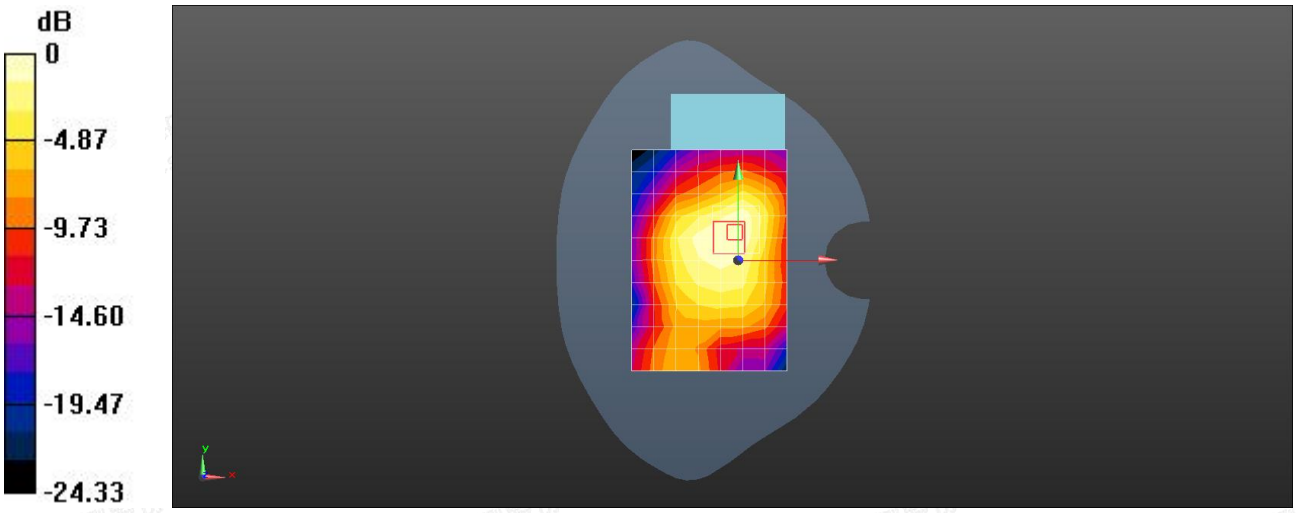

0 dB = 0.354 W/kg = -4.51 dBW/kg

Date: 2024/7/1

Test Laboratory: LCS-SAR Lab

LTE Band 26 10M QPSK 1RB0 26740CH Left Cheek

DUT: Moudel 6S; Type: Model 6s; Serial: A240628032-1

Communication System: UID 0, LTE-FDD (0); Frequency: 819 MHz;Duty Cycle: 1:1
Medium parameters used: f = 819 MHz; σ = 0.896 S/m; ε_r = 41.224; ρ = 1000 kg/m^3
Phantom section: Left Section

DASY Configuration:

- Probe: EX3DV4 - SN3805; ConvF(9.26, 9.26, 9.26); Calibrated: 2023/11/23;
- Sensor-Surface: 2mm (Mechanical Surface Detection)
- Electronics: DAE3 Sn373; Calibrated: 2024/1/3
- Phantom: SAM v5.0; Type: SAM; Serial: 1850
- DASY52 52.8.8(1222); SEMCAD X 14.6.10(7331)

Configuration/Unnamed procedure/Area Scan (8x10x1): Measurement grid: dx=15mm, dy=15mm
Maximum value of SAR (measured) = 0.284 W/kg

Configuration/Unnamed procedure/Zoom Scan (5x5x7)/Cube 0: Measurement grid: dx=8mm, dy=8mm, dz=5mm
Reference Value = 5.825 V/m; Power Drift = -0.10 dB
Peak SAR (extrapolated) = 0.329 W/kg
SAR(1 g) = 0.255 W/kg; SAR(10 g) = 0.194 W/kg
Maximum value of SAR (measured) = 0.284 W/kg



0 dB = 0.284 W/kg = -5.46 dBW/kg

Date: 2024/7/1

Test Laboratory: LCS-SAR Lab

LTE Band 26 10M QPSK 1RB0 26740CH Rear side 10mm

DUT: Moudel 6S; Type: Model 6s; Serial: A240628032-1

Communication System: UID 0, LTE-FDD (0); Frequency: 819 MHz;Duty Cycle: 1:1
Medium parameters used: f = 819 MHz; σ = 0.896 S/m; ε_r = 41.224; ρ = 1000 kg/m^3
Phantom section: Flat Section

DASY Configuration:

- Probe: EX3DV4 - SN3805; ConvF(9.26, 9.26, 9.26); Calibrated: 2023/11/23;
- Sensor-Surface: 2mm (Mechanical Surface Detection)
- Electronics: DAE3 Sn373; Calibrated: 2024/1/3
- Phantom: SAM v5.0; Type: SAM; Serial: 1850
- DASY52 52.8.8(1222); SEMCAD X 14.6.10(7331)

Configuration/Unnamed procedure/Area Scan (8x11x1): Measurement grid: dx=15mm, dy=15mm
Maximum value of SAR (measured) = 0.356 W/kg

Configuration/Unnamed procedure/Zoom Scan (5x5x7)/Cube 0: Measurement grid: dx=8mm, dy=8mm, dz=5mm
Reference Value = 18.65 V/m; Power Drift = -0.18 dB
Peak SAR (extrapolated) = 0.379 W/kg
SAR(1 g) = 0.303 W/kg; SAR(10 g) = 0.229 W/kg
Maximum value of SAR (measured) = 0.356 W/kg

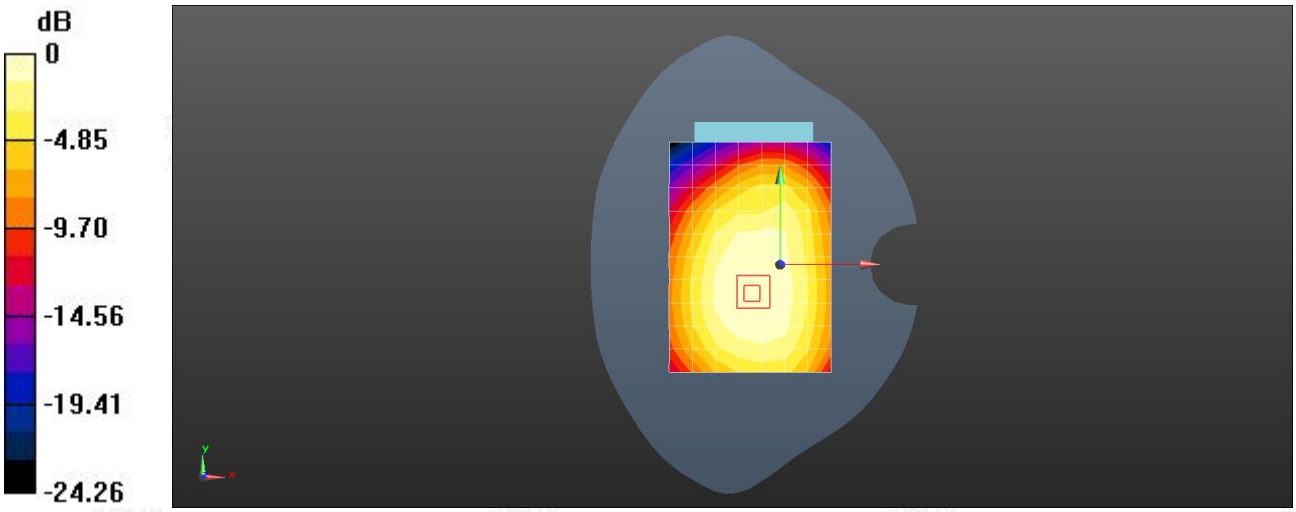

0 dB = 0.356 W/kg = -4.48 dBW/kg

Date: 2024/7/10

Test Laboratory: LCS-SAR Lab

LTE Band 38 20M QPSK 100RB0 38150CH Left Cheek

DUT: Moudel 6S; Type: Model 6s; Serial: A240628032-1

Communication System: UID 0, LTE-FDD (0); Frequency: 2610 MHz;Duty Cycle: 1:1
Medium parameters used: f = 2610 MHz; σ = 1.996 S/m; ε_r = 40.652; ρ = 1000 kg/m^3
Phantom section: Left Section

DASY Configuration:

- Probe: EX3DV4 - SN3805; ConvF(7.17, 7.17, 7.17); Calibrated: 2023/11/23;
- Sensor-Surface: 2mm (Mechanical Surface Detection)
- Electronics: DAE3 Sn373; Calibrated: 2024/1/3
- Phantom: SAM v5.0; Type: SAM; Serial: 1850
- DASY52 52.8.8(1222); SEMCAD X 14.6.10(7331)

Configuration/Unnamed procedure/Area Scan (8x10x1): Measurement grid: dx=12mm, dy=12mm
Maximum value of SAR (measured) = 0.341 W/kg

Configuration/Unnamed procedure/Zoom Scan (7x7x7)/Cube 0: Measurement grid: dx=5mm, dy=5mm, dz=5mm
Reference Value = 10.17 V/m; Power Drift = -0.17 dB
Peak SAR (extrapolated) = 0.444 W/kg
SAR(1 g) = 0.235 W/kg; SAR(10 g) = 0.126 W/kg
Maximum value of SAR (measured) = 0.341 W/kg



0 dB = 0.341 W/kg = -4.67 dBW/kg

Date: 2024/7/10

Test Laboratory: LCS-SAR Lab

LTE Band 38 20M QPSK 100RB0 38150CH Rear side 10mm

DUT: Moudel 6S; Type: Model 6s; Serial: A240628032-1

Communication System: UID 0, LTE-FDD (0); Frequency: 2610 MHz;Duty Cycle: 1:1
Medium parameters used: f = 2610 MHz; σ = 1.996 S/m; ε_r = 40.652; ρ = 1000 kg/m^3
Phantom section: Flat Section

DASY Configuration:

- Probe: EX3DV4 - SN3805; ConvF(7.17, 7.17, 7.17); Calibrated: 2023/11/23;
- Sensor-Surface: 2mm (Mechanical Surface Detection)
- Electronics: DAE3 Sn373; Calibrated: 2024/1/3
- Phantom: SAM v5.0; Type: SAM; Serial: 1850
- DASY52 52.8.8(1222); SEMCAD X 14.6.10(7331)

Configuration/Unnamed procedure/Area Scan (8x11x1): Measurement grid: dx=12mm, dy=12mm
Maximum value of SAR (measured) = 0.155 W/kg

Configuration/Unnamed procedure/Zoom Scan (7x7x7)/Cube 0: Measurement grid: dx=5mm, dy=5mm, dz=5mm
Reference Value = 12.34 V/m; Power Drift = -0.05 dB
Peak SAR (extrapolated) = 0.164 W/kg
SAR(1 g) = 0.185 W/kg; SAR(10 g) = 0.163 W/kg
Maximum value of SAR (measured) = 0.155 W/kg

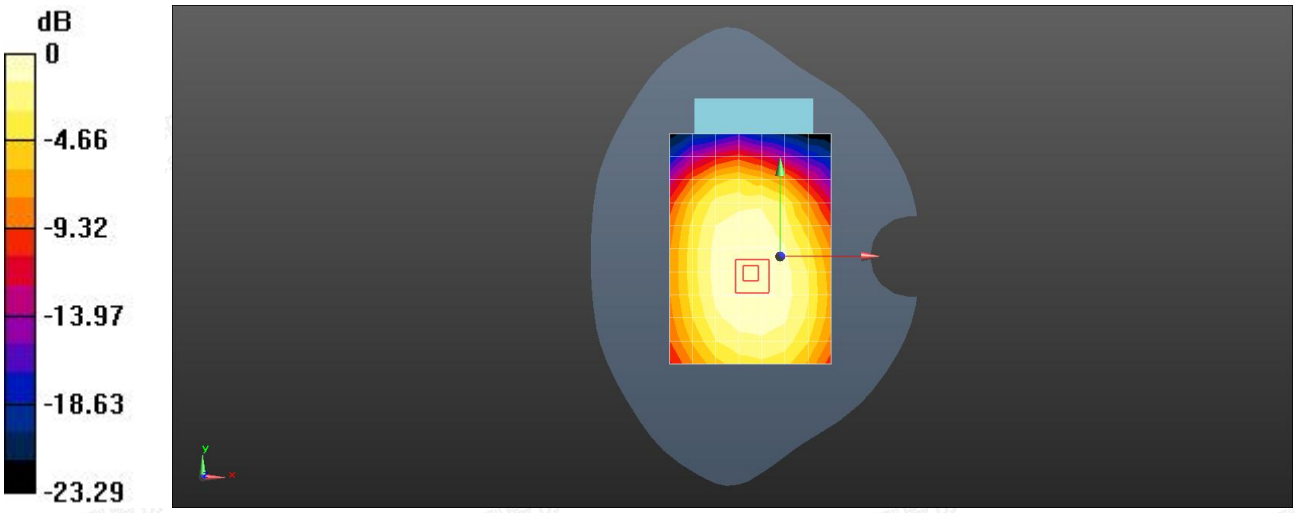

0 dB = 0.155 W/kg = -8.08 dBW/kg

Date: 2024/7/10

Test Laboratory: LCS-SAR Lab

LTE Band 41 20M QPSK 1RB99 39750CH Left Cheek

DUT: Moudel 6S; Type: Model 6s; Serial: A240628032-1

Communication System: UID 0, LTE-TDD (0); Frequency: 2506 MHz;Duty Cycle: 1:1
Medium parameters used: f = 2506 MHz; σ = 1.944 S/m; ε_r = 39.181; ρ = 1000 kg/m^3
Phantom section: Left Section

DASY Configuration:

- Probe: EX3DV4 - SN3805; ConvF(7.17, 7.17, 7.17); Calibrated: 2023/11/23;
- Sensor-Surface: 2mm (Mechanical Surface Detection)
- Electronics: DAE3 Sn373; Calibrated: 2024/1/3
- Phantom: SAM v5.0; Type: SAM; Serial: 1850
- DASY52 52.8.8(1222); SEMCAD X 14.6.10(7331)

Configuration/Unnamed procedure/Area Scan (8x10x1): Measurement grid: dx=12mm, dy=12mm
Maximum value of SAR (measured) = 0.0838 W/kg

Configuration/Unnamed procedure/Zoom Scan (7x7x7)/Cube 0: Measurement grid: dx=5mm, dy=5mm, dz=5mm
Reference Value = 4.428 V/m; Power Drift = -0.08 dB
Peak SAR (extrapolated) = 0.214 W/kg
SAR(1 g) = 0.089 W/kg; SAR(10 g) = 0.039 W/kg
Maximum value of SAR (measured) = 0.149 W/kg



0 dB = 0.149 W/kg = -8.27 dBW/kg

Date: 2024/7/10

Test Laboratory: LCS-SAR Lab

LTE Band 41 20M QPSK 1RB99 39750CH Rear side 10mm

DUT: Moudel 6S; Type: Model 6s; Serial: A240628032-1

Communication System: UID 0, LTE-TDD (0); Frequency: 2506 MHz;Duty Cycle: 1:1
Medium parameters used: f = 2506 MHz; σ = 1.944 S/m; ε_r = 39.181; ρ = 1000 kg/m^3
Phantom section: Flat Section

DASY Configuration:

- Probe: EX3DV4 - SN3805; ConvF(7.17, 7.17, 7.17); Calibrated: 2023/11/23;
- Sensor-Surface: 2mm (Mechanical Surface Detection)
- Electronics: DAE3 Sn373; Calibrated: 2024/1/3
- Phantom: SAM v5.0; Type: SAM; Serial: 1850
- DASY52 52.8.8(1222); SEMCAD X 14.6.10(7331)

Configuration/Unnamed procedure/Area Scan (9x13x1): Measurement grid: dx=12mm, dy=12mm
Maximum value of SAR (measured) = 0.142 W/kg

Configuration/Unnamed procedure/Zoom Scan (7x7x7)/Cube 0: Measurement grid: dx=5mm, dy=5mm, dz=5mm
Reference Value = 4.436 V/m; Power Drift = -0.14 dB
Peak SAR (extrapolated) = 0.189 W/kg
SAR(1 g) = 0.101 W/kg; SAR(10 g) = 0.054 W/kg
Maximum value of SAR (measured) = 0.142 W/kg

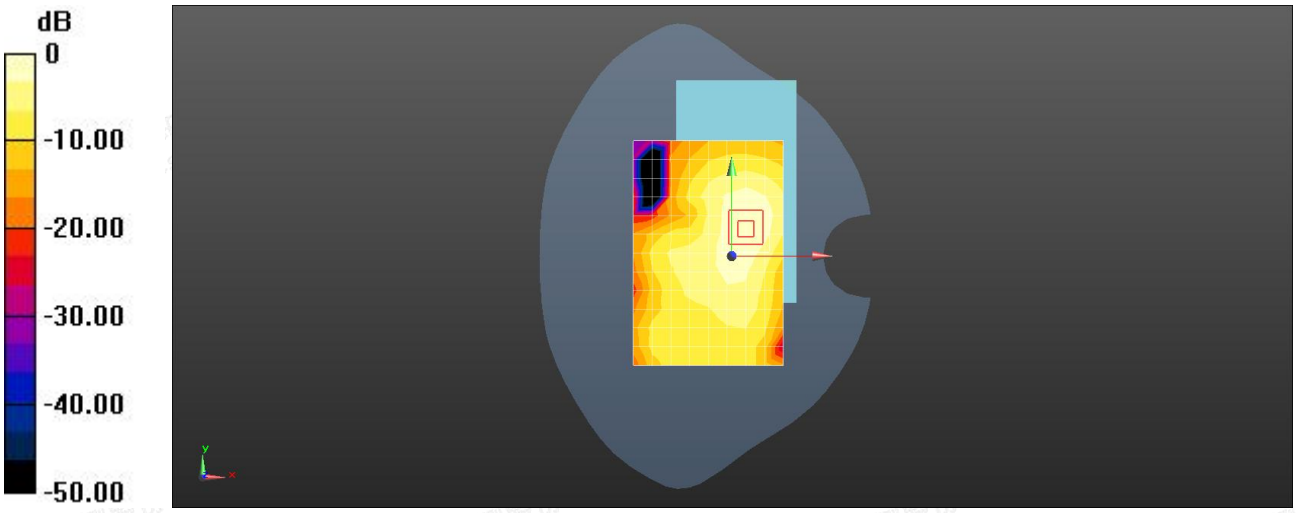

0 dB = 0.142 W/kg = -8.47 dBW/kg

Date: 2024/7/2

Test Laboratory: LCS-SAR Lab

LTE Band 66 20M QPSK 1RB99 132072CH Left Cheek

DUT: Moudel 6S; Type: Model 6s; Serial: A240628032-1

Communication System: UID 0, LTE-FDD (0); Frequency: 1720 MHz;Duty Cycle: 1:1
Medium parameters used: f = 1720 MHz; σ = 1.415 S/m; ε_r = 40.031; ρ = 1000 kg/m^3
Phantom section: Left Section

DASY Configuration:

- Probe: EX3DV4 - SN3805; ConvF(8.16, 8.16, 8.16); Calibrated: 2023/11/23;
- Sensor-Surface: 2mm (Mechanical Surface Detection)
- Electronics: DAE3 Sn373; Calibrated: 2024/1/3
- Phantom: SAM v5.0; Type: SAM; Serial: 1850
- DASY52 52.8.8(1222); SEMCAD X 14.6.10(7331)

Configuration/Unnamed procedure/Area Scan (8x10x1): Measurement grid: dx=15mm, dy=15mm
Maximum value of SAR (measured) = 0.0717 W/kg

Configuration/Unnamed procedure/Zoom Scan (5x5x7)/Cube 0: Measurement grid: dx=8mm, dy=8mm, dz=5mm
Reference Value = 5.362 V/m; Power Drift = -0.17 dB
Peak SAR (extrapolated) = 0.0820 W/kg
SAR(1 g) = 0.107 W/kg; SAR(10 g) = 0.066 W/kg
Maximum value of SAR (measured) = 0.0717 W/kg



0 dB = 0.0717 W/kg = -11.44 dBW/kg

Date: 2024/7/2

Test Laboratory: LCS-SAR Lab

LTE Band 66 20M QPSK 1RB99 132072CH Rear side 10mm

DUT: Moudel 6S; Type: Model 6s; Serial: A240628032-1

Communication System: UID 0, LTE-FDD (0); Frequency: 1720 MHz;Duty Cycle: 1:1
Medium parameters used: f = 1720 MHz; σ = 1.415 S/m; ε_r = 40.031; ρ = 1000 kg/m^3
Phantom section: Flat Section

DASY Configuration:

- Probe: EX3DV4 - SN3805; ConvF(8.16, 8.16, 8.16); Calibrated: 2023/11/23;
- Sensor-Surface: 2mm (Mechanical Surface Detection)
- Electronics: DAE3 Sn373; Calibrated: 2024/1/3
- Phantom: SAM v5.0; Type: SAM; Serial: 1850
- DASY52 52.8.8(1222); SEMCAD X 14.6.10(7331)

Configuration/Unnamed procedure/Area Scan (8x11x1): Measurement grid: dx=15mm, dy=15mm
Maximum value of SAR (measured) = 0.239 W/kg

Configuration/Unnamed procedure/Zoom Scan (5x5x7)/Cube 0: Measurement grid: dx=8mm, dy=8mm, dz=5mm
Reference Value = 11.08 V/m; Power Drift = -0.12 dB
Peak SAR (extrapolated) = 0.297 W/kg
SAR(1 g) = 0.145 W/kg; SAR(10 g) = 0.078 W/kg
Maximum value of SAR (measured) = 0.239 W/kg

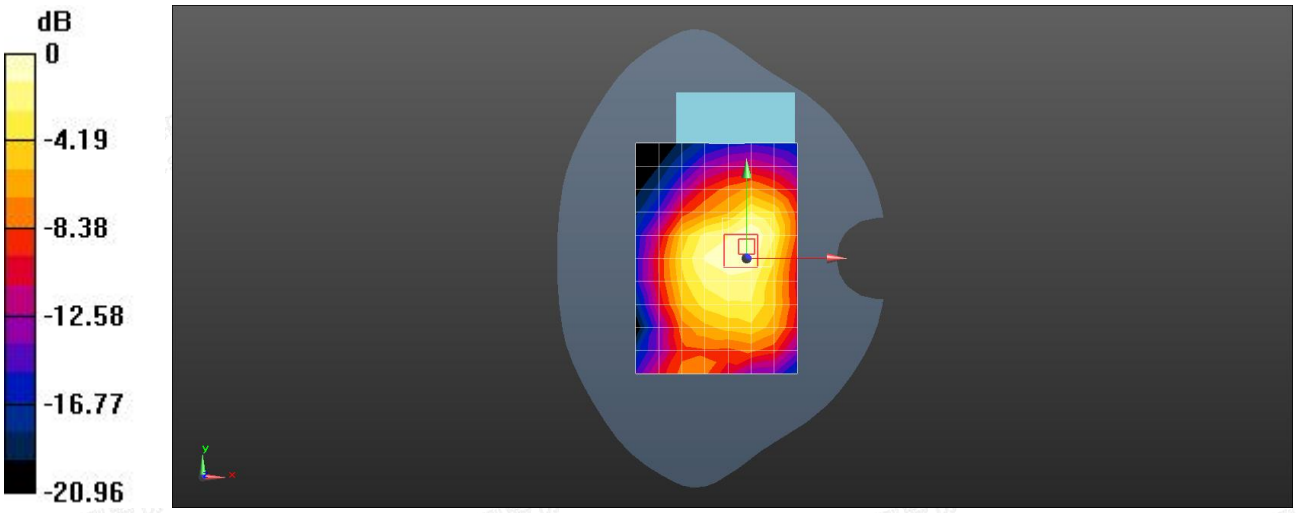

0 dB = 0.239 W/kg = -6.22 dBW/kg

Date: 2024/7/8

Test Laboratory: LCS-SAR Lab

WIFI 2.4G 802.11b 6CH Left Cheek

DUT: Moudel 6S; Type: Model 6s; Serial: A240628032-1

Communication System: UID 0, WIFI 2.4GHz (0); Frequency: 2437 MHz;Duty Cycle: 1:1.008
Medium parameters used: f = 2437 MHz; σ = 1.785 S/m; ε_r = 38.807; ρ = 1000 kg/m^3
Phantom section: Left Section

DASY Configuration:

- Probe: EX3DV4 - SN3805; ConvF(7.42, 7.42, 7.42); Calibrated: 2023/11/23;
- Sensor-Surface: 2mm (Mechanical Surface Detection)
- Electronics: DAE3 Sn373; Calibrated: 2024/1/3
- Phantom: SAM v5.0; Type: SAM; Serial: 1850
- DASY52 52.8.8(1222); SEMCAD X 14.6.10(7331)

Configuration/Unnamed procedure/Area Scan (9x12x1): Measurement grid: dx=12mm, dy=12mm
Maximum value of SAR (measured) = 0.326 W/kg

Configuration/Unnamed procedure/Zoom Scan (7x7x7)/Cube 0: Measurement grid: dx=5mm, dy=5mm, dz=5mm
Reference Value = 10.66 V/m; Power Drift = 0.02 dB
Peak SAR (extrapolated) = 0.448 W/kg
SAR(1 g) = 0.215 W/kg; SAR(10 g) = 0.094 W/kg
Maximum value of SAR (measured) = 0.326 W/kg

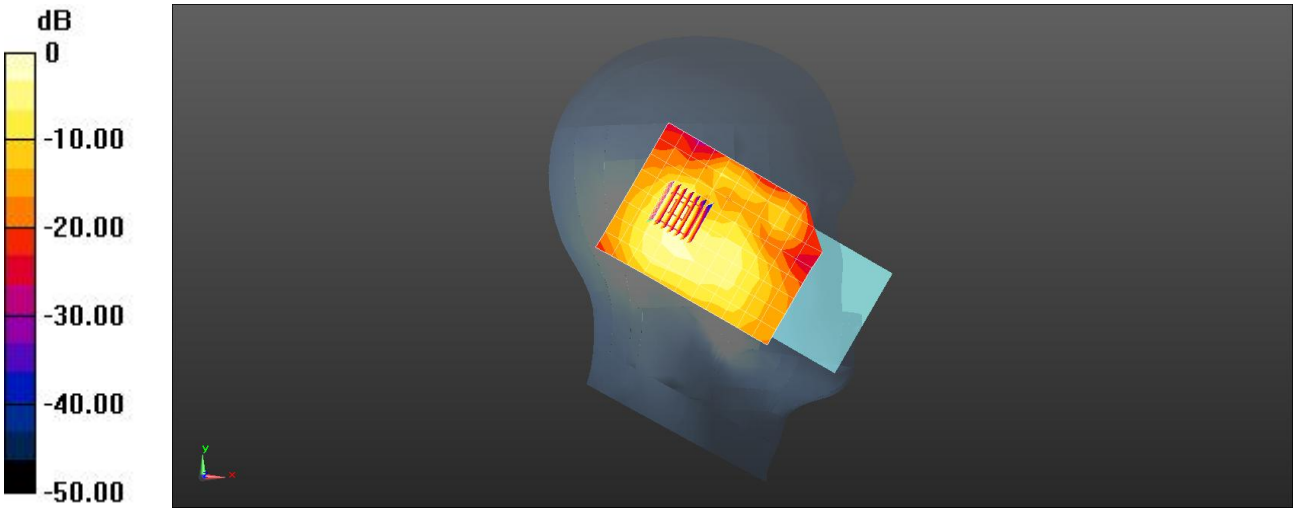

0 dB = 0.326 W/kg = -4.87 dBW/kg

Date: 2024/7/8

Test Laboratory: LCS-SAR Lab

WIFI 2.4G 802.11b 6CH Rear side 10mm

DUT: Moudel 6S; Type: Model 6s; Serial: A240628032-1

Communication System: UID 0, WIFI 2.4GHz (0); Frequency: 2437 MHz;Duty Cycle: 1:1.008
Medium parameters used: f = 2437 MHz; σ = 1.785 S/m; ε_r = 38.807; ρ = 1000 kg/m^3
Phantom section: Flat Section

DASY Configuration:

- Probe: EX3DV4 - SN3805; ConvF(7.42, 7.42, 7.42); Calibrated: 2023/11/23;
- Sensor-Surface: 2mm (Mechanical Surface Detection)
- Electronics: DAE3 Sn373; Calibrated: 2024/1/3
- Phantom: SAM v5.0; Type: SAM; Serial: 1850
- DASY52 52.8.8(1222); SEMCAD X 14.6.10(7331)

Configuration/Unnamed procedure/Area Scan (8x11x1): Measurement grid: dx=12mm, dy=12mm
Maximum value of SAR (measured) = 0.481 W/kg

Configuration/Unnamed procedure/Zoom Scan (7x7x7)/Cube 0: Measurement grid: dx=5mm, dy=5mm, dz=5mm
Reference Value = 5.476 V/m; Power Drift = 0.05 dB
Peak SAR (extrapolated) = 0.732 W/kg
SAR(1 g) = 0.390 W/kg; SAR(10 g) = 0.191 W/kg
Maximum value of SAR (measured) = 0.481 W/kg

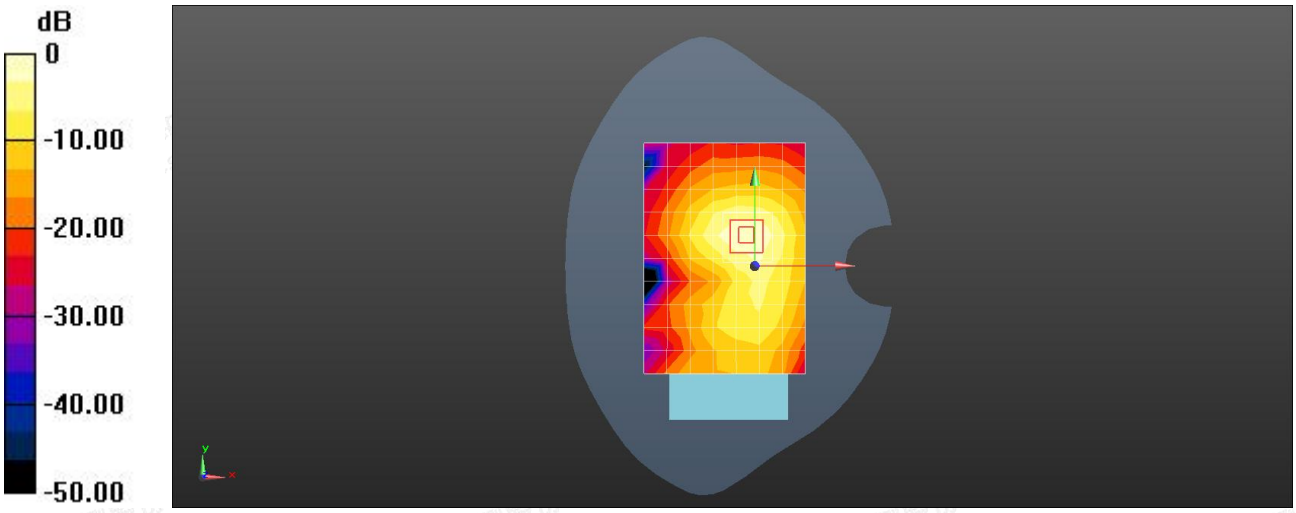

0 dB = 0.481 W/kg = -3.17 dBW/kg

Date: 2024/7/15

Test Laboratory: LCS-SAR Lab

WIFI 5.2G 802.11a 40CH Left Cheek

DUT: Moudel 6S; Type: Model 6s; Serial: A240628032-1

Communication System: UID 0, WIFI 5GHz (0); Frequency: 5200 MHz;Duty Cycle: 1:1.057
Medium parameters used: f = 5200 MHz; σ = 4.846 S/m; ε_r = 36.885; ρ = 1000 kg/m^3
Phantom section: Left Section

DASY Configuration:

- Probe: EX3DV4 - SN3805; ConvF(5.38, 5.38, 5.38); Calibrated: 2023/11/23;
- Sensor-Surface: 2mm (Mechanical Surface Detection)
- Electronics: DAE3 Sn373; Calibrated: 2024/1/3
- Phantom: SAM v5.0; Type: SAM; Serial: 1850
- DASY52 52.8.8(1222); SEMCAD X 14.6.10(7331)

Configuration/Unnamed procedure/Area Scan (11x13x1): Measurement grid: dx=10mm, dy=10mm
Maximum value of SAR (measured) = 0.627 W/kg

Configuration/Unnamed procedure/Zoom Scan (7x7x12)/Cube 0: Measurement grid: dx=4mm, dy=4mm, dz=2mm
Reference Value = 5.855 V/m; Power Drift = -0.10 dB
Peak SAR (extrapolated) = 1.18 W/kg
SAR(1 g) = 0.380 W/kg; SAR(10 g) = 0.130 W/kg
Maximum value of SAR (measured) = 0.627 W/kg

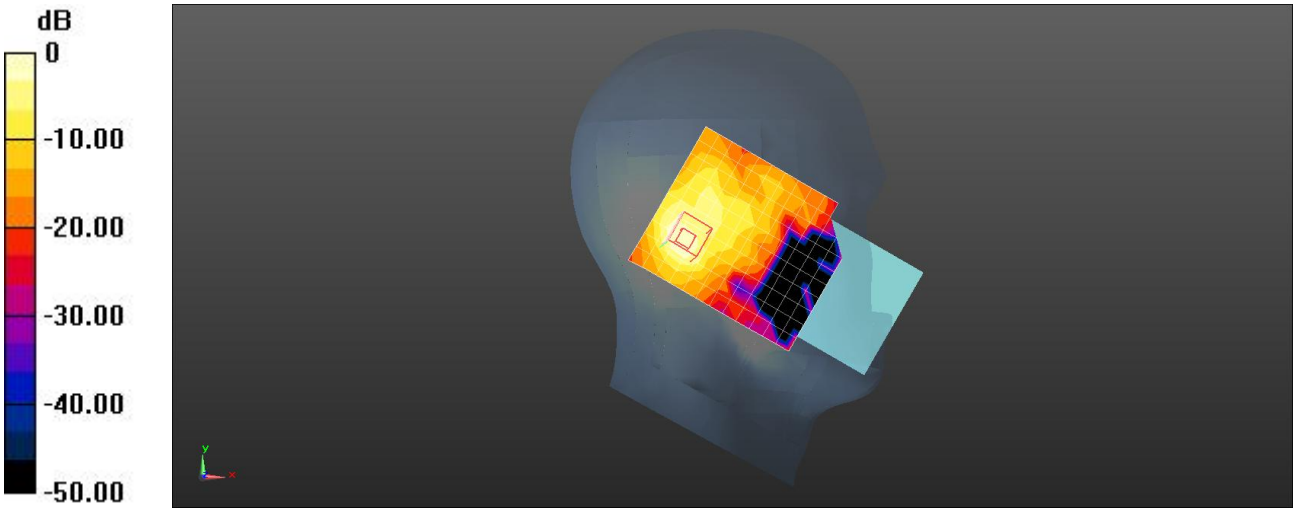

0 dB = 0.627 W/kg = -2.03 dBW/kg

Date: 2024/7/15

Test Laboratory: LCS-SAR Lab

WIFI 5.2G 802.11a 40CH Rear side 10mm

DUT: Moudel 6S; Type: Model 6s; Serial: A240628032-1

Communication System: UID 0, WIFI 5GHz (0); Frequency: 5200 MHz;Duty Cycle: 1:1.057
Medium parameters used: f = 5200 MHz; σ = 4.846 S/m; ε_r = 36.885; ρ = 1000 kg/m^3
Phantom section: Flat Section

DASY Configuration:

- Probe: EX3DV4 - SN3805; ConvF(5.38, 5.38, 5.38); Calibrated: 2023/11/23;
- Sensor-Surface: 2mm (Mechanical Surface Detection)
- Electronics: DAE3 Sn373; Calibrated: 2024/1/3
- Phantom: SAM v5.0; Type: SAM; Serial: 1850
- DASY52 52.8.8(1222); SEMCAD X 14.6.10(7331)

Configuration/Unnamed procedure/Area Scan (11x16x1): Measurement grid: dx=10mm, dy=10mm
Maximum value of SAR (measured) = 0.537 W/kg

Configuration/Unnamed procedure/Zoom Scan (7x7x12)/Cube 0: Measurement grid: dx=4mm, dy=4mm, dz=2mm
Reference Value = 1.145 V/m; Power Drift = 0.09 dB
Peak SAR (extrapolated) = 1.18 W/kg
SAR(1 g) = 0.337 W/kg; SAR(10 g) = 0.115 W/kg
Maximum value of SAR (measured) = 0.537 W/kg

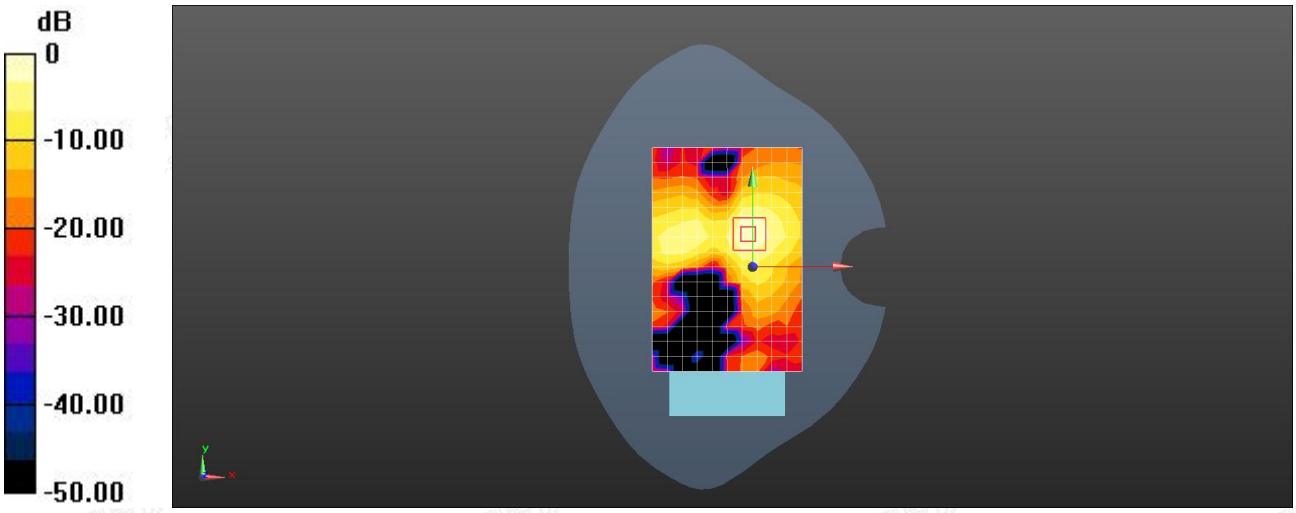

0 dB = 0.537 W/kg = -2.70 dBW/kg

Date: 2024/7/15

Test Laboratory: LCS-SAR Lab

WIFI 5.3G 802.11a 52CH Left Cheek

DUT: Moudel 6S; Type: Model 6s; Serial: A240628032-1

Communication System: UID 0, WIFI 5GHz (0); Frequency: 5260 MHz;Duty Cycle: 1:1.057
Medium parameters used: f = 5260 MHz; σ = 4.866 S/m; ε_r = 36.814; ρ = 1000 kg/m^3
Phantom section: Left Section

DASY Configuration:

- Probe: EX3DV4 - SN3805; ConvF(5.38, 5.38, 5.38); Calibrated: 2023/11/23;
- Sensor-Surface: 2mm (Mechanical Surface Detection)
- Electronics: DAE3 Sn373; Calibrated: 2024/1/3
- Phantom: SAM v5.0; Type: SAM; Serial: 1850
- DASY52 52.8.8(1222); SEMCAD X 14.6.10(7331)

Configuration/Unnamed procedure/Area Scan (11x13x1): Measurement grid: dx=10mm, dy=10mm
Maximum value of SAR (measured) = 0.627 W/kg

Configuration/Unnamed procedure/Zoom Scan (7x7x12)/Cube 0: Measurement grid: dx=4mm, dy=4mm, dz=2mm
Reference Value = 5.855 V/m; Power Drift = -0.10 dB
Peak SAR (extrapolated) = 1.18 W/kg
SAR(1 g) = 0.344 W/kg; SAR(10 g) = 0.120 W/kg
Maximum value of SAR (measured) = 0.627 W/kg

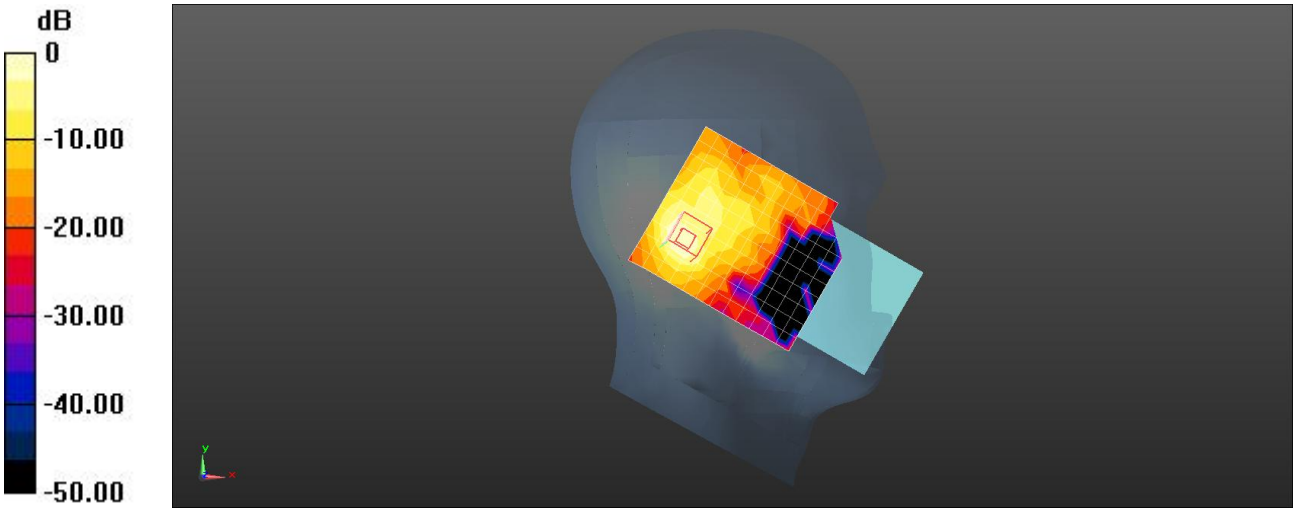

0 dB = 0.627 W/kg = -2.03 dBW/kg

Date: 2024/7/15

Test Laboratory: LCS-SAR Lab

WIFI 5.3G 802.11a 52CH Rear side 10mm

DUT: Moudel 6S; Type: Moudel 6S; Serial: A240628032-1

Communication System: UID 0, WIFI 5GHz (0); Frequency: 5260 MHz;Duty Cycle: 1:1.057
Medium parameters used: f = 5260 MHz; σ = 4.866 S/m; ε_r = 36.814; ρ = 1000 kg/m^3
Phantom section: Flat Section

DASY Configuration:

- Probe: EX3DV4 - SN3805; ConvF(5.38, 5.38, 5.38); Calibrated: 2023/11/23;
- Sensor-Surface: 2mm (Mechanical Surface Detection)
- Electronics: DAE3 Sn373; Calibrated: 2024/1/3
- Phantom: SAM v5.0; Type: SAM; Serial: 1850
- DASY52 52.8.8(1222); SEMCAD X 14.6.10(7331)

Configuration/Unnamed procedure/Area Scan (11x16x1): Measurement grid: dx=10mm, dy=10mm
Maximum value of SAR (measured) = 0.537 W/kg

Configuration/Unnamed procedure/Zoom Scan (7x7x12)/Cube 0: Measurement grid: dx=4mm, dy=4mm, dz=2mm
Reference Value = 1.145 V/m; Power Drift = 0.19 dB
Peak SAR (extrapolated) = 1.18 W/kg
SAR(1 g) = 0.301 W/kg; SAR(10 g) = 0.104 W/kg
Maximum value of SAR (measured) = 0.537 W/kg

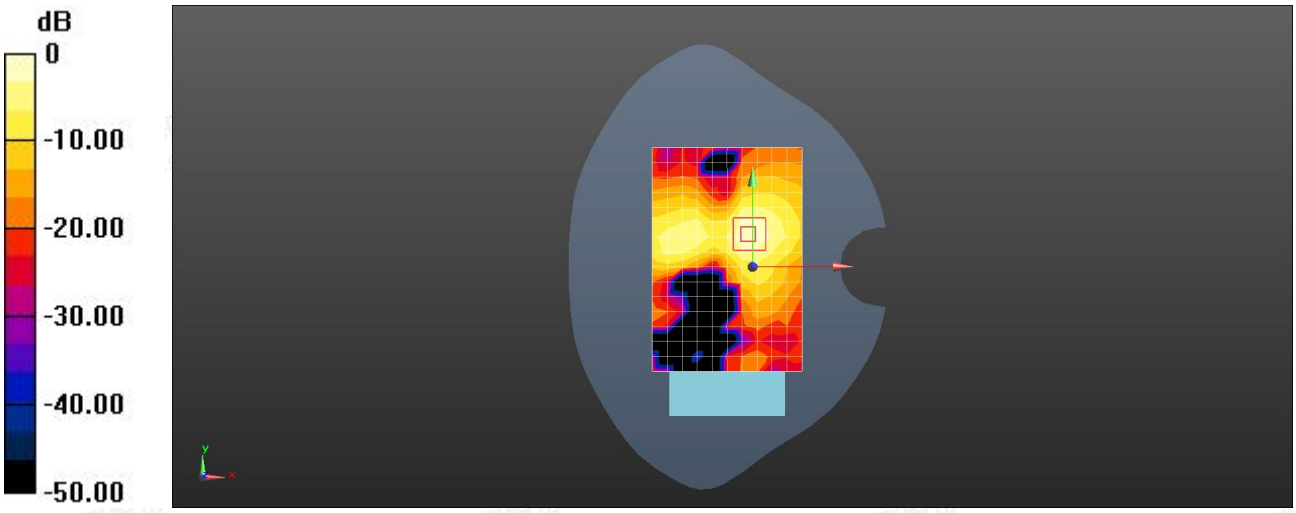

0 dB = 0.537 W/kg = -2.70 dBW/kg

Date: 2024/7/15

Test Laboratory: LCS-SAR Lab

WIFI 5.5G 802.11a 140CH Left Cheek

DUT: Moudel 6S; Type: Model 6s; Serial: A240628032-1

Communication System: UID 0, WIFI 5GHz (0); Frequency: 5700 MHz;Duty Cycle: 1:1.058
Medium parameters used: f = 5700 MHz; σ = 5.131 S/m; ε_r = 35.302; ρ = 1000 kg/m^3
Phantom section: Left Section

DASY Configuration:

- Probe: EX3DV4 - SN3805; ConvF(4.75, 4.75, 4.75); Calibrated: 2023/11/23;
- Sensor-Surface: 2mm (Mechanical Surface Detection)
- Electronics: DAE3 Sn373; Calibrated: 2024/1/3
- Phantom: SAM v5.0; Type: SAM; Serial: 1850
- DASY52 52.8.8(1222); SEMCAD X 14.6.10(7331)

Configuration/Unnamed procedure/Area Scan (11x13x1): Measurement grid: dx=10mm, dy=10mm
Maximum value of SAR (measured) = 0.902 W/kg

Configuration/Unnamed procedure/Zoom Scan (7x7x12)/Cube 0: Measurement grid: dx=4mm, dy=4mm, dz=2mm
Reference Value = 4.308 V/m; Power Drift = -0.12 dB
Peak SAR (extrapolated) = 1.79 W/kg
SAR(1 g) = 0.421 W/kg; SAR(10 g) = 0.135 W/kg
Maximum value of SAR (measured) = 0.902 W/kg

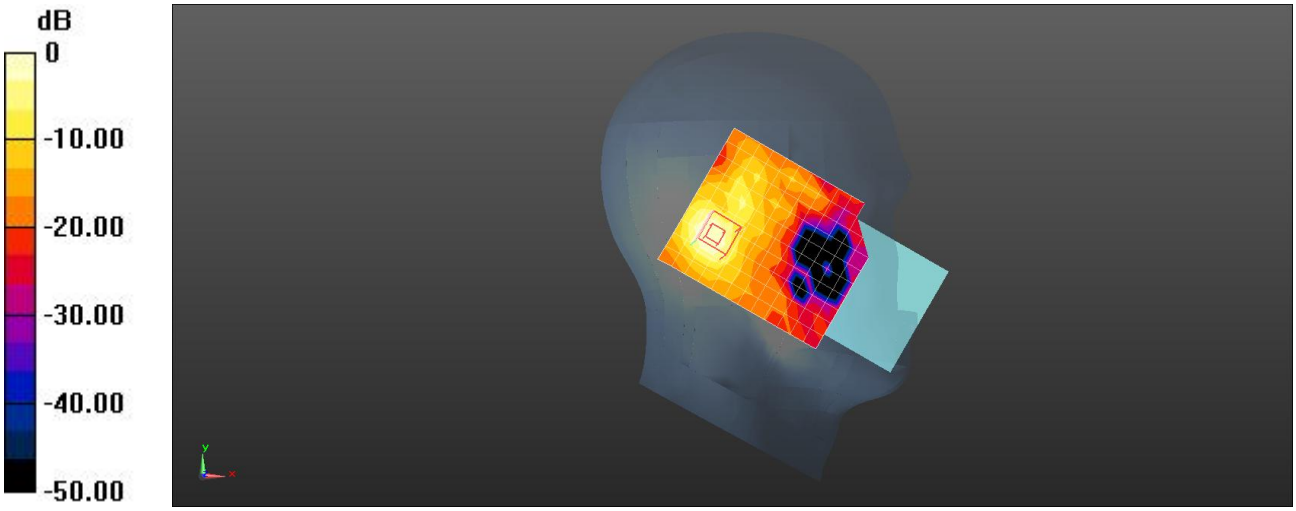

0 dB = 0.902 W/kg = -0.45 dBW/kg

Date: 2024/7/15

Test Laboratory: LCS-SAR Lab

WIFI 5.5G 802.11a 140CH Rear side 10mm

DUT: Moudel 6S; Type: Moudel 6S; Serial: A240628032-1

Communication System: UID 0, WIFI 5GHz (0); Frequency: 5700 MHz;Duty Cycle: 1:1.058
Medium parameters used: f = 5700 MHz; σ = 5.131 S/m; ε_r = 35.302; ρ = 1000 kg/m^3
Phantom section: Flat Section

DASY Configuration:

- Probe: EX3DV4 - SN3805; ConvF(4.75, 4.75, 4.75); Calibrated: 2023/11/23;
- Sensor-Surface: 2mm (Mechanical Surface Detection)
- Electronics: DAE3 Sn373; Calibrated: 2024/1/3
- Phantom: SAM v5.0; Type: SAM; Serial: 1850
- DASY52 52.8.8(1222); SEMCAD X 14.6.10(7331)

Configuration/Unnamed procedure/Area Scan (11x16x1): Measurement grid: dx=10mm, dy=10mm
Maximum value of SAR (measured) = 0.691 W/kg

Configuration/Unnamed procedure/Zoom Scan (7x7x12)/Cube 0: Measurement grid: dx=4mm, dy=4mm, dz=2mm
Reference Value = 0.06600 V/m; Power Drift = 0.13 dB
Peak SAR (extrapolated) = 1.83 W/kg
SAR(1 g) = 0.422 W/kg; SAR(10 g) = 0.141 W/kg
Maximum value of SAR (measured) = 0.691 W/kg

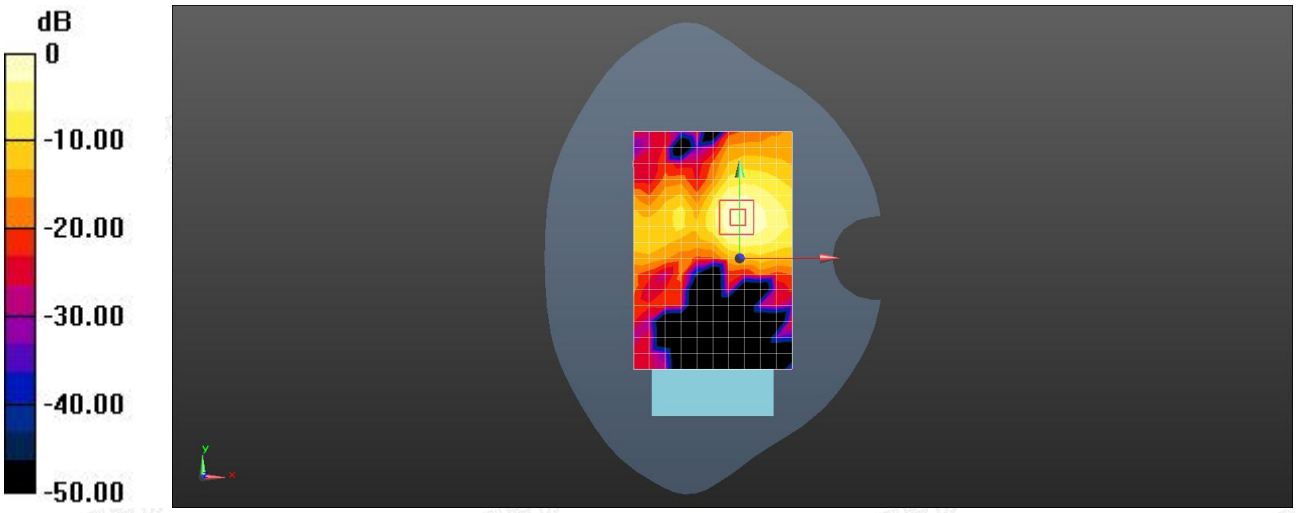

0 dB = 0.691 W/kg = -1.61 dBW/kg

Date: 2024/7/15

Test Laboratory: LCS-SAR Lab

WIFI 5.8G 802.11a 149CH Left Cheek

DUT: Moudel 6S; Type: Model 6s; Serial: A240628032-1

Communication System: UID 0, WIFI 5GHz (0); Frequency: 5745 MHz;Duty Cycle: 1:1.057
Medium parameters used: f = 5745 MHz; σ = 5.166 S/m; ε_r = 35.415; ρ = 1000 kg/m^3
Phantom section: Left Section

DASY Configuration:

- Probe: EX3DV4 - SN3805; ConvF(4.88, 4.88, 4.88); Calibrated: 2023/11/23;
- Sensor-Surface: 2mm (Mechanical Surface Detection)
- Electronics: DAE3 Sn373; Calibrated: 2024/1/3
- Phantom: SAM v5.0; Type: SAM; Serial: 1850
- DASY52 52.8.8(1222); SEMCAD X 14.6.10(7331)

Configuration/Unnamed procedure/Area Scan (11x13x1): Measurement grid: dx=10mm, dy=10mm
Maximum value of SAR (measured) = 0.902 W/kg

Configuration/Unnamed procedure/Zoom Scan (7x7x12)/Cube 0: Measurement grid: dx=4mm, dy=4mm, dz=2mm
Reference Value = 4.308 V/m; Power Drift = -0.02 dB
Peak SAR (extrapolated) = 1.79 W/kg
SAR(1 g) = 0.530 W/kg; SAR(10 g) = 0.176 W/kg
Maximum value of SAR (measured) = 0.902 W/kg

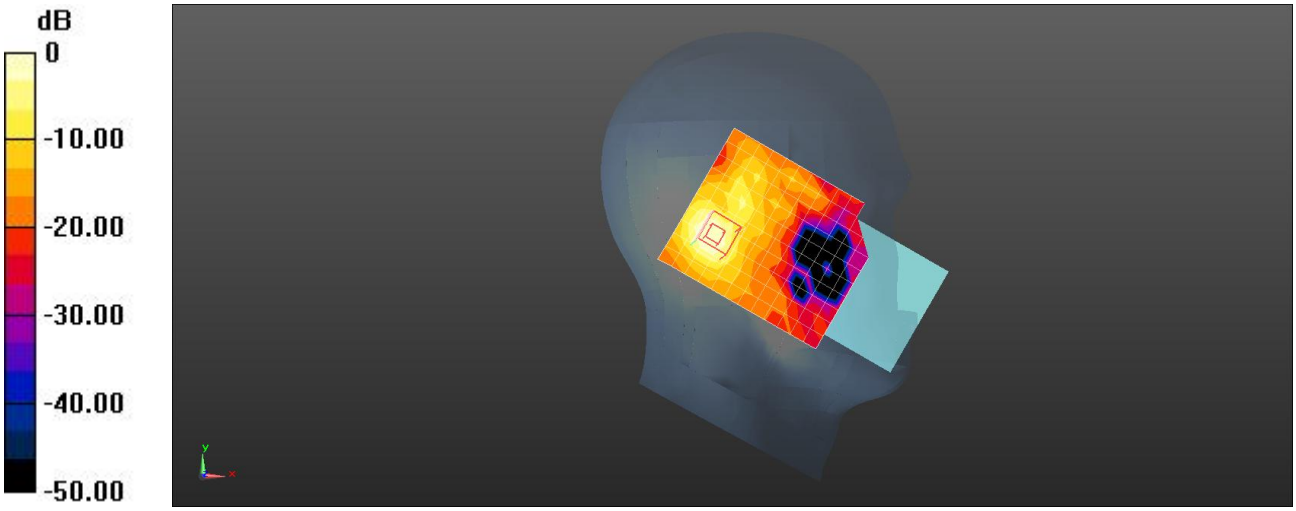

0 dB = 0.902 W/kg = -0.45 dBW/kg

Date: 2024/7/15

Test Laboratory: LCS-SAR Lab

WIFI 5.8G 802.11a 149CH Rear side 10mm

DUT: Moudel 6S; Type: Model 6s; Serial: A240628032-1

Communication System: UID 0, WIFI 5GHz (0); Frequency: 5745 MHz;Duty Cycle: 1:1.057
Medium parameters used: f = 5745 MHz; σ = 5.166 S/m; ε_r = 35.415; ρ = 1000 kg/m^3
Phantom section: Flat Section

DASY Configuration:

- Probe: EX3DV4 - SN3805; ConvF(4.88, 4.88, 4.88); Calibrated: 2023/11/23;
- Sensor-Surface: 2mm (Mechanical Surface Detection)
- Electronics: DAE3 Sn373; Calibrated: 2024/1/3
- Phantom: SAM v5.0; Type: SAM; Serial: 1850
- DASY52 52.8.8(1222); SEMCAD X 14.6.10(7331)

Configuration/Unnamed procedure/Area Scan (11x16x1): Measurement grid: dx=10mm, dy=10mm
Maximum value of SAR (measured) = 0.691 W/kg

Configuration/Unnamed procedure/Zoom Scan (7x7x12)/Cube 0: Measurement grid: dx=4mm, dy=4mm, dz=2mm
Reference Value = 0.06600 V/m; Power Drift = 0.03 dB
Peak SAR (extrapolated) = 1.83 W/kg
SAR(1 g) = 0.466 W/kg; SAR(10 g) = 0.161 W/kg
Maximum value of SAR (measured) = 0.691 W/kg

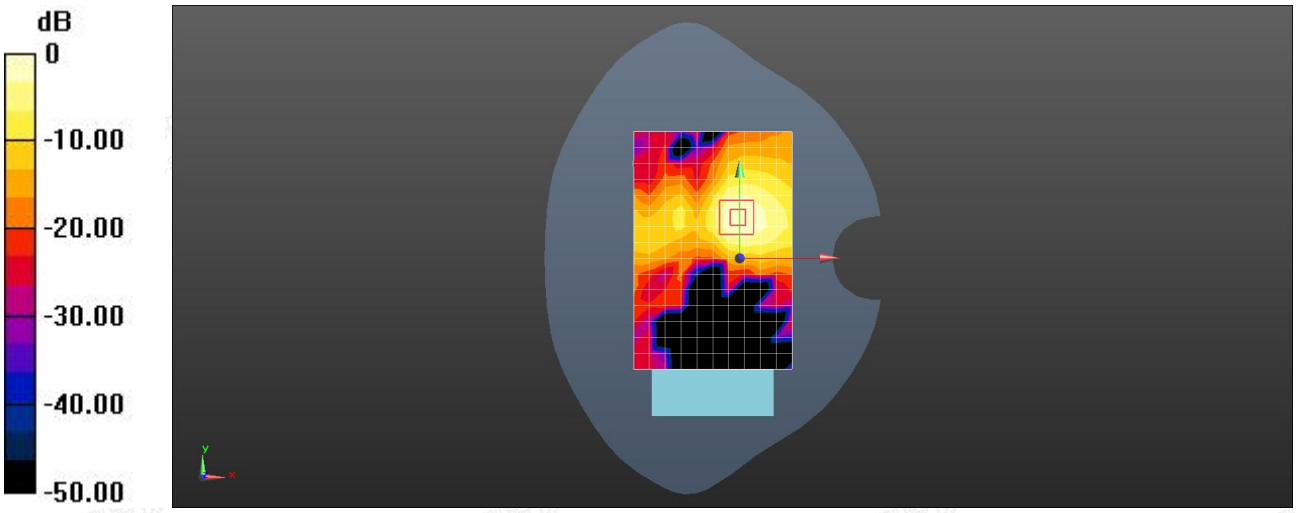

0 dB = 0.691 W/kg = -1.61 dBW/kg