EXHIBIT A- RADIATED SPURIOUS EMISSION DATA

Note : Transmit frequency is ignore ,mark →

30M-1G

WIFI5GB1 -Horizontal-TX

Test result

Project Number: Certification

Test Time: 2024-10-18_15.02.15

EUT Name:	ALL IN ONE	Test Engineer:	SDC
Manufacturer:	N.A	Test Standard:	FCC
Model:	N.A	Work Addition:	TX
Temp.(oC):	22.5℃	Load:	Full load
Hum.:	47%RH	Remark:	DR-RF01-E24080045-02#01

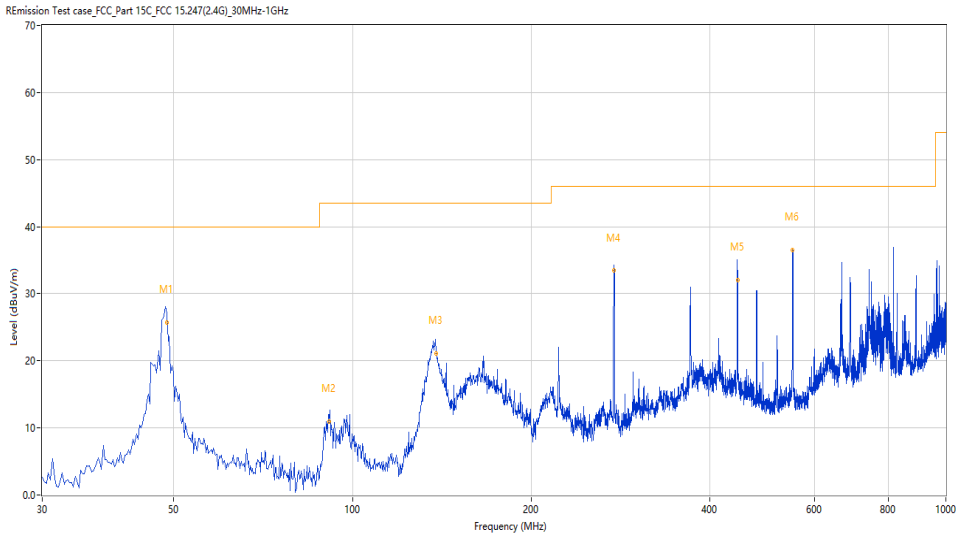

No.	Frequency (MHz)	Results (dBuV/m)	Factor (dB/m)	Limit (dBuV/m)	Margin (dB)	Detector	Table (Degree)	Height (cm)	Antenna	Verdict
1	48.606	28.01	-26.31	40.0	11.99	Peak	9.40	101	Horizontal	Pass
1*	48.606	25.76	-26.31	40.0	14.24	QP	9.40	101	Horizontal	Pass
2	91.428	14.90	-29.10	43.5	28.60	Peak	156.00	165	Horizontal	Pass
2*	91.428	10.90	-29.10	43.5	32.60	QP	156.00	165	Horizontal	Pass
3	138.318	23.01	-31.21	43.5	20.49	Peak	74.90	102	Horizontal	Pass
3*	138.318	21.06	-31.21	43.5	22.44	QP	74.90	102	Horizontal	Pass
4	276.048	34.90	-25.89	46.0	11.10	Peak	258.50	109	Horizontal	Pass
4*	276.048	33.45	-25.89	46.0	12.55	QP	258.50	109	Horizontal	Pass
5	445.468	35.39	-22.04	46.0	10.61	Peak	125.50	101	Horizontal	Pass
5*	445.468	32.07	-22.04	46.0	13.93	QP	125.50	101	Horizontal	Pass
6	551.969	39.30	-19.43	46.0	6.70	Peak	142.50	212	Horizontal	Pass
6*	551.969	36.49	-19.43	46.0	9.51	QP	142.50	212	Horizontal	Pass

WIFI5GB1 - Vertical -TX

Test result

Project Number: Certification

Test Time: 2024-10-18_14.54.02

EUT Name:	ALL IN ONE	Test Engineer:	SDC
Manufacturer:	N.A	Test Standard:	FCC
Model:	N.A	Work Addition:	TX
Temp.(oC):	22.5℃	Load:	Full load
Hum.:	47%RH	Remark:	DR-RF01-E24080045-02#01

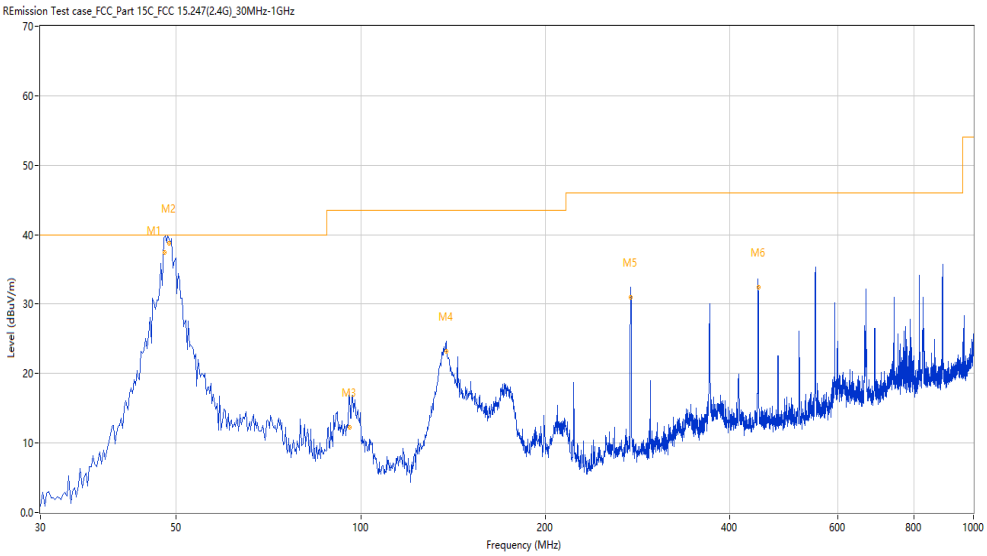

No.	Frequency (MHz)	Results (dBuV/m)	Factor (dB/m)	Limit (dBuV/m)	Margin (dB)	Detector	Table (Degree)	Height (cm)	Antenna	Verdict
1	47.877	39.82	-26.32	40.0	0.18	Peak	210.00	101	Vertical	Pass
1*	47.877	37.44	-26.32	40.0	2.56	QP	210.00	101	Vertical	Pass
2	48.671	41.31	-26.31	40.0	-1.31	Peak	242.80	144	Vertical	N/A
2*	48.671	38.80	-26.31	40.0	1.20	QP	242.80	144	Vertical	Pass
3	95.922	15.71	-28.11	43.5	27.79	Peak	85.00	120	Vertical	Pass
3*	95.922	12.31	-28.11	43.5	31.19	QP	85.00	120	Vertical	Pass
4	137.984	25.45	-31.20	43.5	18.05	Peak	353.00	101	Vertical	Pass
4*	137.984	23.17	-31.20	43.5	20.33	QP	353.00	101	Vertical	Pass
5	275.830	33.06	-25.88	46.0	12.94	Peak	110.60	122	Vertical	Pass
5*	275.830	31.04	-25.88	46.0	14.96	QP	110.60	122	Vertical	Pass
6	445.468	34.35	-22.04	46.0	11.65	Peak	159.40	127	Vertical	Pass
6*	445.468	32.41	-22.04	46.0	13.59	QP	159.40	127	Vertical	Pass

1G-18G

WIFI5GB1-A-Low channel-Horizontal-TX

Test result

Project Number: Certification

Test Time: 2024-11-02_14.37.34

EUT Name:	ALL IN ONE	Test Engineer:	CJY
Manufacturer:	N.A	Test Standard:	FCC
Model:	N.A	Work Addition:	TX
Temp.(oC):	23.6	Load:	Full load
Hum.:	50%RH	Remark:	DR-RF01-E24080045-02#01

No.	Frequency (MHz)	Results (dBuV/m)	Factor (dB/m)	Limit (dBuV/m)	Margin (dB)	Detector	Table (Degree)	Height (cm)	Antenna	Verdict
1	1114.000	51.77	-16.57	74.0	22.23	Peak	249.70	100	Horizontal	Pass
1**	1114.000	44.41	-16.57	54.0	9.59	AV	249.70	100	Horizontal	Pass
2	1262.250	54.58	-15.58	68.2	13.62	Peak	263.00	100	Horizontal	Pass
2**	1262.250	47.05	-15.58	--	-47.05	AV	263.00	100	Horizontal	N/A
3	1997.000	56.97	-13.84	68.2	11.23	Peak	195.60	100	Horizontal	Pass
3**	1997.000	40.04	-13.84	--	-40.04	AV	195.60	100	Horizontal	N/A
4	2621.750	47.56	-9.59	68.2	20.64	Peak	263.00	100	Horizontal	Pass
4**	2621.750	39.72	-9.59	--	-39.72	AV	263.00	100	Horizontal	N/A
5	4222.500	53.76	1.27	74.0	20.24	Peak	321.70	100	Horizontal	Pass
5**	4222.500	42.97	1.27	54.0	11.03	AV	321.70	100	Horizontal	Pass
6	5275.000	61.47	8.53	--	260.23	Peak	321.70	100	Horizontal	Pass
6**	5275.000	51.27	8.53	--	-51.27	AV	321.70	100	Horizontal	N/A

Test result

Project Number: Certification

Test Time: 2024-10-30_17.48.02

EUT Name:	ALL IN ONE	Test Engineer:	CJY
Manufacturer:	N.A	Test Standard:	FCC
Model:	N.A	Work Addition:	TX
Temp.(oC):	24.7	Load:	Full load
Hum.:	50%RH	Remark:	DR-RF01-E24080045-02#01

No.	Frequency (MHz)	Results (dBuV/m)	Factor (dB)	Limit (dBuV/m)	Margin (dB)	Detector	Table (Degree)	Height (cm)	Antenna	Verdict
1	7937.750	29.85	6.78	68.2	38.35	Peak	0.00	100	Horizontal	Pass
1**	7937.750	19.86	6.78	--	-19.86	AV	0.00	100	Horizontal	N/A
2	9431.000	30.51	8.30	74.0	43.49	Peak	235.50	100	Horizontal	Pass
2**	9431.000	22.02	8.30	54.0	31.98	AV	235.50	100	Horizontal	Pass
3	11092.000	34.33	10.60	74.0	39.67	Peak	316.70	100	Horizontal	Pass
3**	11092.000	25.54	10.60	54.0	28.46	AV	316.70	100	Horizontal	Pass
4	12491.750	34.42	9.71	74.0	39.58	Peak	316.70	100	Horizontal	Pass
4**	12491.750	25.81	9.71	54.0	28.19	AV	316.70	100	Horizontal	Pass
5	13798.000	35.95	11.75	68.2	32.25	Peak	180.20	100	Horizontal	Pass
5**	13798.000	27.20	11.75	--	-27.20	AV	180.20	100	Horizontal	N/A
6	16856.001	40.51	15.82	68.2	27.69	Peak	290.80	100	Horizontal	Pass
6**	16856.001	31.25	15.82	--	-31.25	AV	290.80	100	Horizontal	N/A

WIFI5GB1-A-Low channel-Vertical-TX

Test result

Project Number: Certification

Test Time: 2024-11-02_14.11.53

EUT Name:	ALL IN ONE	Test Engineer:	CJY
Manufacturer:	N.A	Test Standard:	FCC
Model:	N.A	Work Addition:	TX
Temp.(oC):	23.6	Load:	Full load
Hum.:	50%RH	Remark:	DR-RF01-E24080045-02#01

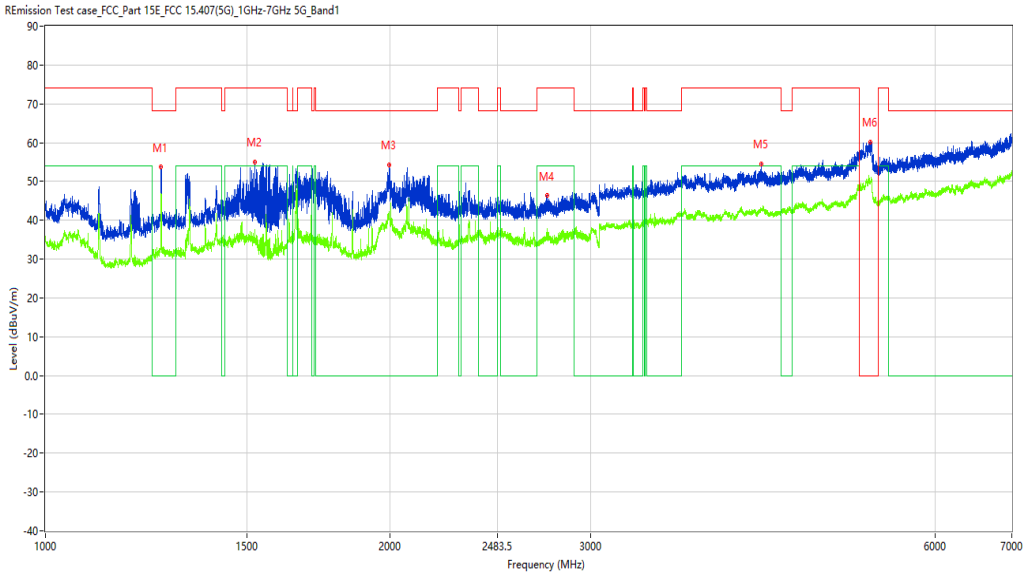

No.	Frequency (MHz)	Results (dBuV/m)	Factor (dB/m)	Limit (dBuV/m)	Margin (dB)	Detector	Table (Degree)	Height (cm)	Antenna	Verdict
1	1262.500	53.73	-15.58	68.2	14.47	Peak	132.00	100	Vertical	Pass
1**	1262.500	46.91	-15.58	--	-46.91	AV	132.00	100	Vertical	N/A
2	1525.250	55.10	-15.41	74.0	18.90	Peak	132.00	100	Vertical	Pass
2**	1525.250	37.61	-15.41	54.0	16.39	AV	132.00	100	Vertical	Pass
3	1998.250	54.28	-13.84	68.2	13.92	Peak	183.00	100	Vertical	Pass
3**	1998.250	41.23	-13.84	--	-41.23	AV	183.00	100	Vertical	N/A
4	2747.750	46.53	-8.81	74.0	27.47	Peak	183.00	100	Vertical	Pass
4**	2747.750	37.91	-8.81	54.0	16.09	AV	183.00	100	Vertical	Pass
5	4228.000	54.61	1.34	74.0	19.39	Peak	98.40	100	Vertical	Pass
5**	4228.000	43.05	1.34	54.0	10.95	AV	98.40	100	Vertical	Pass
6	5261.500	60.10	8.59	--	23.20	Peak	83.30	100	Vertical	Pass
6**	5261.500	50.05	8.59	--	-50.05	AV	83.30	100	Vertical	N/A

Test result

Project Number: Certification

Test Time: 2024-10-30_17.41.35

EUT Name:	ALL IN ONE	Test Engineer:	CJY
Manufacturer:	N.A	Test Standard:	FCC
Model:	N.A	Work Addition:	TX
Temp.(oC):	24.7	Load:	Full load
Hum.:	50%RH	Remark:	DR-RF01-E24080045-02#01

No.	Frequency (MHz)	Results (dBuV/m)	Factor (dB)	Limit (dBuV/m)	Margin (dB)	Detector	Table (Degree)	Height (cm)	Antenna	Verdict
1	7800.250	38.42	6.40	68.2	29.78	Peak	0.00	100	Vertical	Pass
1**	7800.250	27.69	6.40	--	-27.69	AV	0.00	100	Vertical	N/A
2	9431.000	39.97	8.30	74.0	34.03	Peak	0.00	100	Vertical	Pass
2**	9431.000	30.44	8.30	54.0	23.56	AV	0.00	100	Vertical	Pass
3	10511.750	43.66	11.61	68.2	24.54	Peak	0.00	100	Vertical	Pass
3**	10511.750	34.15	11.61	--	-34.15	AV	0.00	100	Vertical	N/A
4	12486.250	43.64	9.66	74.0	30.36	Peak	0.00	100	Vertical	Pass
4**	12486.250	32.96	9.66	54.0	21.04	AV	0.00	100	Vertical	Pass
5	15087.750	47.42	13.32	68.2	20.78	Peak	0.00	100	Vertical	Pass
5**	15087.750	38.00	13.32	--	-38.00	AV	0.00	100	Vertical	N/A
6	17854.251	50.63	16.47	74.0	23.37	Peak	0.00	100	Vertical	Pass
6**	17854.251	41.79	16.47	54.0	12.21	AV	0.00	100	Vertical	Pass

WIFI5GB1-A-Middle channel- Horizontal-TX

Test result

Project Number: Certification

Test Time: 2024-11-02_14.44.17

EUT Name:	ALL IN ONE	Test Engineer:	CJY
Manufacturer:	N.A	Test Standard:	FCC
Model:	N.A	Work Addition:	TX
Temp.(oC):	23.6	Load:	Full load
Hum.:	50%RH	Remark:	DR-RF01-E24080045-02#01

No.	Frequency (MHz)	Results (dBuV/m)	Factor (dB/m)	Limit (dBuV/m)	Margin (dB)	Detector	Table (Degree)	Height (cm)	Antenna	Verdict
1	1262.500	55.64	-15.58	68.2	12.56	Peak	210.30	100	Horizontal	Pass
1**	1262.500	50.07	-15.58	--	-50.07	AV	210.30	100	Horizontal	N/A
2	1707.500	52.30	-15.40	74.0	21.70	Peak	107.10	100	Horizontal	Pass
2**	1707.500	45.16	-15.40	54.0	8.84	AV	107.10	100	Horizontal	Pass
3	1996.500	55.70	-13.83	68.2	12.50	Peak	64.50	100	Horizontal	Pass
3**	1996.500	36.89	-13.83	--	-36.89	AV	64.50	100	Horizontal	N/A
4	3206.000	50.77	-2.90	68.2	17.43	Peak	105.50	100	Horizontal	Pass
4**	3206.000	39.19	-2.90	--	-39.19	AV	105.50	100	Horizontal	N/A
5	4561.500	55.23	2.42	74.0	18.77	Peak	218.90	100	Horizontal	Pass
5**	4561.500	43.84	2.42	54.0	10.16	AV	218.90	100	Horizontal	Pass
6	5221.000	61.20	8.13	--	253.70	Peak	314.90	100	Horizontal	Pass
6**	5221.000	50.50	8.13	--	-50.50	AV	314.90	100	Horizontal	N/A

Test result

Project Number: Certification

Test Time: 2024-10-30_17.50.17

EUT Name:	ALL IN ONE	Test Engineer:	CJY
Manufacturer:	N.A	Test Standard:	FCC
Model:	N.A	Work Addition:	TX
Temp.(oC):	24.7	Load:	Full load
Hum.:	50%RH	Remark:	DR-RF01-E24080045-02#01

No.	Frequency (MHz)	Results (dBuV/m)	Factor (dB)	Limit (dBuV/m)	Margin (dB)	Detector	Table (Degree)	Height (cm)	Antenna	Verdict
1	7811.250	28.51	6.00	68.2	39.69	Peak	169.30	100	Horizontal	Pass
1**	7811.250	19.68	6.00	--	-19.68	AV	169.30	100	Horizontal	N/A
2	9444.750	31.15	8.04	74.0	42.85	Peak	0.00	100	Horizontal	Pass
2**	9444.750	21.18	8.04	54.0	32.82	AV	0.00	100	Horizontal	Pass
3	10745.500	35.20	11.58	74.0	38.80	Peak	85.30	100	Horizontal	Pass
3**	10745.500	25.83	11.58	54.0	28.17	AV	85.30	100	Horizontal	Pass
4	13220.500	35.34	10.78	68.2	32.86	Peak	320.60	100	Horizontal	Pass
4**	13220.500	25.81	10.78	--	-25.81	AV	320.60	100	Horizontal	N/A
5	14804.500	38.41	15.38	68.2	29.79	Peak	225.20	100	Horizontal	Pass
5**	14804.500	30.12	15.38	--	-30.12	AV	225.20	100	Horizontal	N/A
6	17829.501	42.17	16.63	74.0	31.83	Peak	320.60	100	Horizontal	Pass
6**	17829.501	34.54	16.63	54.0	19.46	AV	320.60	100	Horizontal	Pass

WIFI5GB1-A-Middle channel-Vertical-TX

Test result

Project Number: Certification

Test Time: 2024-11-02_14.06.59

EUT Name:	ALL IN ONE	Test Engineer:	CJY
Manufacturer:	N.A	Test Standard:	FCC
Model:	N.A	Work Addition:	TX
Temp.(oC):	23.6	Load:	Full load
Hum.:	50%RH	Remark:	DR-RF01-E24080045-02#01

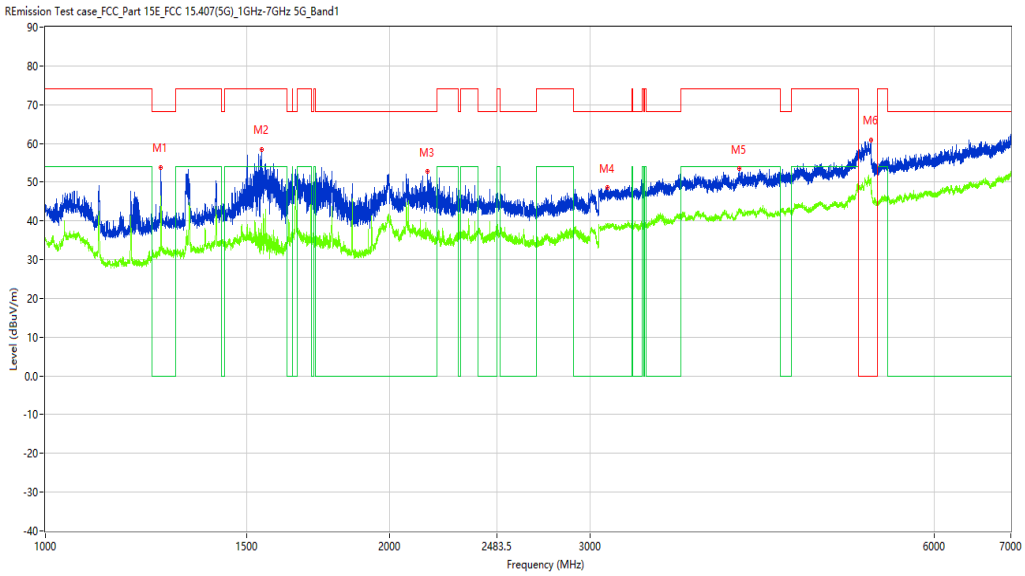

No.	Frequency (MHz)	Results (dBuV/m)	Factor (dB/m)	Limit (dBuV/m)	Margin (dB)	Detector	Table (Degree)	Height (cm)	Antenna	Verdict
1	1262.000	53.87	-15.59	68.2	14.33	Peak	134.20	100	Vertical	Pass
1**	1262.000	46.53	-15.59	--	-46.53	AV	134.20	100	Vertical	N/A
2	1546.250	58.53	-15.51	74.0	15.47	Peak	134.20	100	Vertical	Pass
2**	1546.250	39.33	-15.51	54.0	14.67	AV	134.20	100	Vertical	Pass
3	2161.500	52.71	-11.75	68.2	15.49	Peak	134.20	100	Vertical	Pass
3**	2161.500	38.16	-11.75	--	-38.16	AV	134.20	100	Vertical	N/A
4	3103.000	48.56	-3.52	68.2	19.64	Peak	225.10	100	Vertical	Pass
4**	3103.000	39.27	-3.52	--	-39.27	AV	225.10	100	Vertical	N/A
5	4050.500	53.45	1.28	74.0	20.55	Peak	94.10	100	Vertical	Pass
5**	4050.500	43.05	1.28	54.0	10.95	AV	94.10	100	Vertical	Pass
6	5278.000	60.82	8.56	--	164.28	Peak	225.10	100	Vertical	Pass
6**	5278.000	51.17	8.56	--	-51.17	AV	225.10	100	Vertical	N/A

Test result

Project Number: Certification

Test Time: 2024-10-30_17.43.35

EUT Name:	ALL IN ONE	Test Engineer:	CJY
Manufacturer:	N.A	Test Standard:	FCC
Model:	N.A	Work Addition:	TX
Temp.(oC):	24.7	Load:	Full load
Hum.:	50%RH	Remark:	DR-RF01-E24080045-02#01

No.	Frequency (MHz)	Results (dBuV/m)	Factor (dB)	Limit (dBuV/m)	Margin (dB)	Detector	Table (Degree)	Height (cm)	Antenna	Verdict
1	7662.750	28.48	5.69	74.0	45.52	Peak	360.00	100	Vertical	Pass
1**	7662.750	19.64	5.69	54.0	34.36	AV	360.00	100	Vertical	Pass
2	8872.750	28.45	6.72	68.2	39.75	Peak	199.30	100	Vertical	Pass
2**	8872.750	20.81	6.72	--	-20.81	AV	199.30	100	Vertical	N/A
3	10558.500	34.68	11.87	68.2	33.52	Peak	276.80	100	Vertical	Pass
3**	10558.500	25.22	11.87	--	-25.22	AV	276.80	100	Vertical	N/A
4	12797.000	34.81	10.37	68.2	33.39	Peak	130.40	100	Vertical	Pass
4**	12797.000	25.89	10.37	--	-25.89	AV	130.40	100	Vertical	N/A
5	14653.250	38.32	14.06	68.2	29.88	Peak	304.30	100	Vertical	Pass
5**	14653.250	29.29	14.06	--	-29.29	AV	304.30	100	Vertical	N/A
6	16795.500	40.82	15.83	68.2	27.38	Peak	360.00	100	Vertical	Pass
6**	16795.500	32.14	15.83	--	-32.14	AV	360.00	100	Vertical	N/A

WIFI5GB1-A-High channel-Horizontal-TX

Test result

Project Number: Certification

Test Time: 2024-11-02_14.50.37

EUT Name:	ALL IN ONE	Test Engineer:	CJY
Manufacturer:	N.A	Test Standard:	FCC
Model:	N.A	Work Addition:	TX
Temp.(oC):	23.6	Load:	Full load
Hum.:	50%RH	Remark:	DR-RF01-E24080045-02#01

No.	Frequency (MHz)	Results (dBuV/m)	Factor (dB/m)	Limit (dBuV/m)	Margin (dB)	Detector	Table (Degree)	Height (cm)	Antenna	Verdict
1	1262.000	53.15	-15.59	68.2	15.05	Peak	335.20	100	Horizontal	Pass
1**	1262.000	46.18	-15.59	--	-46.18	AV	335.20	100	Horizontal	N/A
2	1559.500	53.97	-15.51	74.0	20.03	Peak	239.10	100	Horizontal	Pass
2**	1559.500	46.11	-15.51	54.0	7.89	AV	239.10	100	Horizontal	Pass
3	1997.250	55.68	-13.84	68.2	12.52	Peak	126.70	100	Horizontal	Pass
3**	1997.250	38.99	-13.84	--	-38.99	AV	126.70	100	Horizontal	N/A
4	3059.500	49.07	-3.74	68.2	19.13	Peak	209.70	100	Horizontal	Pass
4**	3059.500	38.11	-3.74	--	-38.11	AV	209.70	100	Horizontal	N/A
5	4244.500	54.03	1.25	74.0	19.97	Peak	39.50	100	Horizontal	Pass
5**	4244.500	43.17	1.25	54.0	10.83	AV	39.50	100	Horizontal	Pass
6	5256.000	60.41	8.74	--	88.69	Peak	149.10	100	Horizontal	Pass
6**	5256.000	51.00	8.74	--	-51.00	AV	149.10	100	Horizontal	N/A

Test result

Project Number: Certification

Test Time: 2024-10-30_17.52.55

EUT Name:	ALL IN ONE	Test Engineer:	CJY
Manufacturer:	N.A	Test Standard:	FCC
Model:	N.A	Work Addition:	TX
Temp.(oC):	24.7	Load:	Full load
Hum.:	50%RH	Remark:	DR-RF01-E24080045-02#01

No.	Frequency (MHz)	Results (dBuV/m)	Factor (dB)	Limit (dBuV/m)	Margin (dB)	Detector	Table (Degree)	Height (cm)	Antenna	Verdict
1	7913.000	28.50	6.66	68.2	39.70	Peak	280.60	100	Horizontal	Pass
1**	7913.000	20.17	6.66	--	-20.17	AV	280.60	100	Horizontal	N/A
2	8845.250	30.01	6.98	68.2	38.19	Peak	0.00	100	Horizontal	Pass
2**	8845.250	21.28	6.98	--	-21.28	AV	0.00	100	Horizontal	N/A
3	10550.250	35.12	11.93	68.2	33.08	Peak	212.00	100	Horizontal	Pass
3**	10550.250	26.37	11.93	--	-26.37	AV	212.00	100	Horizontal	N/A
4	13074.750	34.53	11.19	68.2	33.67	Peak	280.60	100	Horizontal	Pass
4**	13074.750	25.74	11.19	--	-25.74	AV	280.60	100	Horizontal	N/A
5	14689.000	38.01	13.91	68.2	30.19	Peak	18.30	100	Horizontal	Pass
5**	14689.000	28.34	13.91	--	-28.34	AV	18.30	100	Horizontal	N/A
6	17331.751	41.00	16.59	68.2	27.20	Peak	46.10	100	Horizontal	Pass
6**	17331.751	32.19	16.59	--	-32.19	AV	46.10	100	Horizontal	N/A

WIFI5GB1-A-High channel-Vertical-TX

Test result

Project Number: Certification

Test Time: 2024-11-02_14.02.23

EUT Name:	ALL IN ONE	Test Engineer:	CJY
Manufacturer:	N.A	Test Standard:	FCC
Model:	N.A	Work Addition:	TX
Temp.(oC):	23.6	Load:	Full load
Hum.:	50%RH	Remark:	DR-RF01-E24080045-02#01

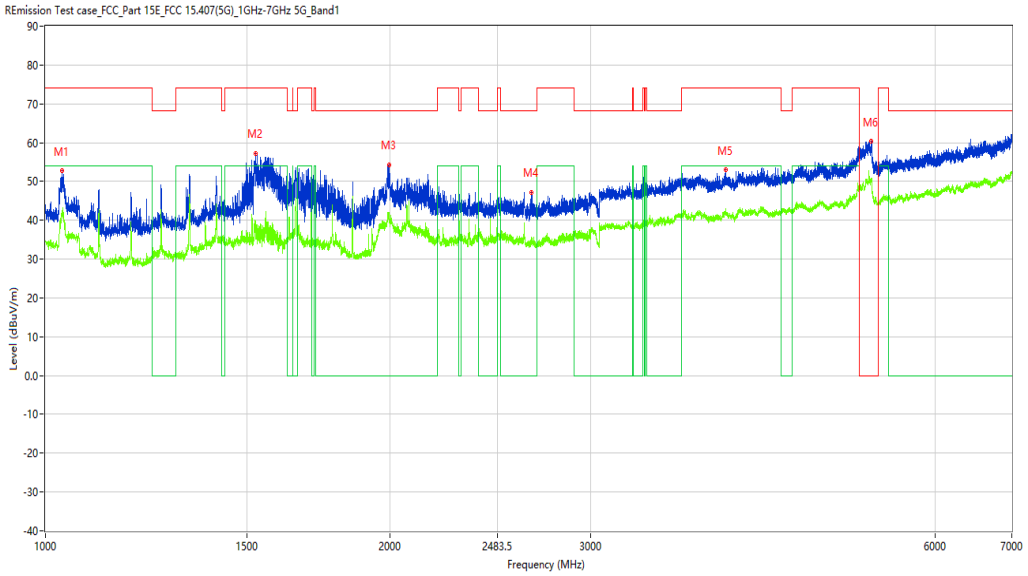

No.	Frequency (MHz)	Results (dBuV/m)	Factor (dB/m)	Limit (dBuV/m)	Margin (dB)	Detector	Table (Degree)	Height (cm)	Antenna	Verdict
1	1033.250	52.73	-16.36	74.0	21.27	Peak	249.10	100	Vertical	Pass
1**	1033.250	42.59	-16.36	54.0	11.41	AV	249.10	100	Vertical	Pass
2	1527.500	57.31	-15.53	74.0	16.69	Peak	126.70	100	Vertical	Pass
2**	1527.500	39.76	-15.53	54.0	14.24	AV	126.70	100	Vertical	Pass
3	1998.500	54.36	-13.84	68.2	13.84	Peak	126.70	100	Vertical	Pass
3**	1998.500	41.25	-13.84	--	-41.25	AV	126.70	100	Vertical	N/A
4	2659.750	47.18	-10.10	68.2	21.02	Peak	126.70	100	Vertical	Pass
4**	2659.750	35.67	-10.10	--	-35.67	AV	126.70	100	Vertical	N/A
5	3932.500	53.03	0.75	74.0	20.97	Peak	0.00	100	Vertical	Pass
5**	3932.500	42.34	0.75	54.0	11.66	AV	0.00	100	Vertical	Pass
6	5277.500	60.32	8.55	--	9.38	Peak	69.70	100	Vertical	Pass
6**	5277.500	50.83	8.55	--	-50.83	AV	69.70	100	Vertical	N/A

Test result

Project Number: Certification

Test Time: 2024-10-30_17.46.17

EUT Name:	ALL IN ONE	Test Engineer:	CJY
Manufacturer:	N.A	Test Standard:	FCC
Model:	N.A	Work Addition:	TX
Temp.(oC):	24.7	Load:	Full load
Hum.:	50%RH	Remark:	DR-RF01-E24080045-02#01

No.	Frequency (MHz)	Results (dBuV/m)	Factor (dB)	Limit (dBuV/m)	Margin (dB)	Detector	Table (Degree)	Height (cm)	Antenna	Verdict
1	7954.250	29.52	7.07	68.2	38.68	Peak	156.70	100	Vertical	Pass
1**	7954.250	20.04	7.07	--	-20.04	AV	156.70	100	Vertical	N/A
2	9395.250	30.58	8.43	74.0	43.42	Peak	101.70	100	Vertical	Pass
2**	9395.250	22.37	8.43	54.0	31.63	AV	101.70	100	Vertical	Pass
3	10720.750	34.90	11.63	74.0	39.10	Peak	238.80	100	Vertical	Pass
3**	10720.750	25.05	11.63	54.0	28.95	AV	238.80	100	Vertical	Pass
4	12799.750	34.46	10.34	68.2	33.74	Peak	348.50	100	Vertical	Pass
4**	12799.750	25.69	10.34	--	-25.69	AV	348.50	100	Vertical	N/A
5	14840.250	38.53	14.76	68.2	29.67	Peak	348.50	100	Vertical	Pass
5**	14840.250	30.32	14.76	--	-30.32	AV	348.50	100	Vertical	N/A
6	17840.501	42.73	16.56	74.0	31.27	Peak	238.80	100	Vertical	Pass
6**	17840.501	34.63	16.56	54.0	19.37	AV	238.80	100	Vertical	Pass

WIFI5GB1-N20-Low channel-Horizontal-TX

Test result

Project Number: Certification

Test Time: 2024-11-02_16.35.30

EUT Name:	ALL IN ONE	Test Engineer:	CJY
Manufacturer:	N.A	Test Standard:	FCC
Model:	N.A	Work Addition:	TX
Temp.(oC):	23.6	Load:	Full load
Hum.:	50%RH	Remark:	DR-RF01-E24080045-02#01

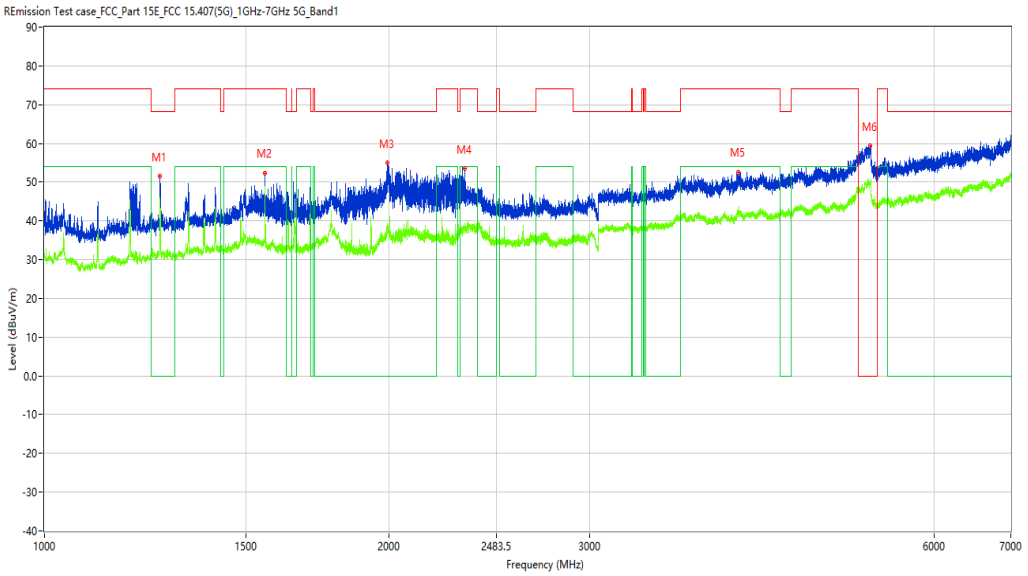

No.	Frequency (MHz)	Results (dBuV/m)	Factor (dB/m)	Limit (dBuV/m)	Margin (dB)	Detector	Table (Degree)	Height (cm)	Antenna	Verdict
1	1262.000	51.58	-15.59	68.2	16.62	Peak	283.60	100	Horizontal	Pass
1**	1262.000	46.00	-15.59	--	-46.00	AV	283.60	100	Horizontal	N/A
2	1559.000	52.33	-15.50	74.0	21.67	Peak	202.40	100	Horizontal	Pass
2**	1559.000	48.92	-15.50	54.0	5.08	AV	202.40	100	Horizontal	Pass
3	1993.750	54.92	-13.83	68.2	13.28	Peak	283.60	100	Horizontal	Pass
3**	1993.750	38.86	-13.83	--	-38.86	AV	283.60	100	Horizontal	N/A
4	2331.250	53.40	-11.14	74.0	20.60	Peak	216.90	100	Horizontal	Pass
4**	2331.250	38.05	-11.14	54.0	15.95	AV	216.90	100	Horizontal	Pass
5	4043.500	52.65	1.10	74.0	21.35	Peak	360.00	100	Horizontal	Pass
5**	4043.500	42.12	1.10	54.0	11.88	AV	360.00	100	Horizontal	Pass
6	5271.000	59.34	8.62	--	300.66	Peak	360.00	100	Horizontal	Pass
6**	5271.000	49.33	8.62	--	-49.33	AV	360.00	100	Horizontal	N/A

Test result

Project Number: Certification

Test Time: 2024-10-30_18.12.33

EUT Name:	ALL IN ONE	Test Engineer:	CJY
Manufacturer:	N.A	Test Standard:	FCC
Model:	N.A	Work Addition:	TX
Temp.(oC):	24.7	Load:	Full load
Hum.:	50%RH	Remark:	DR-RF01-E24080045-02#01

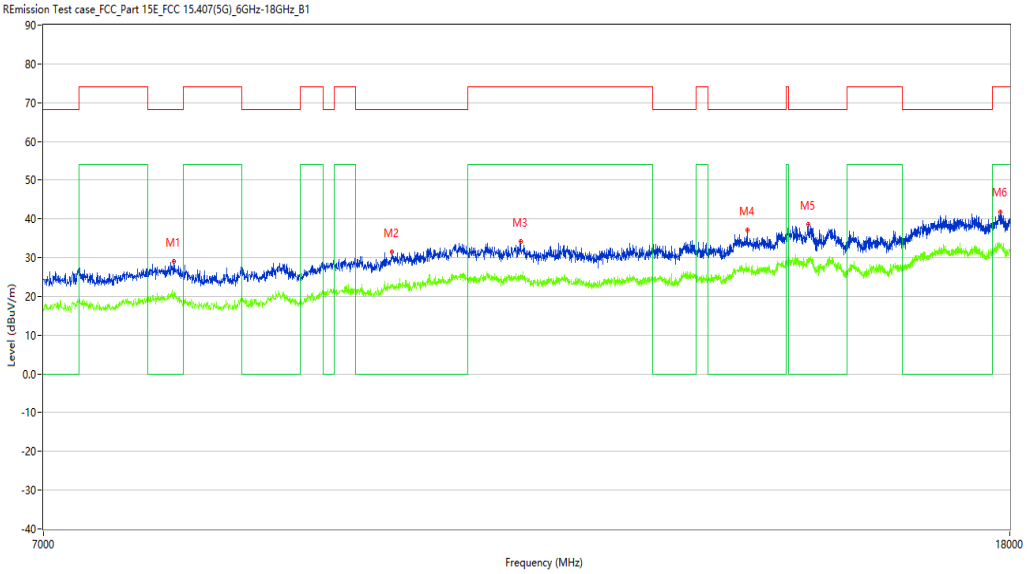

No.	Frequency (MHz)	Results (dBuV/m)	Factor (dB)	Limit (dBuV/m)	Margin (dB)	Detector	Table (Degree)	Height (cm)	Antenna	Verdict
1	7954.250	29.06	7.07	68.2	39.14	Peak	260.80	100	Horizontal	Pass
1**	7954.250	20.20	7.07	--	-20.20	AV	260.80	100	Horizontal	N/A
2	9843.500	31.44	9.12	68.2	36.76	Peak	206.80	100	Horizontal	Pass
2**	9843.500	22.61	9.12	--	-22.61	AV	206.80	100	Horizontal	N/A
3	11160.750	34.08	10.32	74.0	39.92	Peak	178.30	100	Horizontal	Pass
3**	11160.750	25.56	10.32	54.0	28.44	AV	178.30	100	Horizontal	Pass
4	13924.500	37.07	12.82	68.2	31.13	Peak	178.30	100	Horizontal	Pass
4**	13924.500	27.31	12.82	--	-27.31	AV	178.30	100	Horizontal	N/A
5	14777.000	38.52	14.37	68.2	29.68	Peak	14.90	100	Horizontal	Pass
5**	14777.000	28.83	14.37	--	-28.83	AV	14.90	100	Horizontal	N/A
6	17832.249	41.86	16.61	74.0	32.14	Peak	234.60	100	Horizontal	Pass
6**	17832.249	33.10	16.61	54.0	20.90	AV	234.60	100	Horizontal	Pass

WIFI5GB1-N20-Low channel-Vertical-TX

Test result

Project Number: Certification

Test Time: 2024-11-04_15.49.51

EUT Name:	ALL IN ONE	Test Engineer:	CJY
Manufacturer:	N.A	Test Standard:	FCC
Model:	N.A	Work Addition:	TX
Temp.(oC):	24.8	Load:	Full load
Hum.:	53%RH	Remark:	DR-RF01-E24080045-02#01

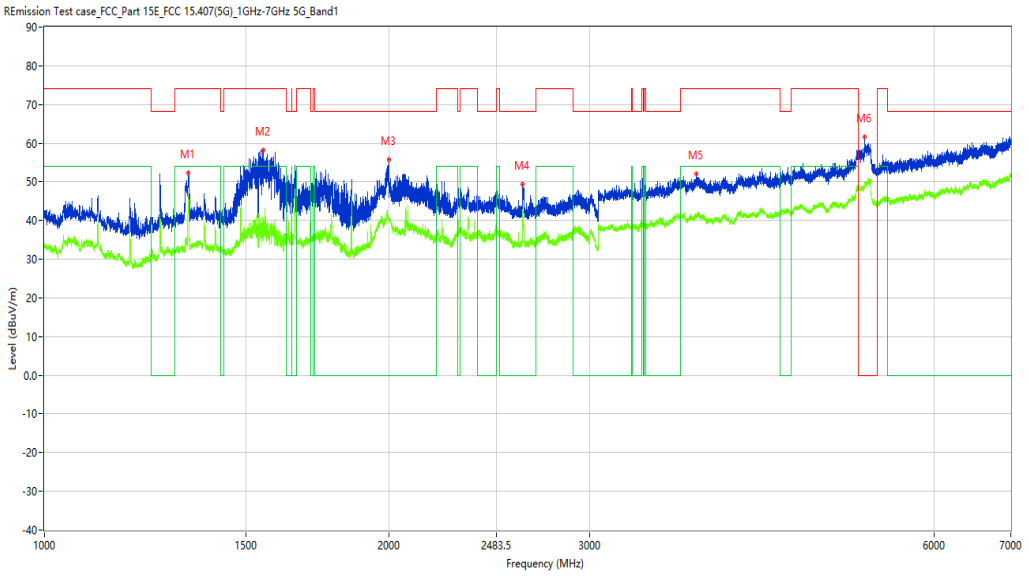

No.	Frequency (MHz)	Results (dBuV/m)	Factor (dB/m)	Limit (dBuV/m)	Margin (dB)	Detector	Table (Degree)	Height (cm)	Antenna	Verdict
1	1336.000	52.23	-15.27	74.0	21.77	Peak	0.00	100	Vertical	Pass
1**	1336.000	45.91	-15.27	54.0	8.09	AV	0.00	100	Vertical	Pass
2	1553.500	58.15	-15.49	74.0	15.85	Peak	187.80	100	Vertical	Pass
2**	1553.500	40.45	-15.49	54.0	13.55	AV	187.80	100	Vertical	Pass
3	1999.750	55.63	-13.83	68.2	12.57	Peak	187.80	100	Vertical	Pass
3**	1999.750	40.18	-13.83	--	-40.18	AV	187.80	100	Vertical	N/A
4	2620.500	49.25	-9.65	68.2	18.95	Peak	201.00	100	Vertical	Pass
4**	2620.500	40.11	-9.65	--	-40.11	AV	201.00	100	Vertical	N/A
5	3713.500	51.96	0.49	74.0	22.04	Peak	359.80	100	Vertical	Pass
5**	3713.500	41.57	0.49	54.0	12.43	AV	359.80	100	Vertical	Pass
6	5218.000	61.60	8.03	--	179.70	Peak	241.30	100	Vertical	Pass
6**	5218.000	49.93	8.03	--	-49.93	AV	241.30	100	Vertical	N/A

Test result

Project Number: Certification

Test Time: 2024-10-30_18.07.09

EUT Name:	ALL IN ONE	Test Engineer:	CJY
Manufacturer:	N.A	Test Standard:	FCC
Model:	N.A	Work Addition:	TX
Temp.(oC):	24.7	Load:	Full load
Hum.:	50%RH	Remark:	DR-RF01-E24080045-02#01

No.	Frequency (MHz)	Results (dBuV/m)	Factor (dB)	Limit (dBuV/m)	Margin (dB)	Detector	Table (Degree)	Height (cm)	Antenna	Verdict
1	7778.250	28.50	5.89	68.2	39.70	Peak	158.10	100	Vertical	Pass
1**	7778.250	18.95	5.89	--	-18.95	AV	158.10	100	Vertical	N/A
2	8801.250	30.19	6.52	68.2	38.01	Peak	101.00	100	Vertical	Pass
2**	8801.250	20.95	6.52	--	-20.95	AV	101.00	100	Vertical	N/A
3	10536.500	34.73	11.80	68.2	33.47	Peak	44.50	100	Vertical	Pass
3**	10536.500	25.20	11.80	--	-25.20	AV	44.50	100	Vertical	N/A
4	13149.000	34.57	10.52	68.2	33.63	Peak	360.00	100	Vertical	Pass
4**	13149.000	26.58	10.52	--	-26.58	AV	360.00	100	Vertical	N/A
5	16432.500	41.05	13.73	68.2	27.15	Peak	184.40	100	Vertical	Pass
5**	16432.500	30.87	13.73	--	-30.87	AV	184.40	100	Vertical	N/A
6	17777.250	42.48	16.95	74.0	31.52	Peak	257.90	100	Vertical	Pass
6**	17777.250	33.04	16.95	54.0	20.96	AV	257.90	100	Vertical	Pass

WIFI5GB1-N20-Middle channel- Horizontal-TX

Test result

Project Number: Certification

Test Time: 2024-11-02_16.24.40

EUT Name:	ALL IN ONE	Test Engineer:	CJY
Manufacturer:	N.A	Test Standard:	FCC
Model:	N.A	Work Addition:	TX
Temp.(oC):	23.6	Load:	Full load
Hum.:	50%RH	Remark:	DR-RF01-E24080045-02#01

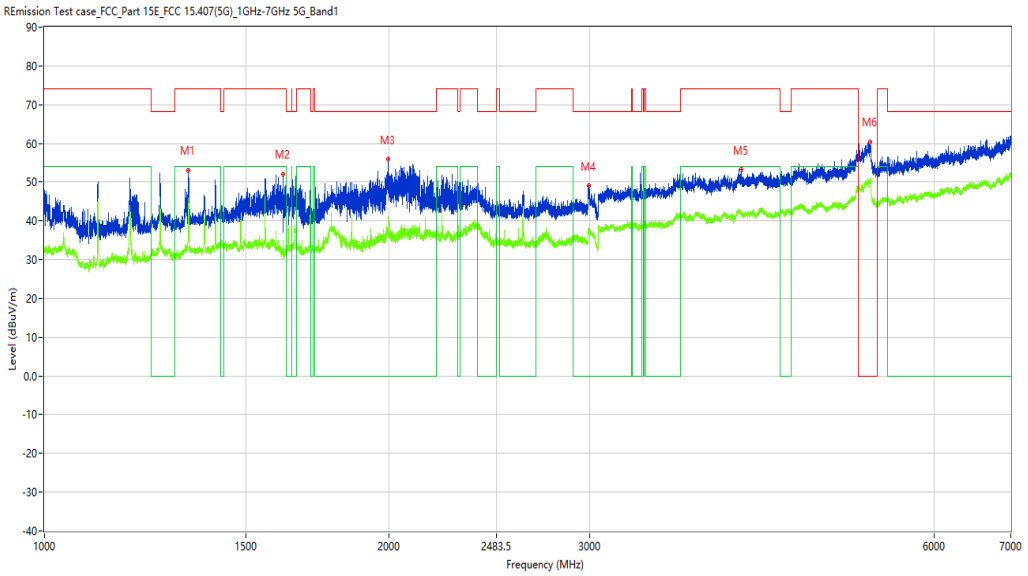

No.	Frequency (MHz)	Results (dBuV/m)	Factor (dB/m)	Limit (dBuV/m)	Margin (dB)	Detector	Table (Degree)	Height (cm)	Antenna	Verdict
1	1336.250	53.08	-15.27	74.0	20.92	Peak	310.10	100	Horizontal	Pass
1**	1336.250	45.94	-15.27	54.0	8.06	AV	310.10	100	Horizontal	Pass
2	1618.000	52.17	-15.74	74.0	21.83	Peak	254.80	100	Horizontal	Pass
2**	1618.000	34.83	-15.74	54.0	19.17	AV	254.80	100	Horizontal	Pass
3	1996.750	55.92	-13.84	68.2	12.28	Peak	254.80	100	Horizontal	Pass
3**	1996.750	41.14	-13.84	--	-41.14	AV	254.80	100	Horizontal	N/A
4	2994.000	49.04	-7.71	68.2	19.16	Peak	213.20	100	Horizontal	Pass
4**	2994.000	37.24	-7.71	--	-37.24	AV	213.20	100	Horizontal	N/A
5	4067.000	53.25	1.65	74.0	20.75	Peak	18.10	100	Horizontal	Pass
5**	4067.000	42.53	1.65	54.0	11.47	AV	18.10	100	Horizontal	Pass
6	5277.500	60.47	8.55	--	299.53	Peak	360.00	100	Horizontal	Pass
6**	5277.500	50.70	8.55	--	-50.70	AV	360.00	100	Horizontal	N/A

Test result

Project Number: Certification

Test Time: 2024-10-30_18.14.13

EUT Name:	ALL IN ONE	Test Engineer:	CJY
Manufacturer:	N.A	Test Standard:	FCC
Model:	N.A	Work Addition:	TX
Temp.(oC):	24.7	Load:	Full load
Hum.:	50%RH	Remark:	DR-RF01-E24080045-02#01

No.	Frequency (MHz)	Results (dBuV/m)	Factor (dB)	Limit (dBuV/m)	Margin (dB)	Detector	Table (Degree)	Height (cm)	Antenna	Verdict
1	7915.750	28.90	6.72	68.2	39.30	Peak	72.60	100	Horizontal	Pass
1**	7915.750	21.11	6.72	--	-21.11	AV	72.60	100	Horizontal	N/A
2	8834.250	28.87	6.73	68.2	39.33	Peak	357.60	100	Horizontal	Pass
2**	8834.250	20.73	6.73	--	-20.73	AV	357.60	100	Horizontal	N/A
3	10440.250	34.69	11.08	68.2	33.51	Peak	100.10	100	Horizontal	Pass
3**	10440.250	24.99	11.08	--	-24.99	AV	100.10	100	Horizontal	N/A
4	12634.750	34.42	10.31	74.0	39.58	Peak	345.90	100	Horizontal	Pass
4**	12634.750	24.44	10.31	54.0	29.56	AV	345.90	100	Horizontal	Pass
5	14683.500	38.06	13.96	68.2	30.14	Peak	156.30	100	Horizontal	Pass
5**	14683.500	28.52	13.96	--	-28.52	AV	156.30	100	Horizontal	N/A
6	16836.750	40.74	15.89	68.2	27.46	Peak	185.00	100	Horizontal	Pass
6**	16836.750	32.65	15.89	--	-32.65	AV	185.00	100	Horizontal	N/A

WIFI5GB1-N20-Middle channel-Vertical-TX

Test result

Project Number: Certification

Test Time: 2024-11-04_15.57.30

EUT Name:	ALL IN ONE	Test Engineer:	CJY
Manufacturer:	N.A	Test Standard:	FCC
Model:	N.A	Work Addition:	TX
Temp.(oC):	24.8	Load:	Full load
Hum.:	53%RH	Remark:	DR-RF01-E24080045-02#01

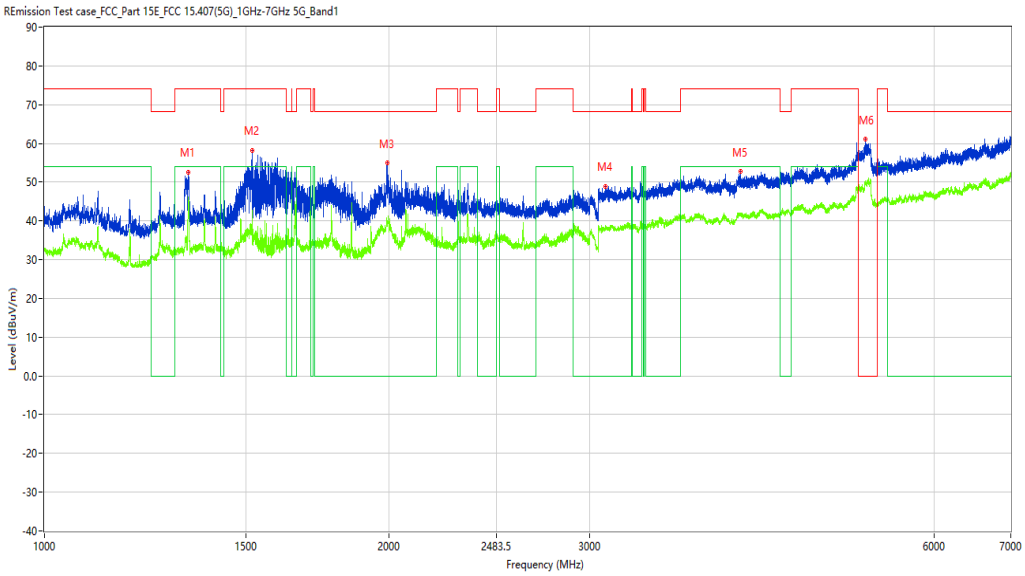

No.	Frequency (MHz)	Results (dBuV/m)	Factor (dB/m)	Limit (dBuV/m)	Margin (dB)	Detector	Table (Degree)	Height (cm)	Antenna	Verdict
1	1336.500	52.57	-15.27	74.0	21.43	Peak	0.00	100	Vertical	Pass
1**	1336.500	46.06	-15.27	54.0	7.94	AV	0.00	100	Vertical	Pass
2	1519.250	58.25	-15.55	74.0	15.75	Peak	134.20	100	Vertical	Pass
2**	1519.250	42.69	-15.55	54.0	11.31	AV	134.20	100	Vertical	Pass
3	1995.750	54.88	-13.83	68.2	13.32	Peak	188.50	100	Vertical	Pass
3**	1995.750	40.15	-13.83	--	-40.15	AV	188.50	100	Vertical	N/A
4	3094.500	48.79	-3.54	68.2	19.41	Peak	161.40	100	Vertical	Pass
4**	3094.500	38.66	-3.54	--	-38.66	AV	161.40	100	Vertical	N/A
5	4061.000	52.67	1.43	74.0	21.33	Peak	331.30	100	Vertical	Pass
5**	4061.000	41.68	1.43	54.0	12.32	AV	331.30	100	Vertical	Pass
6	5225.000	61.04	8.28	--	30.86	Peak	91.90	100	Vertical	Pass
6**	5225.000	50.23	8.28	--	-50.23	AV	91.90	100	Vertical	N/A

Test result

Project Number: Certification

Test Time: 2024-10-30_18.08.50

EUT Name:	ALL IN ONE	Test Engineer:	CJY
Manufacturer:	N.A	Test Standard:	FCC
Model:	N.A	Work Addition:	TX
Temp.(oC):	24.7	Load:	Full load
Hum.:	50%RH	Remark:	DR-RF01-E24080045-02#01

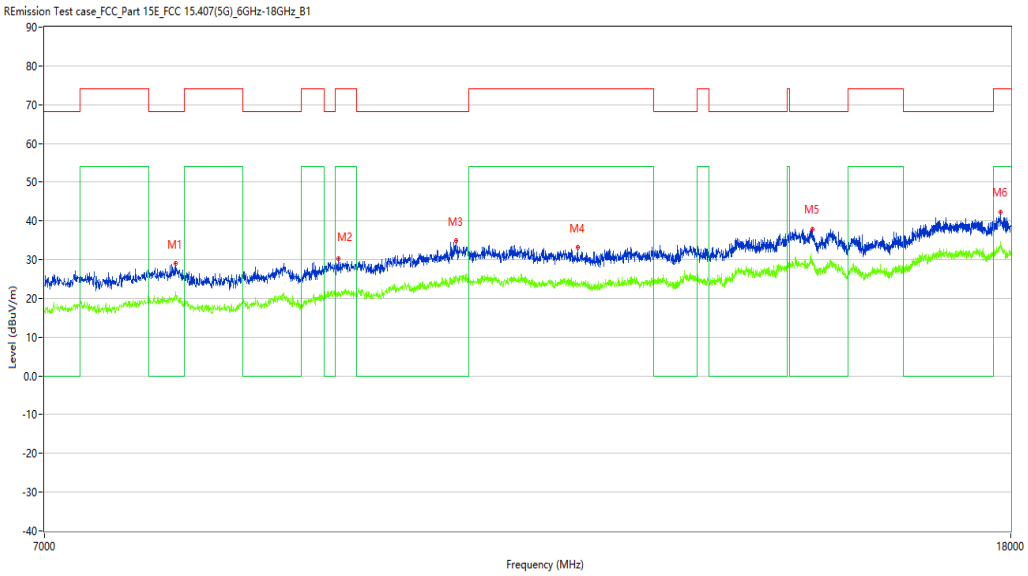

No.	Frequency (MHz)	Results (dBuV/m)	Factor (dB)	Limit (dBuV/m)	Margin (dB)	Detector	Table (Degree)	Height (cm)	Antenna	Verdict
1	7957.000	28.96	7.14	68.2	39.24	Peak	0.00	100	Vertical	Pass
1**	7957.000	21.76	7.14	--	-21.76	AV	0.00	100	Vertical	N/A
2	9329.250	30.30	8.12	74.0	43.70	Peak	130.80	100	Vertical	Pass
2**	9329.250	21.78	8.12	54.0	32.22	AV	130.80	100	Vertical	Pass
3	10467.750	34.83	11.16	68.2	33.37	Peak	319.50	100	Vertical	Pass
3**	10467.750	25.82	11.16	--	-25.82	AV	319.50	100	Vertical	N/A
4	11790.500	33.08	9.30	74.0	40.92	Peak	0.00	100	Vertical	Pass
4**	11790.500	23.27	9.30	54.0	30.73	AV	0.00	100	Vertical	Pass
5	14823.750	37.92	15.13	68.2	30.28	Peak	154.90	100	Vertical	Pass
5**	14823.750	30.01	15.13	--	-30.01	AV	154.90	100	Vertical	N/A
6	17818.499	42.34	16.69	74.0	31.66	Peak	319.50	100	Vertical	Pass
6**	17818.499	34.70	16.69	54.0	19.30	AV	319.50	100	Vertical	Pass

WIFI5GB1-N20-High channel-Horizontal-TX

Test result

Project Number: Certification

Test Time: 2024-11-02_16.28.28

EUT Name:	ALL IN ONE	Test Engineer:	CJY
Manufacturer:	N.A	Test Standard:	FCC
Model:	N.A	Work Addition:	TX
Temp.(oC):	23.6	Load:	Full load
Hum.:	50%RH	Remark:	DR-RF01-E24080045-02#01

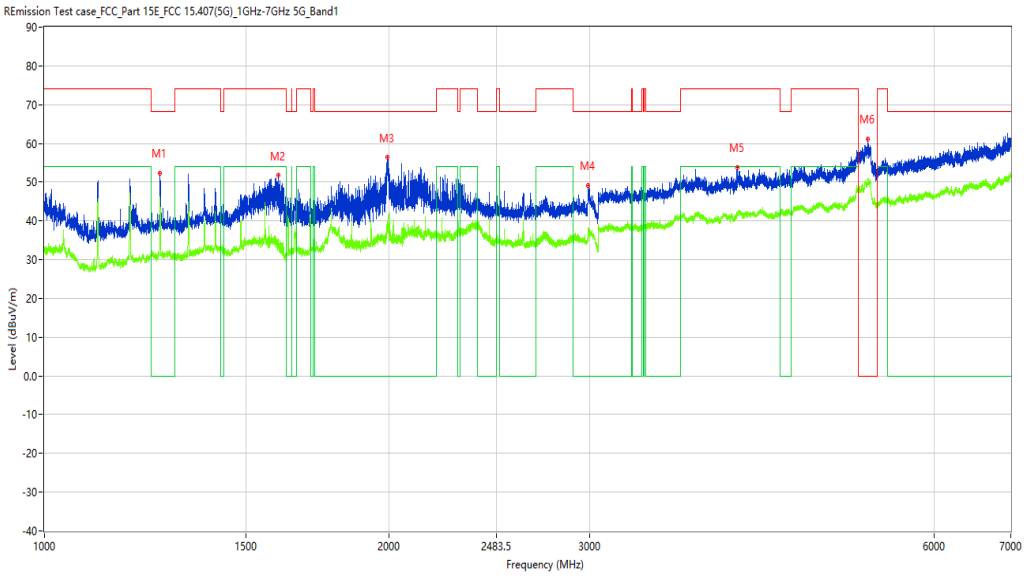

No.	Frequency (MHz)	Results (dBuV/m)	Factor (dB/m)	Limit (dBuV/m)	Margin (dB)	Detector	Table (Degree)	Height (cm)	Antenna	Verdict
1	1262.500	52.40	-15.58	68.2	15.80	Peak	308.80	100	Horizontal	Pass
1**	1262.500	44.96	-15.58	--	-44.96	AV	308.80	100	Horizontal	N/A
2	1601.000	51.80	-15.70	74.0	22.20	Peak	308.80	100	Horizontal	Pass
2**	1601.000	35.47	-15.70	54.0	18.53	AV	308.80	100	Horizontal	Pass
3	1994.000	56.37	-13.83	68.2	11.83	Peak	161.00	100	Horizontal	Pass
3**	1994.000	38.15	-13.83	--	-38.15	AV	161.00	100	Horizontal	N/A
4	2987.500	49.17	-7.75	68.2	19.03	Peak	202.00	100	Horizontal	Pass
4**	2987.500	37.77	-7.75	--	-37.77	AV	202.00	100	Horizontal	N/A
5	4033.500	53.72	1.01	74.0	20.28	Peak	360.00	100	Horizontal	Pass
5**	4033.500	41.49	1.01	54.0	12.51	AV	360.00	100	Horizontal	Pass
6	5252.500	61.22	8.74	--	298.78	Peak	360.00	100	Horizontal	Pass
6**	5252.500	50.98	8.74	--	-50.98	AV	360.00	100	Horizontal	N/A

Test result

Project Number: Certification

Test Time: 2024-10-30_18.15.53

EUT Name:	ALL IN ONE	Test Engineer:	CJY
Manufacturer:	N.A	Test Standard:	FCC
Model:	N.A	Work Addition:	TX
Temp.(oC):	24.7	Load:	Full load
Hum.:	50%RH	Remark:	DR-RF01-E24080045-02#01

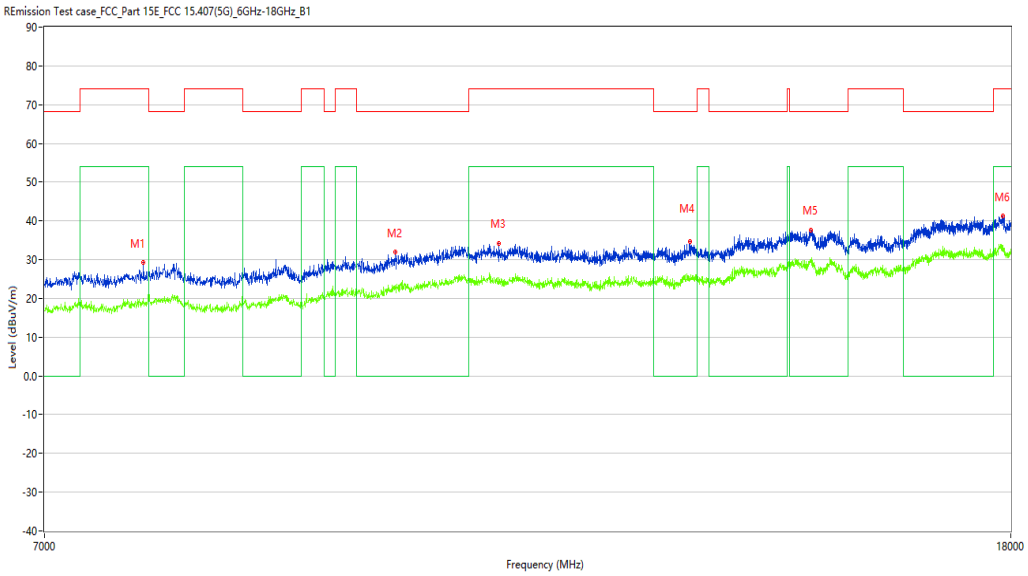

No.	Frequency (MHz)	Results (dBuV/m)	Factor (dB)	Limit (dBuV/m)	Margin (dB)	Detector	Table (Degree)	Height (cm)	Antenna	Verdict
1	7712.250	29.19	6.26	74.0	44.81	Peak	356.90	100	Horizontal	Pass
1**	7712.250	19.89	6.26	54.0	34.11	AV	356.90	100	Horizontal	Pass
2	9860.000	31.94	9.11	68.2	36.26	Peak	56.00	100	Horizontal	Pass
2**	9860.000	22.52	9.11	--	-22.52	AV	56.00	100	Horizontal	N/A
3	10913.250	34.25	10.98	74.0	39.75	Peak	276.90	100	Horizontal	Pass
3**	10913.250	25.37	10.98	54.0	28.63	AV	276.90	100	Horizontal	Pass
4	13159.999	34.58	10.50	68.2	33.62	Peak	0.00	100	Horizontal	Pass
4**	13159.999	25.19	10.50	--	-25.19	AV	0.00	100	Horizontal	N/A
5	14801.750	37.66	15.14	68.2	30.54	Peak	222.50	100	Horizontal	Pass
5**	14801.750	30.08	15.14	--	-30.08	AV	222.50	100	Horizontal	N/A
6	17865.251	41.29	16.40	74.0	32.71	Peak	250.60	100	Horizontal	Pass
6**	17865.251	32.44	16.40	54.0	21.56	AV	250.60	100	Horizontal	Pass

WIFI5GB1-N20-High channel-Vertical-TX

Test result

Project Number: Certification

Test Time: 2024-11-04_16.01.11

EUT Name:	ALL IN ONE	Test Engineer:	CJY
Manufacturer:	N.A	Test Standard:	FCC
Model:	N.A	Work Addition:	TX
Temp.(oC):	24.8	Load:	Full load
Hum.:	53%RH	Remark:	DR-RF01-E24080045-02#01

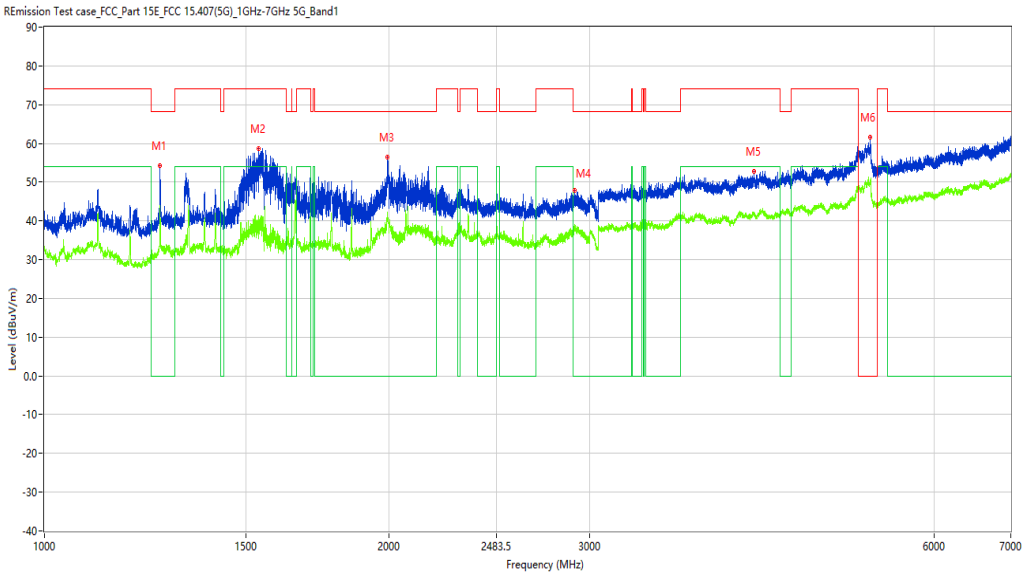

No.	Frequency (MHz)	Results (dBuV/m)	Factor (dB/m)	Limit (dBuV/m)	Margin (dB)	Detector	Table (Degree)	Height (cm)	Antenna	Verdict
1	1262.000	54.35	-15.59	68.2	13.85	Peak	143.70	100	Vertical	Pass
1**	1262.000	43.88	-15.59	--	-43.88	AV	143.70	100	Vertical	N/A
2	1538.500	58.73	-15.44	74.0	15.27	Peak	143.70	100	Vertical	Pass
2**	1538.500	41.38	-15.44	54.0	12.62	AV	143.70	100	Vertical	Pass
3	1993.750	56.57	-13.83	68.2	11.63	Peak	143.70	100	Vertical	Pass
3**	1993.750	42.02	-13.83	--	-42.02	AV	143.70	100	Vertical	N/A
4	2909.750	47.86	-7.67	68.2	20.34	Peak	143.70	100	Vertical	Pass
4**	2909.750	38.61	-7.67	--	-38.61	AV	143.70	100	Vertical	N/A
5	4174.500	52.79	0.70	74.0	21.21	Peak	50.30	100	Vertical	Pass
5**	4174.500	41.81	0.70	54.0	12.19	AV	50.30	100	Vertical	Pass
6	5274.500	61.63	8.52	--	219.37	Peak	281.00	100	Vertical	Pass
6**	5274.500	50.10	8.52	--	-50.10	AV	281.00	100	Vertical	N/A

Test result

Project Number: Certification

Test Time: 2024-10-30_18.10.27

EUT Name:	ALL IN ONE	Test Engineer:	CJY
Manufacturer:	N.A	Test Standard:	FCC
Model:	N.A	Work Addition:	TX
Temp.(oC):	24.7	Load:	Full load
Hum.:	50%RH	Remark:	DR-RF01-E24080045-02#01

No.	Frequency (MHz)	Results (dBuV/m)	Factor (dB)	Limit (dBuV/m)	Margin (dB)	Detector	Table (Degree)	Height (cm)	Antenna	Verdict
1	7959.750	31.00	7.13	68.2	37.20	Peak	55.90	100	Vertical	Pass
1**	7959.750	20.78	7.13	--	-20.78	AV	55.90	100	Vertical	N/A
2	9854.500	32.09	9.17	68.2	36.11	Peak	151.70	100	Vertical	Pass
2**	9854.500	22.23	9.17	--	-22.23	AV	151.70	100	Vertical	N/A
3	10814.250	34.61	11.30	74.0	39.39	Peak	206.00	100	Vertical	Pass
3**	10814.250	25.75	11.30	54.0	28.25	AV	206.00	100	Vertical	Pass
4	11191.000	34.49	10.05	74.0	39.51	Peak	360.00	100	Vertical	Pass
4**	11191.000	25.59	10.05	54.0	28.41	AV	360.00	100	Vertical	Pass
5	14804.500	38.76	15.38	68.2	29.44	Peak	360.00	100	Vertical	Pass
5**	14804.500	30.05	15.38	--	-30.05	AV	360.00	100	Vertical	N/A
6	17851.501	41.85	16.49	74.0	32.15	Peak	139.00	100	Vertical	Pass
6**	17851.501	33.13	16.49	54.0	20.87	AV	139.00	100	Vertical	Pass

WIFI5GB1-N40-Low channel-Horizontal-TX

Test result

Project Number: Certification

Test Time: 2024-11-04_17.37.52

EUT Name:	ALL IN ONE	Test Engineer:	CJY
Manufacturer:	N.A	Test Standard:	FCC
Model:	N.A	Work Addition:	TX
Temp.(oC):	24.8	Load:	Full load
Hum.:	53%RH	Remark:	DR-RF01-E24080045-02#01

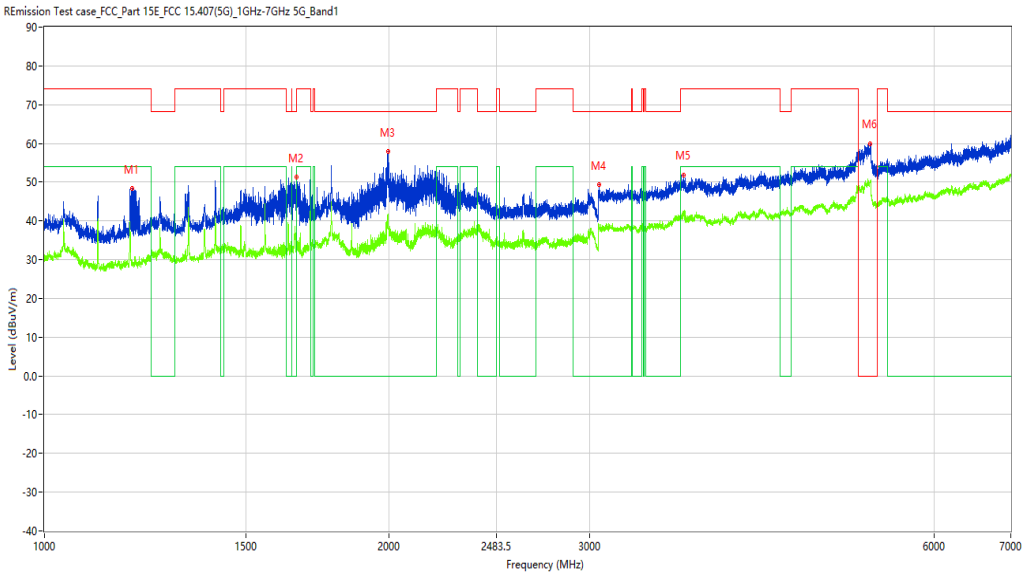

No.	Frequency (MHz)	Results (dBuV/m)	Factor (dB/m)	Limit (dBuV/m)	Margin (dB)	Detector	Table (Degree)	Height (cm)	Antenna	Verdict
1	1193.500	48.29	-16.10	74.0	25.71	Peak	230.80	100	Horizontal	Pass
1**	1193.500	28.33	-16.10	54.0	25.67	AV	230.80	100	Horizontal	Pass
2	1660.250	51.31	-15.77	74.0	22.69	Peak	212.20	100	Horizontal	Pass
2**	1660.250	34.56	-15.77	54.0	19.44	AV	212.20	100	Horizontal	Pass
3	1999.000	57.83	-13.83	68.2	10.37	Peak	212.20	100	Horizontal	Pass
3**	1999.000	41.12	-13.83	--	-41.12	AV	212.20	100	Horizontal	N/A
4	3054.000	49.32	-3.67	68.2	18.88	Peak	228.80	100	Horizontal	Pass
4**	3054.000	38.57	-3.67	--	-38.57	AV	228.80	100	Horizontal	N/A
5	3622.000	51.78	-0.15	74.0	22.22	Peak	280.50	100	Horizontal	Pass
5**	3622.000	41.96	-0.15	54.0	12.04	AV	280.50	100	Horizontal	Pass
6	5275.500	60.01	8.53	--	32.99	Peak	93.00	100	Horizontal	Pass
6**	5275.500	50.20	8.53	--	-50.20	AV	93.00	100	Horizontal	N/A

Test result

Project Number: Certification

Test Time: 2024-10-30_18.43.03

EUT Name:	ALL IN ONE	Test Engineer:	CJY
Manufacturer:	N.A	Test Standard:	FCC
Model:	N.A	Work Addition:	TX
Temp.(oC):	24.7	Load:	Full load
Hum.:	50%RH	Remark:	DR-RF01-E24080045-02#01

No.	Frequency (MHz)	Results (dBuV/m)	Factor (dB)	Limit (dBuV/m)	Margin (dB)	Detector	Table (Degree)	Height (cm)	Antenna	Verdict
1	7926.750	29.48	6.92	68.2	38.72	Peak	358.70	100	Horizontal	Pass
1**	7926.750	21.02	6.92	--	-21.02	AV	358.70	100	Horizontal	N/A
2	9945.250	32.27	9.61	68.2	35.93	Peak	91.50	100	Horizontal	Pass
2**	9945.250	23.49	9.61	--	-23.49	AV	91.50	100	Horizontal	N/A
3	10338.500	33.84	10.65	68.2	34.36	Peak	360.00	100	Horizontal	Pass
3**	10338.500	23.65	10.65	--	-23.65	AV	360.00	100	Horizontal	N/A
4	13047.250	34.10	10.93	68.2	34.10	Peak	201.10	100	Horizontal	Pass
4**	13047.250	24.24	10.93	--	-24.24	AV	201.10	100	Horizontal	N/A
5	14818.250	38.22	15.31	68.2	29.98	Peak	201.10	100	Horizontal	Pass
5**	14818.250	30.13	15.31	--	-30.13	AV	201.10	100	Horizontal	N/A
6	17815.751	41.83	16.71	74.0	32.17	Peak	116.80	100	Horizontal	Pass
6**	17815.751	33.80	16.71	54.0	20.20	AV	116.80	100	Horizontal	Pass

WIFI5GB1-N40-Low channel-Vertical-TX

Test result

Project Number: Certification

Test Time: 2024-11-04_17.52.10

EUT Name:	ALL IN ONE	Test Engineer:	CJY
Manufacturer:	N.A	Test Standard:	FCC
Model:	N.A	Work Addition:	TX
Temp.(oC):	24.8	Load:	Full load
Hum.:	53%RH	Remark:	DR-RF01-E24080045-02#01

No.	Frequency (MHz)	Results (dBuV/m)	Factor (dB/m)	Limit (dBuV/m)	Margin (dB)	Detector	Table (Degree)	Height (cm)	Antenna	Verdict
1	1335.750	50.96	-15.27	74.0	23.04	Peak	0.00	100	Vertical	Pass
1**	1335.750	43.45	-15.27	54.0	10.55	AV	0.00	100	Vertical	Pass
2	1583.250	60.21	-15.77	74.0	13.79	Peak	164.50	100	Vertical	Pass
2**	1583.250	43.15	-15.77	54.0	10.85	AV	164.50	100	Vertical	Pass
3	1996.250	54.11	-13.83	68.2	14.09	Peak	183.50	100	Vertical	Pass
3**	1996.250	41.67	-13.83	--	-41.67	AV	183.50	100	Vertical	N/A
4	3003.500	47.48	-4.47	68.2	20.72	Peak	251.80	100	Vertical	Pass
4**	3003.500	37.23	-4.47	--	-37.23	AV	251.80	100	Vertical	N/A
5	4219.000	52.69	1.13	74.0	21.31	Peak	251.80	100	Vertical	Pass
5**	4219.000	42.81	1.13	54.0	11.19	AV	251.80	100	Vertical	Pass
6	5217.000	60.44	8.01	--	298.96	Peak	359.40	100	Vertical	Pass
6**	5217.000	49.50	8.01	--	-49.50	AV	359.40	100	Vertical	N/A

Test result

Project Number: Certification

Test Time: 2024-10-30_18.34.02

EUT Name:	ALL IN ONE	Test Engineer:	CJY
Manufacturer:	N.A	Test Standard:	FCC
Model:	N.A	Work Addition:	TX
Temp.(oC):	24.7	Load:	Full load
Hum.:	50%RH	Remark:	DR-RF01-E24080045-02#01

No.	Frequency (MHz)	Results (dBuV/m)	Factor (dB)	Limit (dBuV/m)	Margin (dB)	Detector	Table (Degree)	Height (cm)	Antenna	Verdict
1	7621.500	28.22	5.63	74.0	45.78	Peak	306.10	100	Vertical	Pass
1**	7621.500	19.84	5.63	54.0	34.16	AV	306.10	100	Vertical	Pass
2	8881.000	28.88	6.66	68.2	39.32	Peak	223.30	100	Vertical	Pass
2**	8881.000	20.91	6.66	--	-20.91	AV	223.30	100	Vertical	N/A
3	10107.500	32.16	9.53	68.2	36.04	Peak	154.70	100	Vertical	Pass
3**	10107.500	23.50	9.53	--	-23.50	AV	154.70	100	Vertical	N/A
4	10753.750	34.08	11.45	74.0	39.92	Peak	360.00	100	Vertical	Pass
4**	10753.750	25.17	11.45	54.0	28.83	AV	360.00	100	Vertical	Pass
5	15063.000	38.14	13.07	68.2	30.06	Peak	154.70	100	Vertical	Pass
5**	15063.000	30.12	13.07	--	-30.12	AV	154.70	100	Vertical	N/A
6	17414.250	41.21	16.53	68.2	26.99	Peak	360.00	100	Vertical	Pass
6**	17414.250	31.49	16.53	--	-31.49	AV	360.00	100	Vertical	N/A

WIFI5GB1-N40-High channel-Horizontal-TX

Test result

Project Number: Certification

Test Time: 2024-11-04_17.40.50

EUT Name:	ALL IN ONE	Test Engineer:	CJY
Manufacturer:	N.A	Test Standard:	FCC
Model:	N.A	Work Addition:	TX
Temp.(oC):	24.8	Load:	Full load
Hum.:	53%RH	Remark:	DR-RF01-E24080045-02#01

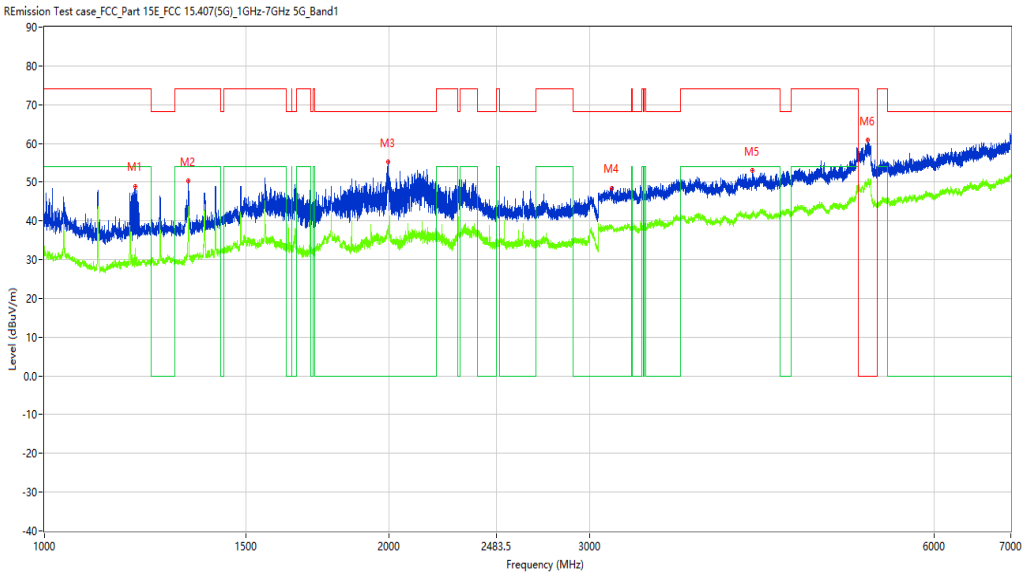

No.	Frequency (MHz)	Results (dBuV/m)	Factor (dB/m)	Limit (dBuV/m)	Margin (dB)	Detector	Table (Degree)	Height (cm)	Antenna	Verdict
1	1200.000	48.91	-16.04	74.0	25.09	Peak	190.90	100	Horizontal	Pass
1**	1200.000	32.85	-16.04	54.0	21.15	AV	190.90	100	Horizontal	Pass
2	1336.500	50.25	-15.27	74.0	23.75	Peak	62.40	100	Horizontal	Pass
2**	1336.500	43.55	-15.27	54.0	10.45	AV	62.40	100	Horizontal	Pass
3	1999.250	55.12	-13.83	68.2	13.08	Peak	128.30	100	Horizontal	Pass
3**	1999.250	38.06	-13.83	--	-38.06	AV	128.30	100	Horizontal	N/A
4	3133.500	48.44	-3.41	68.2	19.76	Peak	95.10	100	Horizontal	Pass
4**	3133.500	38.71	-3.41	--	-38.71	AV	95.10	100	Horizontal	N/A
5	4159.000	52.93	0.83	74.0	21.07	Peak	78.70	100	Horizontal	Pass
5**	4159.000	42.37	0.83	54.0	11.63	AV	78.70	100	Horizontal	Pass
6	5251.000	60.85	8.69	--	34.25	Peak	95.10	100	Horizontal	Pass
6**	5251.000	50.32	8.69	--	-50.32	AV	95.10	100	Horizontal	N/A

Test result

Project Number: Certification

Test Time: 2024-10-30_18.44.54

EUT Name:	ALL IN ONE	Test Engineer:	CJY
Manufacturer:	N.A	Test Standard:	FCC
Model:	N.A	Work Addition:	TX
Temp.(oC):	24.7	Load:	Full load
Hum.:	50%RH	Remark:	DR-RF01-E24080045-02#01

No.	Frequency (MHz)	Results (dBuV/m)	Factor (dB)	Limit (dBuV/m)	Margin (dB)	Detector	Table (Degree)	Height (cm)	Antenna	Verdict
1	7866.250	28.73	6.70	68.2	39.47	Peak	235.50	100	Horizontal	Pass
1**	7866.250	20.83	6.70	--	-20.83	AV	235.50	100	Horizontal	N/A
2	9422.750	31.23	8.28	74.0	42.77	Peak	3.60	100	Horizontal	Pass
2**	9422.750	20.88	8.28	54.0	33.12	AV	3.60	100	Horizontal	Pass
3	10346.750	33.57	10.65	68.2	34.63	Peak	59.70	100	Horizontal	Pass
3**	10346.750	24.57	10.65	--	-24.57	AV	59.70	100	Horizontal	N/A
4	11047.999	34.54	10.62	74.0	39.46	Peak	235.50	100	Horizontal	Pass
4**	11047.999	24.98	10.62	54.0	29.02	AV	235.50	100	Horizontal	Pass
5	14587.250	39.38	14.23	68.2	28.82	Peak	206.10	100	Horizontal	Pass
5**	14587.250	30.32	14.23	--	-30.32	AV	206.10	100	Horizontal	N/A
6	17840.501	42.66	16.56	74.0	31.34	Peak	139.70	100	Horizontal	Pass
6**	17840.501	33.97	16.56	54.0	20.03	AV	139.70	100	Horizontal	Pass

WIFI5GB1-N40-High channel-Vertical-TX

Test result

Project Number: Certification

Test Time: 2024-11-04_17.48.21

EUT Name:	ALL IN ONE	Test Engineer:	CJY
Manufacturer:	N.A	Test Standard:	FCC
Model:	N.A	Work Addition:	TX
Temp.(oC):	24.8	Load:	Full load
Hum.:	53%RH	Remark:	DR-RF01-E24080045-02#01

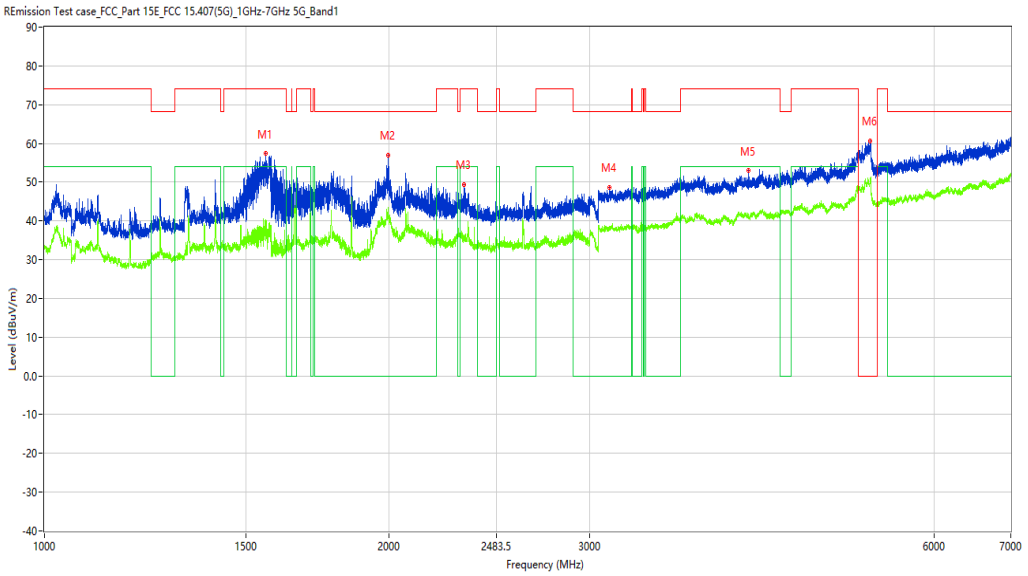

No.	Frequency (MHz)	Results (dBuV/m)	Factor (dB/m)	Limit (dBuV/m)	Margin (dB)	Detector	Table (Degree)	Height (cm)	Antenna	Verdict
1	1560.250	57.39	-15.53	74.0	16.61	Peak	124.20	100	Vertical	Pass
1**	1560.250	40.35	-15.53	54.0	13.65	AV	124.20	100	Vertical	Pass
2	1998.500	57.03	-13.84	68.2	11.17	Peak	124.20	100	Vertical	Pass
2**	1998.500	43.42	-13.84	--	-43.42	AV	124.20	100	Vertical	N/A
3	2329.250	49.42	-11.14	74.0	24.58	Peak	242.50	100	Vertical	Pass
3**	2329.250	35.91	-11.14	54.0	18.09	AV	242.50	100	Vertical	Pass
4	3119.000	48.52	-3.57	68.2	19.68	Peak	0.00	100	Vertical	Pass
4**	3119.000	37.90	-3.57	--	-37.90	AV	0.00	100	Vertical	N/A
5	4126.500	53.01	0.82	74.0	20.99	Peak	0.00	100	Vertical	Pass
5**	4126.500	41.76	0.82	54.0	12.24	AV	0.00	100	Vertical	Pass
6	5275.000	60.67	8.53	--	220.93	Peak	281.60	100	Vertical	Pass
6**	5275.000	50.89	8.53	--	-50.89	AV	281.60	100	Vertical	N/A

Test result

Project Number: Certification

Test Time: 2024-10-30_18.38.32

EUT Name:	ALL IN ONE	Test Engineer:	CJY
Manufacturer:	N.A	Test Standard:	FCC
Model:	N.A	Work Addition:	TX
Temp.(oC):	24.7	Load:	Full load
Hum.:	50%RH	Remark:	DR-RF01-E24080045-02#01

No.	Frequency (MHz)	Results (dBuV/m)	Factor (dB)	Limit (dBuV/m)	Margin (dB)	Detector	Table (Degree)	Height (cm)	Antenna	Verdict
1	7866.250	28.76	6.70	68.2	39.44	Peak	176.80	100	Vertical	Pass
1**	7866.250	20.41	6.70	--	-20.41	AV	176.80	100	Vertical	N/A
2	8817.750	28.77	6.85	68.2	39.43	Peak	0.00	100	Vertical	Pass
2**	8817.750	20.95	6.85	--	-20.95	AV	0.00	100	Vertical	N/A
3	10203.750	32.49	9.90	68.2	35.71	Peak	234.00	100	Vertical	Pass
3**	10203.750	24.30	9.90	--	-24.30	AV	234.00	100	Vertical	N/A
4	11122.250	34.00	10.36	74.0	40.00	Peak	45.20	100	Vertical	Pass
4**	11122.250	25.41	10.36	54.0	28.59	AV	45.20	100	Vertical	Pass
5	13789.750	35.45	11.86	68.2	32.75	Peak	291.10	100	Vertical	Pass
5**	13789.750	27.09	11.86	--	-27.09	AV	291.10	100	Vertical	N/A
6	16922.000	41.32	16.27	68.2	26.88	Peak	148.70	100	Vertical	Pass
6**	16922.000	32.29	16.27	--	-32.29	AV	148.70	100	Vertical	N/A

WIFI5GB1-AC20-Low channel-Horizontal-TX

Test result

Project Number: Certification

Test Time: 2024-11-04_16.56.06

EUT Name:	ALL IN ONE	Test Engineer:	CJY
Manufacturer:	N.A	Test Standard:	FCC
Model:	N.A	Work Addition:	TX
Temp.(oC):	24.8	Load:	Full load
Hum.:	53%RH	Remark:	DR-RF01-E24080045-02#01

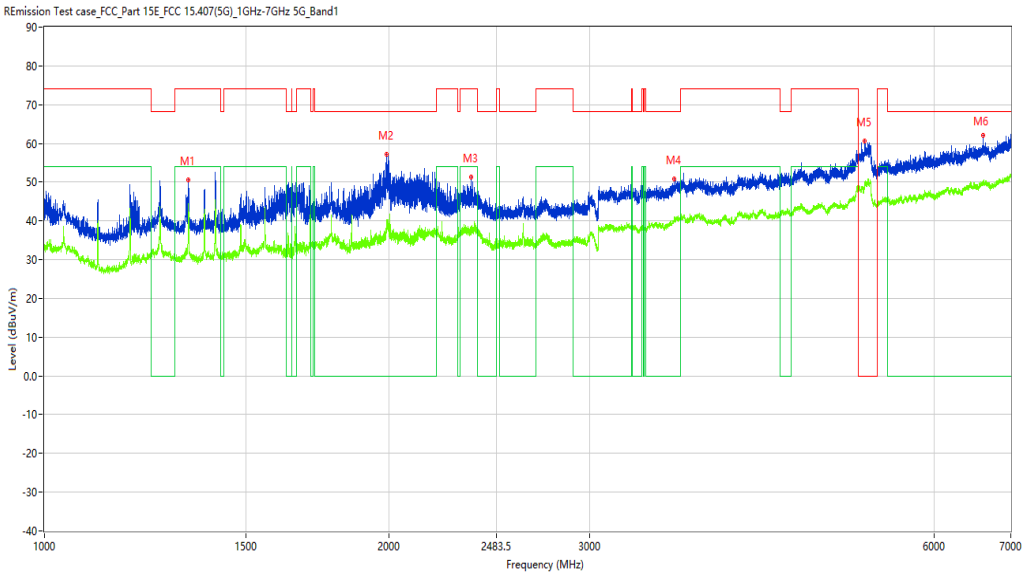

No.	Frequency (MHz)	Results (dBuV/m)	Factor (dB/m)	Limit (dBuV/m)	Margin (dB)	Detector	Table (Degree)	Height (cm)	Antenna	Verdict
1	1336.500	50.54	-15.27	74.0	23.46	Peak	315.10	100	Horizontal	Pass
1**	1336.500	44.45	-15.27	54.0	9.55	AV	315.10	100	Horizontal	Pass
2	1992.000	57.17	-13.84	68.2	11.03	Peak	260.10	100	Horizontal	Pass
2**	1992.000	40.13	-13.84	--	-40.13	AV	260.10	100	Horizontal	N/A
3	2362.250	51.26	-10.94	74.0	22.74	Peak	218.40	100	Horizontal	Pass
3**	2362.250	38.62	-10.94	54.0	15.38	AV	218.40	100	Horizontal	Pass
4	3555.500	50.78	-0.07	68.2	17.42	Peak	121.30	100	Horizontal	Pass
4**	3555.500	40.96	-0.07	--	-40.96	AV	121.30	100	Horizontal	N/A
5	5216.000	60.57	7.98	--	264.33	Peak	324.90	100	Horizontal	Pass
5**	5216.000	50.04	7.98	--	-50.04	AV	324.90	100	Horizontal	N/A
6	6622.000	62.20	7.98	68.2	6.00	Peak	216.50	100	Horizontal	Pass
6**	6622.000	50.22	7.98	--	-50.22	AV	216.50	100	Horizontal	N/A

Test result

Project Number: Certification

Test Time: 2024-10-30_17.56.30

EUT Name:	ALL IN ONE	Test Engineer:	CJY
Manufacturer:	N.A	Test Standard:	FCC
Model:	N.A	Work Addition:	TX
Temp.(oC):	24.7	Load:	Full load
Hum.:	50%RH	Remark:	DR-RF01-E24080045-02#01

No.	Frequency (MHz)	Results (dBuV/m)	Factor (dB)	Limit (dBuV/m)	Margin (dB)	Detector	Table (Degree)	Height (cm)	Antenna	Verdict
1	7844.250	28.78	6.22	68.2	39.42	Peak	359.70	100	Horizontal	Pass
1**	7844.250	20.60	6.22	--	-20.60	AV	359.70	100	Horizontal	N/A
2	8842.500	29.41	6.90	68.2	38.79	Peak	100.40	100	Horizontal	Pass
2**	8842.500	20.33	6.90	--	-20.33	AV	100.40	100	Horizontal	N/A
3	10476.000	33.65	11.41	68.2	34.55	Peak	359.70	100	Horizontal	Pass
3**	10476.000	24.76	11.41	--	-24.76	AV	359.70	100	Horizontal	N/A
4	11133.250	35.02	10.25	74.0	38.98	Peak	180.70	100	Horizontal	Pass
4**	11133.250	24.90	10.25	54.0	29.10	AV	180.70	100	Horizontal	Pass
5	14796.250	38.88	14.82	68.2	29.32	Peak	100.40	100	Horizontal	Pass
5**	14796.250	29.82	14.82	--	-29.82	AV	100.40	100	Horizontal	N/A
6	16729.500	40.78	15.46	68.2	27.42	Peak	208.20	100	Horizontal	Pass
6**	16729.500	31.43	15.46	--	-31.43	AV	208.20	100	Horizontal	N/A

WIFI5GB1-AC20-Low channel-Vertical-TX

Test result

Project Number: Certification

Test Time: 2024-11-04_16.39.12

EUT Name:	ALL IN ONE	Test Engineer:	CJY
Manufacturer:	N.A	Test Standard:	FCC
Model:	N.A	Work Addition:	TX
Temp.(oC):	24.8	Load:	Full load
Hum.:	53%RH	Remark:	DR-RF01-E24080045-02#01

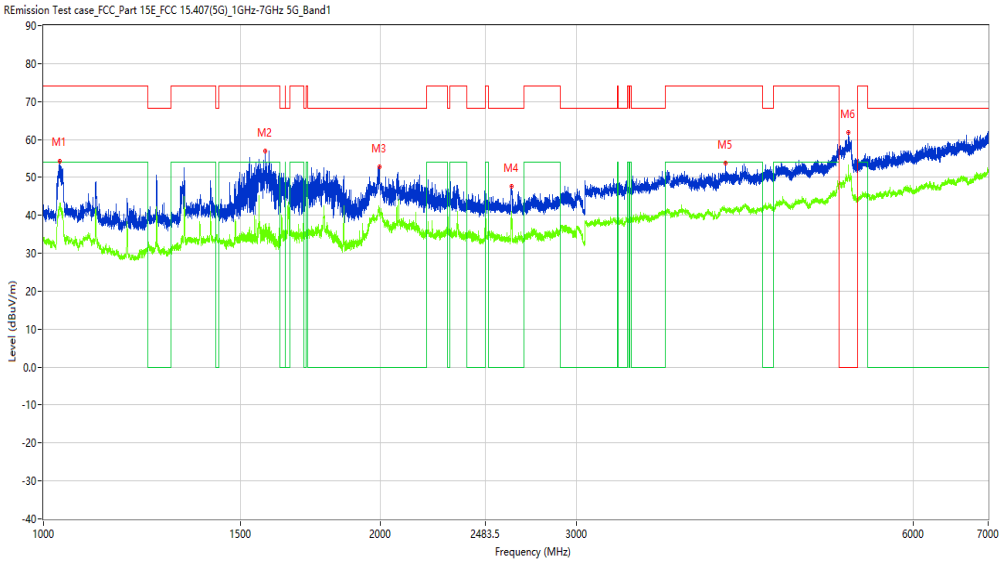

No.	Frequency (MHz)	Results (dBuV/m)	Factor (dB/m)	Limit (dBuV/m)	Margin (dB)	Detector	Table (Degree)	Height (cm)	Antenna	Verdict
1	1034.000	54.29	-16.36	74.0	19.71	Peak	224.40	100	Vertical	Pass
1**	1034.000	42.71	-16.36	54.0	11.29	AV	224.40	100	Vertical	Pass
2	1578.750	56.93	-15.64	74.0	17.07	Peak	212.60	100	Vertical	Pass
2**	1578.750	37.61	-15.64	54.0	16.39	AV	212.60	100	Vertical	Pass
3	1996.500	52.71	-13.83	68.2	15.49	Peak	212.60	100	Vertical	Pass
3**	1996.500	42.14	-13.83	--	-42.14	AV	212.60	100	Vertical	N/A
4	2621.750	47.60	-9.59	68.2	20.60	Peak	212.60	100	Vertical	Pass
4**	2621.750	41.00	-9.59	--	-41.00	AV	212.60	100	Vertical	N/A
5	4078.500	53.74	1.47	74.0	20.26	Peak	28.40	100	Vertical	Pass
5**	4078.500	41.36	1.47	54.0	12.64	AV	28.40	100	Vertical	Pass
6	5248.500	61.85	8.45	--	123.75	Peak	185.60	100	Vertical	Pass
6**	5248.500	53.27	8.45	--	-53.27	AV	185.60	100	Vertical	N/A

Test result

Project Number: Certification

Test Time: 2024-10-30_18.01.25

EUT Name:	ALL IN ONE	Test Engineer:	CJY
Manufacturer:	N.A	Test Standard:	FCC
Model:	N.A	Work Addition:	TX
Temp.(oC):	24.7	Load:	Full load
Hum.:	50%RH	Remark:	DR-RF01-E24080045-02#01

No.	Frequency (MHz)	Results (dBuV/m)	Factor (dB)	Limit (dBuV/m)	Margin (dB)	Detector	Table (Degree)	Height (cm)	Antenna	Verdict
1	7566.500	29.52	5.95	74.0	44.48	Peak	165.30	100	Vertical	Pass
1**	7566.500	18.87	5.95	54.0	35.13	AV	165.30	100	Vertical	Pass
2	8817.750	28.62	6.85	68.2	39.58	Peak	305.50	100	Vertical	Pass
2**	8817.750	19.53	6.85	--	-19.53	AV	305.50	100	Vertical	N/A
3	10327.500	32.90	10.78	68.2	35.30	Peak	140.30	100	Vertical	Pass
3**	10327.500	24.04	10.78	--	-24.04	AV	140.30	100	Vertical	N/A
4	12403.750	34.74	9.55	74.0	39.26	Peak	86.50	100	Vertical	Pass
4**	12403.750	25.46	9.55	54.0	28.54	AV	86.50	100	Vertical	Pass
5	15082.250	38.51	13.35	68.2	29.69	Peak	140.30	100	Vertical	Pass
5**	15082.250	28.98	13.35	--	-28.98	AV	140.30	100	Vertical	N/A
6	17356.501	41.83	16.63	68.2	26.37	Peak	305.50	100	Vertical	Pass
6**	17356.501	32.25	16.63	--	-32.25	AV	305.50	100	Vertical	N/A

WIFI5GB1-AC20-Middle channel- Horizontal-TX

Test result

Project Number: Certification

Test Time: 2024-11-04_16.52.56

EUT Name:	ALL IN ONE	Test Engineer:	CJY
Manufacturer:	N.A	Test Standard:	FCC
Model:	N.A	Work Addition:	TX
Temp.(oC):	24.8	Load:	Full load
Hum.:	53%RH	Remark:	DR-RF01-E24080045-02#01

No.	Frequency (MHz)	Results (dBuV/m)	Factor (dB/m)	Limit (dBuV/m)	Margin (dB)	Detector	Table (Degree)	Height (cm)	Antenna	Verdict
1	1261.750	53.15	-15.59	68.2	15.05	Peak	252.10	100	Horizontal	Pass
1**	1261.750	44.15	-15.59	--	-44.15	AV	252.10	100	Horizontal	N/A
2	1410.750	52.21	-15.22	74.0	21.79	Peak	252.10	100	Horizontal	Pass
2**	1410.750	44.42	-15.22	54.0	9.58	AV	252.10	100	Horizontal	Pass
3	1994.000	57.14	-13.83	68.2	11.06	Peak	252.10	100	Horizontal	Pass
3**	1994.000	40.02	-13.83	--	-40.02	AV	252.10	100	Horizontal	N/A
4	3731.500	51.56	0.66	74.0	22.44	Peak	96.00	100	Horizontal	Pass
4**	3731.500	41.51	0.66	54.0	12.49	AV	96.00	100	Horizontal	Pass
5	5224.000	61.21	8.26	--	-33.51	Peak	27.70	100	Horizontal	N/A
5**	5224.000	50.02	8.26	--	-50.02	AV	27.70	100	Horizontal	N/A
6	6840.000	61.39	8.19	68.2	6.81	Peak	266.50	100	Horizontal	Pass
6**	6840.000	51.26	8.19	--	-51.26	AV	266.50	100	Horizontal	N/A

Test result

Project Number: Certification

Test Time: 2024-10-30_17.58.10

EUT Name:	ALL IN ONE	Test Engineer:	CJY
Manufacturer:	N.A	Test Standard:	FCC
Model:	N.A	Work Addition:	TX
Temp.(oC):	24.7	Load:	Full load
Hum.:	50%RH	Remark:	DR-RF01-E24080045-02#01

No.	Frequency (MHz)	Results (dBuV/m)	Factor (dB)	Limit (dBuV/m)	Margin (dB)	Detector	Table (Degree)	Height (cm)	Antenna	Verdict
1	7525.250	27.60	5.49	74.0	46.40	Peak	126.10	100	Horizontal	Pass
1**	7525.250	17.40	5.49	54.0	36.60	AV	126.10	100	Horizontal	Pass
2	8575.750	29.90	5.39	68.2	38.30	Peak	72.40	100	Horizontal	Pass
2**	8575.750	19.76	5.39	--	-19.76	AV	72.40	100	Horizontal	N/A
3	10443.000	33.17	11.17	68.2	35.03	Peak	179.00	100	Horizontal	Pass
3**	10443.000	25.14	11.17	--	-25.14	AV	179.00	100	Horizontal	N/A
4	11053.500	34.27	10.73	74.0	39.73	Peak	360.00	100	Horizontal	Pass
4**	11053.500	24.55	10.73	54.0	29.45	AV	360.00	100	Horizontal	Pass
5	14782.500	37.94	14.33	68.2	30.26	Peak	0.00	100	Horizontal	Pass
5**	14782.500	30.58	14.33	--	-30.58	AV	0.00	100	Horizontal	N/A
6	17804.751	43.17	16.78	74.0	30.83	Peak	0.00	100	Horizontal	Pass
6**	17804.751	33.56	16.78	54.0	20.44	AV	0.00	100	Horizontal	Pass

WIFI5GB1-AC20- Middle channel-Vertical-TX

Test result

Project Number: Certification

Test Time: 2024-11-04_16.33.48

EUT Name:	ALL IN ONE	Test Engineer:	CJY
Manufacturer:	N.A	Test Standard:	FCC
Model:	N.A	Work Addition:	TX
Temp.(oC):	24.8	Load:	Full load
Hum.:	53%RH	Remark:	DR-RF01-E24080045-02#01

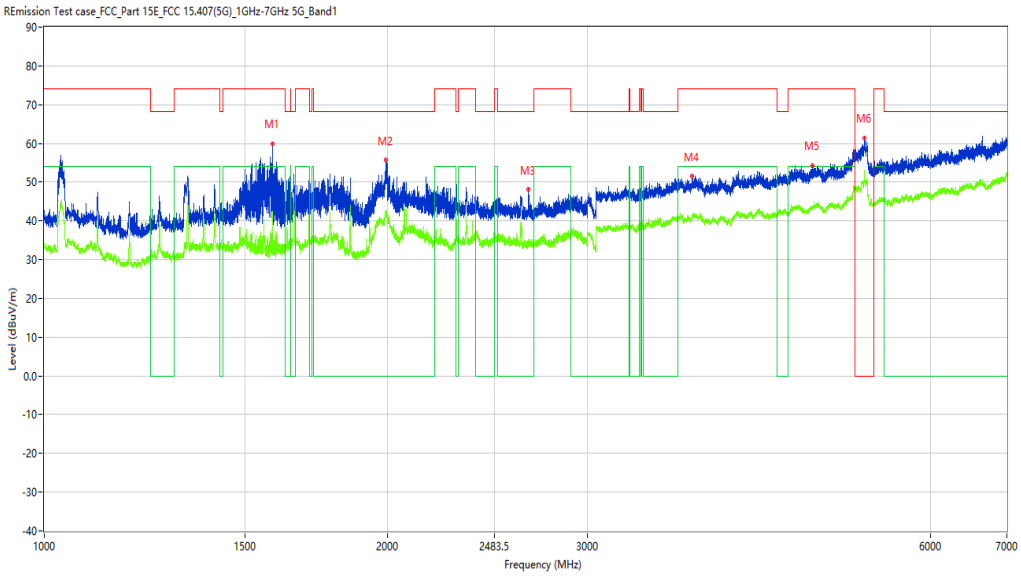

No.	Frequency (MHz)	Results (dBuV/m)	Factor (dB/m)	Limit (dBuV/m)	Margin (dB)	Detector	Table (Degree)	Height (cm)	Antenna	Verdict
1	1585.250	59.97	-15.77	74.0	14.03	Peak	177.70	100	Vertical	Pass
1**	1585.250	42.50	-15.77	54.0	11.50	AV	177.70	100	Vertical	Pass
2	1994.750	55.63	-13.83	68.2	12.57	Peak	233.60	100	Vertical	Pass
2**	1994.750	42.10	-13.83	--	-42.10	AV	233.60	100	Vertical	N/A
3	2659.250	48.17	-10.10	68.2	20.03	Peak	233.60	100	Vertical	Pass
3**	2659.250	35.06	-10.10	--	-35.06	AV	233.60	100	Vertical	N/A
4	3705.000	51.51	0.31	74.0	22.49	Peak	44.70	100	Vertical	Pass
4**	3705.000	41.48	0.31	54.0	12.52	AV	44.70	100	Vertical	Pass
5	4727.500	54.19	2.28	74.0	19.81	Peak	236.20	100	Vertical	Pass
5**	4727.500	43.64	2.28	54.0	10.36	AV	236.20	100	Vertical	Pass
6	5248.000	61.39	8.40	--	121.11	Peak	182.50	100	Vertical	Pass
6**	5248.000	53.01	8.40	--	-53.01	AV	182.50	100	Vertical	N/A

Test result

Project Number: Certification

Test Time: 2024-10-30_18.03.01

EUT Name:	ALL IN ONE	Test Engineer:	CJY
Manufacturer:	N.A	Test Standard:	FCC
Model:	N.A	Work Addition:	TX
Temp.(oC):	24.7	Load:	Full load
Hum.:	50%RH	Remark:	DR-RF01-E24080045-02#01

No.	Frequency (MHz)	Results (dBuV/m)	Factor (dB)	Limit (dBuV/m)	Margin (dB)	Detector	Table (Degree)	Height (cm)	Antenna	Verdict
1	7855.250	29.27	6.49	68.2	38.93	Peak	111.50	100	Vertical	Pass
1**	7855.250	20.06	6.49	--	-20.06	AV	111.50	100	Vertical	N/A
2	9123.000	28.96	6.84	74.0	45.04	Peak	0.00	100	Vertical	Pass
2**	9123.000	20.20	6.84	54.0	33.80	AV	0.00	100	Vertical	Pass
3	10525.500	33.98	11.67	68.2	34.22	Peak	0.00	100	Vertical	Pass
3**	10525.500	25.99	11.67	--	-25.99	AV	0.00	100	Vertical	N/A
4	11050.750	33.68	10.69	74.0	40.32	Peak	111.50	100	Vertical	Pass
4**	11050.750	24.85	10.69	54.0	29.15	AV	111.50	100	Vertical	Pass
5	14832.000	38.88	14.80	68.2	29.32	Peak	57.80	100	Vertical	Pass
5**	14832.000	29.20	14.80	--	-29.20	AV	57.80	100	Vertical	N/A
6	17122.750	41.73	16.16	68.2	26.47	Peak	140.00	100	Vertical	Pass
6**	17122.750	32.62	16.16	--	-32.62	AV	140.00	100	Vertical	N/A

WIFI5GB1-AC20-High channel-Horizontal-TX

Test result

Project Number: Certification

Test Time: 2024-11-04_16.50.04

EUT Name:	ALL IN ONE	Test Engineer:	CJY
Manufacturer:	N.A	Test Standard:	FCC
Model:	N.A	Work Addition:	TX
Temp.(oC):	24.8	Load:	Full load
Hum.:	53%RH	Remark:	DR-RF01-E24080045-02#01

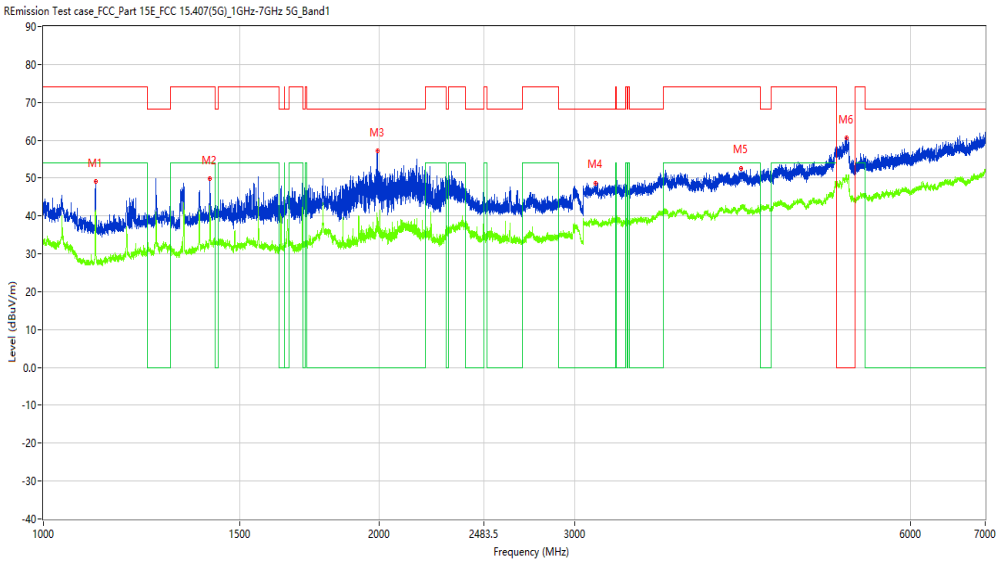

No.	Frequency (MHz)	Results (dBuV/m)	Factor (dB/m)	Limit (dBuV/m)	Margin (dB)	Detector	Table (Degree)	Height (cm)	Antenna	Verdict
1	1113.500	49.07	-16.56	74.0	24.93	Peak	165.00	100	Horizontal	Pass
1**	1113.500	41.55	-16.56	54.0	12.45	AV	165.00	100	Horizontal	Pass
2	1410.250	49.84	-15.21	74.0	24.16	Peak	247.80	100	Horizontal	Pass
2**	1410.250	41.70	-15.21	54.0	12.30	AV	247.80	100	Horizontal	Pass
3	1993.250	57.21	-13.83	68.2	10.99	Peak	247.80	100	Horizontal	Pass
3**	1993.250	39.58	-13.83	--	-39.58	AV	247.80	100	Horizontal	N/A
4	3129.500	48.73	-3.46	68.2	19.47	Peak	148.20	100	Horizontal	Pass
4**	3129.500	38.81	-3.46	--	-38.81	AV	148.20	100	Horizontal	N/A
5	4225.500	52.58	1.34	74.0	21.42	Peak	278.20	100	Horizontal	Pass
5**	4225.500	42.34	1.34	54.0	11.66	AV	278.20	100	Horizontal	Pass
6	5257.000	60.62	8.70	--	217.58	Peak	278.20	100	Horizontal	Pass
6**	5257.000	49.93	8.70	--	-49.93	AV	278.20	100	Horizontal	N/A

Test result

Project Number: Certification

Test Time: 2024-10-30_17.59.52

EUT Name:	ALL IN ONE	Test Engineer:	CJY
Manufacturer:	N.A	Test Standard:	FCC
Model:	N.A	Work Addition:	TX
Temp.(oC):	24.7	Load:	Full load
Hum.:	50%RH	Remark:	DR-RF01-E24080045-02#01

No.	Frequency (MHz)	Results (dBuV/m)	Factor (dB)	Limit (dBuV/m)	Margin (dB)	Detector	Table (Degree)	Height (cm)	Antenna	Verdict
1	7954.250	28.69	7.07	68.2	39.51	Peak	278.60	100	Horizontal	Pass
1**	7954.250	20.14	7.07	--	-20.14	AV	278.60	100	Horizontal	N/A
2	9931.500	32.46	9.55	68.2	35.74	Peak	219.30	100	Horizontal	Pass
2**	9931.500	22.77	9.55	--	-22.77	AV	219.30	100	Horizontal	N/A
3	10544.750	35.18	11.88	68.2	33.02	Peak	219.30	100	Horizontal	Pass
3**	10544.750	26.32	11.88	--	-26.32	AV	219.30	100	Horizontal	N/A
4	11688.750	33.62	10.51	74.0	40.38	Peak	112.40	100	Horizontal	Pass
4**	11688.750	24.42	10.51	54.0	29.58	AV	112.40	100	Horizontal	Pass
5	14821.000	38.58	15.22	68.2	29.62	Peak	165.60	100	Horizontal	Pass
5**	14821.000	30.45	15.22	--	-30.45	AV	165.60	100	Horizontal	N/A
6	17144.750	41.58	16.22	68.2	26.62	Peak	42.30	100	Horizontal	Pass
6**	17144.750	32.77	16.22	--	-32.77	AV	42.30	100	Horizontal	N/A

WIFI5GB1-AC20-High channel-Vertical-TX

Test result

Project Number: Certification

Test Time: 2024-11-04_16.30.04

EUT Name:	ALL IN ONE	Test Engineer:	CJY
Manufacturer:	N.A	Test Standard:	FCC
Model:	N.A	Work Addition:	TX
Temp.(oC):	24.8	Load:	Full load
Hum.:	53%RH	Remark:	DR-RF01-E24080045-02#01

No.	Frequency (MHz)	Results (dBuV/m)	Factor (dB/m)	Limit (dBuV/m)	Margin (dB)	Detector	Table (Degree)	Height (cm)	Antenna	Verdict
1	1336.500	52.58	-15.27	74.0	21.42	Peak	257.00	100	Vertical	Pass
1**	1336.500	43.67	-15.27	54.0	10.33	AV	257.00	100	Vertical	Pass
2	1587.000	56.37	-15.74	74.0	17.63	Peak	257.00	100	Vertical	Pass
2**	1587.000	39.18	-15.74	54.0	14.82	AV	257.00	100	Vertical	Pass
3	1999.000	54.68	-13.83	68.2	13.52	Peak	257.00	100	Vertical	Pass
3**	1999.000	38.56	-13.83	--	-38.56	AV	257.00	100	Vertical	N/A
4	3627.500	52.47	0.05	74.0	21.53	Peak	187.40	100	Vertical	Pass
4**	3627.500	42.03	0.05	54.0	11.97	AV	187.40	100	Vertical	Pass
5	4759.000	54.53	2.95	74.0	19.47	Peak	48.10	100	Vertical	Pass
5**	4759.000	43.59	2.95	54.0	10.41	AV	48.10	100	Vertical	Pass
6	5248.000	61.43	8.40	--	125.97	Peak	187.40	100	Vertical	Pass
6**	5248.000	52.58	8.40	--	-52.58	AV	187.40	100	Vertical	N/A

Test result

Project Number: Certification

Test Time: 2024-10-30_18.04.44

EUT Name:	ALL IN ONE	Test Engineer:	CJY
Manufacturer:	N.A	Test Standard:	FCC
Model:	N.A	Work Addition:	TX
Temp.(oC):	24.7	Load:	Full load
Hum.:	50%RH	Remark:	DR-RF01-E24080045-02#01

No.	Frequency (MHz)	Results (dBuV/m)	Factor (dB)	Limit (dBuV/m)	Margin (dB)	Detector	Table (Degree)	Height (cm)	Antenna	Verdict
1	7924.000	28.45	6.93	68.2	39.75	Peak	143.40	100	Vertical	Pass
1**	7924.000	20.13	6.93	--	-20.13	AV	143.40	100	Vertical	N/A
2	9420.000	30.30	8.23	74.0	43.70	Peak	112.80	100	Vertical	Pass
2**	9420.000	22.71	8.23	54.0	31.29	AV	112.80	100	Vertical	Pass
3	10723.500	34.81	11.54	74.0	39.19	Peak	360.00	100	Vertical	Pass
3**	10723.500	24.70	11.54	54.0	29.30	AV	360.00	100	Vertical	Pass
4	12610.000	33.86	9.95	74.0	40.14	Peak	226.80	100	Vertical	Pass
4**	12610.000	26.21	9.95	54.0	27.79	AV	226.80	100	Vertical	Pass
5	14601.000	38.43	14.21	68.2	29.77	Peak	226.80	100	Vertical	Pass
5**	14601.000	29.52	14.21	--	-29.52	AV	226.80	100	Vertical	N/A
6	17826.750	42.24	16.64	74.0	31.76	Peak	30.40	100	Vertical	Pass
6**	17826.750	33.61	16.64	54.0	20.39	AV	30.40	100	Vertical	Pass

WIFI5GB1-AC40-Low channel-Horizontal-TX

Test result

Project Number: Certification

Test Time: 2024-11-04_17.29.33

EUT Name:	ALL IN ONE	Test Engineer:	CJY
Manufacturer:	N.A	Test Standard:	FCC
Model:	N.A	Work Addition:	TX
Temp.(oC):	24.8	Load:	Full load
Hum.:	53%RH	Remark:	DR-RF01-E24080045-02#01

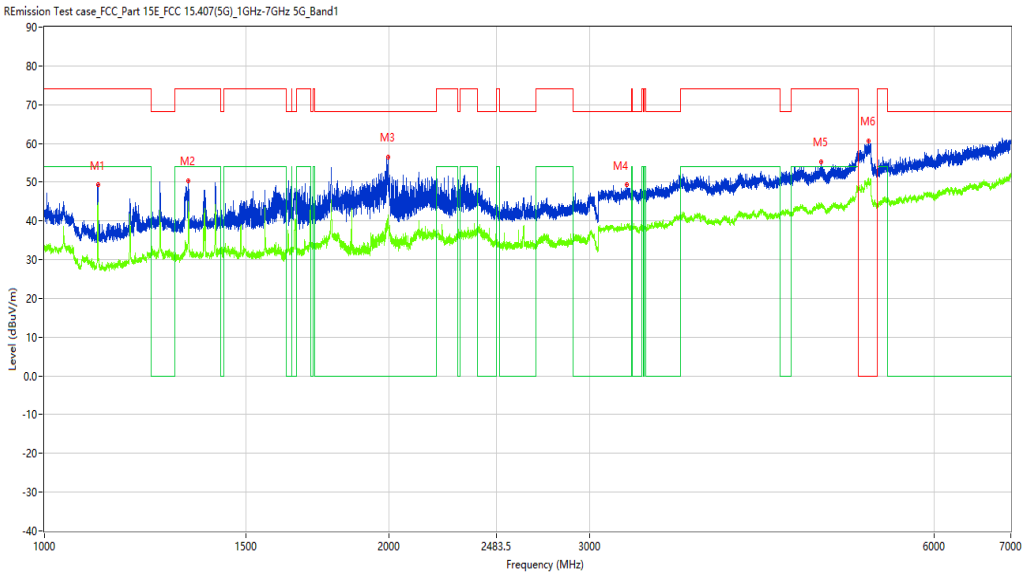

No.	Frequency (MHz)	Results (dBuV/m)	Factor (dB/m)	Limit (dBuV/m)	Margin (dB)	Detector	Table (Degree)	Height (cm)	Antenna	Verdict
1	1113.750	49.26	-16.56	74.0	24.74	Peak	82.70	100	Horizontal	Pass
1**	1113.750	44.69	-16.56	54.0	9.31	AV	82.70	100	Horizontal	Pass
2	1336.250	50.45	-15.27	74.0	23.55	Peak	82.70	100	Horizontal	Pass
2**	1336.250	44.86	-15.27	54.0	9.14	AV	82.70	100	Horizontal	Pass
3	1997.500	56.51	-13.84	68.2	11.69	Peak	164.20	100	Horizontal	Pass
3**	1997.500	41.56	-13.84	--	-41.56	AV	164.20	100	Horizontal	N/A
4	3232.000	49.28	-2.65	68.2	18.92	Peak	229.20	100	Horizontal	Pass
4**	3232.000	38.60	-2.65	--	-38.60	AV	229.20	100	Horizontal	N/A
5	4778.000	55.30	2.78	74.0	18.70	Peak	261.50	100	Horizontal	Pass
5**	4778.000	43.98	2.78	54.0	10.02	AV	261.50	100	Horizontal	Pass
6	5254.500	60.73	8.74	--	168.47	Peak	229.20	100	Horizontal	Pass
6**	5254.500	51.01	8.74	--	-51.01	AV	229.20	100	Horizontal	N/A

Test result

Project Number: Certification

Test Time: 2024-10-30_18.18.44

EUT Name:	ALL IN ONE	Test Engineer:	CJY
Manufacturer:	N.A	Test Standard:	FCC
Model:	N.A	Work Addition:	TX
Temp.(oC):	24.7	Load:	Full load
Hum.:	50%RH	Remark:	DR-RF01-E24080045-02#01

No.	Frequency (MHz)	Results (dBuV/m)	Factor (dB)	Limit (dBuV/m)	Margin (dB)	Detector	Table (Degree)	Height (cm)	Antenna	Verdict
1	7957.000	28.81	7.14	68.2	39.39	Peak	120.50	100	Horizontal	Pass
1**	7957.000	19.72	7.14	--	-19.72	AV	120.50	100	Horizontal	N/A
2	8834.250	29.17	6.73	68.2	39.03	Peak	228.60	100	Horizontal	Pass
2**	8834.250	20.29	6.73	--	-20.29	AV	228.60	100	Horizontal	N/A
3	10459.500	33.16	11.09	68.2	35.04	Peak	0.00	100	Horizontal	Pass
3**	10459.500	26.06	11.09	--	-26.06	AV	0.00	100	Horizontal	N/A
4	12491.750	34.38	9.71	74.0	39.62	Peak	0.00	100	Horizontal	Pass
4**	12491.750	26.37	9.71	54.0	27.63	AV	0.00	100	Horizontal	Pass
5	14796.250	39.08	14.82	68.2	29.12	Peak	147.70	100	Horizontal	Pass
5**	14796.250	31.66	14.82	--	-31.66	AV	147.70	100	Horizontal	N/A
6	17177.750	41.19	16.30	68.2	27.01	Peak	187.20	100	Horizontal	Pass
6**	17177.750	32.66	16.30	--	-32.66	AV	187.20	100	Horizontal	N/A

WIFI5GB1-AC40-Low channel-Vertical-TX

Test result

Project Number: Certification

Test Time: 2024-11-04_17.55.37

EUT Name:	ALL IN ONE	Test Engineer:	CJY
Manufacturer:	N.A	Test Standard:	FCC
Model:	N.A	Work Addition:	TX
Temp.(oC):	24.8	Load:	Full load
Hum.:	53%RH	Remark:	DR-RF01-E24080045-02#01

No.	Frequency (MHz)	Results (dBuV/m)	Factor (dB/m)	Limit (dBuV/m)	Margin (dB)	Detector	Table (Degree)	Height (cm)	Antenna	Verdict
1	1336.500	51.76	-15.27	74.0	22.24	Peak	0.00	100	Vertical	Pass
1**	1336.500	43.92	-15.27	54.0	10.08	AV	0.00	100	Vertical	Pass
2	1569.000	55.62	-15.77	74.0	18.38	Peak	196.90	100	Vertical	Pass
2**	1569.000	40.38	-15.77	54.0	13.62	AV	196.90	100	Vertical	Pass
3	1996.750	53.40	-13.84	68.2	14.80	Peak	196.90	100	Vertical	Pass
3**	1996.750	38.79	-13.84	--	-38.79	AV	196.90	100	Vertical	N/A
4	3763.500	51.56	0.23	74.0	22.44	Peak	334.00	100	Vertical	Pass
4**	3763.500	40.69	0.23	54.0	13.31	AV	334.00	100	Vertical	Pass
5	5277.000	61.55	8.55	--	172.45	Peak	234.00	100	Vertical	Pass
5**	5277.000	51.10	8.55	--	-51.10	AV	234.00	100	Vertical	N/A
6	6659.500	60.07	8.00	68.2	8.13	Peak	299.10	100	Vertical	Pass
6**	6659.500	49.75	8.00	--	-49.75	AV	299.10	100	Vertical	N/A

Test result

Project Number: Certification

Test Time: 2024-10-30_18.24.50

EUT Name:	ALL IN ONE	Test Engineer:	CJY
Manufacturer:	N.A	Test Standard:	FCC
Model:	N.A	Work Addition:	TX
Temp.(oC):	24.7	Load:	Full load
Hum.:	50%RH	Remark:	DR-RF01-E24080045-02#01

No.	Frequency (MHz)	Results (dBuV/m)	Factor (dB)	Limit (dBuV/m)	Margin (dB)	Detector	Table (Degree)	Height (cm)	Antenna	Verdict
1	7937.750	28.69	6.78	68.2	39.51	Peak	341.20	100	Vertical	Pass
1**	7937.750	20.35	6.78	--	-20.35	AV	341.20	100	Vertical	N/A
2	9662.000	30.80	8.62	68.2	37.40	Peak	0.00	100	Vertical	Pass
2**	9662.000	21.99	8.62	--	-21.99	AV	0.00	100	Vertical	N/A
3	10451.250	34.37	11.05	68.2	33.83	Peak	45.10	100	Vertical	Pass
3**	10451.250	25.96	11.05	--	-25.96	AV	45.10	100	Vertical	N/A
4	13184.750	33.90	10.59	68.2	34.30	Peak	234.10	100	Vertical	Pass
4**	13184.750	25.48	10.59	--	-25.48	AV	234.10	100	Vertical	N/A
5	14837.500	38.67	14.83	68.2	29.53	Peak	125.70	100	Vertical	Pass
5**	14837.500	30.45	14.83	--	-30.45	AV	125.70	100	Vertical	N/A
6	17780.001	43.25	16.94	74.0	30.75	Peak	341.20	100	Vertical	Pass
6**	17780.001	32.94	16.94	54.0	21.06	AV	341.20	100	Vertical	Pass

WIFI5GB1-AC40-High channel-Horizontal-TX

Test result

Project Number: Certification

Test Time: 2024-11-04_17.33.50

EUT Name:	ALL IN ONE	Test Engineer:	CJY
Manufacturer:	N.A	Test Standard:	FCC
Model:	N.A	Work Addition:	TX
Temp.(oC):	24.8	Load:	Full load
Hum.:	53%RH	Remark:	DR-RF01-E24080045-02#01

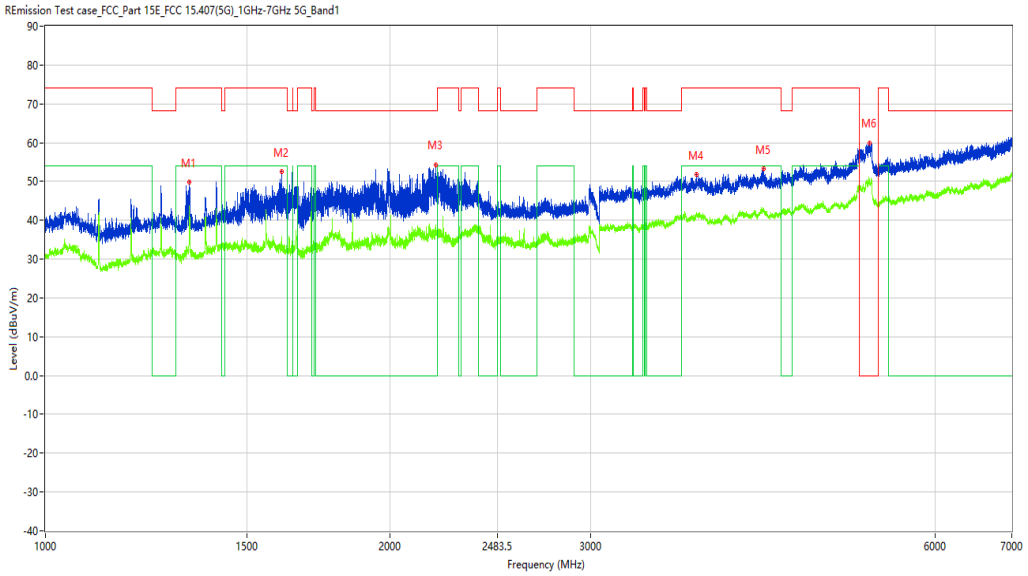

No.	Frequency (MHz)	Results (dBuV/m)	Factor (dB/m)	Limit (dBuV/m)	Margin (dB)	Detector	Table (Degree)	Height (cm)	Antenna	Verdict
1	1336.000	49.86	-15.27	74.0	24.14	Peak	171.20	100	Horizontal	Pass
1**	1336.000	41.88	-15.27	54.0	12.12	AV	171.20	100	Horizontal	Pass
2	1608.750	52.44	-15.70	74.0	21.56	Peak	281.00	100	Horizontal	Pass
2**	1608.750	35.96	-15.70	54.0	18.04	AV	281.00	100	Horizontal	Pass
3	2193.250	54.36	-11.26	68.2	13.84	Peak	171.20	100	Horizontal	Pass
3**	2193.250	38.86	-11.26	--	-38.86	AV	171.20	100	Horizontal	N/A
4	3708.500	51.74	0.41	74.0	22.26	Peak	355.00	100	Horizontal	Pass
4**	3708.500	41.99	0.41	54.0	12.01	AV	355.00	100	Horizontal	Pass
5	4246.000	53.21	1.24	74.0	20.79	Peak	0.00	100	Horizontal	Pass
5**	4246.000	42.68	1.24	54.0	11.32	AV	0.00	100	Horizontal	Pass
6	5253.000	59.93	8.74	--	-59.93	Peak	0.00	100	Horizontal	N/A
6**	5253.000	50.05	8.74	--	-50.05	AV	0.00	100	Horizontal	N/A

Test result

Project Number: Certification

Test Time: 2024-10-30_18.22.56

EUT Name:	ALL IN ONE	Test Engineer:	CJY
Manufacturer:	N.A	Test Standard:	FCC
Model:	N.A	Work Addition:	TX
Temp.(oC):	24.7	Load:	Full load
Hum.:	50%RH	Remark:	DR-RF01-E24080045-02#01

No.	Frequency (MHz)	Results (dBuV/m)	Factor (dB)	Limit (dBuV/m)	Margin (dB)	Detector	Table (Degree)	Height (cm)	Antenna	Verdict
1	7915.750	29.26	6.72	68.2	38.94	Peak	357.10	100	Horizontal	Pass
1**	7915.750	19.82	6.72	--	-19.82	AV	357.10	100	Horizontal	N/A
2	9227.500	30.01	7.33	68.2	38.19	Peak	152.00	100	Horizontal	Pass
2**	9227.500	20.84	7.33	--	-20.84	AV	152.00	100	Horizontal	N/A
3	11100.250	33.68	10.59	74.0	40.32	Peak	180.80	100	Horizontal	Pass
3**	11100.250	25.27	10.59	54.0	28.73	AV	180.80	100	Horizontal	Pass
4	12453.250	34.05	9.81	74.0	39.95	Peak	278.70	100	Horizontal	Pass
4**	12453.250	26.13	9.81	54.0	27.87	AV	278.70	100	Horizontal	Pass
5	15734.000	37.05	9.82	74.0	36.95	Peak	306.20	100	Horizontal	Pass
5**	15734.000	26.29	9.82	54.0	27.71	AV	306.20	100	Horizontal	Pass
6	17793.749	41.80	16.85	74.0	32.20	Peak	306.20	100	Horizontal	Pass
6**	17793.749	33.42	16.85	54.0	20.58	AV	306.20	100	Horizontal	Pass

WIFI5GB1-AC40-High channel-Vertical-TX

Test result

Project Number: Certification

Test Time: 2024-11-04_17.58.50

EUT Name:	ALL IN ONE	Test Engineer:	CJY
Manufacturer:	N.A	Test Standard:	FCC
Model:	N.A	Work Addition:	TX
Temp.(oC):	24.8	Load:	Full load
Hum.:	53%RH	Remark:	DR-RF01-E24080045-02#01

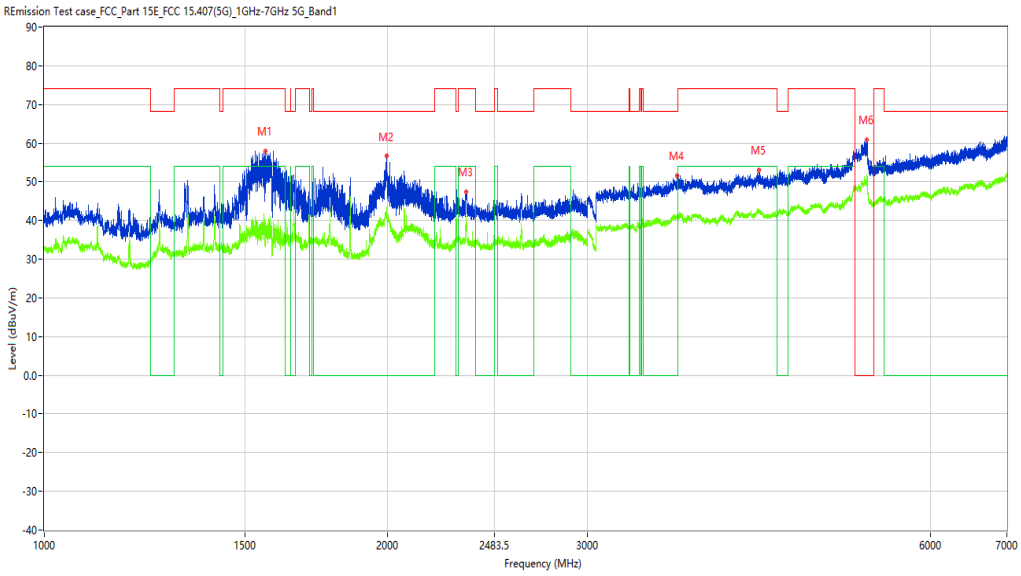

No.	Frequency (MHz)	Results (dBuV/m)	Factor (dB/m)	Limit (dBuV/m)	Margin (dB)	Detector	Table (Degree)	Height (cm)	Antenna	Verdict
1	1564.750	58.04	-15.66	74.0	15.96	Peak	119.30	100	Vertical	Pass
1**	1564.750	39.48	-15.66	54.0	14.52	AV	119.30	100	Vertical	Pass
2	1997.750	56.64	-13.84	68.2	11.56	Peak	119.30	100	Vertical	Pass
2**	1997.750	43.38	-13.84	--	-43.38	AV	119.30	100	Vertical	N/A
3	2346.750	47.44	-11.13	74.0	26.56	Peak	119.30	100	Vertical	Pass
3**	2346.750	40.03	-11.13	54.0	13.97	AV	119.30	100	Vertical	Pass
4	3596.500	51.60	-0.07	68.2	16.60	Peak	250.70	100	Vertical	Pass
4**	3596.500	40.43	-0.07	--	-40.43	AV	250.70	100	Vertical	N/A
5	4244.000	52.91	1.25	74.0	21.09	Peak	23.40	100	Vertical	Pass
5**	4244.000	42.18	1.25	54.0	11.82	AV	23.40	100	Vertical	Pass
6	5271.500	60.95	8.60	--	173.75	Peak	234.70	100	Vertical	Pass
6**	5271.500	50.15	8.60	--	-50.15	AV	234.70	100	Vertical	N/A

Test result

Project Number: Certification

Test Time: 2024-10-30_18.28.25

EUT Name:	ALL IN ONE	Test Engineer:	CJY
Manufacturer:	N.A	Test Standard:	FCC
Model:	N.A	Work Addition:	TX
Temp.(oC):	24.7	Load:	Full load
Hum.:	50%RH	Remark:	DR-RF01-E24080045-02#01

No.	Frequency (MHz)	Results (dBuV/m)	Factor (dB)	Limit (dBuV/m)	Margin (dB)	Detector	Table (Degree)	Height (cm)	Antenna	Verdict
1	7767.250	28.92	5.92	68.2	39.28	Peak	155.80	100	Vertical	Pass
1**	7767.250	20.08	5.92	--	-20.08	AV	155.80	100	Vertical	N/A
2	8751.750	29.84	6.47	68.2	38.36	Peak	315.50	100	Vertical	Pass
2**	8751.750	19.56	6.47	--	-19.56	AV	315.50	100	Vertical	N/A
3	10495.250	33.85	11.56	68.2	34.35	Peak	261.70	100	Vertical	Pass
3**	10495.250	24.09	11.56	--	-24.09	AV	261.70	100	Vertical	N/A
4	13088.500	34.85	11.42	68.2	33.35	Peak	290.20	100	Vertical	Pass
4**	13088.500	25.31	11.42	--	-25.31	AV	290.20	100	Vertical	N/A
5	16696.500	40.82	15.54	68.2	27.38	Peak	315.50	100	Vertical	Pass
5**	16696.500	31.67	15.54	--	-31.67	AV	315.50	100	Vertical	N/A
6	17826.750	41.00	16.64	74.0	33.00	Peak	130.80	100	Vertical	Pass
6**	17826.750	33.84	16.64	54.0	20.16	AV	130.80	100	Vertical	Pass

WIFI5GB1-AC80-Low channel-Horizontal-TX

Test result

Project Number: Certification

Test Time: 2024-11-05_09.58.56

EUT Name:	ALL IN ONE	Test Engineer:	CJY
Manufacturer:	N.A	Test Standard:	FCC
Model:	N.A	Work Addition:	TX
Temp.(oC):	24.8	Load:	Full load
Hum.:	53%RH	Remark:	DR-RF01-E24080045-02#01

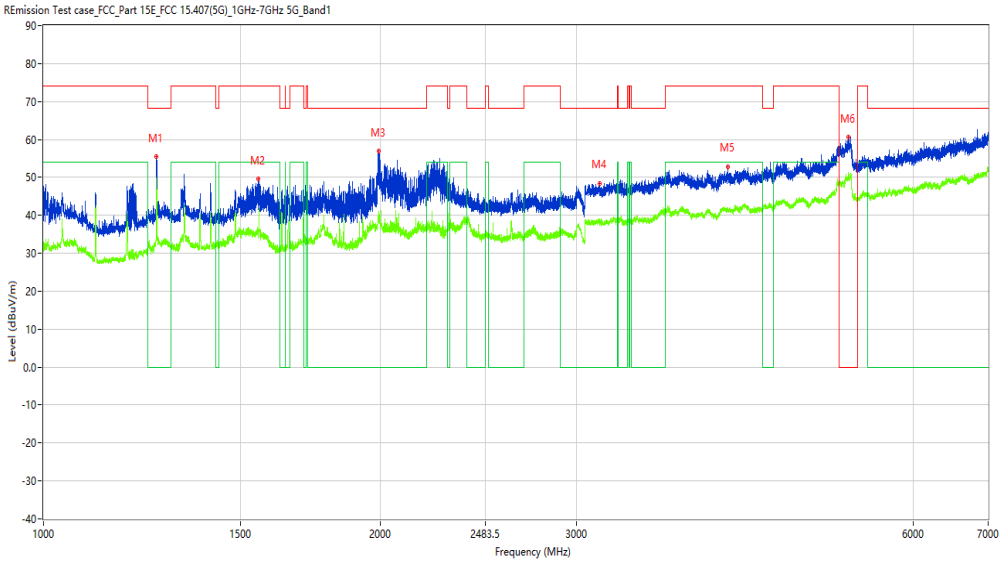

No.	Frequency (MHz)	Results (dBuV/m)	Factor (dB/m)	Limit (dBuV/m)	Margin (dB)	Detector	Table (Degree)	Height (cm)	Antenna	Verdict
1	1262.250	55.41	-15.58	68.2	12.79	Peak	310.90	100	Horizontal	Pass
1**	1262.250	49.81	-15.58	--	-49.81	AV	310.90	100	Horizontal	N/A
2	1557.000	49.57	-15.44	74.0	24.43	Peak	310.90	100	Horizontal	Pass
2**	1557.000	36.03	-15.44	54.0	17.97	AV	310.90	100	Horizontal	Pass
3	1994.500	56.89	-13.83	68.2	11.31	Peak	243.90	100	Horizontal	Pass
3**	1994.500	40.92	-13.83	--	-40.92	AV	243.90	100	Horizontal	N/A
4	3142.500	48.46	-3.28	68.2	19.74	Peak	210.40	100	Horizontal	Pass
4**	3142.500	38.97	-3.28	--	-38.97	AV	210.40	100	Horizontal	N/A
5	4093.000	52.90	1.04	74.0	21.10	Peak	195.90	100	Horizontal	Pass
5**	4093.000	41.38	1.04	54.0	12.62	AV	195.90	100	Horizontal	Pass
6	5252.000	60.64	8.74	--	149.76	Peak	210.40	100	Horizontal	Pass
6**	5252.000	50.50	8.74	--	-50.50	AV	210.40	100	Horizontal	N/A

Test result

Project Number: Certification

Test Time: 2024-10-30_18.47.13

EUT Name:	ALL IN ONE	Test Engineer:	CJY
Manufacturer:	N.A	Test Standard:	FCC
Model:	N.A	Work Addition:	TX
Temp.(oC):	24.7	Load:	Full load
Hum.:	50%RH	Remark:	DR-RF01-E24080045-02#01

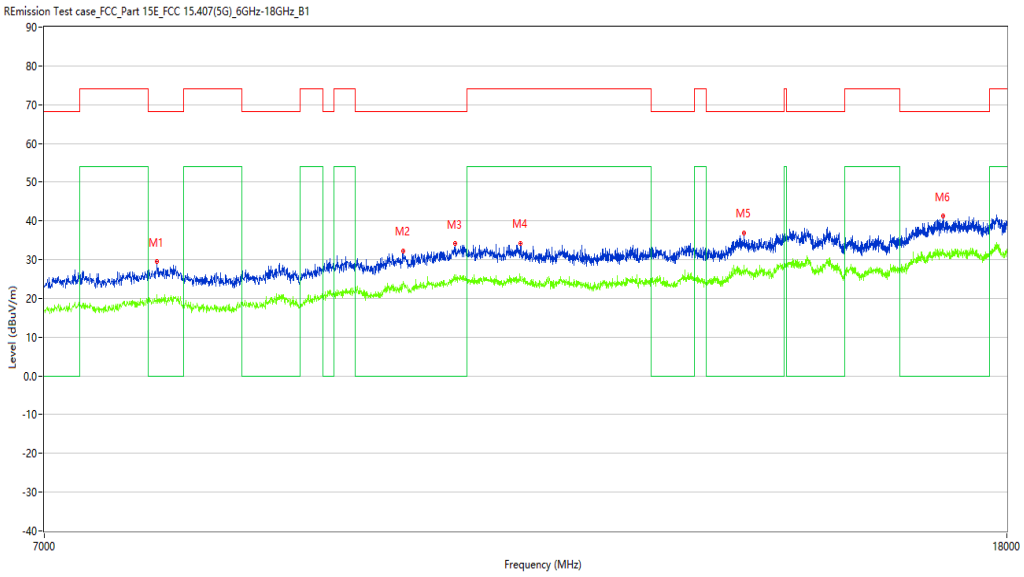

No.	Frequency (MHz)	Results (dBuV/m)	Factor (dB)	Limit (dBuV/m)	Margin (dB)	Detector	Table (Degree)	Height (cm)	Antenna	Verdict
1	7819.500	29.42	6.23	68.2	38.78	Peak	360.00	100	Horizontal	Pass
1**	7819.500	21.04	6.23	--	-21.04	AV	360.00	100	Horizontal	N/A
2	9953.500	32.11	9.83	68.2	36.09	Peak	360.00	100	Horizontal	Pass
2**	9953.500	24.36	9.83	--	-24.36	AV	360.00	100	Horizontal	N/A
3	10478.750	34.14	11.47	68.2	34.06	Peak	95.50	100	Horizontal	Pass
3**	10478.750	25.35	11.47	--	-25.35	AV	95.50	100	Horizontal	N/A
4	11171.750	34.20	10.22	74.0	39.80	Peak	151.70	100	Horizontal	Pass
4**	11171.750	25.15	10.22	54.0	28.85	AV	151.70	100	Horizontal	Pass
5	13910.750	36.99	12.59	68.2	31.21	Peak	304.20	100	Horizontal	Pass
5**	13910.750	27.62	12.59	--	-27.62	AV	304.20	100	Horizontal	N/A
6	16913.750	41.24	16.14	68.2	26.96	Peak	41.10	100	Horizontal	Pass
6**	16913.750	32.53	16.14	--	-32.53	AV	41.10	100	Horizontal	N/A

WIFI5GB1-AC80-Low channel-Vertical-TX

Test result

Project Number: Certification

Test Time: 2024-11-05_09.52.20

EUT Name:	ALL IN ONE	Test Engineer:	CJY
Manufacturer:	N.A	Test Standard:	FCC
Model:	N.A	Work Addition:	TX
Temp.(oC):	24.8	Load:	Full load
Hum.:	53%RH	Remark:	DR-RF01-E24080045-02#01

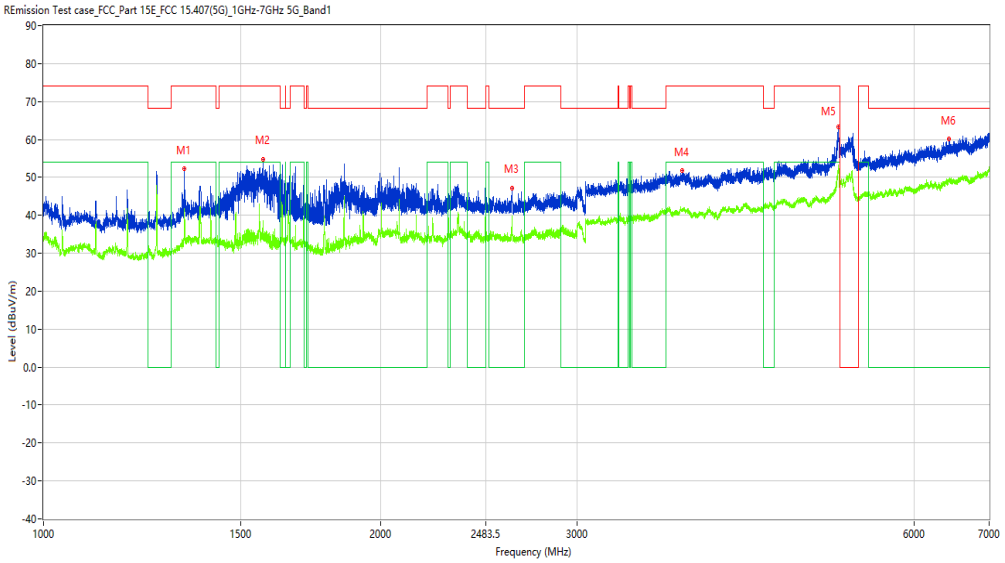

No.	Frequency (MHz)	Results (dBuV/m)	Factor (dB/m)	Limit (dBuV/m)	Margin (dB)	Detector	Table (Degree)	Height (cm)	Antenna	Verdict
1	1336.250	52.18	-15.27	74.0	21.82	Peak	278.00	100	Vertical	Pass
1**	1336.250	41.77	-15.27	54.0	12.23	AV	278.00	100	Vertical	Pass
2	1572.250	54.81	-15.71	74.0	19.19	Peak	226.70	100	Vertical	Pass
2**	1572.250	38.68	-15.71	54.0	15.32	AV	226.70	100	Vertical	Pass
3	2621.250	47.08	-9.61	68.2	21.12	Peak	226.70	100	Vertical	Pass
3**	2621.250	36.56	-9.61	--	-36.56	AV	226.70	100	Vertical	N/A
4	3722.500	51.79	0.74	74.0	22.21	Peak	163.60	100	Vertical	Pass
4**	3722.500	41.48	0.74	54.0	12.52	AV	163.60	100	Vertical	Pass
5	5130.000	63.25	6.41	74.0	10.75	Peak	213.80	100	Vertical	Pass
5**	5130.000	51.39	6.41	54.0	2.61	AV	213.80	100	Vertical	Pass
6	6441.000	60.20	7.28	68.2	8.00	Peak	296.40	100	Vertical	Pass
6**	6441.000	49.66	7.28	--	-49.66	AV	296.40	100	Vertical	N/A

Test result

Project Number: Certification

Test Time: 2024-10-30_18.49.34

EUT Name:	ALL IN ONE	Test Engineer:	CJY
Manufacturer:	N.A	Test Standard:	FCC
Model:	N.A	Work Addition:	TX
Temp.(oC):	24.7	Load:	Full load
Hum.:	50%RH	Remark:	DR-RF01-E24080045-02#01

No.	Frequency (MHz)	Results (dBuV/m)	Factor (dB)	Limit (dBuV/m)	Margin (dB)	Detector	Table (Degree)	Height (cm)	Antenna	Verdict
1	7946.000	29.43	6.80	68.2	38.77	Peak	274.70	100	Vertical	Pass
1**	7946.000	20.52	6.80	--	-20.52	AV	274.70	100	Vertical	N/A
2	9961.750	32.91	9.84	68.2	35.29	Peak	137.30	100	Vertical	Pass
2**	9961.750	22.64	9.84	--	-22.64	AV	137.30	100	Vertical	N/A
3	11089.250	34.05	10.63	74.0	39.95	Peak	3.40	100	Vertical	Pass
3**	11089.250	25.44	10.63	54.0	28.56	AV	3.40	100	Vertical	Pass
4	11908.750	32.93	9.91	74.0	41.07	Peak	0.00	100	Vertical	Pass
4**	11908.750	23.71	9.91	54.0	30.29	AV	0.00	100	Vertical	Pass
5	14818.250	38.55	15.31	68.2	29.65	Peak	246.60	100	Vertical	Pass
5**	14818.250	29.57	15.31	--	-29.57	AV	246.60	100	Vertical	N/A
6	17892.749	42.17	16.22	74.0	31.83	Peak	331.50	100	Vertical	Pass
6**	17892.749	33.45	16.22	54.0	20.55	AV	331.50	100	Vertical	Pass

WIFI5GB4-A-Low channel-Horizontal-TX

Test result

Project Number: Certification

Test Time: 2024-11-05_11.19.04

EUT Name:	ALL IN ONE	Test Engineer:	CJY
Manufacturer:	N.A	Test Standard:	FCC
Model:	N.A	Work Addition:	TX
Temp.(oC):	25.1	Load:	Full load
Hum.:	47%RH	Remark:	DR-RF01-E24080045-02#01

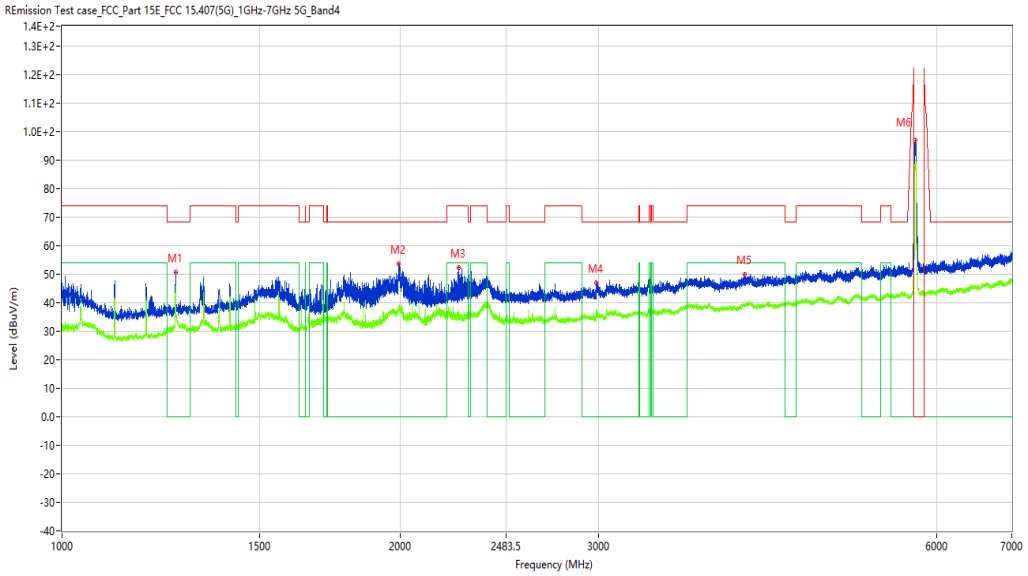

No.	Frequency (MHz)	Results (dBuV/m)	Factor (dB/m)	Limit (dBuV/m)	Margin (dB)	Detector	Table (Degree)	Height (cm)	Antenna	Verdict
1	1262.250	50.77	-15.58	68.2	17.43	Peak	53.50	100	Horizontal	Pass
1**	1262.250	45.92	-15.58	--	-45.92	AV	53.50	100	Horizontal	N/A
2	1994.000	53.65	-13.83	68.2	14.55	Peak	53.50	100	Horizontal	Pass
2**	1994.000	38.60	-13.83	--	-38.60	AV	53.50	100	Horizontal	N/A
3	2254.000	52.25	-10.75	74.0	21.75	Peak	178.60	100	Horizontal	Pass
3**	2254.000	37.70	-10.75	54.0	16.30	AV	178.60	100	Horizontal	Pass
4	2987.500	46.84	-7.75	68.2	21.36	Peak	117.20	100	Horizontal	Pass
4**	2987.500	37.12	-7.75	--	-37.12	AV	117.20	100	Horizontal	N/A
5	4050.500	49.94	-1.90	74.0	24.06	Peak	161.80	100	Horizontal	Pass
5**	4050.500	38.65	-1.90	54.0	15.35	AV	161.80	100	Horizontal	Pass
6	5750.000	97.00	1.11	--	180.50	Peak	277.50	100	Horizontal	Pass
6**	5750.000	88.51	1.11	--	-88.51	AV	277.50	100	Horizontal	N/A

Test result

Project Number: Certification

Test Time: 2024-10-30_19.30.26

EUT Name:	ALL IN ONE	Test Engineer:	CJY
Manufacturer:	N.A	Test Standard:	FCC
Model:	N.A	Work Addition:	TX
Temp.(oC):	24.7	Load:	Full load
Hum.:	50%RH	Remark:	DR-RF01-E24080045-02#01

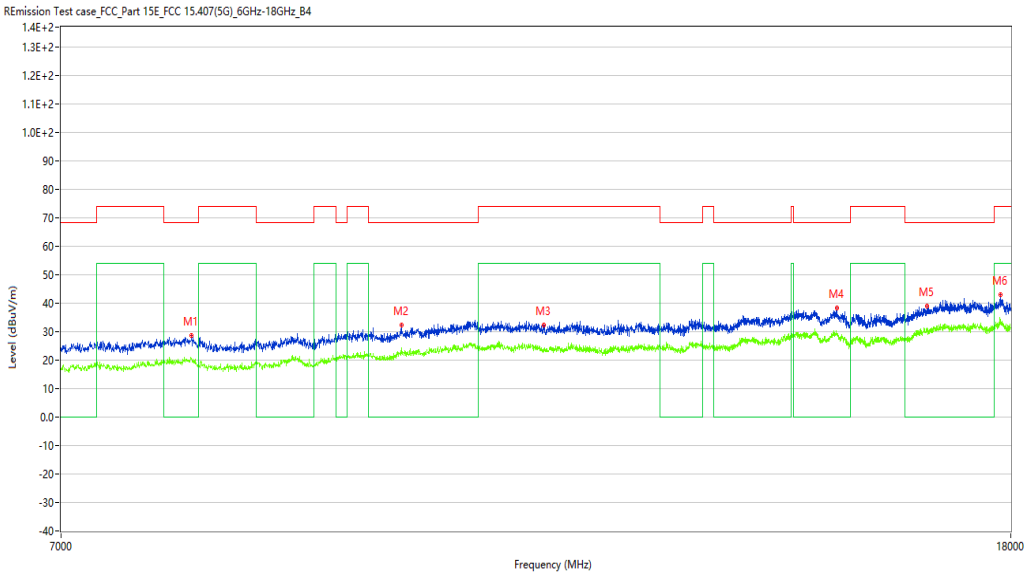

No.	Frequency (MHz)	Results (dBuV/m)	Factor (dB)	Limit (dBuV/m)	Margin (dB)	Detector	Table (Degree)	Height (cm)	Antenna	Verdict
1	7970.750	28.51	6.85	68.2	39.69	Peak	114.50	100	Horizontal	Pass
1**	7970.750	20.55	6.85	--	-20.55	AV	114.50	100	Horizontal	N/A
2	9818.750	32.36	8.97	68.2	35.84	Peak	196.40	100	Horizontal	Pass
2**	9818.750	24.38	8.97	--	-24.38	AV	196.40	100	Horizontal	N/A
3	11314.750	32.43	10.30	74.0	41.57	Peak	0.00	100	Horizontal	Pass
3**	11314.750	24.05	10.30	54.0	29.95	AV	0.00	100	Horizontal	Pass
4	15145.500	38.32	12.64	68.2	29.88	Peak	61.10	100	Horizontal	Pass
4**	15145.500	29.28	12.64	--	-29.28	AV	61.10	100	Horizontal	N/A
5	16561.750	38.89	14.79	68.2	29.31	Peak	0.00	100	Horizontal	Pass
5**	16561.750	31.37	14.79	--	-31.37	AV	0.00	100	Horizontal	N/A
6	17810.250	43.16	16.75	74.0	30.84	Peak	32.40	100	Horizontal	Pass
6**	17810.250	34.45	16.75	54.0	19.55	AV	32.40	100	Horizontal	Pass

WIFI5GB4-A-Low channel-Vertical-TX

Test result

Project Number: Certification

Test Time: 2024-11-05_11.06.32

EUT Name:	ALL IN ONE	Test Engineer:	CJY
Manufacturer:	N.A	Test Standard:	FCC
Model:	N.A	Work Addition:	TX
Temp.(oC):	25.1	Load:	Full load
Hum.:	47%RH	Remark:	DR-RF01-E24080045-02#01

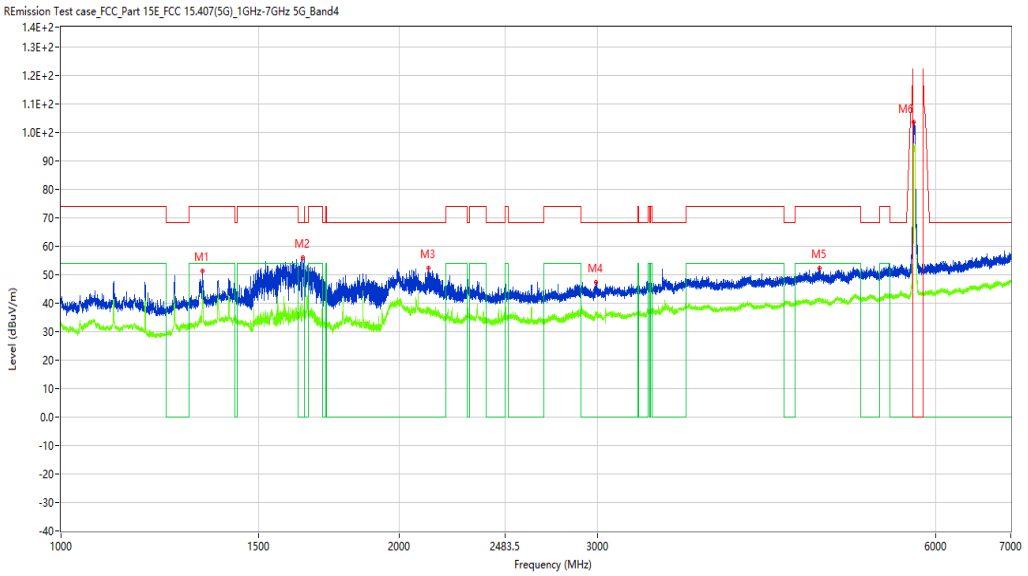

No.	Frequency (MHz)	Results (dBuV/m)	Factor (dB/m)	Limit (dBuV/m)	Margin (dB)	Detector	Table (Degree)	Height (cm)	Antenna	Verdict
1	1336.500	51.30	-15.27	74.0	22.70	Peak	118.70	100	Vertical	Pass
1**	1336.500	44.63	-15.27	54.0	9.37	AV	118.70	100	Vertical	Pass
2	1642.250	56.09	-15.59	68.2	12.11	Peak	118.70	100	Vertical	Pass
2**	1642.250	39.24	-15.59	--	-39.24	AV	118.70	100	Vertical	N/A
3	2121.250	52.21	-12.52	68.2	15.99	Peak	178.20	100	Vertical	Pass
3**	2121.250	38.33	-12.52	--	-38.33	AV	178.20	100	Vertical	N/A
4	2991.000	47.40	-7.68	68.2	20.80	Peak	118.70	100	Vertical	Pass
4**	2991.000	37.05	-7.68	--	-37.05	AV	118.70	100	Vertical	N/A
5	4730.500	52.37	-0.62	74.0	21.63	Peak	104.50	100	Vertical	Pass
5**	4730.500	41.39	-0.62	54.0	12.61	AV	104.50	100	Vertical	Pass
6	5739.000	103.57	0.90	--	162.73	Peak	266.30	100	Vertical	Pass
6**	5739.000	95.89	0.90	--	-95.89	AV	266.30	100	Vertical	N/A

Test result

Project Number: Certification

Test Time: 2024-10-30_19.11.05

EUT Name:	ALL IN ONE	Test Engineer:	CJY
Manufacturer:	N.A	Test Standard:	FCC
Model:	N.A	Work Addition:	TX
Temp.(oC):	24.7	Load:	Full load
Hum.:	50%RH	Remark:	DR-RF01-E24080045-02#01

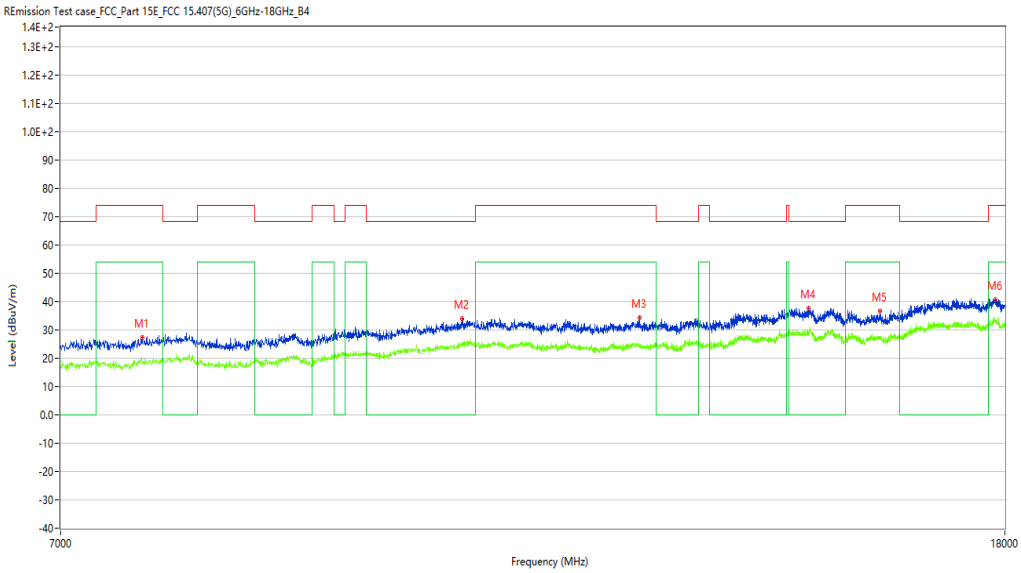

No.	Frequency (MHz)	Results (dBuV/m)	Factor (dB)	Limit (dBuV/m)	Margin (dB)	Detector	Table (Degree)	Height (cm)	Antenna	Verdict
1	7594.000	27.34	5.86	74.0	46.66	Peak	0.00	100	Vertical	Pass
1**	7594.000	18.42	5.86	54.0	35.58	AV	0.00	100	Vertical	Pass
2	10456.750	34.01	11.01	68.2	34.19	Peak	217.10	100	Vertical	Pass
2**	10456.750	24.61	11.01	--	-24.61	AV	217.10	100	Vertical	N/A
3	12489.000	34.44	9.64	74.0	39.56	Peak	217.10	100	Vertical	Pass
3**	12489.000	24.37	9.64	54.0	29.63	AV	217.10	100	Vertical	Pass
4	14793.500	37.68	14.56	68.2	30.52	Peak	177.50	100	Vertical	Pass
4**	14793.500	28.87	14.56	--	-28.87	AV	177.50	100	Vertical	N/A
5	15882.500	36.53	11.41	74.0	37.47	Peak	326.10	100	Vertical	Pass
5**	15882.500	27.73	11.41	54.0	26.27	AV	326.10	100	Vertical	Pass
6	17832.249	40.52	16.61	74.0	33.48	Peak	177.50	100	Vertical	Pass
6**	17832.249	32.88	16.61	54.0	21.12	AV	177.50	100	Vertical	Pass

WIFI5GB4-A-Middle channel-Horizontal-TX

Test result

Project Number: Certification

Test Time: 2024-11-05_11.32.11

EUT Name:	ALL IN ONE	Test Engineer:	CJY
Manufacturer:	N.A	Test Standard:	FCC
Model:	N.A	Work Addition:	TX
Temp.(oC):	25.1	Load:	Full load
Hum.:	47%RH	Remark:	DR-RF01-E24080045-02#01

No.	Frequency (MHz)	Results (dBuV/m)	Factor (dB/m)	Limit (dBuV/m)	Margin (dB)	Detector	Table (Degree)	Height (cm)	Antenna	Verdict
1	1262.250	52.06	-15.58	68.2	16.14	Peak	116.90	100	Horizontal	Pass
1**	1262.250	44.28	-15.58	--	-44.28	AV	116.90	100	Horizontal	N/A
2	1559.500	51.59	-15.51	74.0	22.41	Peak	134.80	100	Horizontal	Pass
2**	1559.500	45.69	-15.51	54.0	8.31	AV	134.80	100	Horizontal	Pass
3	2061.250	54.52	-12.59	68.2	13.68	Peak	134.80	100	Horizontal	Pass
3**	2061.250	38.08	-12.59	--	-38.08	AV	134.80	100	Horizontal	N/A
4	3050.000	47.12	-4.92	68.2	21.08	Peak	79.20	100	Horizontal	Pass
4**	3050.000	37.79	-4.92	--	-37.79	AV	79.20	100	Horizontal	N/A
5	4923.500	53.12	-0.23	74.0	20.88	Peak	191.20	100	Horizontal	Pass
5**	4923.500	41.85	-0.23	54.0	12.15	AV	191.20	100	Horizontal	Pass
6	5779.500	95.15	1.57	--	229.25	Peak	324.40	100	Horizontal	Pass
6**	5779.500	87.41	1.57	--	-87.41	AV	324.40	100	Horizontal	N/A

Test result

Project Number: Certification

Test Time: 2024-10-30_19.33.04

EUT Name:	ALL IN ONE	Test Engineer:	CJY
Manufacturer:	N.A	Test Standard:	FCC
Model:	N.A	Work Addition:	TX
Temp.(oC):	24.7	Load:	Full load
Hum.:	50%RH	Remark:	DR-RF01-E24080045-02#01

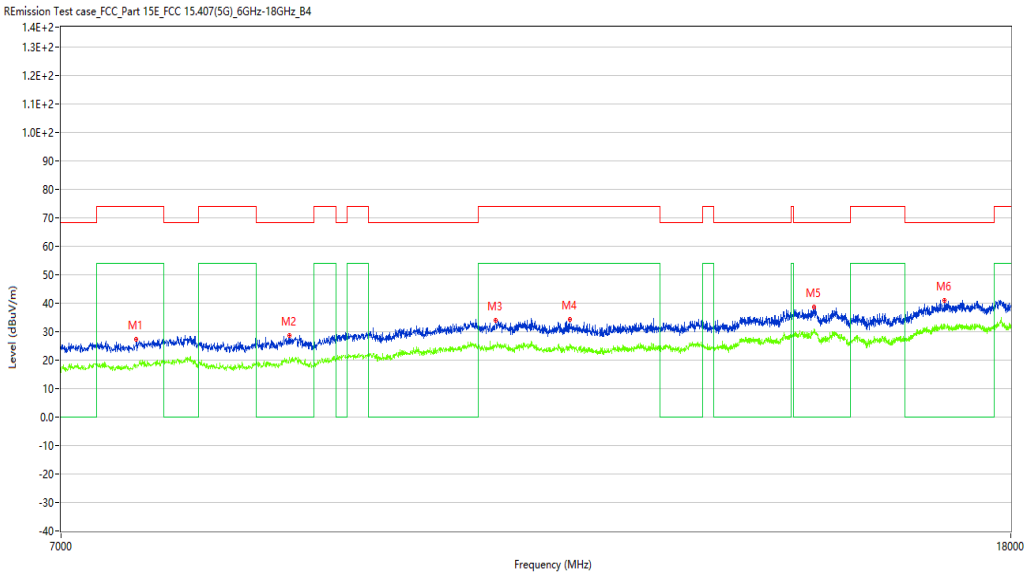

No.	Frequency (MHz)	Results (dBuV/m)	Factor (dB)	Limit (dBuV/m)	Margin (dB)	Detector	Table (Degree)	Height (cm)	Antenna	Verdict
1	7544.500	27.26	5.62	74.0	46.74	Peak	310.70	100	Horizontal	Pass
1**	7544.500	18.30	5.62	54.0	35.70	AV	310.70	100	Horizontal	Pass
2	8787.500	28.79	6.33	68.2	39.41	Peak	359.20	100	Horizontal	Pass
2**	8787.500	21.12	6.33	--	-21.12	AV	359.20	100	Horizontal	N/A
3	10781.250	33.84	11.63	74.0	40.16	Peak	0.00	100	Horizontal	Pass
3**	10781.250	24.90	11.63	54.0	29.10	AV	0.00	100	Horizontal	Pass
4	11606.250	34.17	10.74	74.0	39.83	Peak	94.90	100	Horizontal	Pass
4**	11606.250	24.66	10.74	54.0	29.34	AV	94.90	100	Horizontal	Pass
5	14799.000	38.51	15.01	68.2	29.69	Peak	216.50	100	Horizontal	Pass
5**	14799.000	30.90	15.01	--	-30.90	AV	216.50	100	Horizontal	N/A
6	16856.001	40.89	15.82	68.2	27.31	Peak	216.50	100	Horizontal	Pass
6**	16856.001	32.01	15.82	--	-32.01	AV	216.50	100	Horizontal	N/A

WIFI5GB4-A-Middle channel- Vertical-TX

Test result

Project Number: Certification

Test Time: 2024-11-05_11.01.06

EUT Name:	ALL IN ONE	Test Engineer:	CJY
Manufacturer:	N.A	Test Standard:	FCC
Model:	N.A	Work Addition:	TX
Temp.(oC):	25.1	Load:	Full load
Hum.:	47%RH	Remark:	DR-RF01-E24080045-02#01

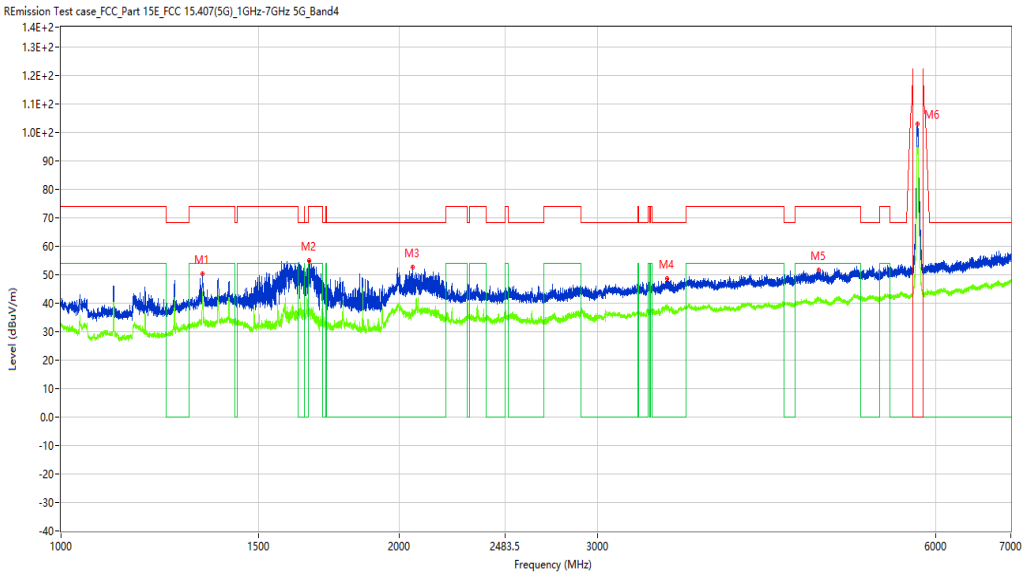

No.	Frequency (MHz)	Results (dBuV/m)	Factor (dB/m)	Limit (dBuV/m)	Margin (dB)	Detector	Table (Degree)	Height (cm)	Antenna	Verdict
1	1336.500	50.49	-15.27	74.0	23.51	Peak	132.80	100	Vertical	Pass
1**	1336.500	43.11	-15.27	54.0	10.89	AV	132.80	100	Vertical	Pass
2	1663.750	54.84	-15.76	74.0	19.16	Peak	132.80	100	Vertical	Pass
2**	1663.750	38.30	-15.76	54.0	15.70	AV	132.80	100	Vertical	Pass
3	2054.500	52.62	-12.81	68.2	15.58	Peak	132.80	100	Vertical	Pass
3**	2054.500	37.74	-12.81	--	-37.74	AV	132.80	100	Vertical	N/A
4	3461.000	48.64	-5.22	68.2	19.56	Peak	292.60	100	Vertical	Pass
4**	3461.000	38.32	-5.22	--	-38.32	AV	292.60	100	Vertical	N/A
5	4720.000	51.63	-0.68	74.0	22.37	Peak	292.60	100	Vertical	Pass
5**	4720.000	41.46	-0.68	54.0	12.54	AV	292.60	100	Vertical	Pass
6	5781.000	103.14	1.58	--	189.46	Peak	292.60	100	Vertical	Pass
6**	5781.000	94.92	1.58	--	-94.92	AV	292.60	100	Vertical	N/A

Test result

Project Number: Certification

Test Time: 2024-10-30_19.13.02

EUT Name:	ALL IN ONE	Test Engineer:	CJY
Manufacturer:	N.A	Test Standard:	FCC
Model:	N.A	Work Addition:	TX
Temp.(oC):	24.7	Load:	Full load
Hum.:	50%RH	Remark:	DR-RF01-E24080045-02#01

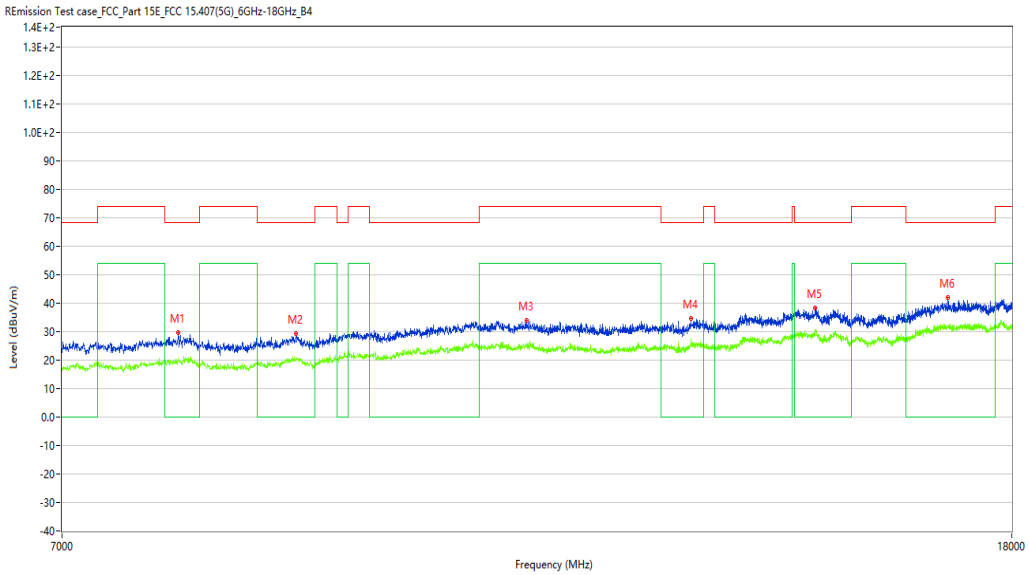

No.	Frequency (MHz)	Results (dBuV/m)	Factor (dB)	Limit (dBuV/m)	Margin (dB)	Detector	Table (Degree)	Height (cm)	Antenna	Verdict
1	7858.000	29.67	6.55	68.2	38.53	Peak	304.70	100	Vertical	Pass
1**	7858.000	20.50	6.55	--	-20.50	AV	304.70	100	Vertical	N/A
2	8834.250	29.48	6.73	68.2	38.72	Peak	207.40	100	Vertical	Pass
2**	8834.250	20.59	6.73	--	-20.59	AV	207.40	100	Vertical	N/A
3	11111.250	34.06	10.37	74.0	39.94	Peak	0.00	100	Vertical	Pass
3**	11111.250	25.50	10.37	54.0	28.50	AV	0.00	100	Vertical	Pass
4	13085.750	34.56	11.43	68.2	33.64	Peak	275.60	100	Vertical	Pass
4**	13085.750	27.68	11.43	--	-27.68	AV	275.60	100	Vertical	N/A
5	14804.500	38.31	15.38	68.2	29.89	Peak	260.50	100	Vertical	Pass
5**	14804.500	30.55	15.38	--	-30.55	AV	260.50	100	Vertical	N/A
6	16886.250	41.99	16.18	68.2	26.21	Peak	235.20	100	Vertical	Pass
6**	16886.250	31.83	16.18	--	-31.83	AV	235.20	100	Vertical	N/A

WIFI5GB4-A-High channel-Horizontal-TX

Test result

Project Number: Certification

Test Time: 2024-11-05_11.28.52

EUT Name:	ALL IN ONE	Test Engineer:	CJY
Manufacturer:	N.A	Test Standard:	FCC
Model:	N.A	Work Addition:	TX
Temp.(oC):	25.1	Load:	Full load
Hum.:	47%RH	Remark:	DR-RF01-E24080045-02#01

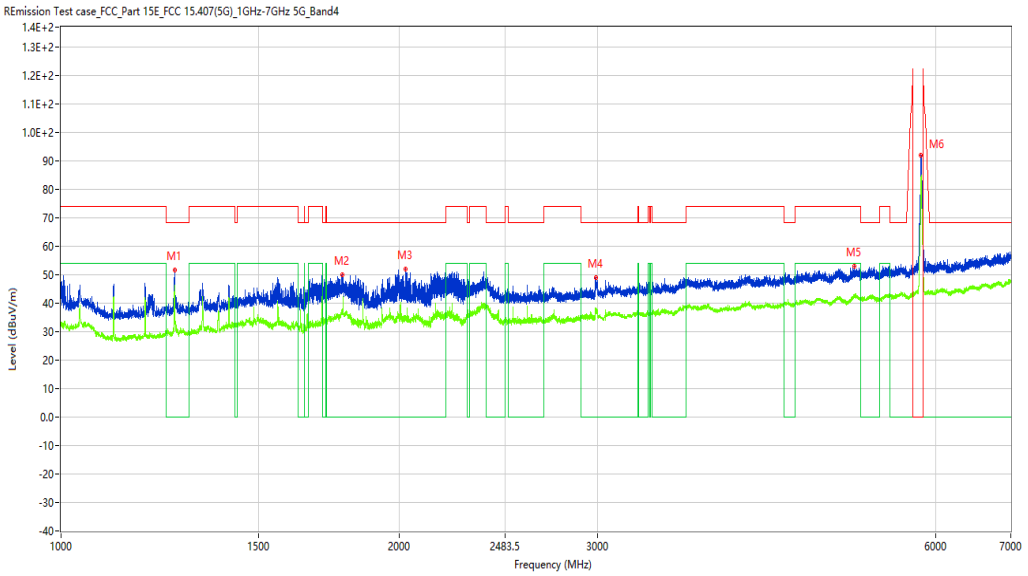

No.	Frequency (MHz)	Results (dBuV/m)	Factor (dB/m)	Limit (dBuV/m)	Margin (dB)	Detector	Table (Degree)	Height (cm)	Antenna	Verdict
1	1262.250	51.53	-15.58	68.2	16.67	Peak	180.80	100	Horizontal	Pass
1**	1262.250	45.87	-15.58	--	-45.87	AV	180.80	100	Horizontal	N/A
2	1779.750	50.08	-15.25	68.2	18.12	Peak	116.10	100	Horizontal	Pass
2**	1779.750	36.83	-15.25	--	-36.83	AV	116.10	100	Horizontal	N/A
3	2026.500	52.00	-13.37	68.2	16.20	Peak	116.10	100	Horizontal	Pass
3**	2026.500	35.51	-13.37	--	-35.51	AV	116.10	100	Horizontal	N/A
4	2992.000	48.98	-7.66	68.2	19.22	Peak	116.10	100	Horizontal	Pass
4**	2992.000	37.99	-7.66	--	-37.99	AV	116.10	100	Horizontal	N/A
5	5083.500	52.87	0.77	74.0	21.13	Peak	239.20	100	Horizontal	Pass
5**	5083.500	42.86	0.77	54.0	11.14	AV	239.20	100	Horizontal	Pass
6	5822.500	92.02	1.18	--	163.58	Peak	255.60	100	Horizontal	Pass
6**	5822.500	83.94	1.18	--	-83.94	AV	255.60	100	Horizontal	N/A

Test result

Project Number: Certification

Test Time: 2024-10-30_19.35.19

EUT Name:	ALL IN ONE	Test Engineer:	CJY
Manufacturer:	N.A	Test Standard:	FCC
Model:	N.A	Work Addition:	TX
Temp.(oC):	24.7	Load:	Full load
Hum.:	50%RH	Remark:	DR-RF01-E24080045-02#01

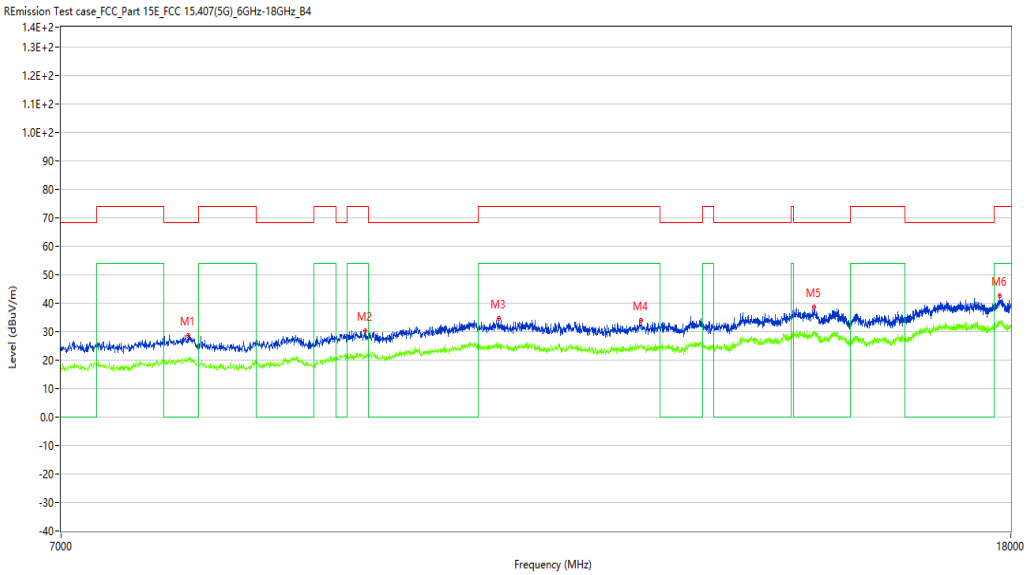

No.	Frequency (MHz)	Results (dBuV/m)	Factor (dB)	Limit (dBuV/m)	Margin (dB)	Detector	Table (Degree)	Height (cm)	Antenna	Verdict
1	7943.250	28.79	6.75	68.2	39.41	Peak	188.80	100	Horizontal	Pass
1**	7943.250	20.42	6.75	--	-20.42	AV	188.80	100	Horizontal	N/A
2	9469.500	30.45	8.18	74.0	43.55	Peak	360.00	100	Horizontal	Pass
2**	9469.500	21.86	8.18	54.0	32.14	AV	360.00	100	Horizontal	Pass
3	10814.250	34.60	11.30	74.0	39.40	Peak	289.50	100	Horizontal	Pass
3**	10814.250	25.60	11.30	54.0	28.40	AV	289.50	100	Horizontal	Pass
4	12461.500	33.92	9.80	74.0	40.08	Peak	0.00	100	Horizontal	Pass
4**	12461.500	25.45	9.80	54.0	28.55	AV	0.00	100	Horizontal	Pass
5	14801.750	38.56	15.14	68.2	29.64	Peak	317.30	100	Horizontal	Pass
5**	14801.750	29.86	15.14	--	-29.86	AV	317.30	100	Horizontal	N/A
6	17799.250	42.68	16.81	74.0	31.32	Peak	188.80	100	Horizontal	Pass
6**	17799.250	33.36	16.81	54.0	20.64	AV	188.80	100	Horizontal	Pass

WIFI5GB4-A-High channel-Vertical-TX

Test result

Project Number: Certification

Test Time: 2024-11-05_10.54.09

EUT Name:	ALL IN ONE	Test Engineer:	CJY
Manufacturer:	N.A	Test Standard:	FCC
Model:	N.A	Work Addition:	TX
Temp.(oC):	25.1	Load:	Full load
Hum.:	47%RH	Remark:	DR-RF01-E24080045-02#01

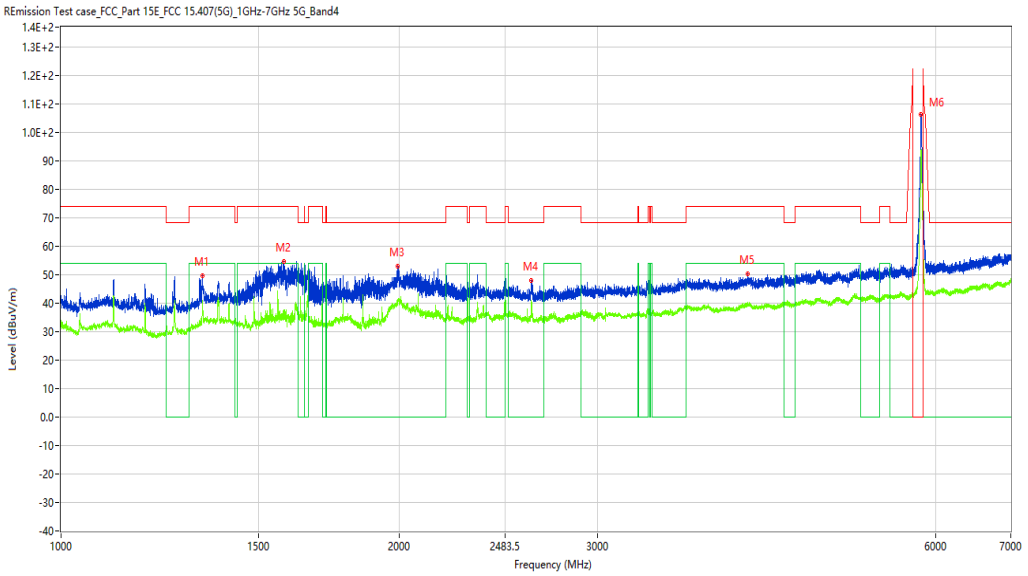

No.	Frequency (MHz)	Results (dBuV/m)	Factor (dB/m)	Limit (dBuV/m)	Margin (dB)	Detector	Table (Degree)	Height (cm)	Antenna	Verdict
1	1336.500	49.79	-15.27	74.0	24.21	Peak	202.10	100	Vertical	Pass
1**	1336.500	40.98	-15.27	54.0	13.02	AV	202.10	100	Vertical	Pass
2	1579.750	54.59	-15.67	74.0	19.41	Peak	157.80	100	Vertical	Pass
2**	1579.750	37.73	-15.67	54.0	16.27	AV	157.80	100	Vertical	Pass
3	1992.750	53.06	-13.83	68.2	15.14	Peak	157.80	100	Vertical	Pass
3**	1992.750	41.28	-13.83	--	-41.28	AV	157.80	100	Vertical	N/A
4	2621.250	47.90	-9.61	68.2	20.30	Peak	202.10	100	Vertical	Pass
4**	2621.250	40.89	-9.61	--	-40.89	AV	202.10	100	Vertical	N/A
5	4082.000	50.18	-1.24	74.0	23.82	Peak	94.50	100	Vertical	Pass
5**	4082.000	39.61	-1.24	54.0	14.39	AV	94.50	100	Vertical	Pass
6	5821.000	106.22	1.17	--	178.68	Peak	284.90	100	Vertical	Pass
6**	5821.000	93.09	1.17	--	-93.09	AV	284.90	100	Vertical	N/A

Test result

Project Number: Certification

Test Time: 2024-10-30_19.16.24

EUT Name:	ALL IN ONE	Test Engineer:	CJY
Manufacturer:	N.A	Test Standard:	FCC
Model:	N.A	Work Addition:	TX
Temp.(oC):	24.7	Load:	Full load
Hum.:	50%RH	Remark:	DR-RF01-E24080045-02#01

No.	Frequency (MHz)	Results (dBuV/m)	Factor (dB)	Limit (dBuV/m)	Margin (dB)	Detector	Table (Degree)	Height (cm)	Antenna	Verdict
1	7651.750	28.25	5.78	74.0	45.75	Peak	270.60	100	Vertical	Pass
1**	7651.750	18.22	5.78	54.0	35.78	AV	270.60	100	Vertical	Pass
2	9794.000	31.22	9.35	68.2	36.98	Peak	229.20	100	Vertical	Pass
2**	9794.000	22.37	9.35	--	-22.37	AV	229.20	100	Vertical	N/A
3	11111.250	35.13	10.37	74.0	38.87	Peak	0.00	100	Vertical	Pass
3**	11111.250	26.29	10.37	54.0	27.71	AV	0.00	100	Vertical	Pass
4	11840.000	33.20	9.63	74.0	40.80	Peak	0.00	100	Vertical	Pass
4**	11840.000	24.34	9.63	54.0	29.66	AV	0.00	100	Vertical	Pass
5	14851.250	39.44	14.47	68.2	28.76	Peak	203.20	100	Vertical	Pass
5**	14851.250	29.66	14.47	--	-29.66	AV	203.20	100	Vertical	N/A
6	17394.999	41.24	16.63	68.2	26.96	Peak	311.30	100	Vertical	Pass
6**	17394.999	33.04	16.63	--	-33.04	AV	311.30	100	Vertical	N/A

WIFI5GB4-N20-Low channel-Horizontal-TX

Test result

Project Number: Certification

Test Time: 2024-11-05_13.52.59

EUT Name:	ALL IN ONE	Test Engineer:	CJY
Manufacturer:	N.A	Test Standard:	FCC
Model:	N.A	Work Addition:	TX
Temp.(oC):	25.1	Load:	Full load
Hum.:	47%RH	Remark:	DR-RF01-E24080045-02#01

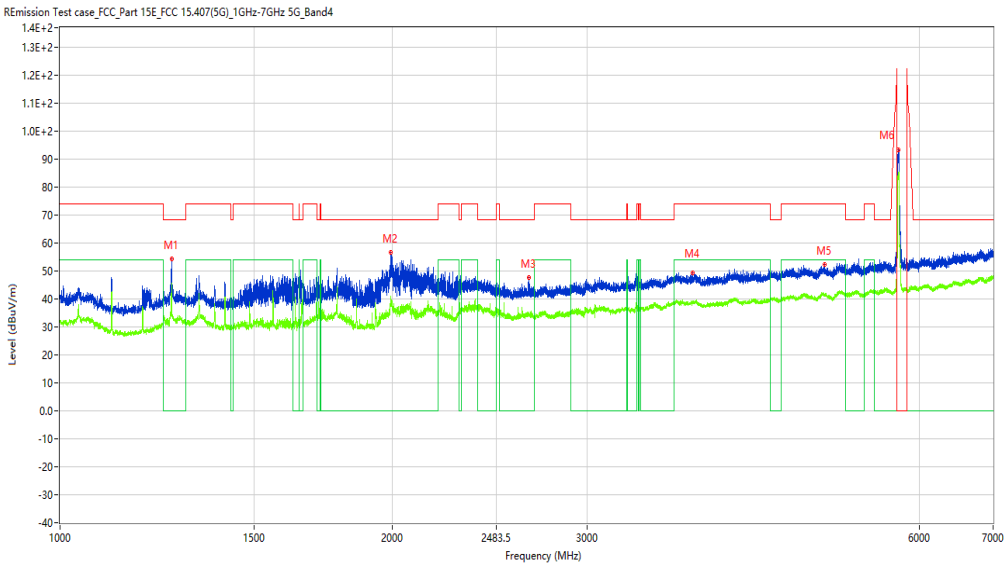

No.	Frequency (MHz)	Results (dBuV/m)	Factor (dB/m)	Limit (dBuV/m)	Margin (dB)	Detector	Table (Degree)	Height (cm)	Antenna	Verdict
1	1262.000	54.35	-15.59	68.2	13.85	Peak	142.20	100	Horizontal	Pass
1**	1262.000	45.71	-15.59	--	-45.71	AV	142.20	100	Horizontal	N/A
2	1992.000	56.52	-13.84	68.2	11.68	Peak	240.00	100	Horizontal	Pass
2**	1992.000	40.93	-13.84	--	-40.93	AV	240.00	100	Horizontal	N/A
3	2657.750	47.74	-10.13	68.2	20.46	Peak	142.20	100	Horizontal	Pass
3**	2657.750	34.32	-10.13	--	-34.32	AV	142.20	100	Horizontal	N/A
4	3743.500	49.29	-2.56	74.0	24.71	Peak	160.60	100	Horizontal	Pass
4**	3743.500	38.50	-2.56	54.0	15.50	AV	160.60	100	Horizontal	Pass
5	4927.000	52.33	-0.22	74.0	21.67	Peak	360.00	100	Horizontal	Pass
5**	4927.000	41.56	-0.22	54.0	12.44	AV	360.00	100	Horizontal	Pass
6	5749.000	93.39	1.10	--	67.21	Peak	160.60	100	Horizontal	Pass
6**	5749.000	85.35	1.10	--	-85.35	AV	160.60	100	Horizontal	N/A

Test result

Project Number: Certification

Test Time: 2024-10-30_19.37.32

EUT Name:	ALL IN ONE	Test Engineer:	CJY
Manufacturer:	N.A	Test Standard:	FCC
Model:	N.A	Work Addition:	TX
Temp.(oC):	24.7	Load:	Full load
Hum.:	50%RH	Remark:	DR-RF01-E24080045-02#01

No.	Frequency (MHz)	Results (dBuV/m)	Factor (dB)	Limit (dBuV/m)	Margin (dB)	Detector	Table (Degree)	Height (cm)	Antenna	Verdict
1	7915.750	30.58	6.72	68.2	37.62	Peak	340.00	100	Horizontal	Pass
1**	7915.750	21.34	6.72	--	-21.34	AV	340.00	100	Horizontal	N/A
2	9926.000	32.30	9.48	68.2	35.90	Peak	153.50	100	Horizontal	Pass
2**	9926.000	23.88	9.48	--	-23.88	AV	153.50	100	Horizontal	N/A
3	10767.500	34.11	11.39	74.0	39.89	Peak	255.70	100	Horizontal	Pass
3**	10767.500	24.81	11.39	54.0	29.19	AV	255.70	100	Horizontal	Pass
4	13063.750	34.45	10.74	68.2	33.75	Peak	182.50	100	Horizontal	Pass
4**	13063.750	25.62	10.74	--	-25.62	AV	182.50	100	Horizontal	N/A
5	14810.000	38.64	15.56	68.2	29.56	Peak	153.50	100	Horizontal	Pass
5**	14810.000	30.03	15.56	--	-30.03	AV	153.50	100	Horizontal	N/A
6	17791.001	41.60	16.87	74.0	32.40	Peak	255.70	100	Horizontal	Pass
6**	17791.001	33.33	16.87	54.0	20.67	AV	255.70	100	Horizontal	Pass

WIFI5GB4-N20-Low channel-Vertical-TX

Test result

Project Number: Certification

Test Time: 2024-11-05_14.03.52

EUT Name:	ALL IN ONE	Test Engineer:	CJY
Manufacturer:	N.A	Test Standard:	FCC
Model:	N.A	Work Addition:	TX
Temp.(oC):	25.1	Load:	Full load
Hum.:	47%RH	Remark:	DR-RF01-E24080045-02#01

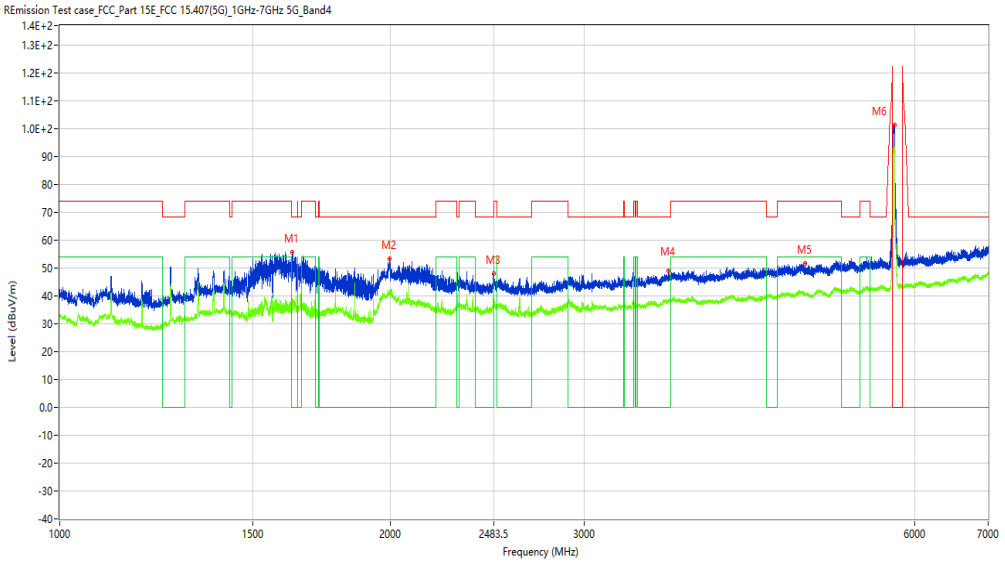

No.	Frequency (MHz)	Results (dBuV/m)	Factor (dB/m)	Limit (dBuV/m)	Margin (dB)	Detector	Table (Degree)	Height (cm)	Antenna	Verdict
1	1627.500	55.62	-15.80	68.2	12.58	Peak	243.50	100	Vertical	Pass
1**	1627.500	39.02	-15.80	--	-39.02	AV	243.50	100	Vertical	N/A
2	1996.250	53.21	-13.83	68.2	14.99	Peak	243.50	100	Vertical	Pass
2**	1996.250	40.81	-13.83	--	-40.81	AV	243.50	100	Vertical	N/A
3	2485.500	48.13	-10.75	74.0	25.87	Peak	243.50	100	Vertical	Pass
3**	2485.500	39.34	-10.75	54.0	14.66	AV	243.50	100	Vertical	Pass
4	3581.000	48.86	-3.10	68.2	19.34	Peak	3.50	100	Vertical	Pass
4**	3581.000	38.19	-3.10	--	-38.19	AV	3.50	100	Vertical	N/A
5	4771.500	51.59	-1.12	74.0	22.41	Peak	358.60	100	Vertical	Pass
5**	4771.500	41.05	-1.12	54.0	12.95	AV	358.60	100	Vertical	Pass
6	5751.000	101.48	1.13	--	145.82	Peak	247.30	100	Vertical	Pass
6**	5751.000	93.36	1.13	--	-93.36	AV	247.30	100	Vertical	N/A

Test result

Project Number: Certification

Test Time: 2024-10-31_10.36.55

EUT Name:	ALL IN ONE	Test Engineer:	CJY
Manufacturer:	N.A	Test Standard:	FCC
Model:	N.A	Work Addition:	TX
Temp.(oC):	22.5	Load:	Full load
Hum.:	47%RH	Remark:	DR-RF01-E24080045-02#01

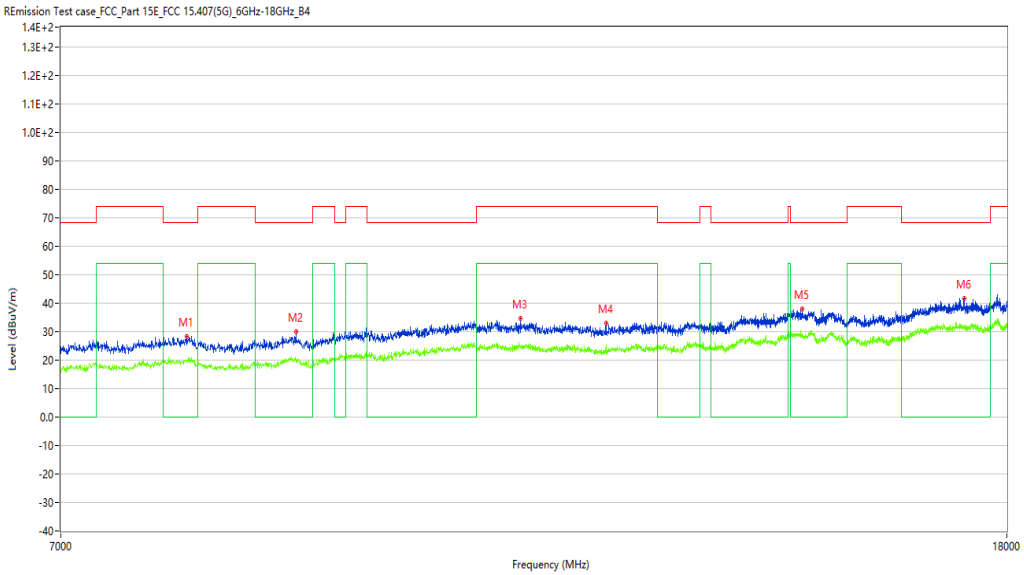

No.	Frequency (MHz)	Results (dBuV/m)	Factor (dB/m)	Limit (dBuV/m)	Margin (dB)	Detector	Table (Degree)	Height (cm)	Antenna	Verdict
1	7935.000	28.35	6.88	68.2	39.85	Peak	237.50	100	Vertical	Pass
1**	7935.000	19.57	6.88	--	-19.57	AV	237.50	100	Vertical	N/A
2	8850.750	30.14	6.83	68.2	38.06	Peak	318.70	100	Vertical	Pass
2**	8850.750	20.42	6.83	--	-20.42	AV	318.70	100	Vertical	N/A
3	11075.500	34.53	10.49	74.0	39.47	Peak	360.00	100	Vertical	Pass
3**	11075.500	25.03	10.49	54.0	28.97	AV	360.00	100	Vertical	Pass
4	12062.750	32.91	9.92	74.0	41.09	Peak	67.30	100	Vertical	Pass
4**	12062.750	25.40	9.92	54.0	28.60	AV	67.30	100	Vertical	Pass
5	14672.500	37.87	14.13	68.2	30.33	Peak	237.50	100	Vertical	Pass
5**	14672.500	29.44	14.13	--	-29.44	AV	237.50	100	Vertical	N/A
6	17246.501	41.68	16.45	68.2	26.52	Peak	82.50	100	Vertical	Pass
6**	17246.501	31.56	16.45	--	-31.56	AV	82.50	100	Vertical	N/A

WIFI5GB4-N20-Middle channel-Horizontal-TX

Test result

Project Number: Certification

Test Time: 2024-11-05_13.42.06

EUT Name:	ALL IN ONE	Test Engineer:	CJY
Manufacturer:	N.A	Test Standard:	FCC
Model:	N.A	Work Addition:	TX
Temp.(oC):	25.1	Load:	Full load
Hum.:	47%RH	Remark:	DR-RF01-E24080045-02#01

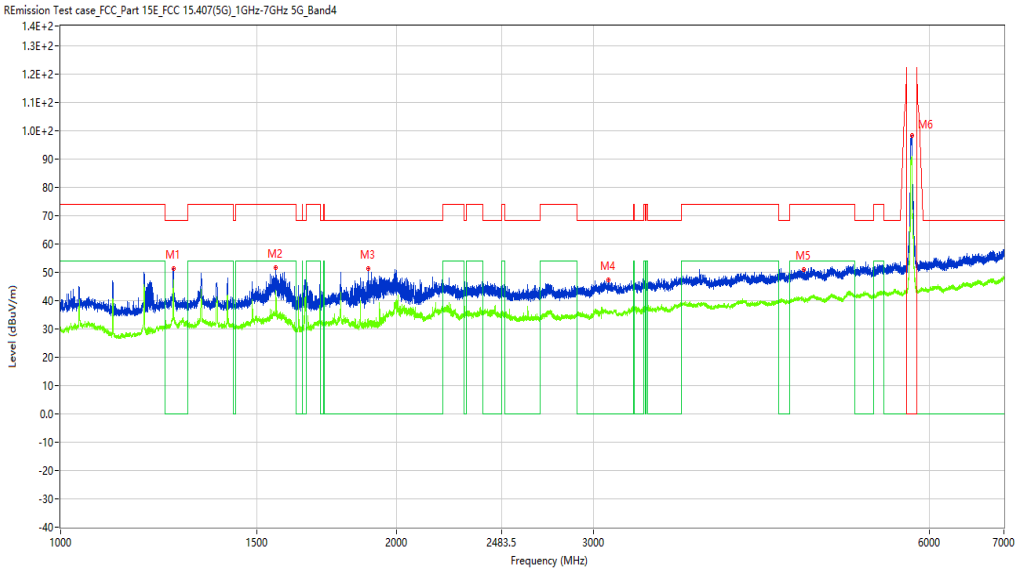

No.	Frequency (MHz)	Results (dBuV/m)	Factor (dB/m)	Limit (dBuV/m)	Margin (dB)	Detector	Table (Degree)	Height (cm)	Antenna	Verdict
1	1261.750	51.43	-15.59	68.2	16.77	Peak	262.80	100	Horizontal	Pass
1**	1261.750	45.49	-15.59	--	-45.49	AV	262.80	100	Horizontal	N/A
2	1559.500	51.69	-15.51	74.0	22.31	Peak	262.80	100	Horizontal	Pass
2**	1559.500	42.20	-15.51	54.0	11.80	AV	262.80	100	Horizontal	Pass
3	1886.000	51.40	-14.49	68.2	16.80	Peak	195.10	100	Horizontal	Pass
3**	1886.000	33.74	-14.49	--	-33.74	AV	195.10	100	Horizontal	N/A
4	3097.500	47.42	-5.94	68.2	20.78	Peak	129.30	100	Horizontal	Pass
4**	3097.500	35.35	-5.94	--	-35.35	AV	129.30	100	Horizontal	N/A
5	4629.500	50.87	-1.58	74.0	23.13	Peak	44.50	100	Horizontal	Pass
5**	4629.500	40.45	-1.58	54.0	13.55	AV	44.50	100	Horizontal	Pass
6	5791.000	98.49	1.47	--	101.21	Peak	199.70	100	Horizontal	Pass
6**	5791.000	90.49	1.47	--	-90.49	AV	199.70	100	Horizontal	N/A

Test result

Project Number: Certification

Test Time: 2024-10-30_19.39.57

EUT Name:	ALL IN ONE	Test Engineer:	CJY
Manufacturer:	N.A	Test Standard:	FCC
Model:	N.A	Work Addition:	TX
Temp.(oC):	24.7	Load:	Full load
Hum.:	50%RH	Remark:	DR-RF01-E24080045-02#01

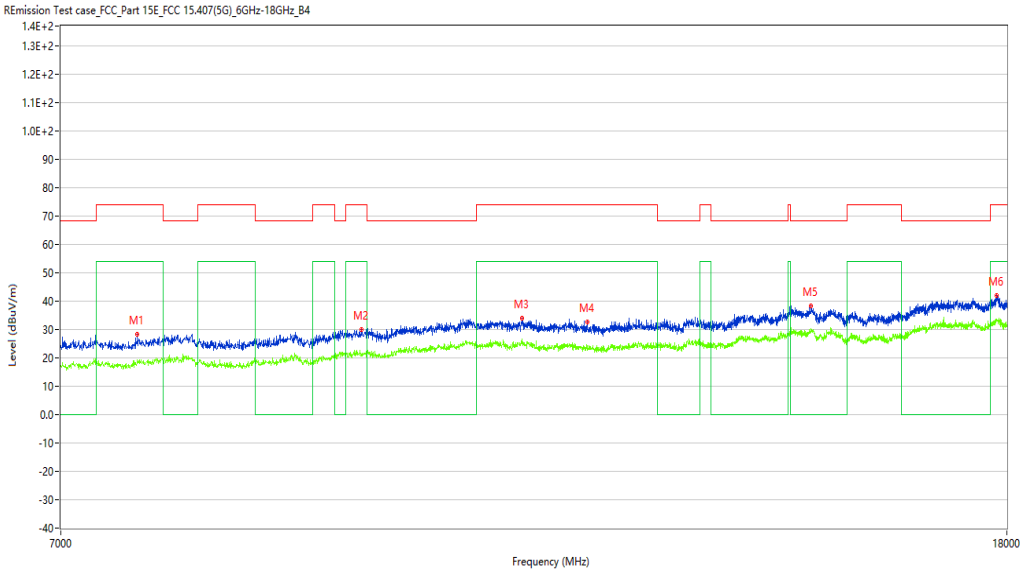

No.	Frequency (MHz)	Results (dBuV/m)	Factor (dB)	Limit (dBuV/m)	Margin (dB)	Detector	Table (Degree)	Height (cm)	Antenna	Verdict
1	7555.500	28.46	5.73	74.0	45.54	Peak	277.80	100	Horizontal	Pass
1**	7555.500	19.21	5.73	54.0	34.79	AV	277.80	100	Horizontal	Pass
2	9453.000	30.02	8.16	74.0	43.98	Peak	163.20	100	Horizontal	Pass
2**	9453.000	20.62	8.16	54.0	33.38	AV	163.20	100	Horizontal	Pass
3	11097.500	33.90	10.65	74.0	40.10	Peak	220.70	100	Horizontal	Pass
3**	11097.500	26.52	10.65	54.0	27.48	AV	220.70	100	Horizontal	Pass
4	11842.750	32.82	9.69	74.0	41.18	Peak	163.20	100	Horizontal	Pass
4**	11842.750	24.44	9.69	54.0	29.56	AV	163.20	100	Horizontal	Pass
5	14801.750	38.24	15.14	68.2	29.96	Peak	191.30	100	Horizontal	Pass
5**	14801.750	29.90	15.14	--	-29.90	AV	191.30	100	Horizontal	N/A
6	17821.250	41.96	16.68	74.0	32.04	Peak	360.00	100	Horizontal	Pass
6**	17821.250	33.41	16.68	54.0	20.59	AV	360.00	100	Horizontal	Pass

WIFI5GB4-N20-Middle channel- Vertical-TX

Test result

Project Number: Certification

Test Time: 2024-11-05_14.15.39

EUT Name:	ALL IN ONE	Test Engineer:	CJY
Manufacturer:	N.A	Test Standard:	FCC
Model:	N.A	Work Addition:	TX
Temp.(oC):	25.1	Load:	Full load
Hum.:	47%RH	Remark:	DR-RF01-E24080045-02#01

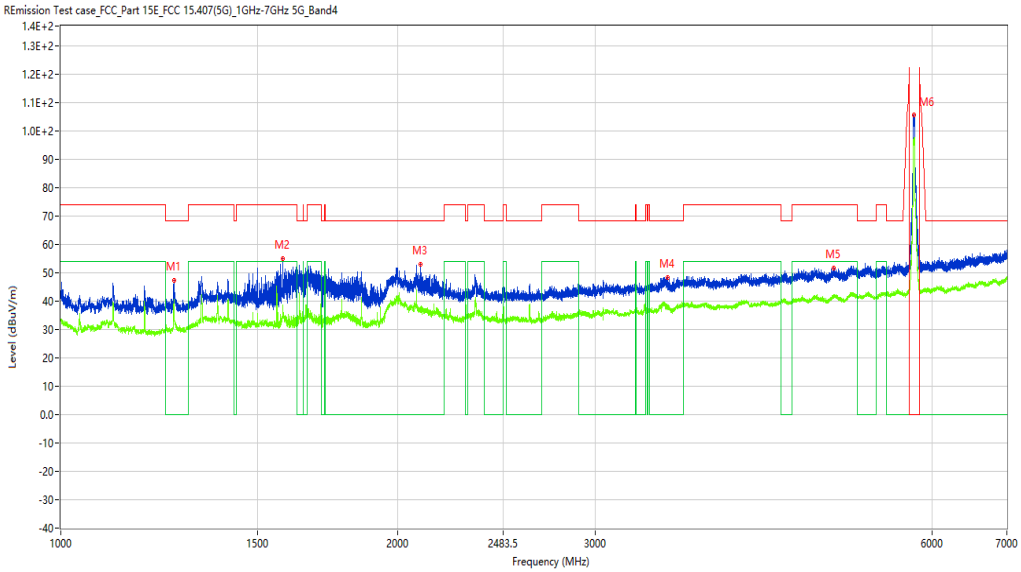

No.	Frequency (MHz)	Results (dBuV/m)	Factor (dB/m)	Limit (dBuV/m)	Margin (dB)	Detector	Table (Degree)	Height (cm)	Antenna	Verdict
1	1261.750	47.49	-15.59	68.2	20.71	Peak	220.50	100	Vertical	Pass
1**	1261.750	40.16	-15.59	--	-40.16	AV	220.50	100	Vertical	N/A
2	1579.000	54.86	-15.64	74.0	19.14	Peak	269.60	100	Vertical	Pass
2**	1579.000	38.76	-15.64	54.0	15.24	AV	269.60	100	Vertical	Pass
3	2096.500	52.88	-12.26	68.2	15.32	Peak	220.50	100	Vertical	Pass
3**	2096.500	38.07	-12.26	--	-38.07	AV	220.50	100	Vertical	N/A
4	3482.000	48.25	-5.26	68.2	19.95	Peak	186.30	100	Vertical	Pass
4**	3482.000	38.48	-5.26	--	-38.48	AV	186.30	100	Vertical	N/A
5	4899.500	51.55	-0.30	74.0	22.45	Peak	118.20	100	Vertical	Pass
5**	4899.500	41.06	-0.30	54.0	12.94	AV	118.20	100	Vertical	Pass
6	5779.500	105.77	1.57	--	80.53	Peak	186.30	100	Vertical	Pass
6**	5779.500	97.73	1.57	--	-97.73	AV	186.30	100	Vertical	N/A

Test result

Project Number: Certification

Test Time: 2024-10-31_10.42.58

EUT Name:	ALL IN ONE	Test Engineer:	CJY
Manufacturer:	N.A	Test Standard:	FCC
Model:	N.A	Work Addition:	TX
Temp.(oC):	22.5	Load:	Full load
Hum.:	47%RH	Remark:	DR-RF01-E24080045-02#01

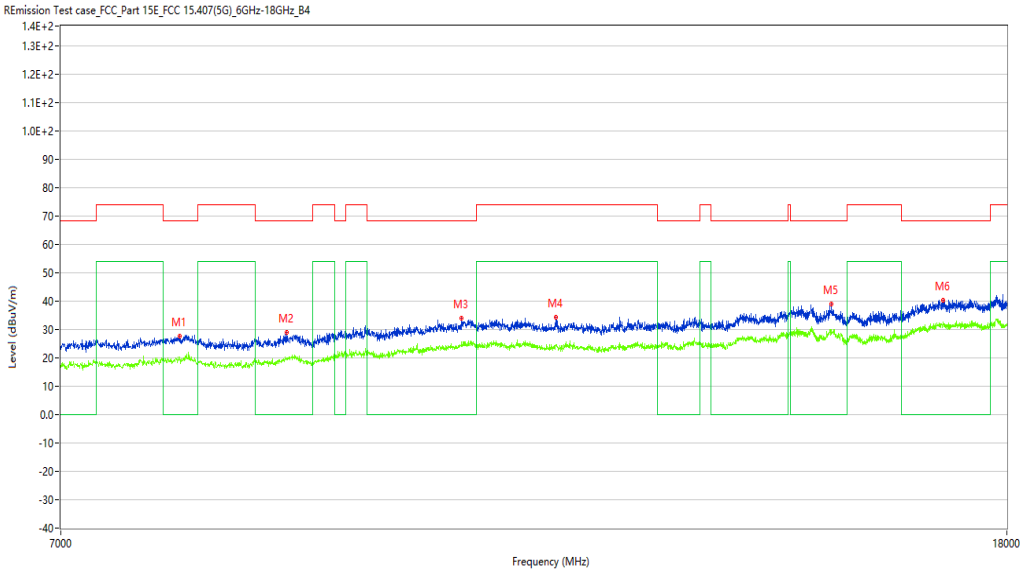

No.	Frequency (MHz)	Results (dBuV/m)	Factor (dB/m)	Limit (dBuV/m)	Margin (dB)	Detector	Table (Degree)	Height (cm)	Antenna	Verdict
1	7882.750	27.82	6.30	68.2	40.38	Peak	230.50	100	Vertical	Pass
1**	7882.750	20.40	6.30	--	-20.40	AV	230.50	100	Vertical	N/A
2	8773.750	29.15	6.28	68.2	39.05	Peak	0.00	100	Vertical	Pass
2**	8773.750	19.76	6.28	--	-19.76	AV	0.00	100	Vertical	N/A
3	10445.750	33.99	11.11	68.2	34.21	Peak	0.00	100	Vertical	Pass
3**	10445.750	25.62	11.11	--	-25.62	AV	0.00	100	Vertical	N/A
4	11477.000	34.44	10.62	74.0	39.56	Peak	63.30	100	Vertical	Pass
4**	11477.000	24.81	10.62	54.0	29.19	AV	63.30	100	Vertical	Pass
5	15109.750	38.96	13.07	68.2	29.24	Peak	257.40	100	Vertical	Pass
5**	15109.750	29.90	13.07	--	-29.90	AV	257.40	100	Vertical	N/A
6	16883.500	40.18	16.16	68.2	28.02	Peak	283.90	100	Vertical	Pass
6**	16883.500	32.56	16.16	--	-32.56	AV	283.90	100	Vertical	N/A

WIFI5GB4-N20-High channel-Horizontal-TX

Test result

Project Number: Certification

Test Time: 2024-11-05_13.27.47

EUT Name:	ALL IN ONE	Test Engineer:	CJY
Manufacturer:	N.A	Test Standard:	FCC
Model:	N.A	Work Addition:	TX
Temp.(oC):	25.1	Load:	Full load
Hum.:	47%RH	Remark:	DR-RF01-E24080045-02#01

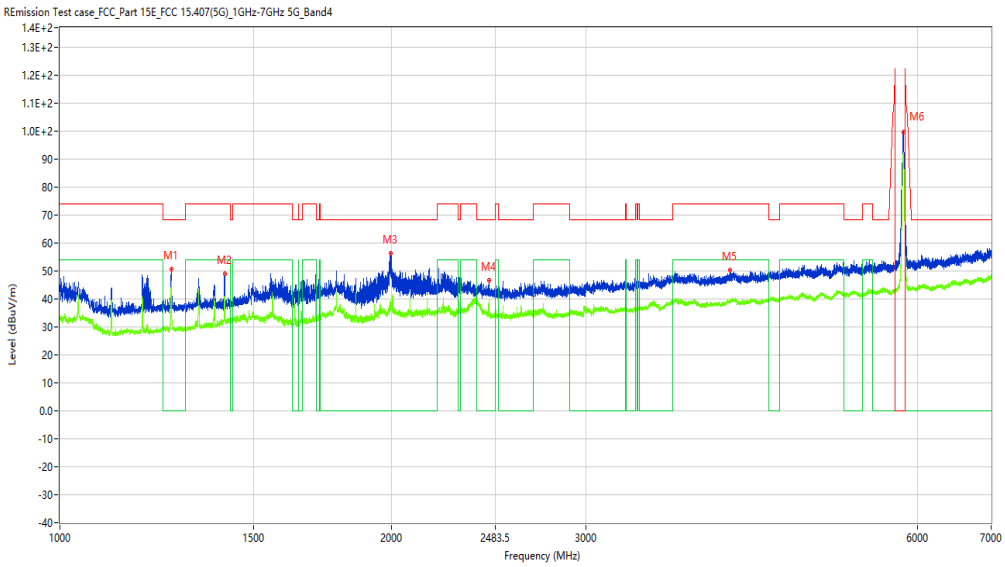

No.	Frequency (MHz)	Results (dBuV/m)	Factor (dB/m)	Limit (dBuV/m)	Margin (dB)	Detector	Table (Degree)	Height (cm)	Antenna	Verdict
1	1262.000	50.69	-15.59	68.2	17.51	Peak	230.10	100	Horizontal	Pass
1**	1262.000	46.38	-15.59	--	-46.38	AV	230.10	100	Horizontal	N/A
2	1410.750	48.93	-15.22	74.0	25.07	Peak	230.10	100	Horizontal	Pass
2**	1410.750	41.03	-15.22	54.0	12.97	AV	230.10	100	Horizontal	Pass
3	1995.750	56.32	-13.83	68.2	11.88	Peak	230.10	100	Horizontal	Pass
3**	1995.750	39.37	-13.83	--	-39.37	AV	230.10	100	Horizontal	N/A
4	2451.250	46.56	-10.74	68.2	21.64	Peak	230.10	100	Horizontal	Pass
4**	2451.250	35.47	-10.74	--	-35.47	AV	230.10	100	Horizontal	N/A
5	4058.000	50.21	-1.85	74.0	23.79	Peak	0.00	100	Horizontal	Pass
5**	4058.000	39.20	-1.85	54.0	14.80	AV	0.00	100	Horizontal	Pass
6	5832.500	99.67	0.75	--	102.73	Peak	202.40	100	Horizontal	Pass
6**	5832.500	91.23	0.75	--	-91.23	AV	202.40	100	Horizontal	N/A

Test result

Project Number: Certification

Test Time: 2024-10-30_19.42.45

EUT Name:	ALL IN ONE	Test Engineer:	CJY
Manufacturer:	N.A	Test Standard:	FCC
Model:	N.A	Work Addition:	TX
Temp.(oC):	24.7	Load:	Full load
Hum.:	50%RH	Remark:	DR-RF01-E24080045-02#01

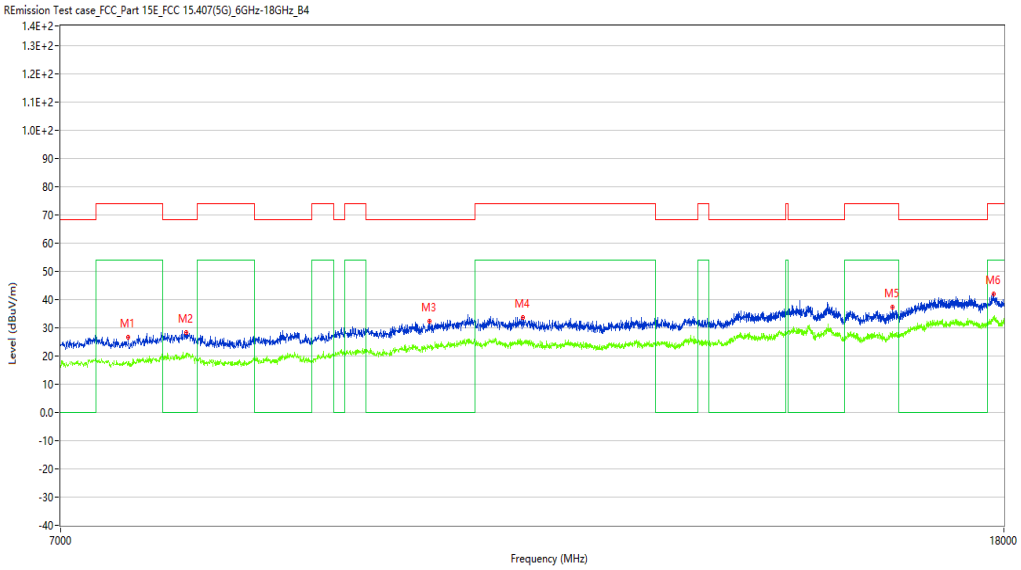

No.	Frequency (MHz)	Results (dBuV/m)	Factor (dB)	Limit (dBuV/m)	Margin (dB)	Detector	Table (Degree)	Height (cm)	Antenna	Verdict
1	7489.500	26.82	5.38	74.0	47.18	Peak	238.40	100	Horizontal	Pass
1**	7489.500	16.93	5.38	54.0	37.07	AV	238.40	100	Horizontal	Pass
2	7935.000	28.33	6.88	68.2	39.87	Peak	210.30	100	Horizontal	Pass
2**	7935.000	20.97	6.88	--	-20.97	AV	210.30	100	Horizontal	N/A
3	10124.000	32.32	9.25	68.2	35.88	Peak	238.40	100	Horizontal	Pass
3**	10124.000	23.16	9.25	--	-23.16	AV	238.40	100	Horizontal	N/A
4	11122.250	33.81	10.36	74.0	40.19	Peak	125.10	100	Horizontal	Pass
4**	11122.250	24.81	10.36	54.0	29.19	AV	125.10	100	Horizontal	Pass
5	16097.000	37.19	11.94	74.0	36.81	Peak	0.00	100	Horizontal	Pass
5**	16097.000	28.04	11.94	54.0	25.96	AV	0.00	100	Horizontal	Pass
6	17818.499	41.89	16.69	74.0	32.11	Peak	125.10	100	Horizontal	Pass
6**	17818.499	33.34	16.69	54.0	20.66	AV	125.10	100	Horizontal	Pass

WIFI5GB4-N20-High channel-Vertical-TX

Test result

Project Number: Certification

Test Time: 2024-11-05_14.27.10

EUT Name:	ALL IN ONE	Test Engineer:	CJY
Manufacturer:	N.A	Test Standard:	FCC
Model:	N.A	Work Addition:	TX
Temp.(oC):	25.1	Load:	Full load
Hum.:	47%RH	Remark:	DR-RF01-E24080045-02#01

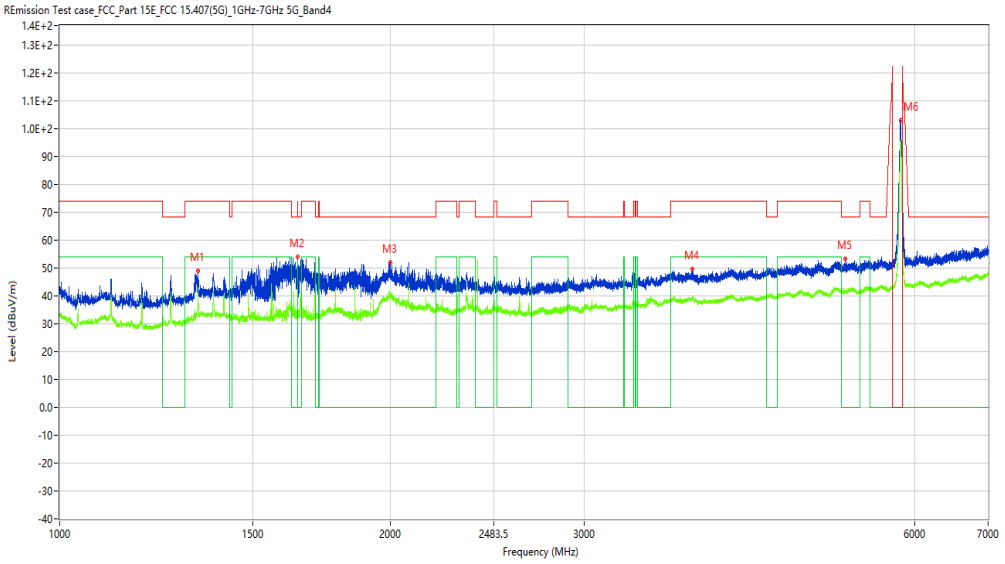

No.	Frequency (MHz)	Results (dBuV/m)	Factor (dB/m)	Limit (dBuV/m)	Margin (dB)	Detector	Table (Degree)	Height (cm)	Antenna	Verdict
1	1336.250	49.12	-15.27	74.0	24.88	Peak	233.10	100	Vertical	Pass
1**	1336.250	42.00	-15.27	54.0	12.00	AV	233.10	100	Vertical	Pass
2	1645.750	53.89	-15.54	74.0	20.11	Peak	278.10	100	Vertical	Pass
2**	1645.750	37.57	-15.54	54.0	16.43	AV	278.10	100	Vertical	Pass
3	1998.000	52.12	-13.84	68.2	16.08	Peak	217.80	100	Vertical	Pass
3**	1998.000	40.80	-13.84	--	-40.80	AV	217.80	100	Vertical	N/A
4	3768.500	49.78	-2.64	74.0	24.22	Peak	154.00	100	Vertical	Pass
4**	3768.500	38.91	-2.64	54.0	15.09	AV	154.00	100	Vertical	Pass
5	5188.500	53.19	-0.50	68.2	15.01	Peak	40.90	100	Vertical	Pass
5**	5188.500	41.46	-0.50	--	-41.46	AV	40.90	100	Vertical	N/A
6	5830.000	102.88	0.78	--	51.12	Peak	154.00	100	Vertical	Pass
6**	5830.000	94.97	0.78	--	-94.97	AV	154.00	100	Vertical	N/A

Test result

Project Number: Certification

Test Time: 2024-10-31_10.45.23

EUT Name:	ALL IN ONE	Test Engineer:	CJY
Manufacturer:	N.A	Test Standard:	FCC
Model:	N.A	Work Addition:	TX
Temp.(oC):	22.5	Load:	Full load
Hum.:	47%RH	Remark:	DR-RF01-E24080045-02#01

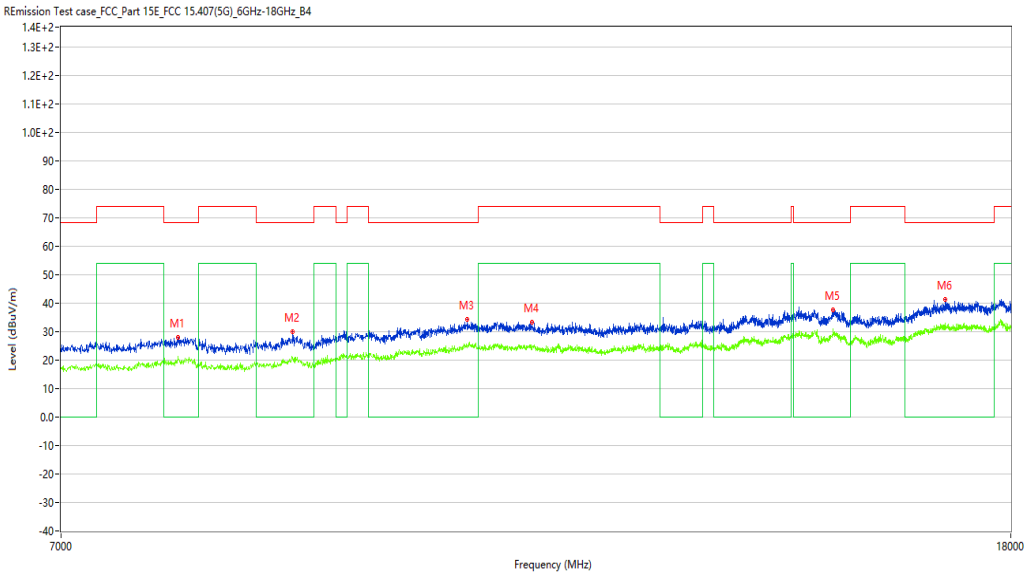

No.	Frequency (MHz)	Results (dBuV/m)	Factor (dB/m)	Limit (dBuV/m)	Margin (dB)	Detector	Table (Degree)	Height (cm)	Antenna	Verdict
1	7863.500	28.08	6.64	68.2	40.12	Peak	321.70	100	Vertical	Pass
1**	7863.500	21.34	6.64	--	-21.34	AV	321.70	100	Vertical	N/A
2	8812.250	29.90	6.89	68.2	38.30	Peak	57.80	100	Vertical	Pass
2**	8812.250	20.59	6.89	--	-20.59	AV	57.80	100	Vertical	N/A
3	10487.000	34.30	11.45	68.2	33.90	Peak	239.60	100	Vertical	Pass
3**	10487.000	24.79	11.45	--	-24.79	AV	239.60	100	Vertical	N/A
4	11177.250	33.22	10.10	74.0	40.78	Peak	0.00	100	Vertical	Pass
4**	11177.250	24.63	10.10	54.0	29.37	AV	0.00	100	Vertical	Pass
5	15085.000	37.79	13.38	68.2	30.41	Peak	111.30	100	Vertical	Pass
5**	15085.000	31.01	13.38	--	-31.01	AV	111.30	100	Vertical	N/A
6	16861.500	41.45	16.01	68.2	26.75	Peak	321.70	100	Vertical	Pass
6**	16861.500	32.97	16.01	--	-32.97	AV	321.70	100	Vertical	N/A

WIFI5GB4-N40-Low channel-Horizontal-TX

Test result

Project Number: Certification

Test Time: 2024-11-05_16.50.19

EUT Name:	ALL IN ONE	Test Engineer:	CJY
Manufacturer:	N.A	Test Standard:	FCC
Model:	N.A	Work Addition:	TX
Temp.(oC):	25.1	Load:	Full load
Hum.:	47%RH	Remark:	DR-RF01-E24080045-02#01

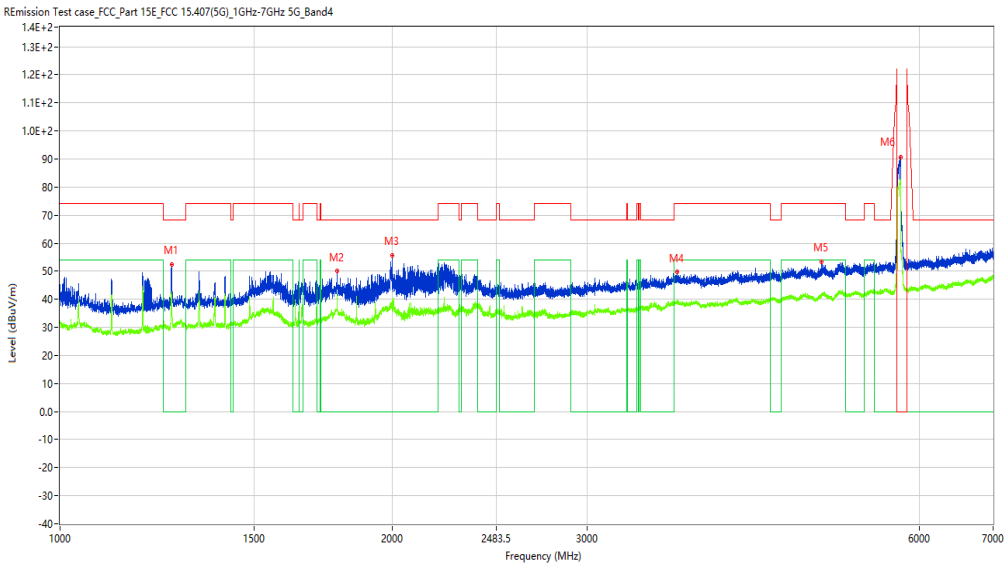

No.	Frequency (MHz)	Results (dBuV/m)	Factor (dB/m)	Limit (dBuV/m)	Margin (dB)	Detector	Table (Degree)	Height (cm)	Antenna	Verdict
1	1262.000	52.55	-15.59	68.2	15.65	Peak	62.60	100	Horizontal	Pass
1**	1262.000	42.44	-15.59	--	-42.44	AV	62.60	100	Horizontal	N/A
2	1782.250	50.08	-15.19	68.2	18.12	Peak	124.00	100	Horizontal	Pass
2**	1782.250	41.03	-15.19	--	-41.03	AV	124.00	100	Horizontal	N/A
3	1998.500	55.78	-13.84	68.2	12.42	Peak	124.00	100	Horizontal	Pass
3**	1998.500	40.28	-13.84	--	-40.28	AV	124.00	100	Horizontal	N/A
4	3624.000	49.76	-2.58	74.0	24.24	Peak	226.50	100	Horizontal	Pass
4**	3624.000	39.87	-2.58	54.0	14.13	AV	226.50	100	Horizontal	Pass
5	4893.000	53.47	-0.51	74.0	20.53	Peak	176.70	100	Horizontal	Pass
5**	4893.000	41.44	-0.51	54.0	12.56	AV	176.70	100	Horizontal	Pass
6	5770.500	90.75	1.46	--	263.65	Peak	354.40	100	Horizontal	Pass
6**	5770.500	82.64	1.46	--	-82.64	AV	354.40	100	Horizontal	N/A

Test result

Project Number: Certification

Test Time: 2024-10-31_11.00.52

EUT Name:	ALL IN ONE	Test Engineer:	CJY
Manufacturer:	N.A	Test Standard:	FCC
Model:	N.A	Work Addition:	TX
Temp.(oC):	22.5	Load:	Full load
Hum.:	47%RH	Remark:	DR-RF01-E24080045-02#01

No.	Frequency (MHz)	Results (dBuV/m)	Factor (dB/m)	Limit (dBuV/m)	Margin (dB)	Detector	Table (Degree)	Height (cm)	Antenna	Verdict
1	7844.250	28.75	6.22	68.2	39.45	Peak	269.30	100	Horizontal	Pass
1**	7844.250	19.79	6.22	--	-19.79	AV	269.30	100	Horizontal	N/A
2	10137.750	32.42	9.27	68.2	35.78	Peak	101.70	100	Horizontal	Pass
2**	10137.750	23.99	9.27	--	-23.99	AV	101.70	100	Horizontal	N/A
3	11587.000	33.63	10.65	74.0	40.37	Peak	210.10	100	Horizontal	Pass
3**	11587.000	24.41	10.65	54.0	29.59	AV	210.10	100	Horizontal	Pass
4	13831.000	35.51	11.78	68.2	32.69	Peak	3.50	100	Horizontal	Pass
4**	13831.000	27.85	11.78	--	-27.85	AV	3.50	100	Horizontal	N/A
5	17100.750	41.61	16.10	68.2	26.59	Peak	351.20	100	Horizontal	Pass
5**	17100.750	31.91	16.10	--	-31.91	AV	351.20	100	Horizontal	N/A
6	17815.751	41.76	16.71	74.0	32.24	Peak	181.90	100	Horizontal	Pass
6**	17815.751	32.81	16.71	54.0	21.19	AV	181.90	100	Horizontal	Pass

WIFI5GB4-N40-Low channel-Vertical-TX

Test result

Project Number: Certification

Test Time: 2024-11-05_16.07.41

EUT Name:	ALL IN ONE	Test Engineer:	CJY
Manufacturer:	N.A	Test Standard:	FCC
Model:	N.A	Work Addition:	TX
Temp.(oC):	25.1	Load:	Full load
Hum.:	47%RH	Remark:	DR-RF01-E24080045-02#01

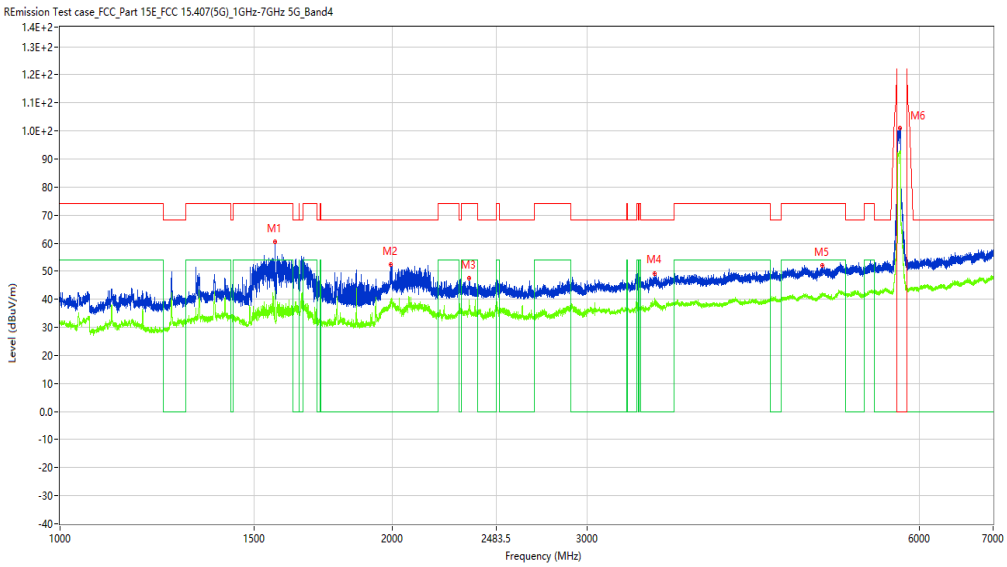

No.	Frequency (MHz)	Results (dBuV/m)	Factor (dB/m)	Limit (dBuV/m)	Margin (dB)	Detector	Table (Degree)	Height (cm)	Antenna	Verdict
1	1566.750	60.39	-15.71	74.0	13.61	Peak	132.50	100	Vertical	Pass
1**	1566.750	43.14	-15.71	54.0	10.86	AV	132.50	100	Vertical	Pass
2	1993.750	52.35	-13.83	68.2	15.85	Peak	182.70	100	Vertical	Pass
2**	1993.750	40.18	-13.83	--	-40.18	AV	182.70	100	Vertical	N/A
3	2348.750	47.51	-11.23	74.0	26.49	Peak	132.50	100	Vertical	Pass
3**	2348.750	36.84	-11.23	54.0	17.16	AV	132.50	100	Vertical	Pass
4	3453.500	49.20	-5.00	68.2	19.00	Peak	306.50	100	Vertical	Pass
4**	3453.500	39.37	-5.00	--	-39.37	AV	306.50	100	Vertical	N/A
5	4906.000	51.92	-0.20	74.0	22.08	Peak	306.50	100	Vertical	Pass
5**	4906.000	42.19	-0.20	54.0	11.81	AV	306.50	100	Vertical	Pass
6	5768.500	100.96	1.41	--	205.54	Peak	306.50	100	Vertical	Pass
6**	5768.500	92.92	1.41	--	-92.92	AV	306.50	100	Vertical	N/A

Test result

Project Number: Certification

Test Time: 2024-10-31_11.04.31

EUT Name:	ALL IN ONE	Test Engineer:	CJY
Manufacturer:	N.A	Test Standard:	FCC
Model:	N.A	Work Addition:	TX
Temp.(oC):	22.5	Load:	Full load
Hum.:	47%RH	Remark:	DR-RF01-E24080045-02#01

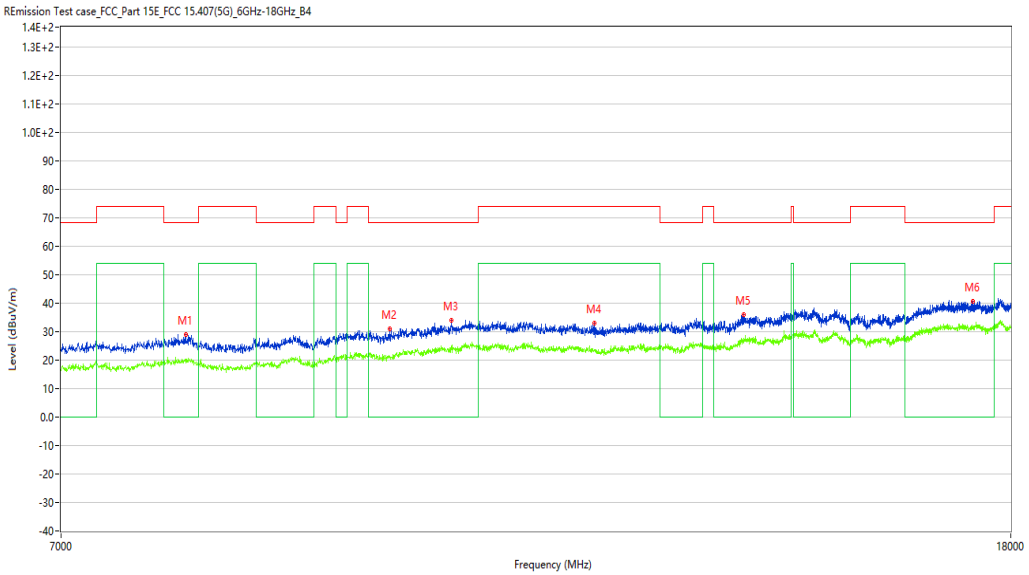

No.	Frequency (MHz)	Results (dBuV/m)	Factor (dB/m)	Limit (dBuV/m)	Margin (dB)	Detector	Table (Degree)	Height (cm)	Antenna	Verdict
1	7924.000	29.04	6.93	68.2	39.16	Peak	130.40	100	Vertical	Pass
1**	7924.000	20.30	6.93	--	-20.30	AV	130.40	100	Vertical	N/A
2	9708.750	31.10	8.67	68.2	37.10	Peak	130.40	100	Vertical	Pass
2**	9708.750	21.49	8.67	--	-21.49	AV	130.40	100	Vertical	N/A
3	10322.000	33.94	10.57	68.2	34.26	Peak	215.40	100	Vertical	Pass
3**	10322.000	23.70	10.57	--	-23.70	AV	215.40	100	Vertical	N/A
4	11895.000	32.91	10.01	74.0	41.09	Peak	215.40	100	Vertical	Pass
4**	11895.000	23.70	10.01	54.0	30.30	AV	215.40	100	Vertical	Pass
5	13806.250	35.85	11.76	68.2	32.35	Peak	285.50	100	Vertical	Pass
5**	13806.250	27.35	11.76	--	-27.35	AV	285.50	100	Vertical	N/A
6	17329.000	40.83	16.59	68.2	27.37	Peak	116.20	100	Vertical	Pass
6**	17329.000	31.62	16.59	--	-31.62	AV	116.20	100	Vertical	N/A

WIFI5GB4-N40-High channel-Horizontal-TX

Test result

Project Number: Certification

Test Time: 2024-11-05_16.53.36

EUT Name:	ALL IN ONE	Test Engineer:	CJY
Manufacturer:	N.A	Test Standard:	FCC
Model:	N.A	Work Addition:	TX
Temp.(oC):	25.1	Load:	Full load
Hum.:	47%RH	Remark:	DR-RF01-E24080045-02#01

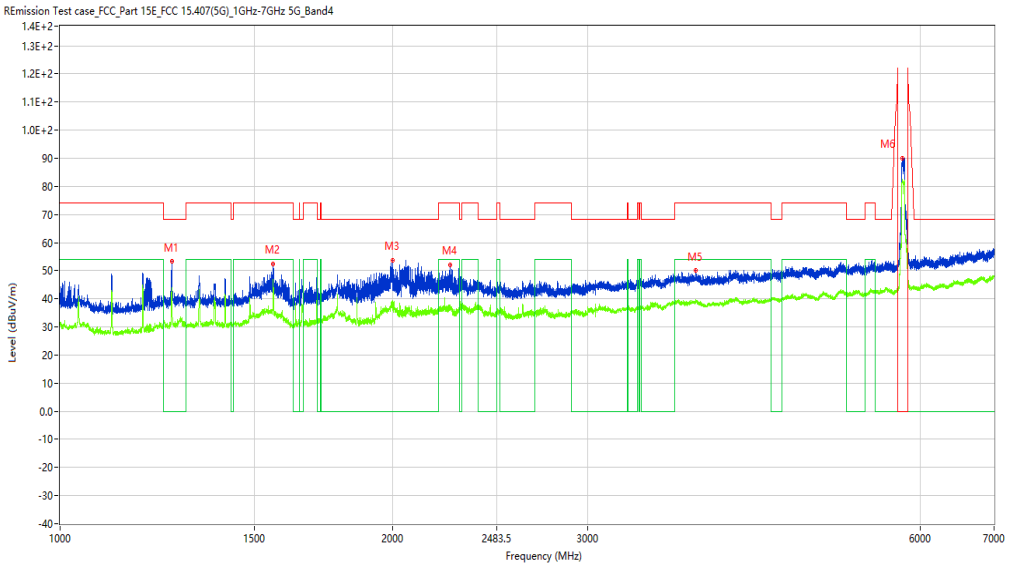

No.	Frequency (MHz)	Results (dBuV/m)	Factor (dB/m)	Limit (dBuV/m)	Margin (dB)	Detector	Table (Degree)	Height (cm)	Antenna	Verdict
1	1262.000	53.29	-15.59	68.2	14.91	Peak	189.60	100	Horizontal	Pass
1**	1262.000	43.67	-15.59	--	-43.67	AV	189.60	100	Horizontal	N/A
2	1559.000	52.44	-15.50	74.0	21.56	Peak	126.70	100	Horizontal	Pass
2**	1559.000	47.03	-15.50	54.0	6.97	AV	126.70	100	Horizontal	Pass
3	1998.750	53.76	-13.84	68.2	14.44	Peak	189.60	100	Horizontal	Pass
3**	1998.750	39.30	-13.84	--	-39.30	AV	189.60	100	Horizontal	N/A
4	2254.000	51.97	-10.75	74.0	22.03	Peak	126.70	100	Horizontal	Pass
4**	2254.000	37.78	-10.75	54.0	16.22	AV	126.70	100	Horizontal	Pass
5	3760.500	50.01	-2.58	74.0	23.99	Peak	360.00	100	Horizontal	Pass
5**	3760.500	39.82	-2.58	54.0	14.18	AV	360.00	100	Horizontal	Pass
6	5779.500	90.06	1.57	--	242.94	Peak	333.00	100	Horizontal	Pass
6**	5779.500	82.07	1.57	--	-82.07	AV	333.00	100	Horizontal	N/A

Test result

Project Number: Certification

Test Time: 2024-10-31_11.02.46

EUT Name:	ALL IN ONE	Test Engineer:	CJY
Manufacturer:	N.A	Test Standard:	FCC
Model:	N.A	Work Addition:	TX
Temp.(oC):	22.5	Load:	Full load
Hum.:	47%RH	Remark:	DR-RF01-E24080045-02#01

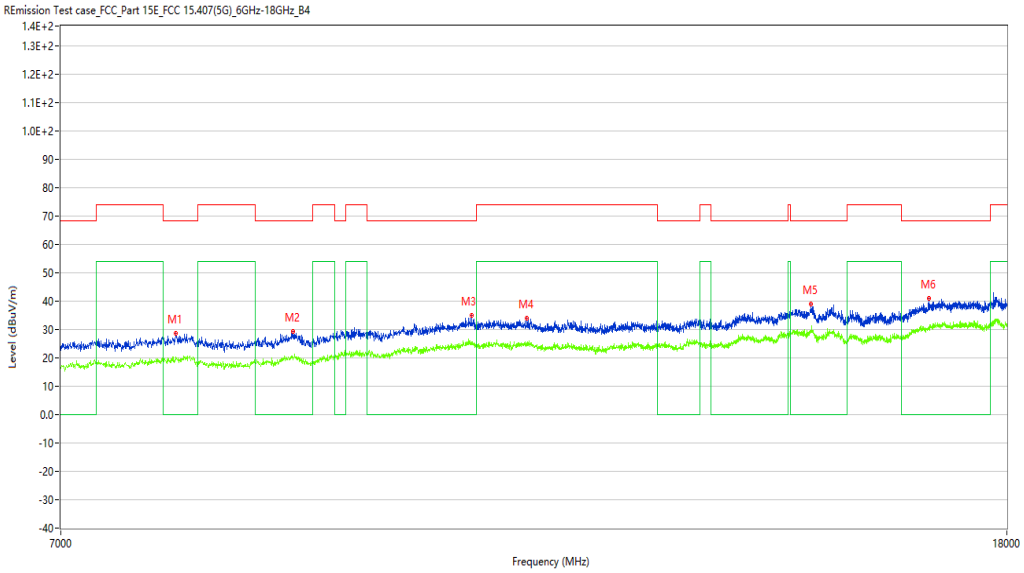

No.	Frequency (MHz)	Results (dBuV/m)	Factor (dB/m)	Limit (dBuV/m)	Margin (dB)	Detector	Table (Degree)	Height (cm)	Antenna	Verdict
1	7852.500	28.57	6.42	68.2	39.63	Peak	81.40	100	Horizontal	Pass
1**	7852.500	20.38	6.42	--	-20.38	AV	81.40	100	Horizontal	N/A
2	8826.000	29.47	6.72	68.2	38.73	Peak	274.10	100	Horizontal	Pass
2**	8826.000	20.29	6.72	--	-20.29	AV	274.10	100	Horizontal	N/A
3	10550.250	35.06	11.93	68.2	33.14	Peak	0.00	100	Horizontal	Pass
3**	10550.250	25.67	11.93	--	-25.67	AV	0.00	100	Horizontal	N/A
4	11149.750	33.90	10.21	74.0	40.10	Peak	217.90	100	Horizontal	Pass
4**	11149.750	24.40	10.21	54.0	29.60	AV	217.90	100	Horizontal	Pass
5	14801.750	38.89	15.14	68.2	29.31	Peak	300.70	100	Horizontal	Pass
5**	14801.750	29.82	15.14	--	-29.82	AV	300.70	100	Horizontal	N/A
6	16647.000	40.93	15.23	68.2	27.27	Peak	190.70	100	Horizontal	Pass
6**	16647.000	30.96	15.23	--	-30.96	AV	190.70	100	Horizontal	N/A

WIFI5GB4-N40-High channel-Vertical-TX

Test result

Project Number: Certification

Test Time: 2024-11-05_16.02.44

EUT Name:	ALL IN ONE	Test Engineer:	CJY
Manufacturer:	N.A	Test Standard:	FCC
Model:	N.A	Work Addition:	TX
Temp.(oC):	25.1	Load:	Full load
Hum.:	47%RH	Remark:	DR-RF01-E24080045-02#01

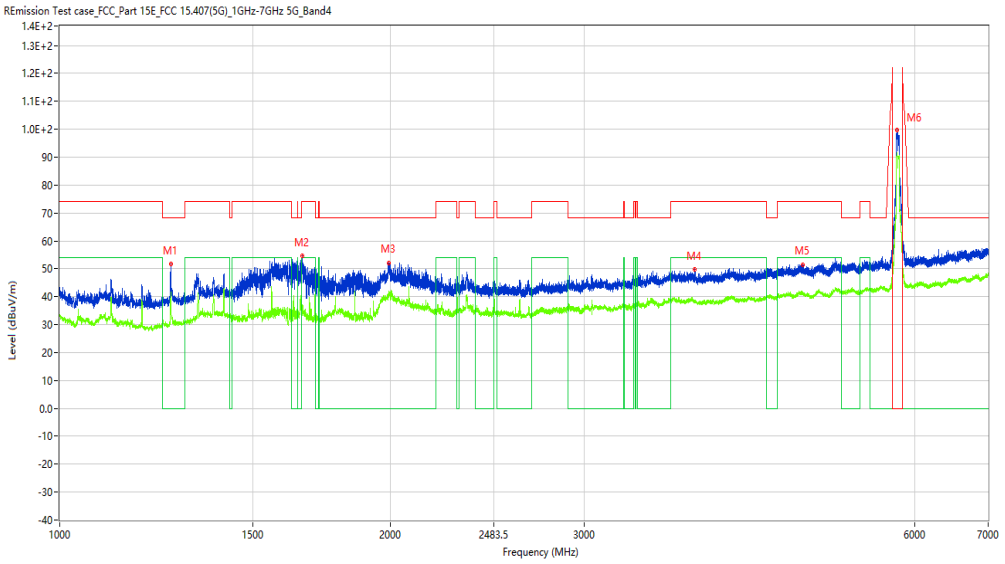

No.	Frequency (MHz)	Results (dBuV/m)	Factor (dB/m)	Limit (dBuV/m)	Margin (dB)	Detector	Table (Degree)	Height (cm)	Antenna	Verdict
1	1261.750	51.67	-15.59	68.2	16.53	Peak	160.10	100	Vertical	Pass
1**	1261.750	40.88	-15.59	--	-40.88	AV	160.10	100	Vertical	N/A
2	1662.000	54.65	-15.77	74.0	19.35	Peak	225.90	100	Vertical	Pass
2**	1662.000	36.30	-15.77	54.0	17.70	AV	225.90	100	Vertical	Pass
3	1991.750	52.13	-13.84	68.2	16.07	Peak	94.90	100	Vertical	Pass
3**	1991.750	41.33	-13.84	--	-41.33	AV	94.90	100	Vertical	N/A
4	3781.000	49.79	-3.03	74.0	24.21	Peak	290.10	100	Vertical	Pass
4**	3781.000	38.04	-3.03	54.0	15.96	AV	290.10	100	Vertical	Pass
5	4746.500	51.53	-0.71	74.0	22.47	Peak	62.80	100	Vertical	Pass
5**	4746.500	41.01	-0.71	54.0	12.99	AV	62.80	100	Vertical	Pass
6	5780.000	99.60	1.57	--	190.50	Peak	290.10	100	Vertical	Pass
6**	5780.000	91.62	1.57	--	-91.62	AV	290.10	100	Vertical	N/A

Test result

Project Number: Certification

Test Time: 2024-10-31_11.25.42

EUT Name:	ALL IN ONE	Test Engineer:	CJY
Manufacturer:	N.A	Test Standard:	FCC
Model:	N.A	Work Addition:	TX
Temp.(oC):	22.5	Load:	Full load
Hum.:	47%RH	Remark:	DR-RF01-E24080045-02#01

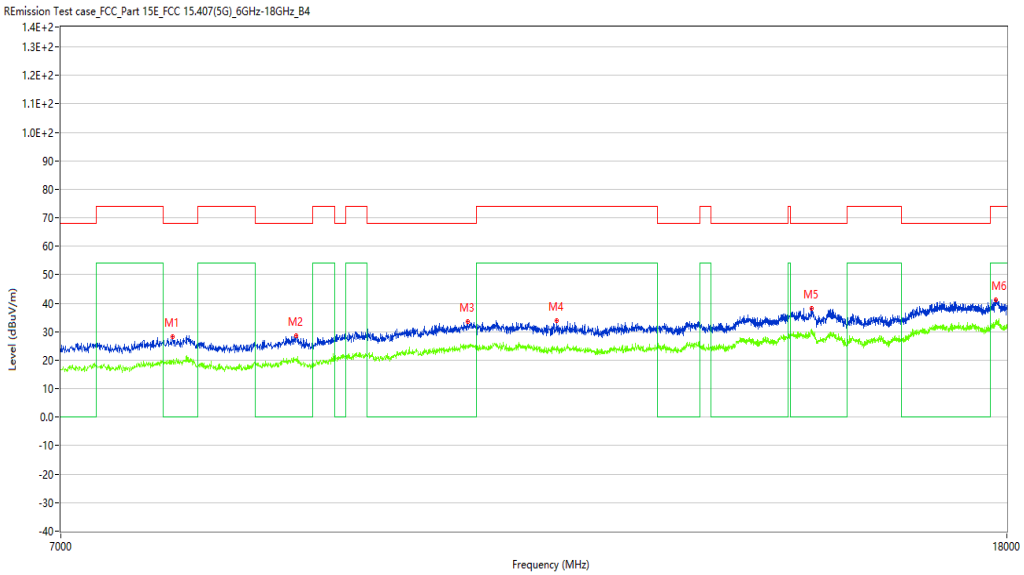

No.	Frequency (MHz)	Results (dBuV/m)	Factor (dB/m)	Limit (dBuV/m)	Margin (dB)	Detector	Table (Degree)	Height (cm)	Antenna	Verdict
1	7827.750	28.39	6.32	68.2	39.81	Peak	304.00	100	Vertical	Pass
1**	7827.750	19.27	6.32	--	-19.27	AV	304.00	100	Vertical	N/A
2	8850.750	28.61	6.83	68.2	39.59	Peak	58.30	100	Vertical	Pass
2**	8850.750	20.81	6.83	--	-20.81	AV	58.30	100	Vertical	N/A
3	10509.000	33.64	11.72	68.2	34.56	Peak	160.30	100	Vertical	Pass
3**	10509.000	24.42	11.72	--	-24.42	AV	160.30	100	Vertical	N/A
4	11488.000	33.86	10.45	74.0	40.14	Peak	117.00	100	Vertical	Pass
4**	11488.000	24.65	10.45	54.0	29.35	AV	117.00	100	Vertical	Pass
5	14810.000	38.20	15.56	68.2	30.00	Peak	275.00	100	Vertical	Pass
5**	14810.000	30.81	15.56	--	-30.81	AV	275.00	100	Vertical	N/A
6	17807.499	41.11	16.76	74.0	32.89	Peak	132.10	100	Vertical	Pass
6**	17807.499	33.08	16.76	54.0	20.92	AV	132.10	100	Vertical	Pass

WIFI5GB4-AC20-Low channel-Horizontal-TX

Test result

Project Number: Certification

Test Time: 2024-11-05_13.46.34

EUT Name:	ALL IN ONE	Test Engineer:	CJY
Manufacturer:	N.A	Test Standard:	FCC
Model:	N.A	Work Addition:	TX
Temp.(oC):	25.1	Load:	Full load
Hum.:	47%RH	Remark:	DR-RF01-E24080045-02#01

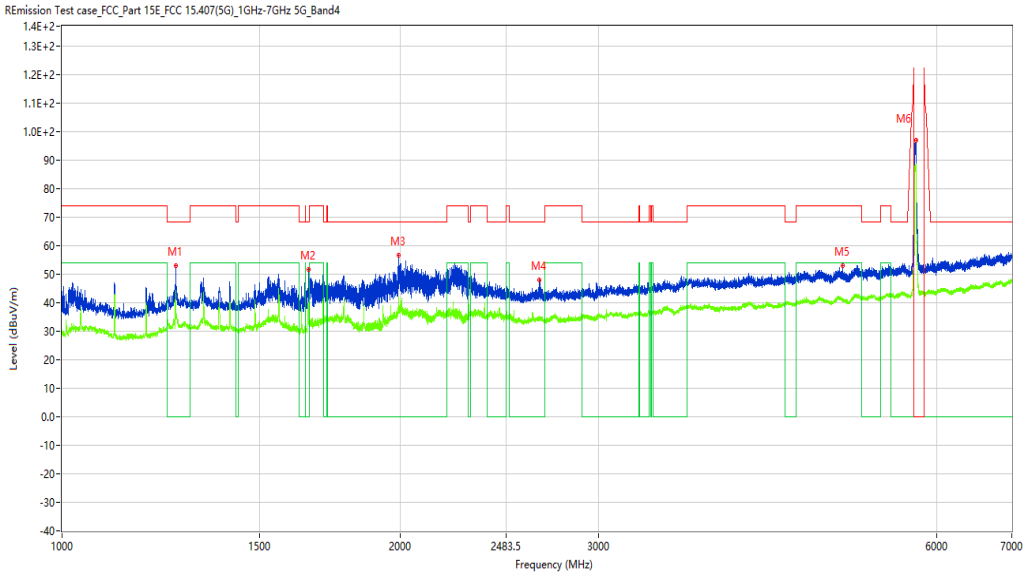

No.	Frequency (MHz)	Results (dBuV/m)	Factor (dB/m)	Limit (dBuV/m)	Margin (dB)	Detector	Table (Degree)	Height (cm)	Antenna	Verdict
1	1262.250	52.93	-15.58	68.2	15.27	Peak	204.00	100	Horizontal	Pass
1**	1262.250	44.34	-15.58	--	-44.34	AV	204.00	100	Horizontal	N/A
2	1657.500	51.67	-15.79	68.2	16.53	Peak	288.10	100	Horizontal	Pass
2**	1657.500	35.58	-15.79	--	-35.58	AV	288.10	100	Horizontal	N/A
3	1992.750	56.73	-13.83	68.2	11.47	Peak	218.90	100	Horizontal	Pass
3**	1992.750	42.02	-13.83	--	-42.02	AV	218.90	100	Horizontal	N/A
4	2658.000	48.05	-10.12	68.2	20.15	Peak	204.00	100	Horizontal	Pass
4**	2658.000	35.22	-10.12	--	-35.22	AV	204.00	100	Horizontal	N/A
5	4947.000	52.95	-0.62	74.0	21.05	Peak	91.70	100	Horizontal	Pass
5**	4947.000	41.82	-0.62	54.0	12.18	AV	91.70	100	Horizontal	Pass
6	5752.000	96.92	1.17	--	82.98	Peak	179.90	100	Horizontal	Pass
6**	5752.000	88.57	1.17	--	-88.57	AV	179.90	100	Horizontal	N/A

Test result

Project Number: Certification

Test Time: 2024-10-30_19.24.38

EUT Name:	ALL IN ONE	Test Engineer:	CJY
Manufacturer:	N.A	Test Standard:	FCC
Model:	N.A	Work Addition:	TX
Temp.(oC):	24.7	Load:	Full load
Hum.:	50%RH	Remark:	DR-RF01-E24080045-02#01

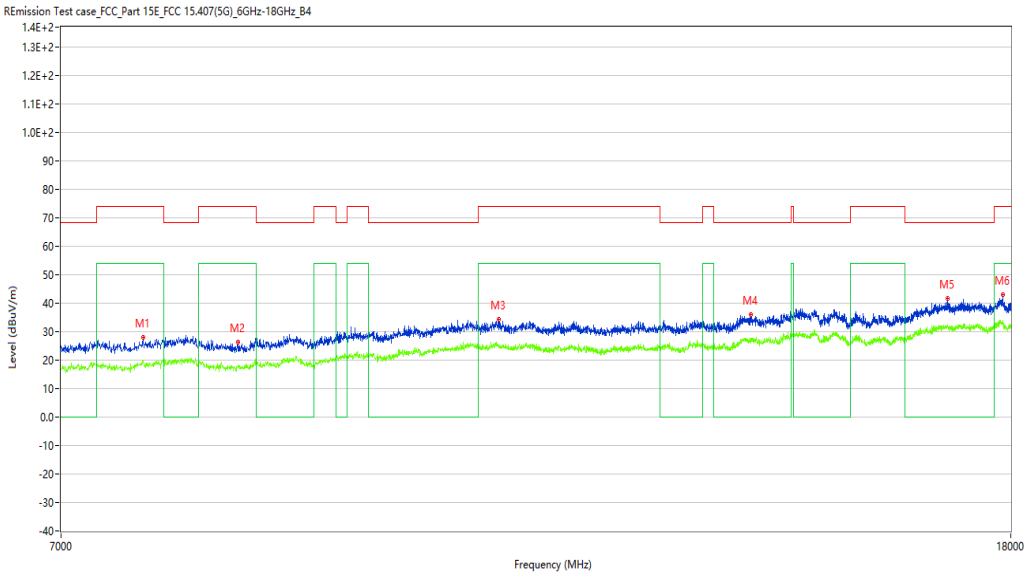

No.	Frequency (MHz)	Results (dBuV/m)	Factor (dB)	Limit (dBuV/m)	Margin (dB)	Detector	Table (Degree)	Height (cm)	Antenna	Verdict
1	7594.000	27.92	5.86	74.0	46.08	Peak	69.50	100	Horizontal	Pass
1**	7594.000	20.08	5.86	54.0	33.92	AV	69.50	100	Horizontal	Pass
2	8344.750	26.35	5.65	74.0	47.65	Peak	69.50	100	Horizontal	Pass
2**	8344.750	17.98	5.65	54.0	36.02	AV	69.50	100	Horizontal	Pass
3	10814.250	34.43	11.30	74.0	39.57	Peak	0.00	100	Horizontal	Pass
3**	10814.250	25.25	11.30	54.0	28.75	AV	0.00	100	Horizontal	Pass
4	13902.500	35.97	12.28	68.2	32.23	Peak	69.50	100	Horizontal	Pass
4**	13902.500	26.58	12.28	--	-26.58	AV	69.50	100	Horizontal	N/A
5	16908.250	41.66	16.16	68.2	26.54	Peak	97.90	100	Horizontal	Pass
5**	16908.250	32.31	16.16	--	-32.31	AV	97.90	100	Horizontal	N/A
6	17862.500	43.08	16.42	74.0	30.92	Peak	206.90	100	Horizontal	Pass
6**	17862.500	34.17	16.42	54.0	19.83	AV	206.90	100	Horizontal	Pass

WIFI5GB4-AC20-Low channel-Vertical-TX

Test result

Project Number: Certification

Test Time: 2024-11-05_14.08.02

EUT Name:	ALL IN ONE	Test Engineer:	CJY
Manufacturer:	N.A	Test Standard:	FCC
Model:	N.A	Work Addition:	TX
Temp.(oC):	25.1	Load:	Full load
Hum.:	47%RH	Remark:	DR-RF01-E24080045-02#01

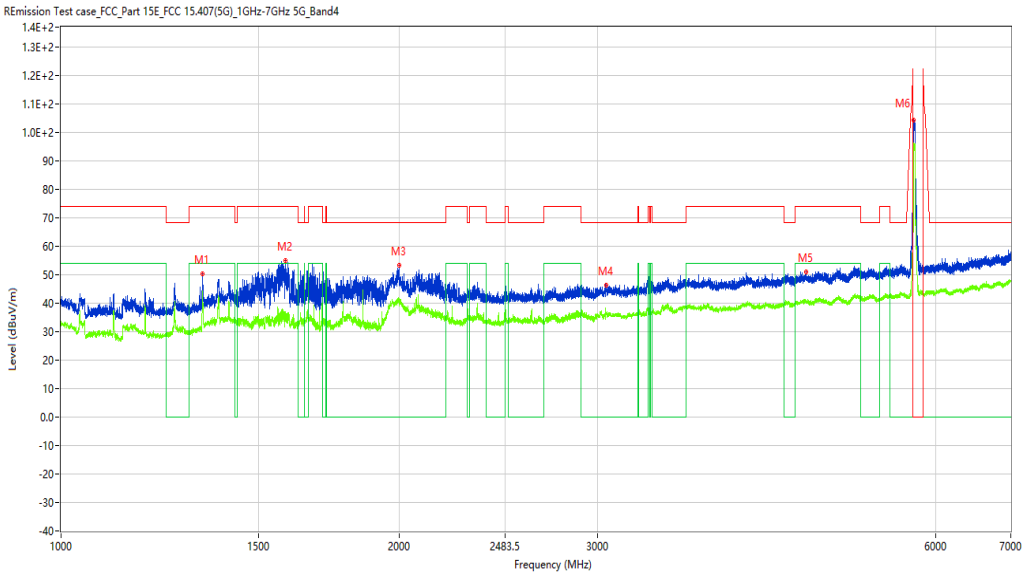

No.	Frequency (MHz)	Results (dBuV/m)	Factor (dB/m)	Limit (dBuV/m)	Margin (dB)	Detector	Table (Degree)	Height (cm)	Antenna	Verdict
1	1336.500	50.31	-15.27	74.0	23.69	Peak	228.90	100	Vertical	Pass
1**	1336.500	44.47	-15.27	54.0	9.53	AV	228.90	100	Vertical	Pass
2	1584.000	55.01	-15.79	74.0	18.99	Peak	228.90	100	Vertical	Pass
2**	1584.000	36.94	-15.79	54.0	17.06	AV	228.90	100	Vertical	Pass
3	1999.250	53.37	-13.83	68.2	14.83	Peak	228.90	100	Vertical	Pass
3**	1999.250	41.14	-13.83	--	-41.14	AV	228.90	100	Vertical	N/A
4	3058.000	46.39	-6.09	68.2	21.81	Peak	251.80	100	Vertical	Pass
4**	3058.000	36.06	-6.09	--	-36.06	AV	251.80	100	Vertical	N/A
5	4600.000	51.02	-1.30	74.0	22.98	Peak	360.00	100	Vertical	Pass
5**	4600.000	41.16	-1.30	54.0	12.84	AV	360.00	100	Vertical	Pass
6	5739.500	104.45	0.92	--	84.85	Peak	189.30	100	Vertical	Pass
6**	5739.500	96.18	0.92	--	-96.18	AV	189.30	100	Vertical	N/A

Test result

Project Number: Certification

Test Time: 2024-10-30_19.18.35

EUT Name:	ALL IN ONE	Test Engineer:	CJY
Manufacturer:	N.A	Test Standard:	FCC
Model:	N.A	Work Addition:	TX
Temp.(oC):	24.7	Load:	Full load
Hum.:	50%RH	Remark:	DR-RF01-E24080045-02#01

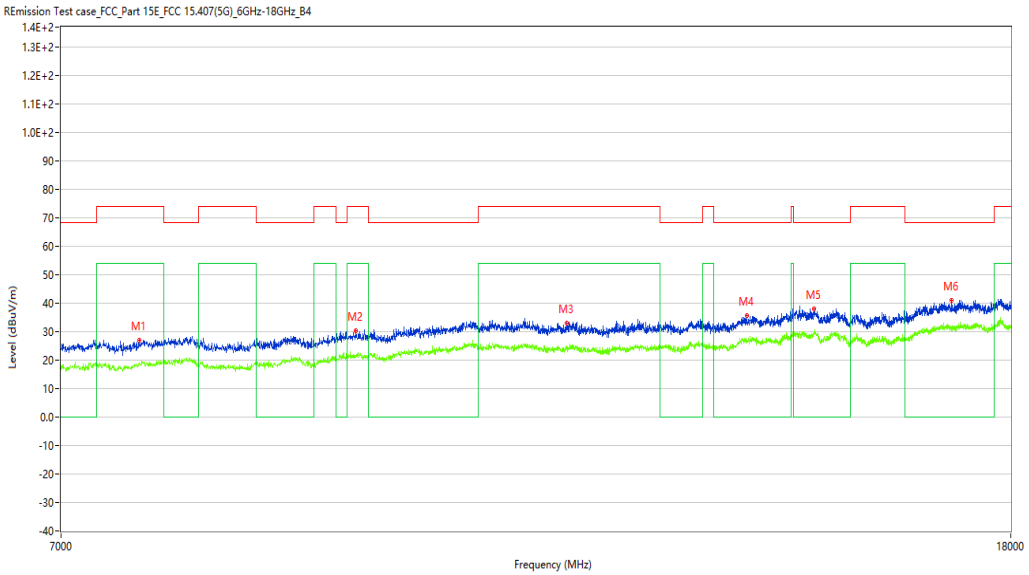

No.	Frequency (MHz)	Results (dBuV/m)	Factor (dB)	Limit (dBuV/m)	Margin (dB)	Detector	Table (Degree)	Height (cm)	Antenna	Verdict
1	7563.750	26.99	5.90	74.0	47.01	Peak	261.70	100	Vertical	Pass
1**	7563.750	19.10	5.90	54.0	34.90	AV	261.70	100	Vertical	Pass
2	9381.500	30.26	8.11	74.0	43.74	Peak	36.30	100	Vertical	Pass
2**	9381.500	20.98	8.11	54.0	33.02	AV	36.30	100	Vertical	Pass
3	11578.750	33.01	10.62	74.0	40.99	Peak	126.10	100	Vertical	Pass
3**	11578.750	24.96	10.62	54.0	29.04	AV	126.10	100	Vertical	Pass
4	13844.750	35.54	11.75	68.2	32.66	Peak	179.30	100	Vertical	Pass
4**	13844.750	27.06	11.75	--	-27.06	AV	179.30	100	Vertical	N/A
5	14799.000	37.89	15.01	68.2	30.31	Peak	62.20	100	Vertical	Pass
5**	14799.000	29.88	15.01	--	-29.88	AV	62.20	100	Vertical	N/A
6	16966.000	41.05	16.04	68.2	27.15	Peak	62.20	100	Vertical	Pass
6**	16966.000	31.67	16.04	--	-31.67	AV	62.20	100	Vertical	N/A

WIFI5GB4-AC20-Middle channel- Horizontal-TX

Test result

Project Number: Certification

Test Time: 2024-11-05_13.37.50

EUT Name:	ALL IN ONE	Test Engineer:	CJY
Manufacturer:	N.A	Test Standard:	FCC
Model:	N.A	Work Addition:	TX
Temp.(oC):	25.1	Load:	Full load
Hum.:	47%RH	Remark:	DR-RF01-E24080045-02#01

No.	Frequency (MHz)	Results (dBuV/m)	Factor (dB/m)	Limit (dBuV/m)	Margin (dB)	Detector	Table (Degree)	Height (cm)	Antenna	Verdict
1	1262.000	53.22	-15.59	68.2	14.98	Peak	143.10	100	Horizontal	Pass
1**	1262.000	43.72	-15.59	--	-43.72	AV	143.10	100	Horizontal	N/A
2	1552.750	50.47	-15.50	74.0	23.53	Peak	143.10	100	Horizontal	Pass
2**	1552.750	35.18	-15.50	54.0	18.82	AV	143.10	100	Horizontal	Pass
3	1999.000	53.08	-13.83	68.2	15.12	Peak	190.00	100	Horizontal	Pass
3**	1999.000	37.06	-13.83	--	-37.06	AV	190.00	100	Horizontal	N/A
4	3723.500	50.14	-2.87	74.0	23.86	Peak	360.00	100	Horizontal	Pass
4**	3723.500	38.29	-2.87	54.0	15.71	AV	360.00	100	Horizontal	Pass
5	5118.000	53.37	0.18	74.0	20.63	Peak	145.00	100	Horizontal	Pass
5**	5118.000	42.26	0.18	54.0	11.74	AV	145.00	100	Horizontal	Pass
6	5778.500	95.36	1.57	--	49.64	Peak	145.00	100	Horizontal	Pass
6**	5778.500	87.33	1.57	--	-87.33	AV	145.00	100	Horizontal	N/A

Test result

Project Number: Certification

Test Time: 2024-10-30_19.26.27

EUT Name:	ALL IN ONE	Test Engineer:	CJY
Manufacturer:	N.A	Test Standard:	FCC
Model:	N.A	Work Addition:	TX
Temp.(oC):	24.7	Load:	Full load
Hum.:	50%RH	Remark:	DR-RF01-E24080045-02#01

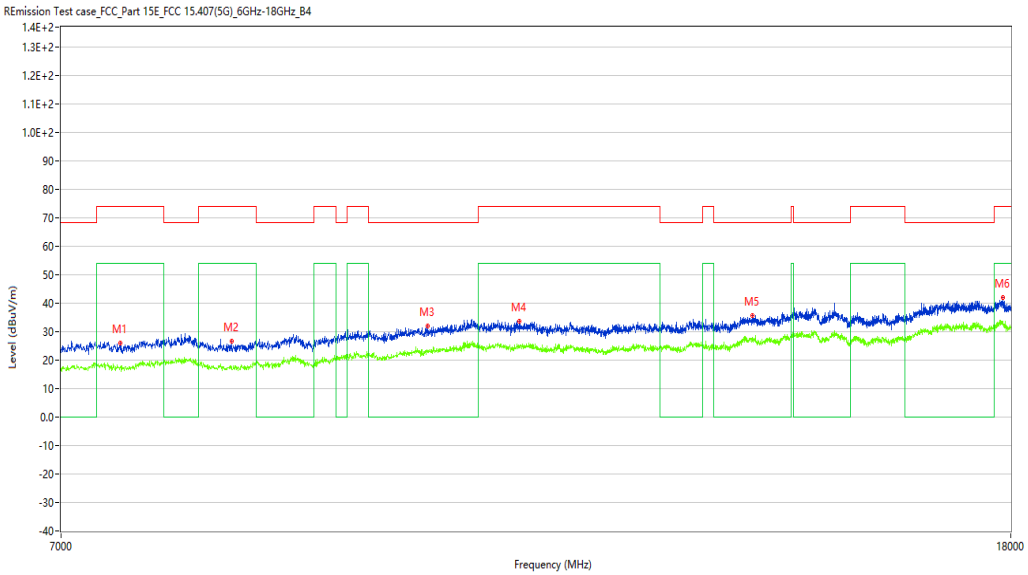

No.	Frequency (MHz)	Results (dBuV/m)	Factor (dB)	Limit (dBuV/m)	Margin (dB)	Detector	Table (Degree)	Height (cm)	Antenna	Verdict
1	7426.250	25.85	5.44	74.0	48.15	Peak	0.30	100	Horizontal	Pass
1**	7426.250	17.78	5.44	54.0	36.22	AV	0.30	100	Horizontal	Pass
2	8295.250	26.72	5.66	74.0	47.28	Peak	276.90	100	Horizontal	Pass
2**	8295.250	17.60	5.66	54.0	36.40	AV	276.90	100	Horizontal	Pass
3	10080.000	31.88	9.78	68.2	36.32	Peak	318.30	100	Horizontal	Pass
3**	10080.000	23.31	9.78	--	-23.31	AV	318.30	100	Horizontal	N/A
4	11039.750	33.53	10.81	74.0	40.47	Peak	318.30	100	Horizontal	Pass
4**	11039.750	24.91	10.81	54.0	29.09	AV	318.30	100	Horizontal	Pass
5	13924.500	35.78	12.82	68.2	32.42	Peak	141.30	100	Horizontal	Pass
5**	13924.500	27.84	12.82	--	-27.84	AV	141.30	100	Horizontal	N/A
6	17856.999	42.09	16.45	74.0	31.91	Peak	0.30	100	Horizontal	Pass
6**	17856.999	33.17	16.45	54.0	20.83	AV	0.30	100	Horizontal	Pass

WIFI5GB4-AC20-Middle channel-Vertical-TX

Test result

Project Number: Certification

Test Time: 2024-11-05_14.11.40

EUT Name:	ALL IN ONE	Test Engineer:	CJY
Manufacturer:	N.A	Test Standard:	FCC
Model:	N.A	Work Addition:	TX
Temp.(oC):	25.1	Load:	Full load
Hum.:	47%RH	Remark:	DR-RF01-E24080045-02#01

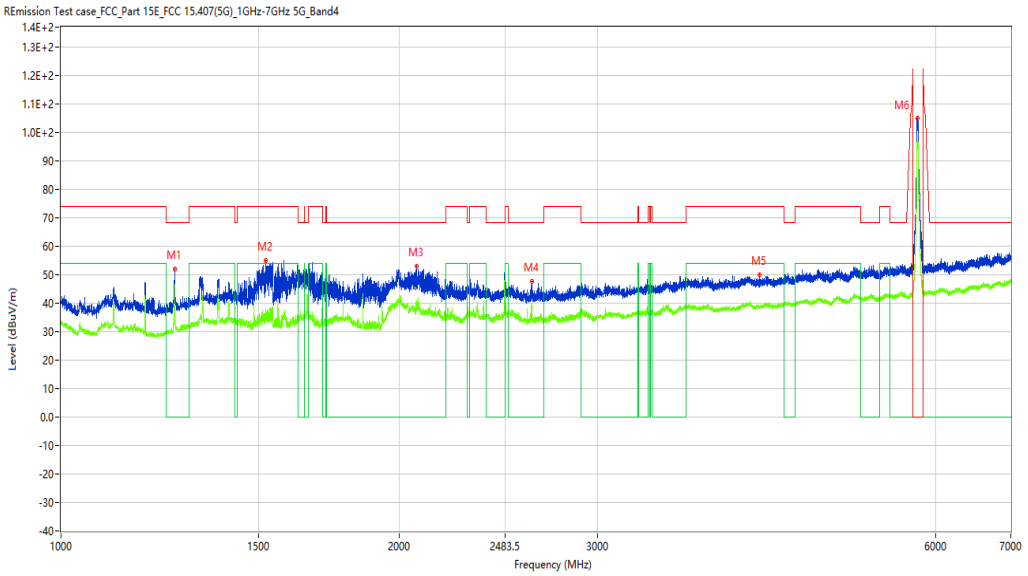

No.	Frequency (MHz)	Results (dBuV/m)	Factor (dB/m)	Limit (dBuV/m)	Margin (dB)	Detector	Table (Degree)	Height (cm)	Antenna	Verdict
1	1262.500	51.87	-15.58	68.2	16.33	Peak	185.70	100	Vertical	Pass
1**	1262.500	46.56	-15.58	--	-46.56	AV	185.70	100	Vertical	N/A
2	1521.750	55.05	-15.49	74.0	18.95	Peak	262.80	100	Vertical	Pass
2**	1521.750	38.12	-15.49	54.0	15.88	AV	262.80	100	Vertical	Pass
3	2071.250	52.87	-12.40	68.2	15.33	Peak	262.80	100	Vertical	Pass
3**	2071.250	40.85	-12.40	--	-40.85	AV	262.80	100	Vertical	N/A
4	2623.000	47.62	-9.54	68.2	20.58	Peak	262.80	100	Vertical	Pass
4**	2623.000	38.55	-9.54	--	-38.55	AV	262.80	100	Vertical	N/A
5	4181.000	49.89	-2.68	74.0	24.11	Peak	360.00	100	Vertical	Pass
5**	4181.000	38.50	-2.68	54.0	15.50	AV	360.00	100	Vertical	Pass
6	5779.000	104.89	1.57	--	91.41	Peak	196.30	100	Vertical	Pass
6**	5779.000	96.78	1.57	--	-96.78	AV	196.30	100	Vertical	N/A

Test result

Project Number: Certification

Test Time: 2024-10-30_19.20.48

EUT Name:	ALL IN ONE	Test Engineer:	CJY
Manufacturer:	N.A	Test Standard:	FCC
Model:	N.A	Work Addition:	TX
Temp.(oC):	24.7	Load:	Full load
Hum.:	50%RH	Remark:	DR-RF01-E24080045-02#01

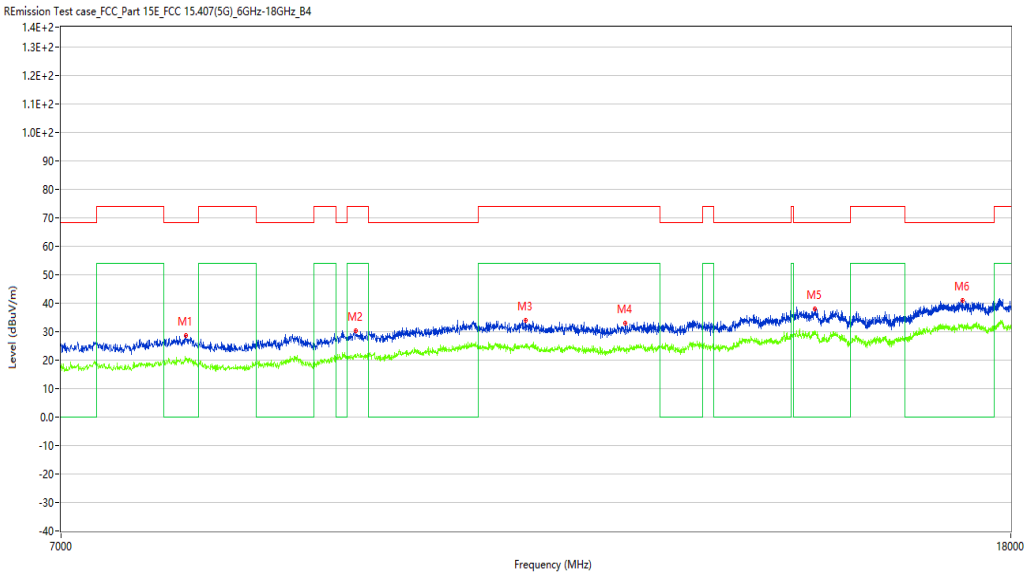

No.	Frequency (MHz)	Results (dBuV/m)	Factor (dB)	Limit (dBuV/m)	Margin (dB)	Detector	Table (Degree)	Height (cm)	Antenna	Verdict
1	7926.750	28.50	6.92	68.2	39.70	Peak	181.30	100	Vertical	Pass
1**	7926.750	20.73	6.92	--	-20.73	AV	181.30	100	Vertical	N/A
2	9384.250	30.34	8.24	74.0	43.66	Peak	222.40	100	Vertical	Pass
2**	9384.250	21.82	8.24	54.0	32.18	AV	222.40	100	Vertical	Pass
3	11108.500	33.98	10.40	74.0	40.02	Peak	222.40	100	Vertical	Pass
3**	11108.500	25.71	10.40	54.0	28.29	AV	222.40	100	Vertical	Pass
4	12266.250	33.06	10.01	74.0	40.94	Peak	154.50	100	Vertical	Pass
4**	12266.250	23.80	10.01	54.0	30.20	AV	154.50	100	Vertical	Pass
5	14812.750	37.95	15.51	68.2	30.25	Peak	0.00	100	Vertical	Pass
5**	14812.750	29.97	15.51	--	-29.97	AV	0.00	100	Vertical	N/A
6	17158.500	41.11	16.26	68.2	27.09	Peak	281.40	100	Vertical	Pass
6**	17158.500	32.21	16.26	--	-32.21	AV	281.40	100	Vertical	N/A

WIFI5GB4-AC20-High channel-Horizontal-TX

Test result

Project Number: Certification

Test Time: 2024-11-05_13.33.29

EUT Name:	ALL IN ONE	Test Engineer:	CJY
Manufacturer:	N.A	Test Standard:	FCC
Model:	N.A	Work Addition:	TX
Temp.(oC):	25.1	Load:	Full load
Hum.:	47%RH	Remark:	DR-RF01-E24080045-02#01

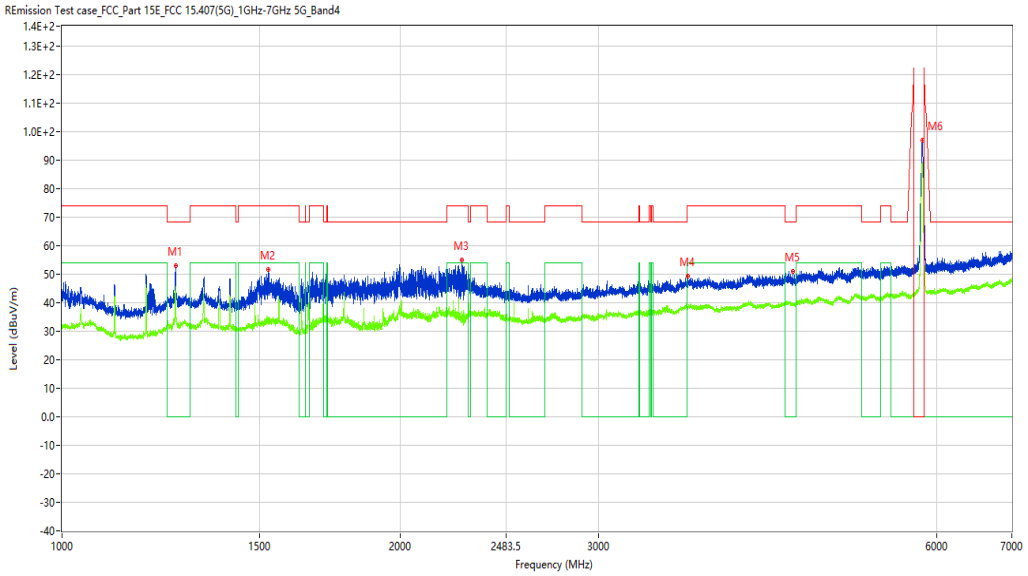

No.	Frequency (MHz)	Results (dBuV/m)	Factor (dB/m)	Limit (dBuV/m)	Margin (dB)	Detector	Table (Degree)	Height (cm)	Antenna	Verdict
1	1261.750	53.16	-15.59	68.2	15.04	Peak	195.20	100	Horizontal	Pass
1**	1261.750	45.11	-15.59	--	-45.11	AV	195.20	100	Horizontal	N/A
2	1525.000	51.80	-15.42	74.0	22.20	Peak	278.50	100	Horizontal	Pass
2**	1525.000	34.67	-15.42	54.0	19.33	AV	278.50	100	Horizontal	Pass
3	2267.750	55.01	-10.69	74.0	18.99	Peak	211.20	100	Horizontal	Pass
3**	2267.750	36.99	-10.69	54.0	17.01	AV	211.20	100	Horizontal	Pass
4	3605.000	49.39	-2.98	74.0	24.61	Peak	0.70	100	Horizontal	Pass
4**	3605.000	38.42	-2.98	54.0	15.58	AV	0.70	100	Horizontal	Pass
5	4472.000	51.03	-2.15	68.2	17.17	Peak	360.00	100	Horizontal	Pass
5**	4472.000	39.74	-2.15	--	-39.74	AV	360.00	100	Horizontal	N/A
6	5830.000	96.94	0.78	--	91.16	Peak	188.10	100	Horizontal	Pass
6**	5830.000	89.26	0.78	--	-89.26	AV	188.10	100	Horizontal	N/A

Test result

Project Number: Certification

Test Time: 2024-10-30_19.28.38

EUT Name:	ALL IN ONE	Test Engineer:	CJY
Manufacturer:	N.A	Test Standard:	FCC
Model:	N.A	Work Addition:	TX
Temp.(oC):	24.7	Load:	Full load
Hum.:	50%RH	Remark:	DR-RF01-E24080045-02#01

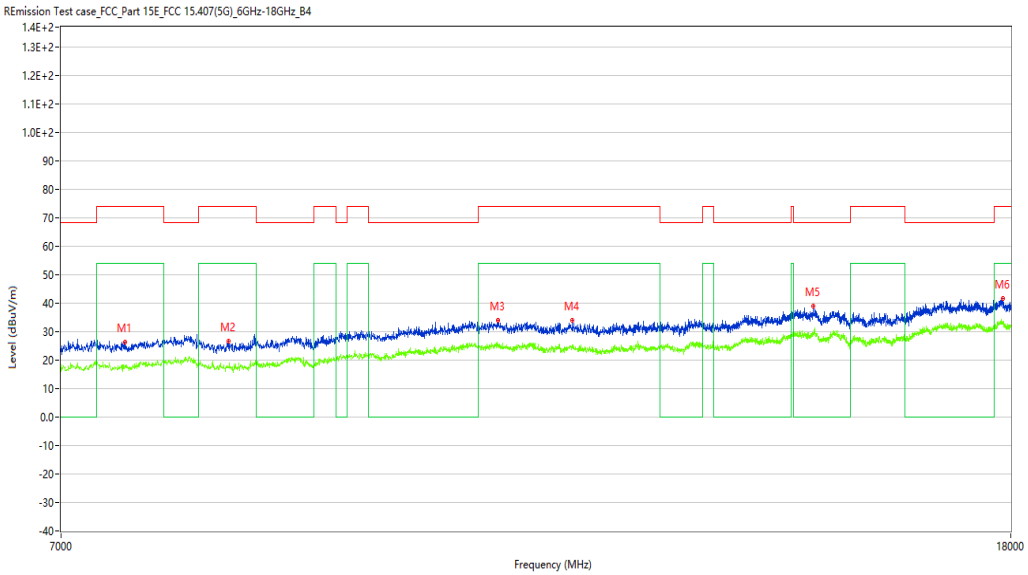

No.	Frequency (MHz)	Results (dBuV/m)	Factor (dB)	Limit (dBuV/m)	Margin (dB)	Detector	Table (Degree)	Height (cm)	Antenna	Verdict
1	7459.250	26.20	5.70	74.0	47.80	Peak	0.00	100	Horizontal	Pass
1**	7459.250	18.31	5.70	54.0	35.69	AV	0.00	100	Horizontal	Pass
2	8270.500	26.72	5.69	74.0	47.28	Peak	41.10	100	Horizontal	Pass
2**	8270.500	17.61	5.69	54.0	36.39	AV	41.10	100	Horizontal	Pass
3	10811.500	34.09	11.42	74.0	39.91	Peak	152.20	100	Horizontal	Pass
3**	10811.500	25.80	11.42	54.0	28.20	AV	152.20	100	Horizontal	Pass
4	11639.250	34.05	10.48	74.0	39.95	Peak	360.00	100	Horizontal	Pass
4**	11639.250	25.46	10.48	54.0	28.54	AV	360.00	100	Horizontal	Pass
5	14790.750	38.87	14.53	68.2	29.33	Peak	224.20	100	Horizontal	Pass
5**	14790.750	29.59	14.53	--	-29.59	AV	224.20	100	Horizontal	N/A
6	17865.251	41.77	16.40	74.0	32.23	Peak	0.00	100	Horizontal	Pass
6**	17865.251	33.25	16.40	54.0	20.75	AV	0.00	100	Horizontal	Pass

WIFI5GB4-AC20-High channel-Vertical-TX

Test result

Project Number: Certification

Test Time: 2024-11-05_14.31.00

EUT Name:	ALL IN ONE	Test Engineer:	CJY
Manufacturer:	N.A	Test Standard:	FCC
Model:	N.A	Work Addition:	TX
Temp.(oC):	25.1	Load:	Full load
Hum.:	47%RH	Remark:	DR-RF01-E24080045-02#01

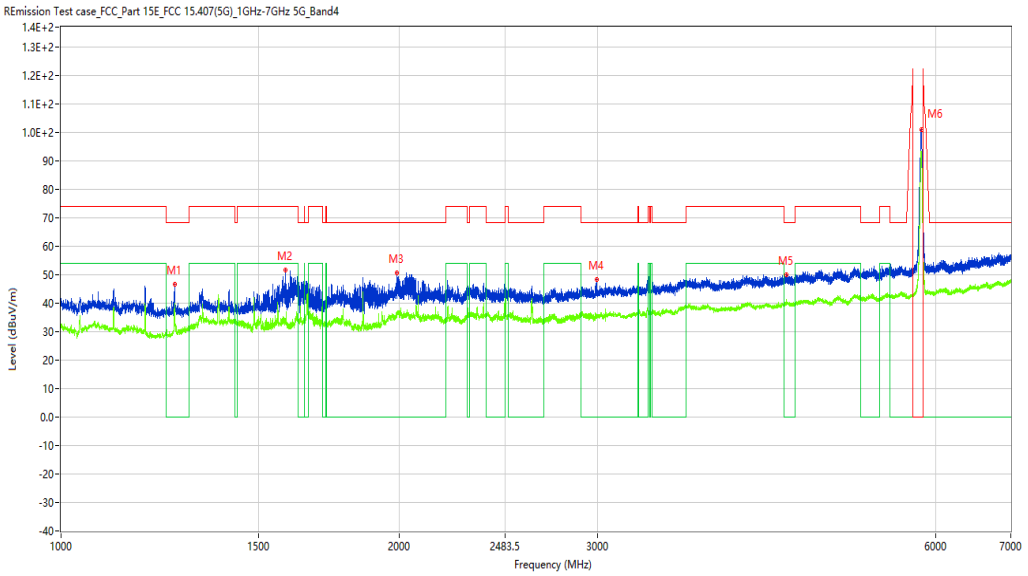

No.	Frequency (MHz)	Results (dBuV/m)	Factor (dB/m)	Limit (dBuV/m)	Margin (dB)	Detector	Table (Degree)	Height (cm)	Antenna	Verdict
1	1261.750	46.61	-15.59	68.2	21.59	Peak	198.40	100	Vertical	Pass
1**	1261.750	38.70	-15.59	--	-38.70	AV	198.40	100	Vertical	N/A
2	1584.750	51.68	-15.78	74.0	22.32	Peak	260.20	100	Vertical	Pass
2**	1584.750	33.88	-15.78	54.0	20.12	AV	260.20	100	Vertical	Pass
3	1991.250	50.63	-13.85	68.2	17.57	Peak	198.40	100	Vertical	Pass
3**	1991.250	36.86	-13.85	--	-36.86	AV	198.40	100	Vertical	N/A
4	2996.750	48.44	-7.83	68.2	19.76	Peak	260.20	100	Vertical	Pass
4**	2996.750	35.55	-7.83	--	-35.55	AV	260.20	100	Vertical	N/A
5	4423.500	50.13	-1.52	68.2	18.07	Peak	130.10	100	Vertical	Pass
5**	4423.500	40.25	-1.52	--	-40.25	AV	130.10	100	Vertical	N/A
6	5832.000	101.04	0.74	--	29.06	Peak	130.10	100	Vertical	Pass
6**	5832.000	93.28	0.74	--	-93.28	AV	130.10	100	Vertical	N/A

Test result

Project Number: Certification

Test Time: 2024-10-30_19.22.56

EUT Name:	ALL IN ONE	Test Engineer:	CJY
Manufacturer:	N.A	Test Standard:	FCC
Model:	N.A	Work Addition:	TX
Temp.(oC):	24.7	Load:	Full load
Hum.:	50%RH	Remark:	DR-RF01-E24080045-02#01

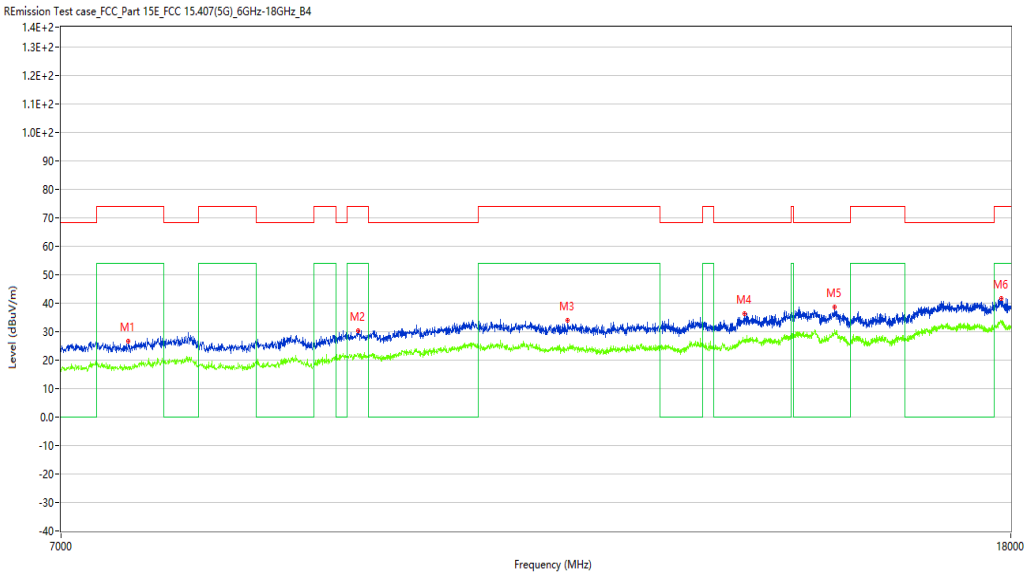

No.	Frequency (MHz)	Results (dBuV/m)	Factor (dB)	Limit (dBuV/m)	Margin (dB)	Detector	Table (Degree)	Height (cm)	Antenna	Verdict
1	7484.000	26.59	5.42	74.0	47.41	Peak	118.70	100	Vertical	Pass
1**	7484.000	17.57	5.42	54.0	36.43	AV	118.70	100	Vertical	Pass
2	9403.500	30.38	8.32	74.0	43.62	Peak	147.40	100	Vertical	Pass
2**	9403.500	21.66	8.32	54.0	32.34	AV	147.40	100	Vertical	Pass
3	11587.000	34.11	10.65	74.0	39.89	Peak	8.10	100	Vertical	Pass
3**	11587.000	23.96	10.65	54.0	30.04	AV	8.10	100	Vertical	Pass
4	13809.000	36.44	11.92	68.2	31.76	Peak	8.10	100	Vertical	Pass
4**	13809.000	27.13	11.92	--	-27.13	AV	8.10	100	Vertical	N/A
5	15107.000	38.70	12.97	68.2	29.50	Peak	215.00	100	Vertical	Pass
5**	15107.000	30.55	12.97	--	-30.55	AV	215.00	100	Vertical	N/A
6	17826.750	41.78	16.64	74.0	32.22	Peak	200.80	100	Vertical	Pass
6**	17826.750	33.70	16.64	54.0	20.30	AV	200.80	100	Vertical	Pass

WIFI5GB4-AC40-Low channel-Horizontal-TX

Test result

Project Number: Certification

Test Time: 2024-11-05_16.47.11

EUT Name:	ALL IN ONE	Test Engineer:	CJY
Manufacturer:	N.A	Test Standard:	FCC
Model:	N.A	Work Addition:	TX
Temp.(oC):	25.1	Load:	Full load
Hum.:	47%RH	Remark:	DR-RF01-E24080045-02#01

No.	Frequency (MHz)	Results (dBuV/m)	Factor (dB/m)	Limit (dBuV/m)	Margin (dB)	Detector	Table (Degree)	Height (cm)	Antenna	Verdict
1	1261.500	50.79	-15.60	68.2	17.41	Peak	148.00	100	Horizontal	Pass
1**	1261.500	42.23	-15.60	--	-42.23	AV	148.00	100	Horizontal	N/A
2	1485.000	50.23	-15.58	74.0	23.77	Peak	179.30	100	Horizontal	Pass
2**	1485.000	42.83	-15.58	54.0	11.17	AV	179.30	100	Horizontal	Pass
3	1996.750	55.00	-13.84	68.2	13.20	Peak	179.30	100	Horizontal	Pass
3**	1996.750	38.73	-13.84	--	-38.73	AV	179.30	100	Horizontal	N/A
4	2662.000	47.65	-10.08	68.2	20.55	Peak	148.00	100	Horizontal	Pass
4**	2662.000	34.93	-10.08	--	-34.93	AV	148.00	100	Horizontal	N/A
5	4021.000	50.40	-2.39	74.0	23.60	Peak	194.90	100	Horizontal	Pass
5**	4021.000	39.49	-2.39	54.0	14.51	AV	194.90	100	Horizontal	Pass
6	5768.500	87.69	1.41	--	107.21	Peak	194.90	100	Horizontal	Pass
6**	5768.500	80.04	1.41	--	-80.04	AV	194.90	100	Horizontal	N/A

Test result

Project Number: Certification

Test Time: 2024-10-31_10.52.24

EUT Name:	ALL IN ONE	Test Engineer:	CJY
Manufacturer:	N.A	Test Standard:	FCC
Model:	N.A	Work Addition:	TX
Temp.(oC):	22.5	Load:	Full load
Hum.:	47%RH	Remark:	DR-RF01-E24080045-02#01

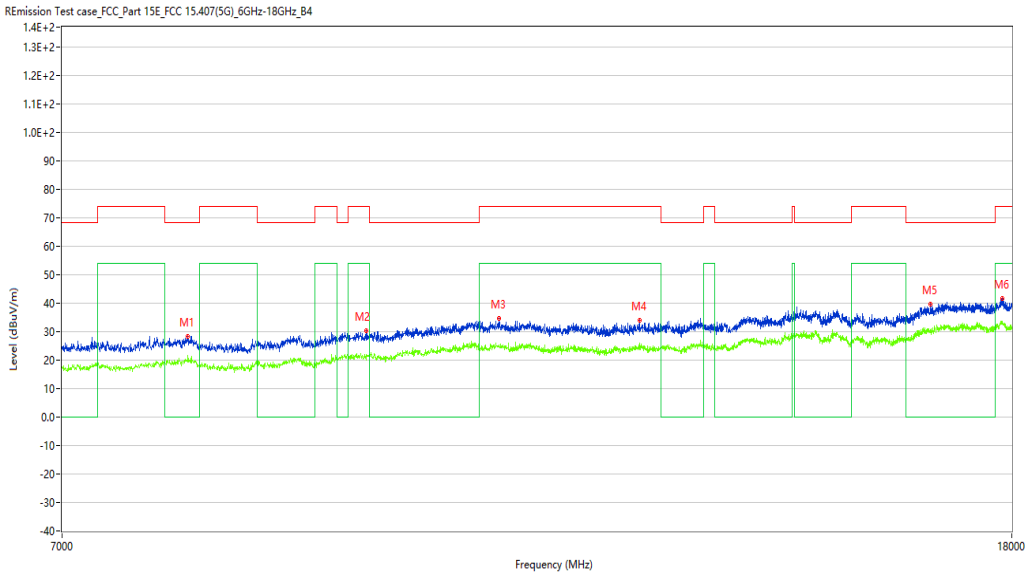

No.	Frequency (MHz)	Results (dBuV/m)	Factor (dB/m)	Limit (dBuV/m)	Margin (dB)	Detector	Table (Degree)	Height (cm)	Antenna	Verdict
1	7932.250	28.38	6.93	68.2	39.82	Peak	149.20	100	Horizontal	Pass
1**	7932.250	21.78	6.93	--	-21.78	AV	149.20	100	Horizontal	N/A
2	9475.000	30.26	8.33	74.0	43.74	Peak	0.00	100	Horizontal	Pass
2**	9475.000	21.90	8.33	54.0	32.10	AV	0.00	100	Horizontal	Pass
3	10811.500	34.74	11.42	74.0	39.26	Peak	207.90	100	Horizontal	Pass
3**	10811.500	24.92	11.42	54.0	29.08	AV	207.90	100	Horizontal	Pass
4	12428.500	33.91	9.71	74.0	40.09	Peak	305.80	100	Horizontal	Pass
4**	12428.500	26.00	9.71	54.0	28.00	AV	305.80	100	Horizontal	Pass
5	16605.750	39.61	14.83	68.2	28.59	Peak	177.90	100	Horizontal	Pass
5**	16605.750	30.57	14.83	--	-30.57	AV	177.90	100	Horizontal	N/A
6	17832.249	41.81	16.61	74.0	32.19	Peak	177.90	100	Horizontal	Pass
6**	17832.249	32.73	16.61	54.0	21.27	AV	177.90	100	Horizontal	Pass

WIFI5GB4-AC40-Low channel-Vertical-TX

Test result

Project Number: Certification

Test Time: 2024-11-05_16.10.32

EUT Name:	ALL IN ONE	Test Engineer:	CJY
Manufacturer:	N.A	Test Standard:	FCC
Model:	N.A	Work Addition:	TX
Temp.(oC):	25.1	Load:	Full load
Hum.:	47%RH	Remark:	DR-RF01-E24080045-02#01

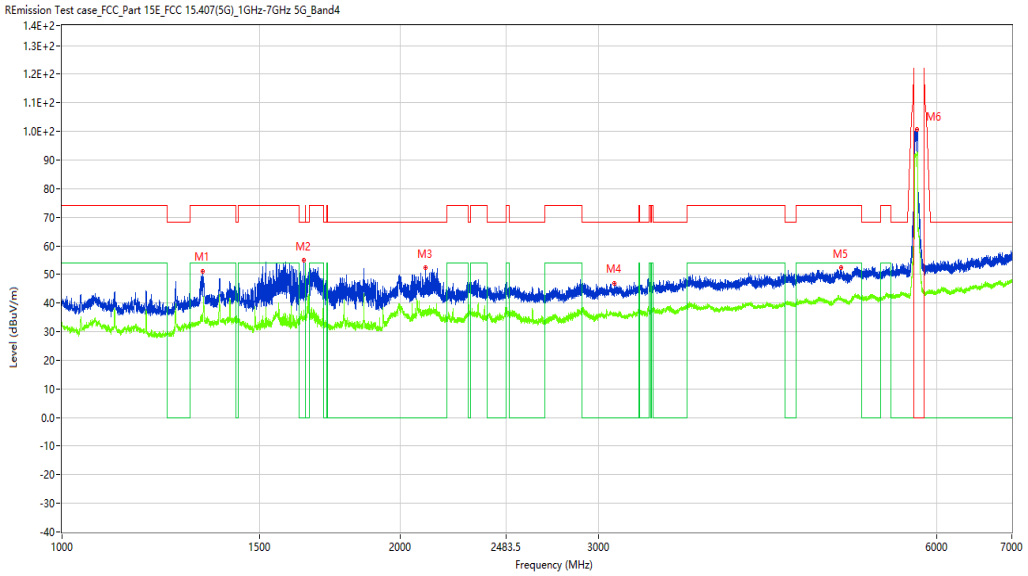

No.	Frequency (MHz)	Results (dBuV/m)	Factor (dB/m)	Limit (dBuV/m)	Margin (dB)	Detector	Table (Degree)	Height (cm)	Antenna	Verdict
1	1333.250	51.19	-15.30	74.0	22.81	Peak	138.40	100	Vertical	Pass
1**	1333.250	36.01	-15.30	54.0	17.99	AV	138.40	100	Vertical	Pass
2	1641.000	54.86	-15.61	68.2	13.34	Peak	138.40	100	Vertical	Pass
2**	1641.000	37.39	-15.61	--	-37.39	AV	138.40	100	Vertical	N/A
3	2107.000	52.32	-12.32	68.2	15.88	Peak	138.40	100	Vertical	Pass
3**	2107.000	37.76	-12.32	--	-37.76	AV	138.40	100	Vertical	N/A
4	3101.000	46.84	-5.95	68.2	21.36	Peak	160.50	100	Vertical	Pass
4**	3101.000	36.42	-5.95	--	-36.42	AV	160.50	100	Vertical	N/A
5	4934.000	52.42	-0.27	74.0	21.58	Peak	210.30	100	Vertical	Pass
5**	4934.000	41.60	-0.27	54.0	12.40	AV	210.30	100	Vertical	Pass
6	5768.500	100.53	1.41	--	171.97	Peak	272.50	100	Vertical	Pass
6**	5768.500	92.73	1.41	--	-92.73	AV	272.50	100	Vertical	N/A

Test result

Project Number: Certification

Test Time: 2024-10-31_10.47.09

EUT Name:	ALL IN ONE	Test Engineer:	CJY
Manufacturer:	N.A	Test Standard:	FCC
Model:	N.A	Work Addition:	TX
Temp.(oC):	22.5	Load:	Full load
Hum.:	47%RH	Remark:	DR-RF01-E24080045-02#01

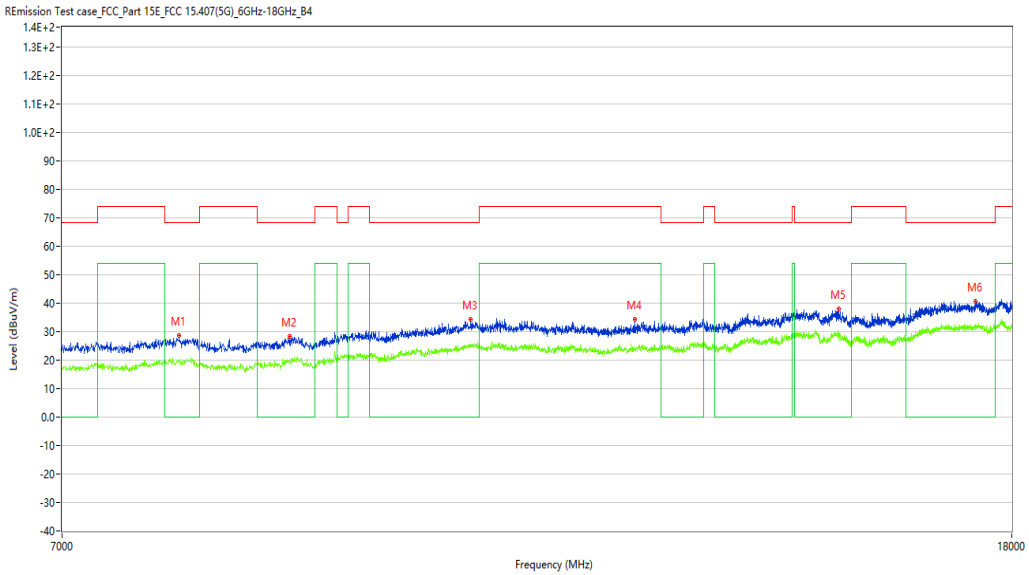

No.	Frequency (MHz)	Results (dBuV/m)	Factor (dB/m)	Limit (dBuV/m)	Margin (dB)	Detector	Table (Degree)	Height (cm)	Antenna	Verdict
1	7863.500	28.58	6.64	68.2	39.62	Peak	258.00	100	Vertical	Pass
1**	7863.500	20.02	6.64	--	-20.02	AV	258.00	100	Vertical	N/A
2	8776.500	28.35	6.26	68.2	39.85	Peak	258.00	100	Vertical	Pass
2**	8776.500	19.93	6.26	--	-19.93	AV	258.00	100	Vertical	N/A
3	10511.750	34.22	11.61	68.2	33.98	Peak	125.80	100	Vertical	Pass
3**	10511.750	25.30	11.61	--	-25.30	AV	125.80	100	Vertical	N/A
4	12373.500	34.41	9.63	74.0	39.59	Peak	125.80	100	Vertical	Pass
4**	12373.500	24.72	9.63	54.0	29.28	AV	125.80	100	Vertical	Pass
5	15151.000	38.15	12.40	68.2	30.05	Peak	140.90	100	Vertical	Pass
5**	15151.000	29.34	12.40	--	-29.34	AV	140.90	100	Vertical	N/A
6	17362.000	40.58	16.64	68.2	27.62	Peak	258.00	100	Vertical	Pass
6**	17362.000	32.20	16.64	--	-32.20	AV	258.00	100	Vertical	N/A

WIFI5GB4-AC40-High channel-Horizontal-TX

Test result

Project Number: Certification

Test Time: 2024-11-05_16.42.42

EUT Name:	ALL IN ONE	Test Engineer:	CJY
Manufacturer:	N.A	Test Standard:	FCC
Model:	N.A	Work Addition:	TX
Temp.(oC):	25.1	Load:	Full load
Hum.:	47%RH	Remark:	DR-RF01-E24080045-02#01

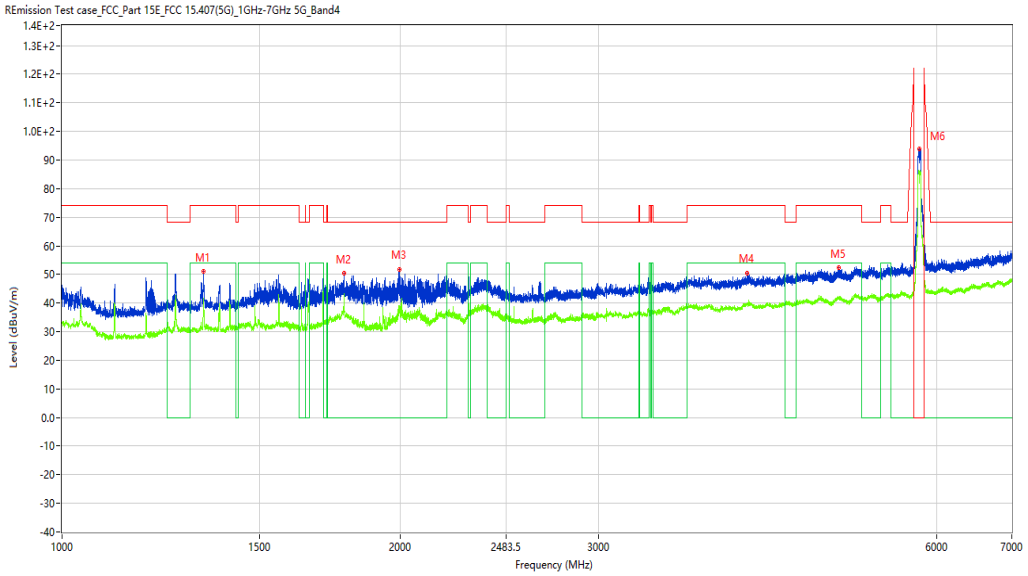

No.	Frequency (MHz)	Results (dBuV/m)	Factor (dB/m)	Limit (dBuV/m)	Margin (dB)	Detector	Table (Degree)	Height (cm)	Antenna	Verdict
1	1336.250	50.99	-15.27	74.0	23.01	Peak	237.50	100	Horizontal	Pass
1**	1336.250	41.52	-15.27	54.0	12.48	AV	237.50	100	Horizontal	Pass
2	1782.750	50.32	-15.20	68.2	17.88	Peak	156.00	100	Horizontal	Pass
2**	1782.750	40.81	-15.20	--	-40.81	AV	156.00	100	Horizontal	N/A
3	1997.750	51.83	-13.84	68.2	16.37	Peak	156.00	100	Horizontal	Pass
3**	1997.750	37.92	-13.84	--	-37.92	AV	156.00	100	Horizontal	N/A
4	4073.000	50.40	-1.37	74.0	23.60	Peak	41.20	100	Horizontal	Pass
4**	4073.000	40.14	-1.37	54.0	13.86	AV	41.20	100	Horizontal	Pass
5	4914.000	52.49	-0.17	74.0	21.51	Peak	41.20	100	Horizontal	Pass
5**	4914.000	41.85	-0.17	54.0	12.15	AV	41.20	100	Horizontal	Pass
6	5794.000	93.94	1.47	--	134.16	Peak	228.10	100	Horizontal	Pass
6**	5794.000	85.72	1.47	--	-85.72	AV	228.10	100	Horizontal	N/A

Test result

Project Number: Certification

Test Time: 2024-10-31_10.57.40

EUT Name:	ALL IN ONE	Test Engineer:	CJY
Manufacturer:	N.A	Test Standard:	FCC
Model:	N.A	Work Addition:	TX
Temp.(oC):	22.5	Load:	Full load
Hum.:	47%RH	Remark:	DR-RF01-E24080045-02#01

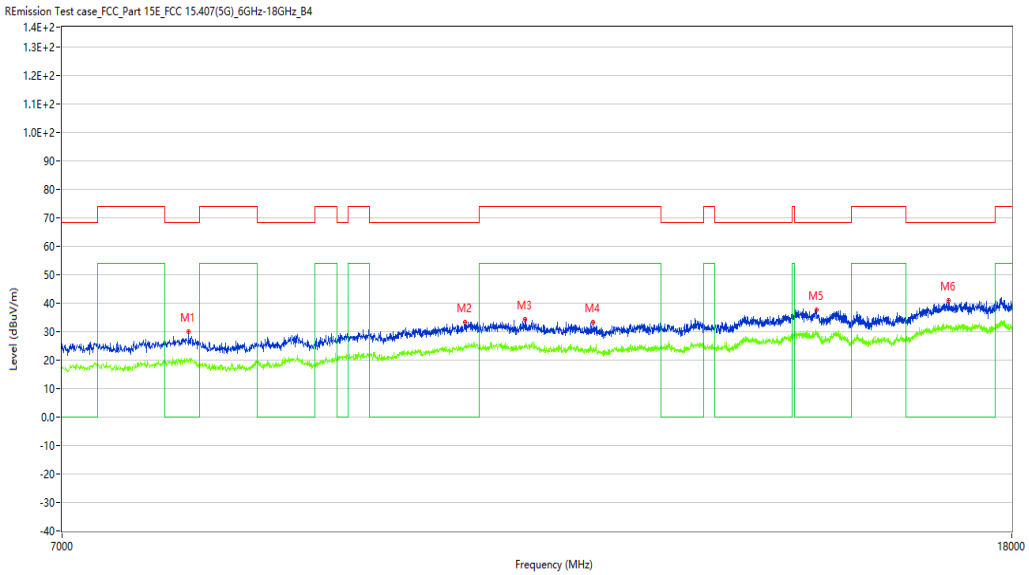

No.	Frequency (MHz)	Results (dBuV/m)	Factor (dB/m)	Limit (dBuV/m)	Margin (dB)	Detector	Table (Degree)	Height (cm)	Antenna	Verdict
1	7937.750	29.97	6.78	68.2	38.23	Peak	360.00	100	Horizontal	Pass
1**	7937.750	19.98	6.78	--	-19.98	AV	360.00	100	Horizontal	N/A
2	10454.000	33.41	11.14	68.2	34.79	Peak	178.30	100	Horizontal	Pass
2**	10454.000	24.59	11.14	--	-24.59	AV	178.30	100	Horizontal	N/A
3	11094.750	34.21	10.62	74.0	39.79	Peak	233.90	100	Horizontal	Pass
3**	11094.750	25.11	10.62	54.0	28.89	AV	233.90	100	Horizontal	Pass
4	11870.250	33.41	9.85	74.0	40.59	Peak	107.30	100	Horizontal	Pass
4**	11870.250	24.13	9.85	54.0	29.87	AV	107.30	100	Horizontal	Pass
5	14826.500	37.78	15.02	68.2	30.42	Peak	78.90	100	Horizontal	Pass
5**	14826.500	29.55	15.02	--	-29.55	AV	78.90	100	Horizontal	N/A
6	16900.000	40.91	16.27	68.2	27.29	Peak	36.30	100	Horizontal	Pass
6**	16900.000	31.78	16.27	--	-31.78	AV	36.30	100	Horizontal	N/A

WIFI5GB4-AC40-High channel-Vertical-TX

Test result

Project Number: Certification

Test Time: 2024-11-05_16.13.28

EUT Name:	ALL IN ONE	Test Engineer:	CJY
Manufacturer:	N.A	Test Standard:	FCC
Model:	N.A	Work Addition:	TX
Temp.(oC):	25.1	Load:	Full load
Hum.:	47%RH	Remark:	DR-RF01-E24080045-02#01

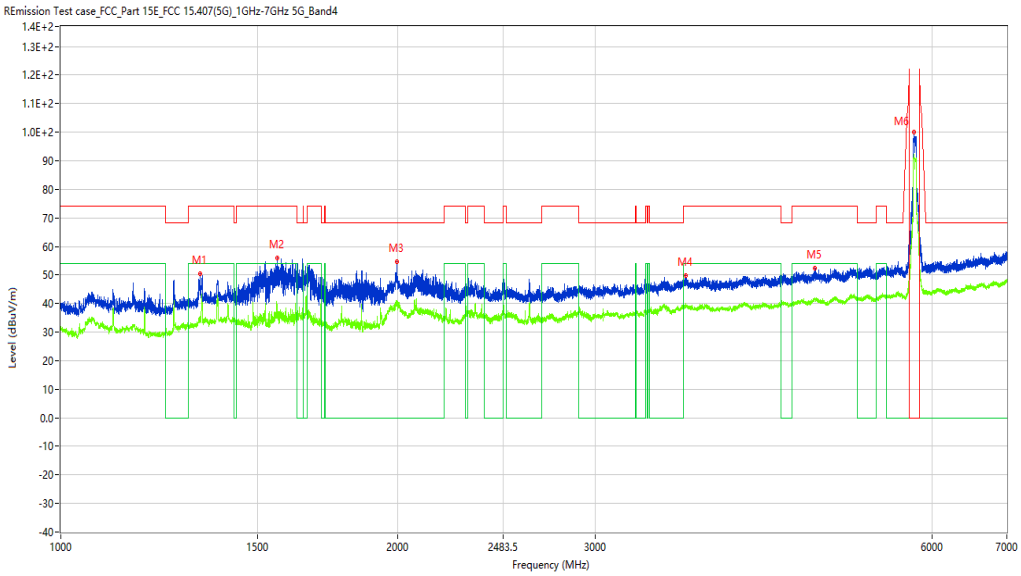

No.	Frequency (MHz)	Results (dBuV/m)	Factor (dB/m)	Limit (dBuV/m)	Margin (dB)	Detector	Table (Degree)	Height (cm)	Antenna	Verdict
1	1332.250	50.38	-15.30	74.0	23.62	Peak	178.30	100	Vertical	Pass
1**	1332.250	35.05	-15.30	54.0	18.95	AV	178.30	100	Vertical	Pass
2	1560.750	55.81	-15.54	74.0	18.19	Peak	178.30	100	Vertical	Pass
2**	1560.750	37.64	-15.54	54.0	16.36	AV	178.30	100	Vertical	Pass
3	1995.250	54.65	-13.83	68.2	13.55	Peak	116.20	100	Vertical	Pass
3**	1995.250	40.83	-13.83	--	-40.83	AV	116.20	100	Vertical	N/A
4	3618.000	49.81	-2.70	74.0	24.19	Peak	248.50	100	Vertical	Pass
4**	3618.000	40.14	-2.70	54.0	13.86	AV	248.50	100	Vertical	Pass
5	4712.000	52.40	-0.70	74.0	21.60	Peak	317.40	100	Vertical	Pass
5**	4712.000	41.51	-0.70	54.0	12.49	AV	317.40	100	Vertical	Pass
6	5780.000	100.16	1.57	--	148.34	Peak	248.50	100	Vertical	Pass
6**	5780.000	92.16	1.57	--	-92.16	AV	248.50	100	Vertical	N/A

Test result

Project Number: Certification

Test Time: 2024-10-31_10.50.25

EUT Name:	ALL IN ONE	Test Engineer:	CJY
Manufacturer:	N.A	Test Standard:	FCC
Model:	N.A	Work Addition:	TX
Temp.(oC):	22.5	Load:	Full load
Hum.:	47%RH	Remark:	DR-RF01-E24080045-02#01

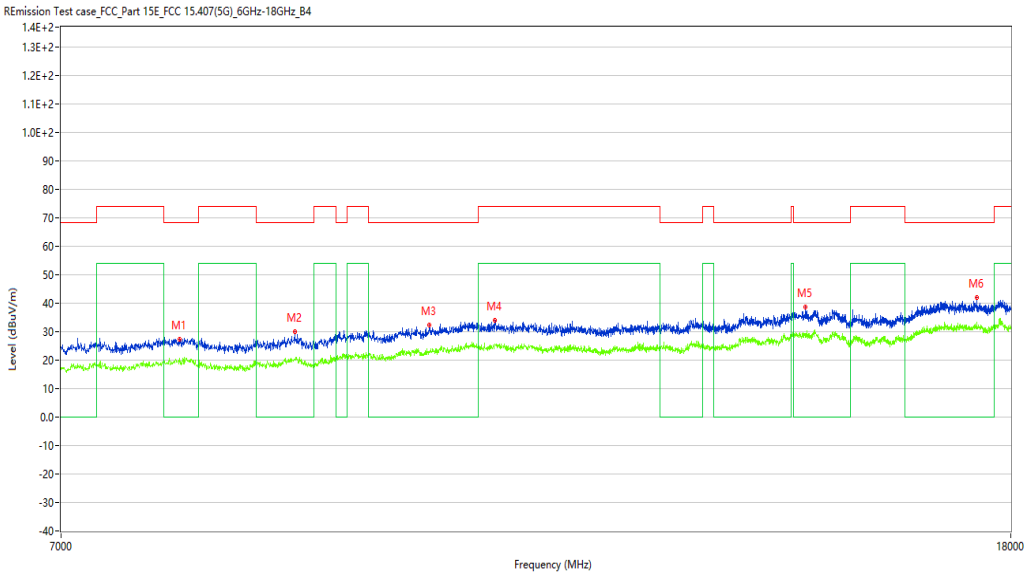

No.	Frequency (MHz)	Results (dBuV/m)	Factor (dB/m)	Limit (dBuV/m)	Margin (dB)	Detector	Table (Degree)	Height (cm)	Antenna	Verdict
1	7874.500	27.46	6.53	68.2	40.74	Peak	352.80	100	Vertical	Pass
1**	7874.500	20.52	6.53	--	-20.52	AV	352.80	100	Vertical	N/A
2	8831.500	29.88	6.59	68.2	38.32	Peak	225.50	100	Vertical	Pass
2**	8831.500	20.47	6.59	--	-20.47	AV	225.50	100	Vertical	N/A
3	10096.500	32.32	9.47	68.2	35.88	Peak	225.50	100	Vertical	Pass
3**	10096.500	23.04	9.47	--	-23.04	AV	225.50	100	Vertical	N/A
4	10773.000	33.84	11.46	74.0	40.16	Peak	57.80	100	Vertical	Pass
4**	10773.000	25.67	11.46	54.0	28.33	AV	57.80	100	Vertical	Pass
5	14678.000	38.65	13.94	68.2	29.55	Peak	84.10	100	Vertical	Pass
5**	14678.000	29.22	13.94	--	-29.22	AV	84.10	100	Vertical	N/A
6	17400.500	41.95	16.60	68.2	26.25	Peak	225.50	100	Vertical	Pass
6**	17400.500	33.14	16.60	--	-33.14	AV	225.50	100	Vertical	N/A

WIFI5GB4-AC80-Low channel-Horizontal-TX

Test result

Project Number: Certification

Test Time: 2024-11-05_10.14.13

EUT Name:	ALL IN ONE	Test Engineer:	CJY
Manufacturer:	N.A	Test Standard:	FCC
Model:	N.A	Work Addition:	TX
Temp.(oC):	25.1	Load:	Full load
Hum.:	47%RH	Remark:	DR-RF01-E24080045-02#01

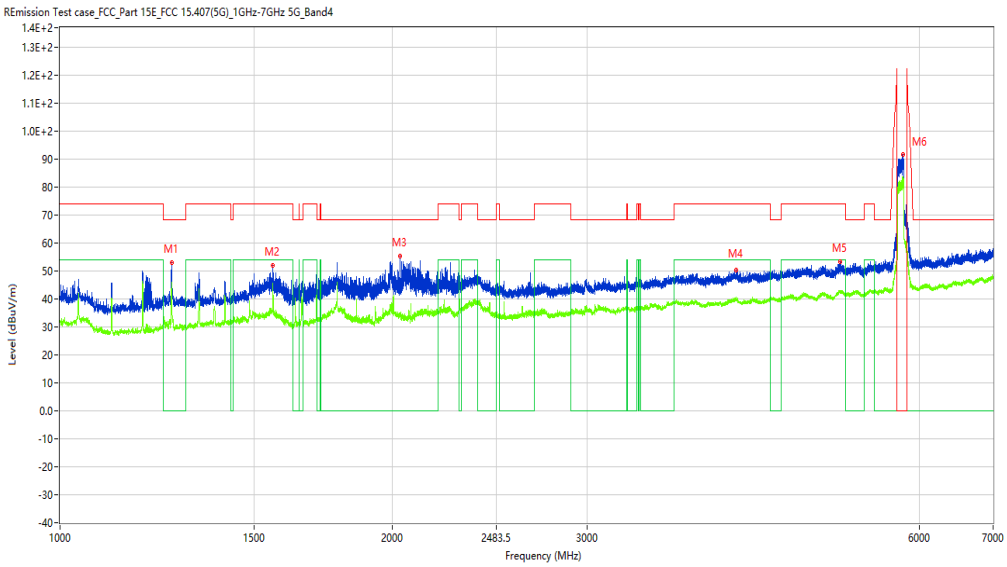

No.	Frequency (MHz)	Results (dBuV/m)	Factor (dB/m)	Limit (dBuV/m)	Margin (dB)	Detector	Table (Degree)	Height (cm)	Antenna	Verdict
1	1262.000	52.96	-15.59	68.2	15.24	Peak	98.20	100	Horizontal	Pass
1**	1262.000	46.12	-15.59	--	-46.12	AV	98.20	100	Horizontal	N/A
2	1559.000	52.11	-15.50	74.0	21.89	Peak	165.20	100	Horizontal	Pass
2**	1559.000	45.65	-15.50	54.0	8.35	AV	165.20	100	Horizontal	Pass
3	2031.750	55.22	-13.33	68.2	12.98	Peak	165.20	100	Horizontal	Pass
3**	2031.750	33.61	-13.33	--	-33.61	AV	165.20	100	Horizontal	N/A
4	4099.000	50.23	-1.69	74.0	23.77	Peak	0.00	100	Horizontal	Pass
4**	4099.000	39.55	-1.69	54.0	14.45	AV	0.00	100	Horizontal	Pass
5	5092.500	53.18	0.63	74.0	20.82	Peak	159.60	100	Horizontal	Pass
5**	5092.500	42.08	0.63	54.0	11.92	AV	159.60	100	Horizontal	Pass
6	5803.000	91.77	1.30	--	218.13	Peak	309.90	100	Horizontal	Pass
6**	5803.000	83.54	1.30	--	-83.54	AV	309.90	100	Horizontal	N/A

Test result

Project Number: Certification

Test Time: 2024-10-31_11.30.15

EUT Name:	ALL IN ONE	Test Engineer:	CJY
Manufacturer:	N.A	Test Standard:	FCC
Model:	N.A	Work Addition:	TX
Temp.(oC):	22.5	Load:	Full load
Hum.:	47%RH	Remark:	DR-RF01-E24080045-02#01

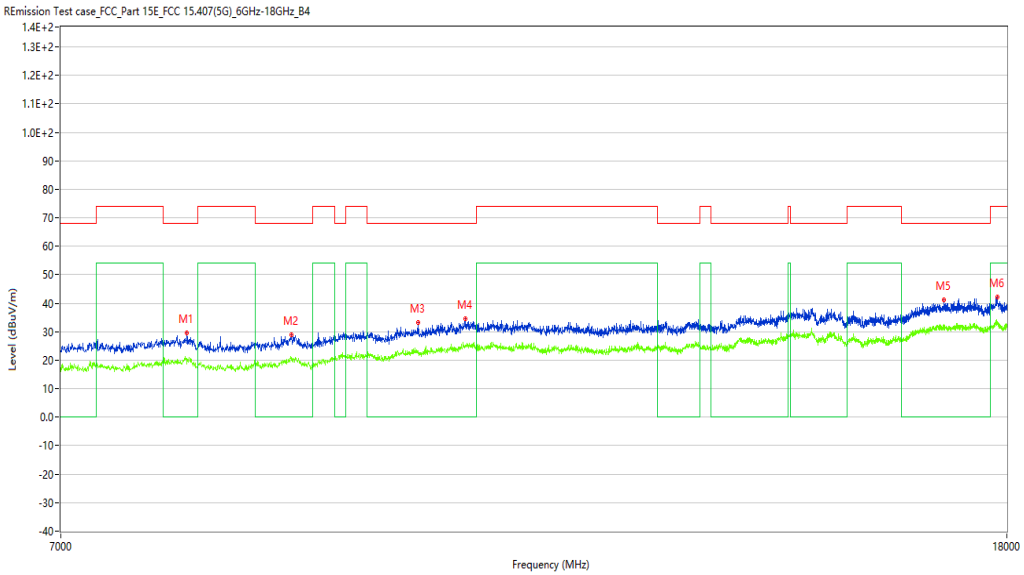

No.	Frequency (MHz)	Results (dBuV/m)	Factor (dB/m)	Limit (dBuV/m)	Margin (dB)	Detector	Table (Degree)	Height (cm)	Antenna	Verdict
1	7940.500	29.58	6.74	68.2	38.62	Peak	77.60	100	Horizontal	Pass
1**	7940.500	20.46	6.74	--	-20.46	AV	77.60	100	Horizontal	N/A
2	8809.500	28.81	6.80	68.2	39.39	Peak	106.70	100	Horizontal	Pass
2**	8809.500	20.89	6.80	--	-20.89	AV	106.70	100	Horizontal	N/A
3	9997.500	33.17	9.64	68.2	35.03	Peak	360.00	100	Horizontal	Pass
3**	9997.500	23.40	9.64	--	-23.40	AV	360.00	100	Horizontal	N/A
4	10481.500	34.50	11.41	68.2	33.70	Peak	77.60	100	Horizontal	Pass
4**	10481.500	25.40	11.41	--	-25.40	AV	77.60	100	Horizontal	N/A
5	16902.750	41.24	16.28	68.2	26.96	Peak	50.40	100	Horizontal	Pass
5**	16902.750	32.55	16.28	--	-32.55	AV	50.40	100	Horizontal	N/A
6	17826.750	42.13	16.64	74.0	31.87	Peak	0.40	100	Horizontal	Pass
6**	17826.750	33.29	16.64	54.0	20.71	AV	0.40	100	Horizontal	Pass

WIFI5GB4-AC80-Low channel-Vertical-TX

Test result

Project Number: Certification

Test Time: 2024-11-05_10.35.02

EUT Name:	ALL IN ONE	Test Engineer:	CJY
Manufacturer:	N.A	Test Standard:	FCC
Model:	N.A	Work Addition:	TX
Temp.(oC):	25.1	Load:	Full load
Hum.:	47%RH	Remark:	DR-RF01-E24080045-02#01

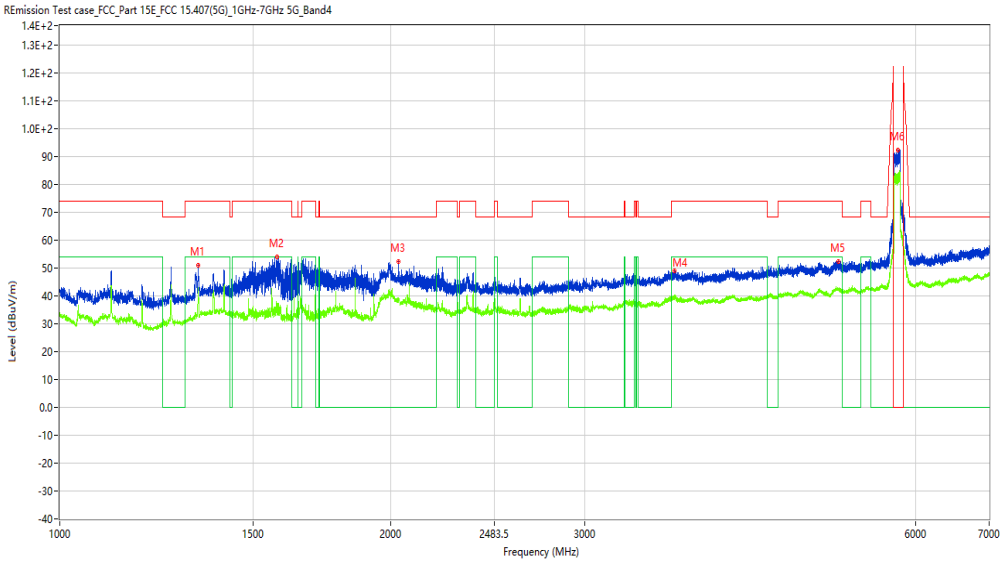

No.	Frequency (MHz)	Results (dBuV/m)	Factor (dB/m)	Limit (dBuV/m)	Margin (dB)	Detector	Table (Degree)	Height (cm)	Antenna	Verdict
1	1336.250	50.84	-15.27	74.0	23.16	Peak	150.30	100	Vertical	Pass
1**	1336.250	42.95	-15.27	54.0	11.05	AV	150.30	100	Vertical	Pass
2	1576.250	54.04	-15.57	74.0	19.96	Peak	150.30	100	Vertical	Pass
2**	1576.250	37.48	-15.57	54.0	16.52	AV	150.30	100	Vertical	Pass
3	2032.750	52.46	-13.30	68.2	15.74	Peak	150.30	100	Vertical	Pass
3**	2032.750	39.11	-13.30	--	-39.11	AV	150.30	100	Vertical	N/A
4	3620.500	49.11	-2.69	74.0	24.89	Peak	360.00	100	Vertical	Pass
4**	3620.500	39.06	-2.69	54.0	14.94	AV	360.00	100	Vertical	Pass
5	5105.500	52.45	0.37	74.0	21.55	Peak	360.00	100	Vertical	Pass
5**	5105.500	42.08	0.37	54.0	11.92	AV	360.00	100	Vertical	Pass
6	5784.000	92.36	1.56	--	87.24	Peak	179.60	100	Vertical	Pass
6**	5784.000	83.88	1.56	--	-83.88	AV	179.60	100	Vertical	N/A

Test result

Project Number: Certification

Test Time: 2024-10-31_11.28.27

EUT Name:	ALL IN ONE	Test Engineer:	CJY
Manufacturer:	N.A	Test Standard:	FCC
Model:	N.A	Work Addition:	TX
Temp.(oC):	22.5	Load:	Full load
Hum.:	47%RH	Remark:	DR-RF01-E24080045-02#01

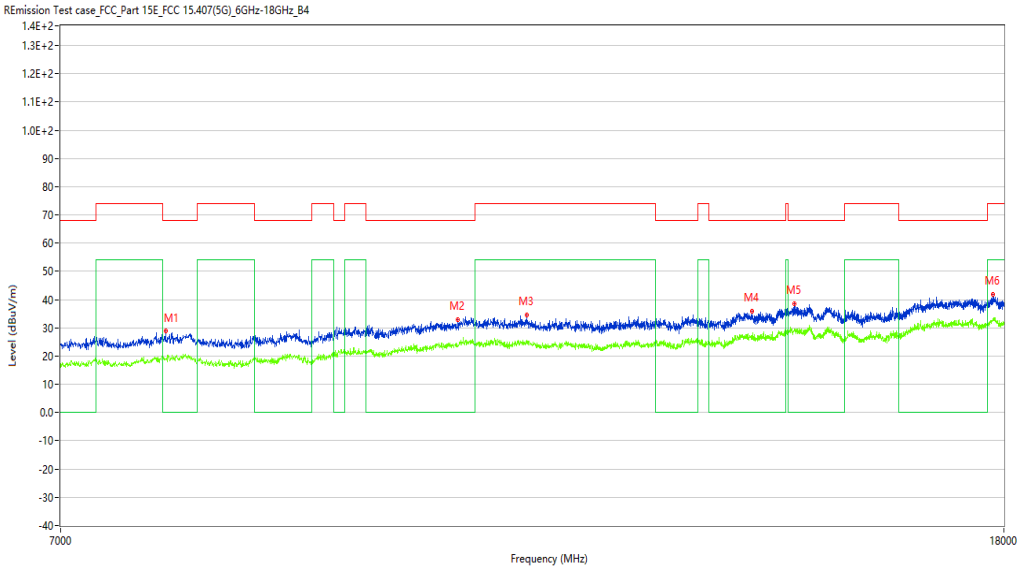

No.	Frequency (MHz)	Results (dBuV/m)	Factor (dB/m)	Limit (dBuV/m)	Margin (dB)	Detector	Table (Degree)	Height (cm)	Antenna	Verdict
1	7775.500	28.79	5.87	68.2	39.41	Peak	360.00	100	Vertical	Pass
1**	7775.500	18.85	5.87	--	-18.85	AV	360.00	100	Vertical	N/A
2	10421.000	32.79	10.89	68.2	35.41	Peak	0.00	100	Vertical	Pass
2**	10421.000	23.32	10.89	--	-23.32	AV	0.00	100	Vertical	N/A
3	11160.750	34.52	10.32	74.0	39.48	Peak	311.90	100	Vertical	Pass
3**	11160.750	25.71	10.32	54.0	28.29	AV	311.90	100	Vertical	Pass
4	13985.000	35.75	12.93	68.2	32.45	Peak	237.50	100	Vertical	Pass
4**	13985.000	26.73	12.93	--	-26.73	AV	237.50	100	Vertical	N/A
5	14590.000	38.69	14.35	68.2	29.51	Peak	12.70	100	Vertical	Pass
5**	14590.000	29.02	14.35	--	-29.02	AV	12.70	100	Vertical	N/A
6	17796.499	41.82	16.83	74.0	32.18	Peak	311.90	100	Vertical	Pass
6**	17796.499	33.16	16.83	54.0	20.84	AV	311.90	100	Vertical	Pass

WIFI5GB1-Bandedge -A-Low channel-Horizontal-TX

Test result

Project Number: Certification

Test Time: 2024-11-02_15.19.53

EUT Name:	ALL IN ONE	Test Engineer:	CJY
Manufacturer:	N.A	Test Standard:	FCC
Model:	N.A	Work Addition:	TX
Temp.(oC):	23.6	Load:	Full load
Hum.:	50%RH	Remark:	DR-RF01-E24080045-02#01

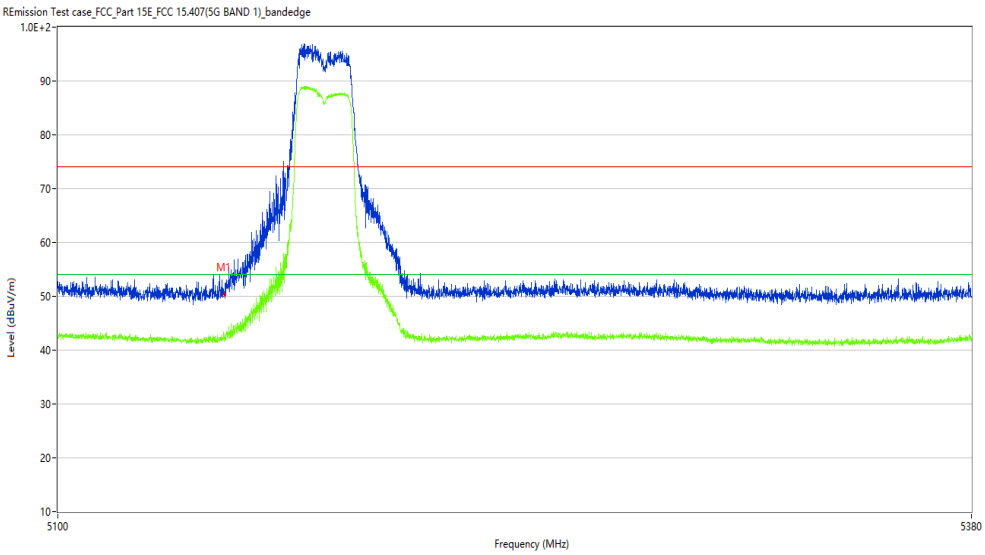

No.	Frequency (MHz)	Results (dBuV/m)	Factor (dB/m)	Limit (dBuV/m)	Margin (dB)	Detector	Table (Degree)	Height (cm)	Antenna	Verdict
1	5150.000	50.24	-0.38	74.0	23.76	Peak	80.44	100	H	Pass
1**	5150.000	41.88	-0.38	54.0	12.12	AV	80.44	100	H	Pass

WIFI5GB1-Bandedge -A-Low channel- Vertical-TX

Test result

Project Number: Certification

Test Time: 2024-11-02_13.53.48

EUT Name:	ALL IN ONE	Test Engineer:	CJY
Manufacturer:	N.A	Test Standard:	FCC
Model:	N.A	Work Addition:	TX
Temp.(oC):	23.6	Load:	Full load
Hum.:	50%RH	Remark:	DR-RF01-E24080045-02#01

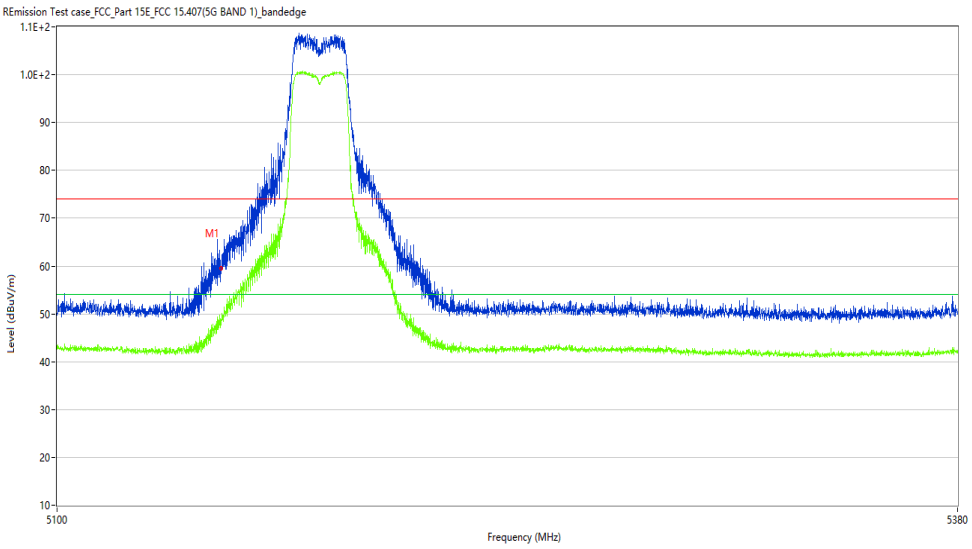

No.	Frequency (MHz)	Results (dBuV/m)	Factor (dB/m)	Limit (dBuV/m)	Margin (dB)	Detector	Table (Degree)	Height (cm)	Antenna	Verdict
1	5150.000	59.45	-0.38	74.0	14.55	Peak	191.90	100	V	Pass
1**	5150.000	48.19	-0.38	54.0	5.81	AV	191.90	100	V	Pass

WIFI5GB1-Bandedge -A-High channel- Horizontal-TX

Test result

Project Number: Certification

Test Time: 2024-11-02_15.16.43

EUT Name:	ALL IN ONE	Test Engineer:	CJY
Manufacturer:	N.A	Test Standard:	FCC
Model:	N.A	Work Addition:	TX
Temp.(oC):	23.6	Load:	Full load
Hum.:	50%RH	Remark:	DR-RF01-E24080045-02#01

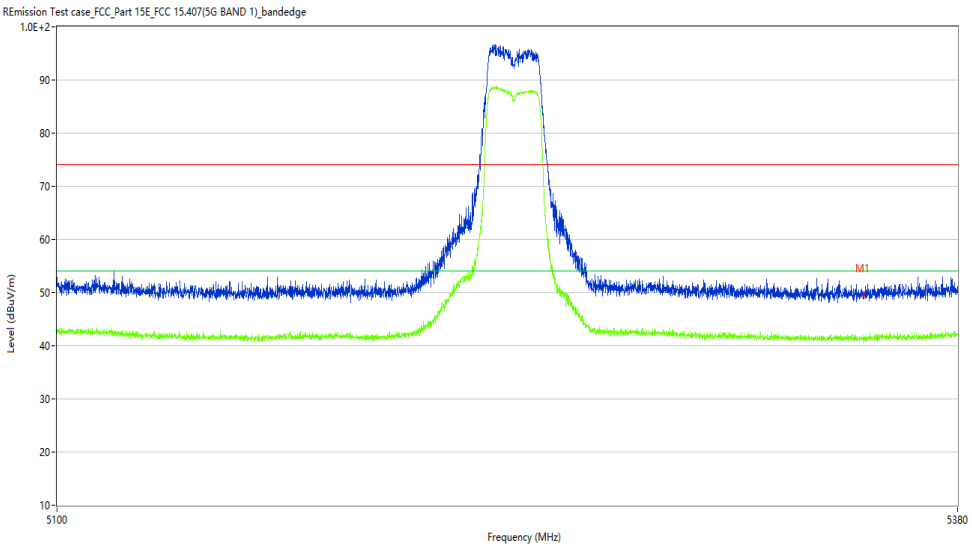

No.	Frequency (MHz)	Results (dBuV/m)	Factor (dB/m)	Limit (dBuV/m)	Margin (dB)	Detector	Table (Degree)	Height (cm)	Antenna	Verdict
1	5350.000	49.53	-1.48	74.0	24.47	Peak	261.76	100	H	Pass
1**	5350.000	41.13	-1.48	54.0	12.87	AV	261.76	100	H	Pass

WIFI5GB1-Bandedge -A-High channel-Vertical-TX

Test result

Project Number: Certification

Test Time: 2024-11-02_13.57.36

EUT Name:	ALL IN ONE	Test Engineer:	CJY
Manufacturer:	N.A	Test Standard:	FCC
Model:	N.A	Work Addition:	TX
Temp.(oC):	23.6	Load:	Full load
Hum.:	50%RH	Remark:	DR-RF01-E24080045-02#01

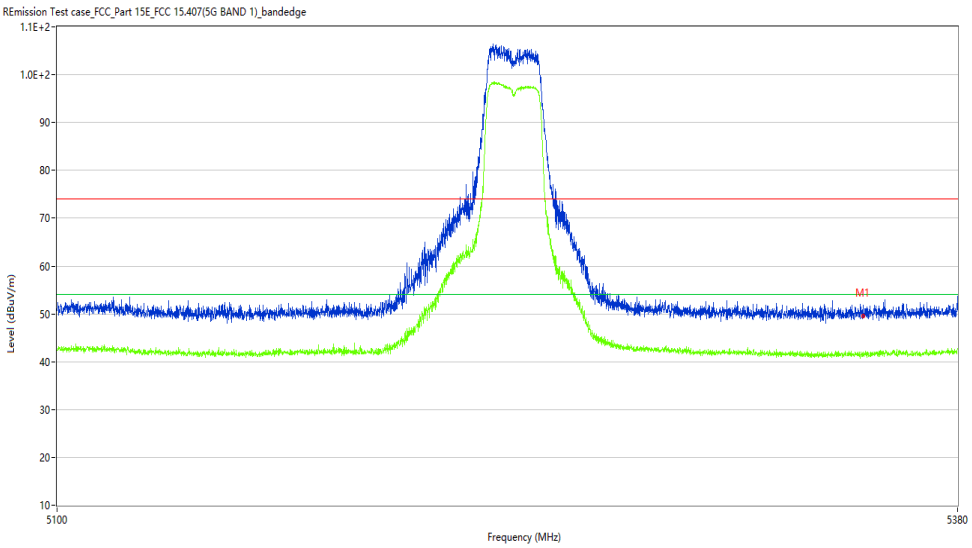

No.	Frequency (MHz)	Results (dBuV/m)	Factor (dB/m)	Limit (dBuV/m)	Margin (dB)	Detector	Table (Degree)	Height (cm)	Antenna	Verdict
1	5350.000	49.52	-1.48	74.0	24.48	Peak	173.76	100	V	Pass
1**	5350.000	41.32	-1.48	54.0	12.68	AV	173.76	100	V	Pass

WIFI5GB1-Bandedge –N20-Low channel-Horizontal-TX

Test result

Project Number: Certification

Test Time: 2024-11-02_15.27.20

EUT Name:	ALL IN ONE	Test Engineer:	CJY
Manufacturer:	N.A	Test Standard:	FCC
Model:	N.A	Work Addition:	TX
Temp.(oC):	23.6	Load:	Full load
Hum.:	50%RH	Remark:	DR-RF01-E24080045-02#01

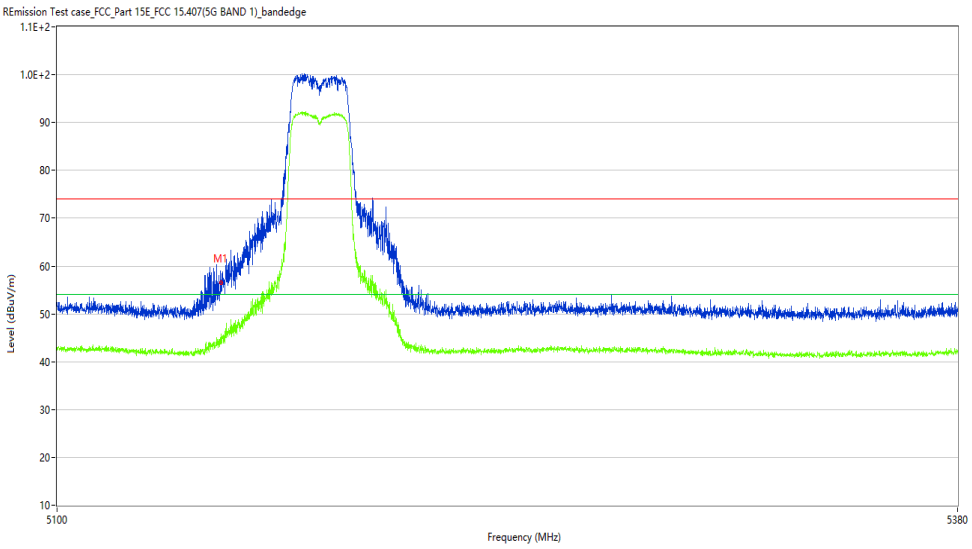

No.	Frequency (MHz)	Results (dBuV/m)	Factor (dB/m)	Limit (dBuV/m)	Margin (dB)	Detector	Table (Degree)	Height (cm)	Antenna	Verdict
1	5150.000	56.14	-0.38	74.0	17.86	Peak	234.98	100	H	Pass
1**	5150.000	45.40	-0.38	54.0	8.60	AV	234.98	100	H	Pass

WIFI5GB1-Bandedge –N20-Low channel- Vertical-TX

Test result

Project Number: Certification

Test Time: 2024-11-04_16.13.41

EUT Name:	ALL IN ONE	Test Engineer:	CJY
Manufacturer:	N.A	Test Standard:	FCC
Model:	N.A	Work Addition:	TX
Temp.(oC):	24.8	Load:	Full load
Hum.:	53%RH	Remark:	DR-RF01-E24080045-02#01

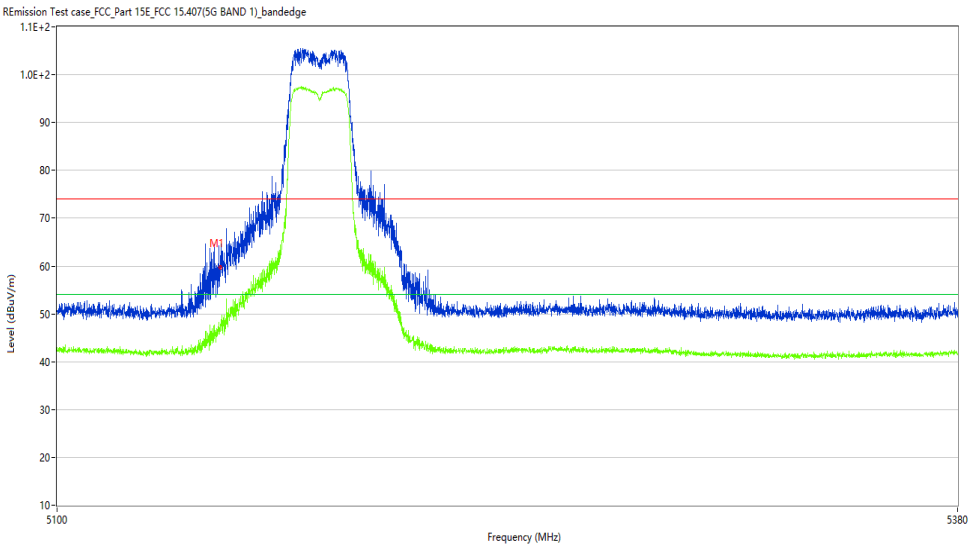

No.	Frequency (MHz)	Results (dBuV/m)	Factor (dB/m)	Limit (dBuV/m)	Margin (dB)	Detector	Table (Degree)	Height (cm)	Antenna	Verdict
1	5150.000	60.05	-0.38	74.0	13.95	Peak	255.20	100	V	Pass
1**	5150.000	47.68	-0.38	54.0	6.32	AV	255.20	100	V	Pass

WIFI5GB1-Bandedge –N20-High channel- Horizontal-TX

Test result

Project Number: Certification

Test Time: 2024-11-02_15.30.36

EUT Name:	ALL IN ONE	Test Engineer:	CJY
Manufacturer:	N.A	Test Standard:	FCC
Model:	N.A	Work Addition:	TX
Temp.(oC):	23.6	Load:	Full load
Hum.:	50%RH	Remark:	DR-RF01-E24080045-02#01

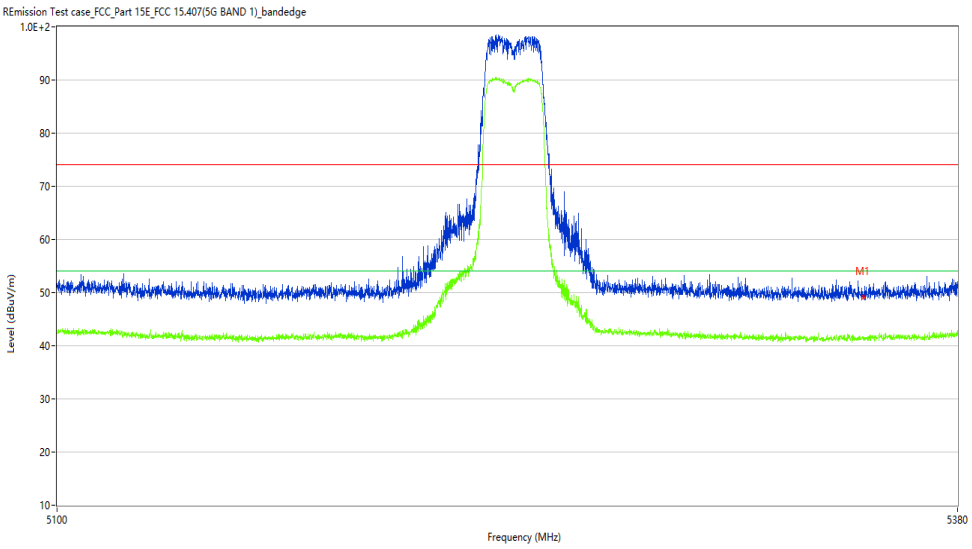

No.	Frequency (MHz)	Results (dBuV/m)	Factor (dB/m)	Limit (dBuV/m)	Margin (dB)	Detector	Table (Degree)	Height (cm)	Antenna	Verdict
1	5350.000	48.98	-1.48	74.0	25.02	Peak	108.78	100	H	Pass
1**	5350.000	41.30	-1.48	54.0	12.70	AV	108.78	100	H	Pass

WIFI5GB1-Bandedge –N20-High channel-Vertical-TX

Test result

Project Number: Certification

Test Time: 2024-11-04_16.07.41

EUT Name:	ALL IN ONE	Test Engineer:	CJY
Manufacturer:	N.A	Test Standard:	FCC
Model:	N.A	Work Addition:	TX
Temp.(oC):	24.8	Load:	Full load
Hum.:	53%RH	Remark:	DR-RF01-E24080045-02#01

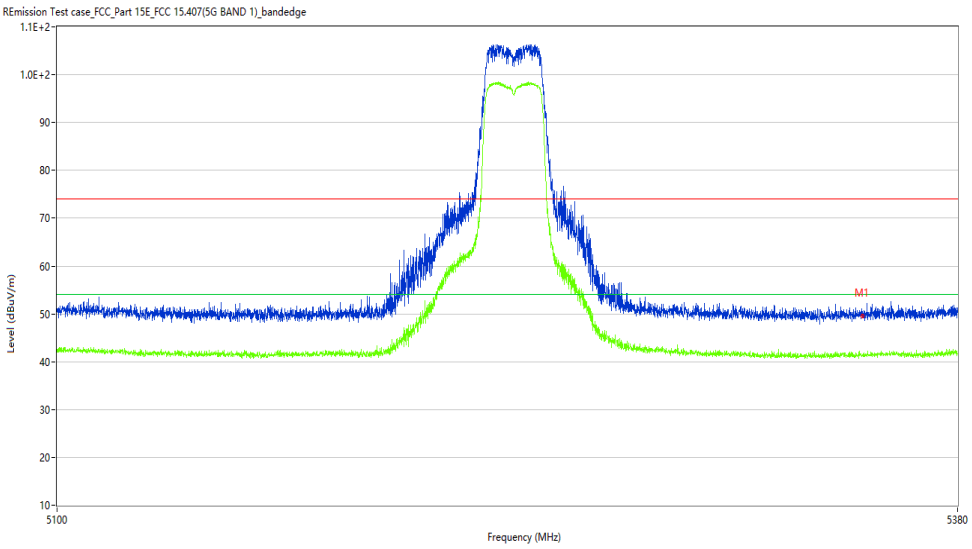

No.	Frequency (MHz)	Results (dBuV/m)	Factor (dB/m)	Limit (dBuV/m)	Margin (dB)	Detector	Table (Degree)	Height (cm)	Antenna	Verdict
1	5350.000	49.68	-1.48	74.0	24.32	Peak	317.65	100	V	Pass
1**	5350.000	41.50	-1.48	54.0	12.50	AV	317.65	100	V	Pass

WIFI5GB1-Bandedge –N40-Low channel-Horizontal-TX

Test result

Project Number: Certification

Test Time: 2024-11-04_17.22.50

EUT Name:	ALL IN ONE	Test Engineer:	CJY
Manufacturer:	N.A	Test Standard:	FCC
Model:	N.A	Work Addition:	TX
Temp.(oC):	24.8	Load:	Full load
Hum.:	53%RH	Remark:	DR-RF01-E24080045-02#01

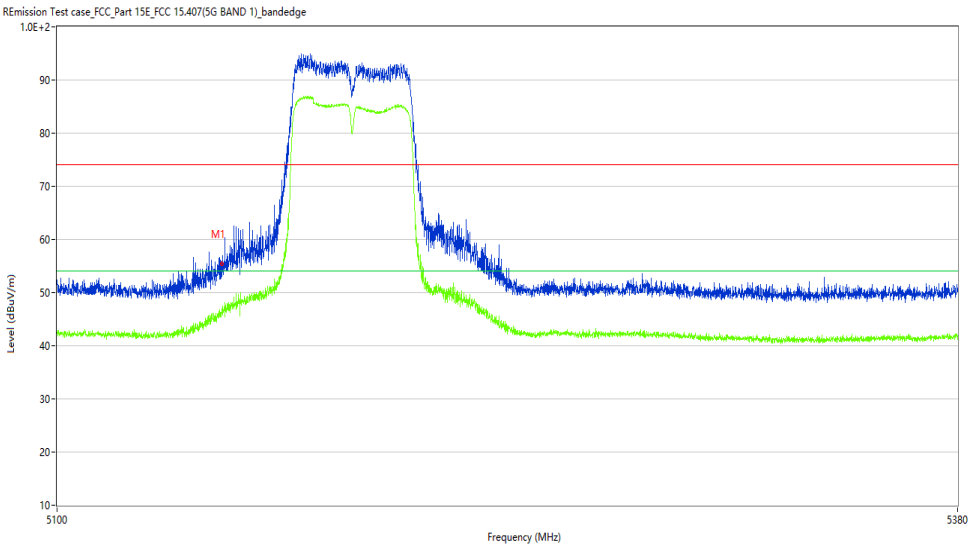

No.	Frequency (MHz)	Results (dBuV/m)	Factor (dB/m)	Limit (dBuV/m)	Margin (dB)	Detector	Table (Degree)	Height (cm)	Antenna	Verdict
1	5150.000	55.17	-0.38	74.0	18.83	Peak	211.72	100	H	Pass
1**	5150.000	46.24	-0.38	54.0	7.76	AV	211.72	100	H	Pass

WIFI5GB1-Bandedge –N40-Low channel- Vertical-TX

Test result

Project Number: Certification

Test Time: 2024-11-04_18.10.01

EUT Name:	ALL IN ONE	Test Engineer:	CJY
Manufacturer:	N.A	Test Standard:	FCC
Model:	N.A	Work Addition:	TX
Temp.(oC):	24.8	Load:	Full load
Hum.:	53%RH	Remark:	DR-RF01-E24080045-02#01

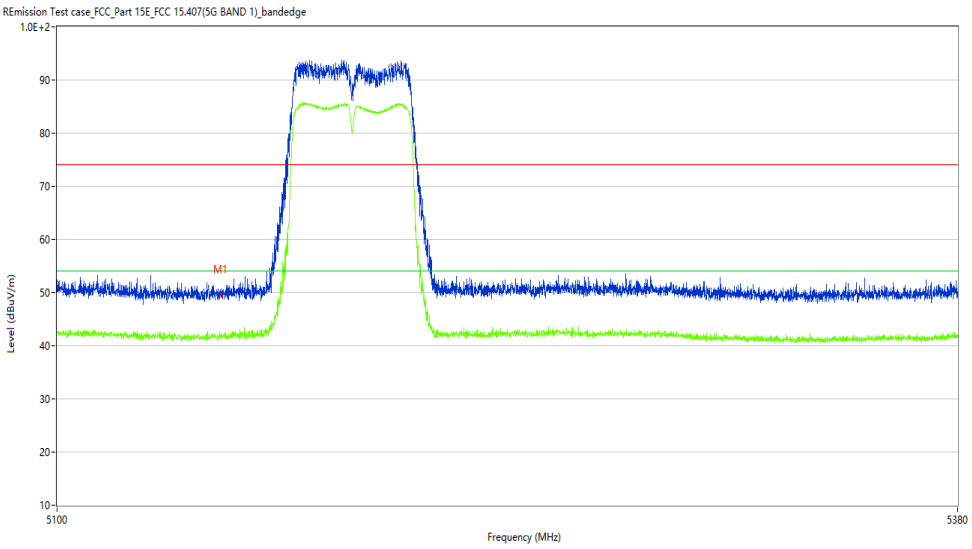

No.	Frequency (MHz)	Results (dBuV/m)	Factor (dB/m)	Limit (dBuV/m)	Margin (dB)	Detector	Table (Degree)	Height (cm)	Antenna	Verdict
1	5150.000	49.49	-0.38	74.0	24.51	Peak	250.61	100	V	Pass
1**	5150.000	41.94	-0.38	54.0	12.06	AV	250.61	100	V	Pass

WIFI5GB1-Bandedge –N40-High channel- Horizontal-TX

Test result

Project Number: Certification

Test Time: 2024-11-04_17.27.55

EUT Name:	ALL IN ONE	Test Engineer:	CJY
Manufacturer:	N.A	Test Standard:	FCC
Model:	N.A	Work Addition:	TX
Temp.(oC):	24.8	Load:	Full load
Hum.:	53%RH	Remark:	DR-RF01-E24080045-02#01

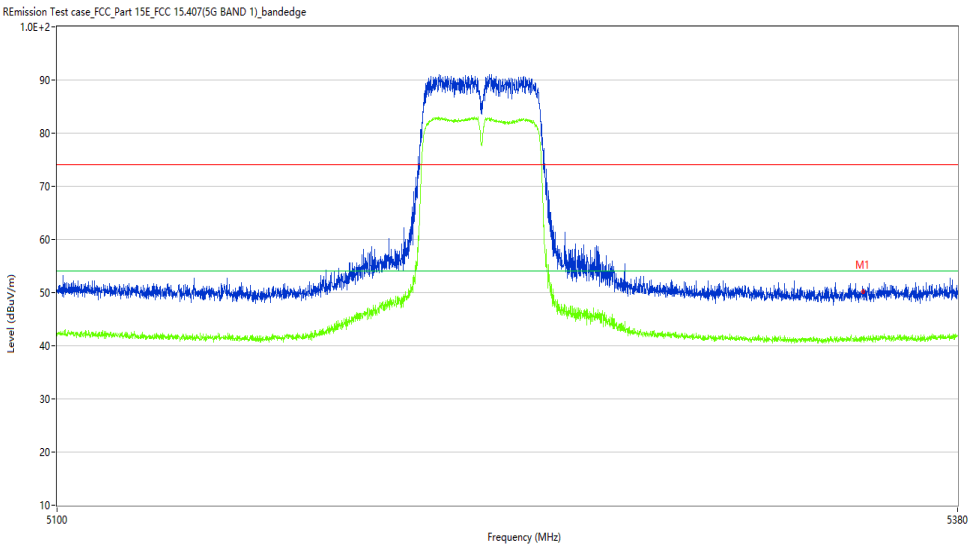

No.	Frequency (MHz)	Results (dBuV/m)	Factor (dB/m)	Limit (dBuV/m)	Margin (dB)	Detector	Table (Degree)	Height (cm)	Antenna	Verdict
1	5350.000	50.39	-1.48	74.0	23.61	Peak	128.82	100	H	Pass
1**	5350.000	41.58	-1.48	54.0	12.42	AV	128.82	100	H	Pass

WIFI5GB1-Bandedge –N40-High channel-Vertical-TX

Test result

Project Number: Certification

Test Time: 2024-11-04_18.06.08

EUT Name:	ALL IN ONE	Test Engineer:	CJY
Manufacturer:	N.A	Test Standard:	FCC
Model:	N.A	Work Addition:	TX
Temp.(oC):	24.8	Load:	Full load
Hum.:	53%RH	Remark:	DR-RF01-E24080045-02#01

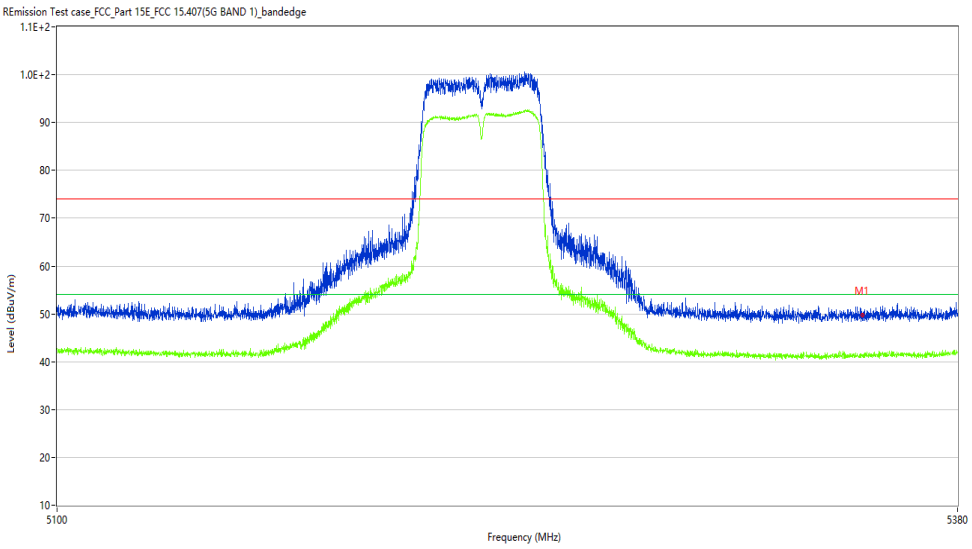

No.	Frequency (MHz)	Results (dBuV/m)	Factor (dB/m)	Limit (dBuV/m)	Margin (dB)	Detector	Table (Degree)	Height (cm)	Antenna	Verdict
1	5350.000	49.81	-1.48	74.0	24.19	Peak	303.60	100	V	Pass
1**	5350.000	41.06	-1.48	54.0	12.94	AV	303.60	100	V	Pass

WIFI5GB1-Bandedge –AC20-Low channel-Horizontal-TX

Test result

Project Number: Certification

Test Time: 2024-11-04_17.03.47

EUT Name:	ALL IN ONE	Test Engineer:	CJY
Manufacturer:	N.A	Test Standard:	FCC
Model:	N.A	Work Addition:	TX
Temp.(oC):	24.8	Load:	Full load
Hum.:	53%RH	Remark:	DR-RF01-E24080045-02#01

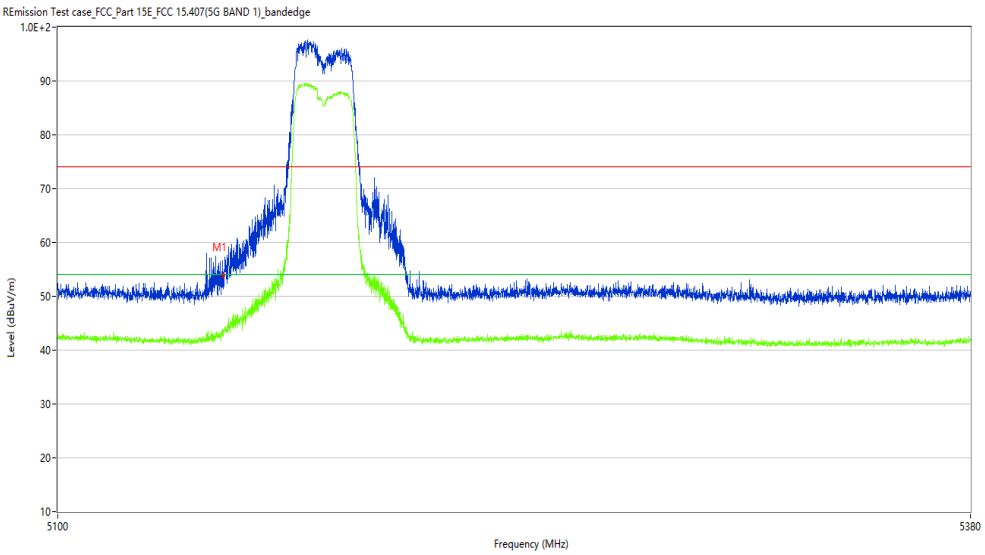

No.	Frequency (MHz)	Results (dBuV/m)	Factor (dB/m)	Limit (dBuV/m)	Margin (dB)	Detector	Table (Degree)	Height (cm)	Antenna	Verdict
1	5150.000	53.99	-0.38	74.0	20.01	Peak	162.21	100	H	Pass
1**	5150.000	43.65	-0.38	54.0	10.35	AV	162.21	100	H	Pass

WIFI5GB1-Bandedge –AC20-Low channel- Vertical-TX

Test result

Project Number: Certification

Test Time: 2024-11-04_16.19.27

EUT Name:	ALL IN ONE	Test Engineer:	CJY
Manufacturer:	N.A	Test Standard:	FCC
Model:	N.A	Work Addition:	TX
Temp.(oC):	24.8	Load:	Full load
Hum.:	53%RH	Remark:	DR-RF01-E24080045-02#01

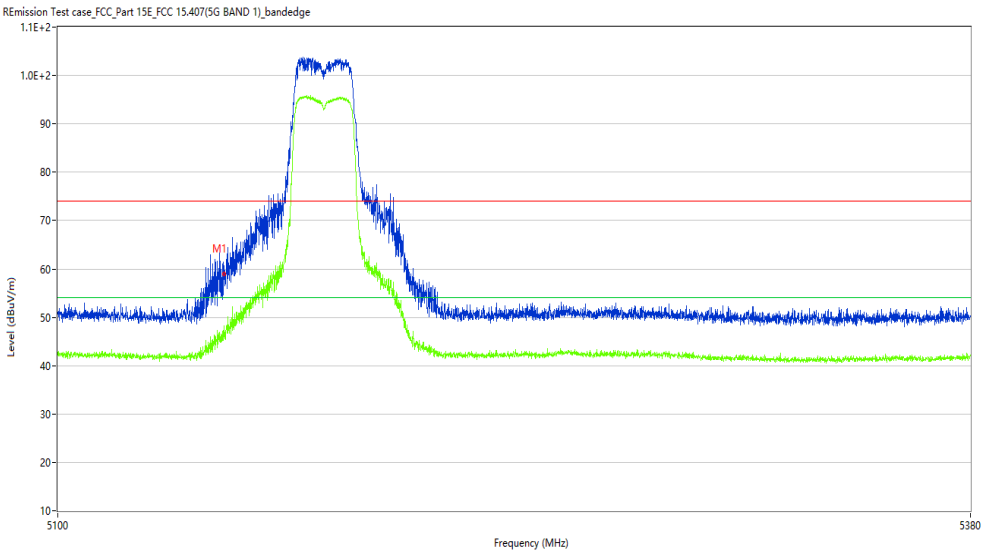

No.	Frequency (MHz)	Results (dBuV/m)	Factor (dB/m)	Limit (dBuV/m)	Margin (dB)	Detector	Table (Degree)	Height (cm)	Antenna	Verdict
1	5150.000	59.13	-0.38	74.0	14.87	Peak	262.30	100	V	Pass
1**	5150.000	46.62	-0.38	54.0	7.38	AV	262.30	100	V	Pass

WIFI5GB1-Bandedge –AC20-High channel- Horizontal-TX

Test result

Project Number: Certification

Test Time: 2024-11-04_16.59.07

EUT Name:	ALL IN ONE	Test Engineer:	CJY
Manufacturer:	N.A	Test Standard:	FCC
Model:	N.A	Work Addition:	TX
Temp.(oC):	24.8	Load:	Full load
Hum.:	53%RH	Remark:	DR-RF01-E24080045-02#01

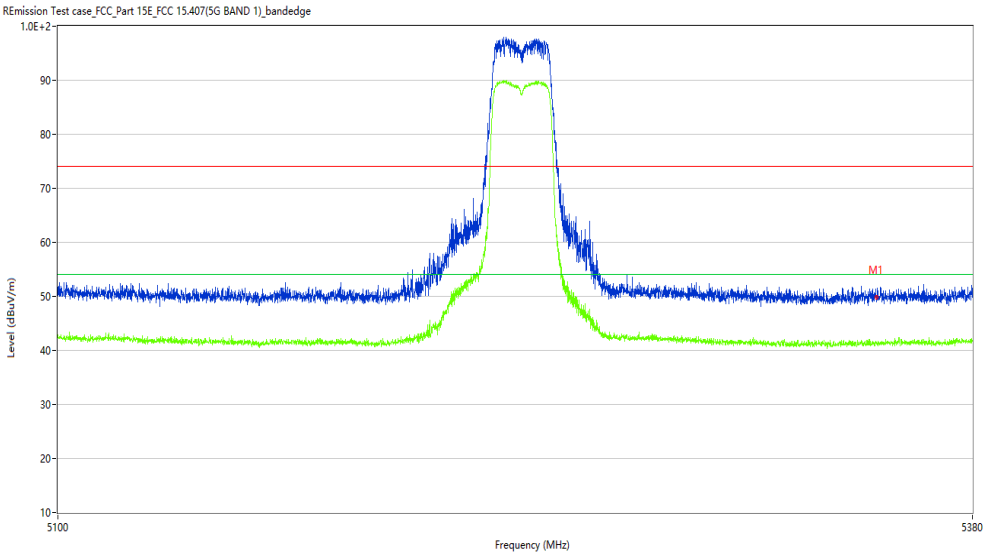

No.	Frequency (MHz)	Results (dBuV/m)	Factor (dB/m)	Limit (dBuV/m)	Margin (dB)	Detector	Table (Degree)	Height (cm)	Antenna	Verdict
1	5350.000	49.69	-1.48	74.0	24.31	Peak	90.79	100	H	Pass
1**	5350.000	41.17	-1.48	54.0	12.83	AV	90.79	100	H	Pass

WIFI5GB1-Bandedge –AC20-High channel-Vertical-TX

Test result

Project Number: Certification

Test Time: 2024-11-04_16.22.05

EUT Name:	ALL IN ONE	Test Engineer:	CJY
Manufacturer:	N.A	Test Standard:	FCC
Model:	N.A	Work Addition:	TX
Temp.(oC):	24.8	Load:	Full load
Hum.:	53%RH	Remark:	DR-RF01-E24080045-02#01

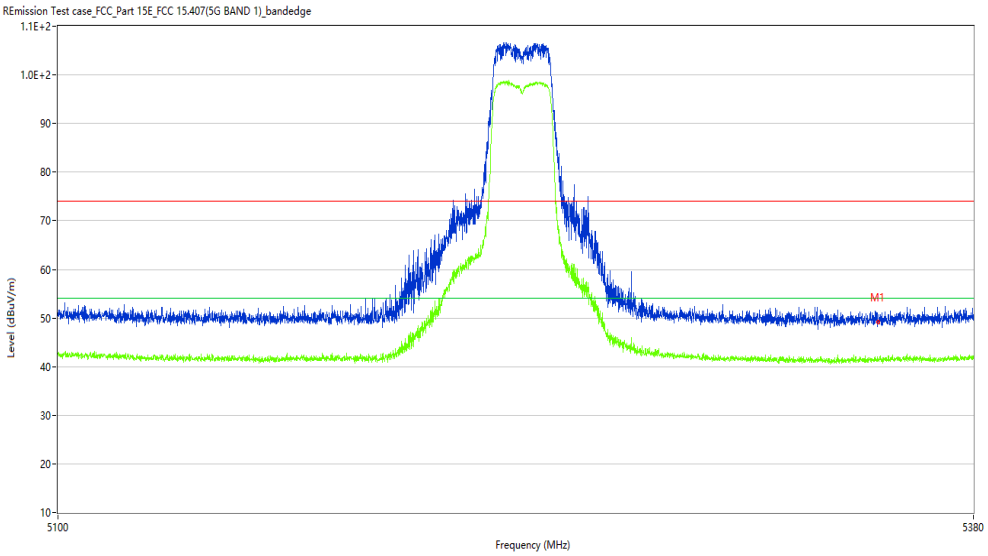

No.	Frequency (MHz)	Results (dBuV/m)	Factor (dB/m)	Limit (dBuV/m)	Margin (dB)	Detector	Table (Degree)	Height (cm)	Antenna	Verdict
1	5350.000	49.20	-1.48	74.0	24.80	Peak	0.00	100	V	Pass
1**	5350.000	41.29	-1.48	54.0	12.71	AV	0.00	100	V	Pass

WIFI5GB1-Bandedge –AC40-Low channel-Horizontal-TX

Test result

Project Number: Certification

Test Time: 2024-11-04_17.20.36

EUT Name:	ALL IN ONE	Test Engineer:	CJY
Manufacturer:	N.A	Test Standard:	FCC
Model:	N.A	Work Addition:	TX
Temp.(oC):	24.8	Load:	Full load
Hum.:	53%RH	Remark:	DR-RF01-E24080045-02#01

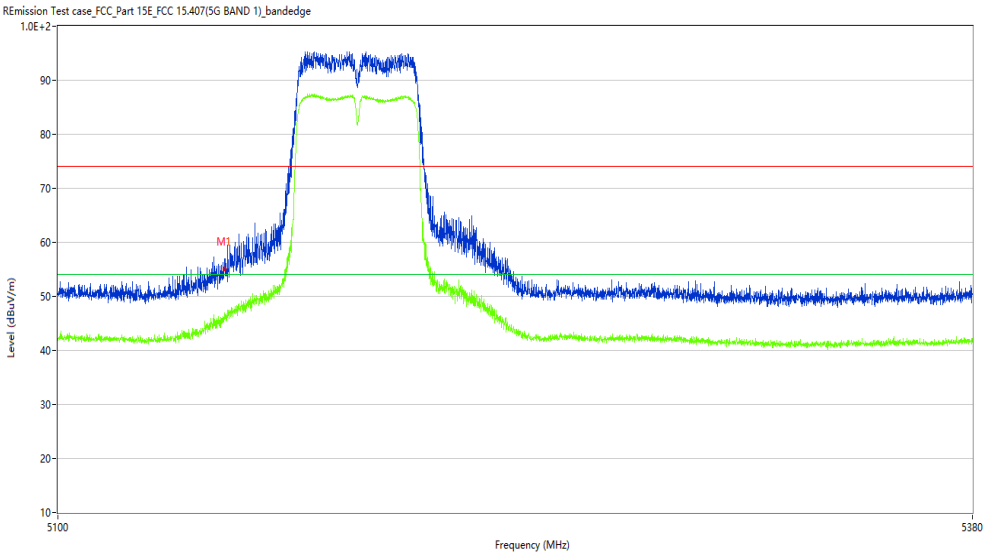

No.	Frequency (MHz)	Results (dBuV/m)	Factor (dB/m)	Limit (dBuV/m)	Margin (dB)	Detector	Table (Degree)	Height (cm)	Antenna	Verdict
1	5150.000	55.13	-0.38	74.0	18.87	Peak	145.90	100	H	Pass
1**	5150.000	45.97	-0.38	54.0	8.03	AV	145.90	100	H	Pass

WIFI5GB1-Bandedge –AC40-Low channel- Vertical-TX

Test result

Project Number: Certification

Test Time: 2024-11-04_18.08.12

EUT Name:	ALL IN ONE	Test Engineer:	CJY
Manufacturer:	N.A	Test Standard:	FCC
Model:	N.A	Work Addition:	TX
Temp.(oC):	24.8	Load:	Full load
Hum.:	53%RH	Remark:	DR-RF01-E24080045-02#01

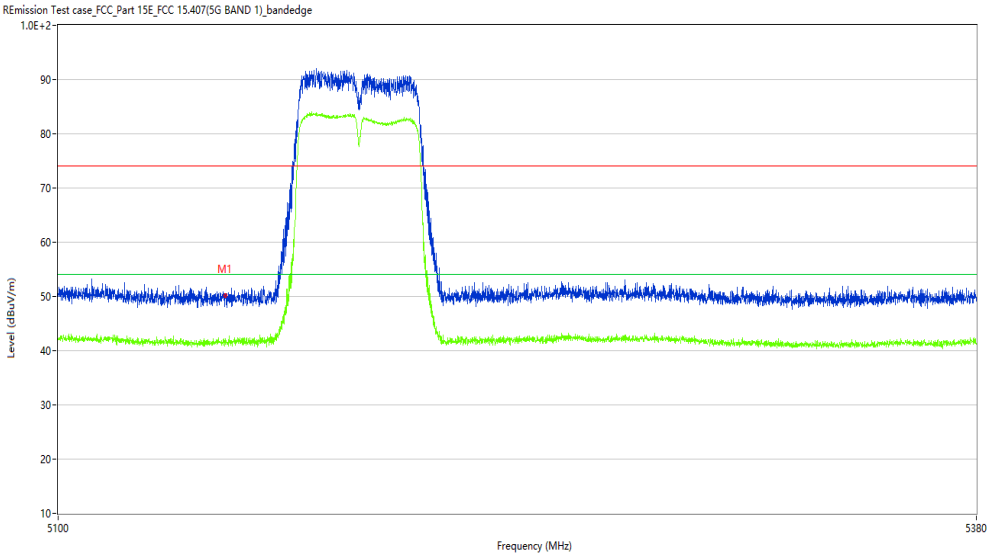

No.	Frequency (MHz)	Results (dBuV/m)	Factor (dB/m)	Limit (dBuV/m)	Margin (dB)	Detector	Table (Degree)	Height (cm)	Antenna	Verdict
1	5150.000	49.98	-0.38	74.0	24.02	Peak	76.58	100	V	Pass
1**	5150.000	41.54	-0.38	54.0	12.46	AV	76.58	100	V	Pass

WIFI5GB1-Bandedge –AC40-High channel- Horizontal-TX

Test result

Project Number: Certification

Test Time: 2024-11-04_17.26.26

EUT Name:	ALL IN ONE	Test Engineer:	CJY
Manufacturer:	N.A	Test Standard:	FCC
Model:	N.A	Work Addition:	TX
Temp.(oC):	24.8	Load:	Full load
Hum.:	53%RH	Remark:	DR-RF01-E24080045-02#01

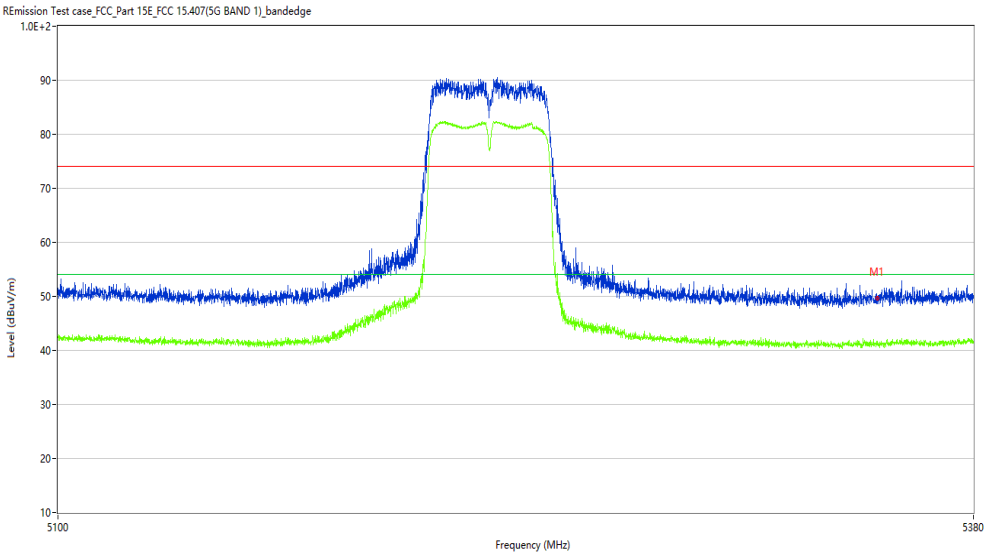

No.	Frequency (MHz)	Results (dBuV/m)	Factor (dB/m)	Limit (dBuV/m)	Margin (dB)	Detector	Table (Degree)	Height (cm)	Antenna	Verdict
1	5350.000	49.58	-1.48	74.0	24.42	Peak	13.29	100	H	Pass
1**	5350.000	41.51	-1.48	54.0	12.49	AV	13.29	100	H	Pass

WIFI5GB1-Bandedge –AC40-High channel-Vertical-TX

Test result

Project Number: Certification

Test Time: 2024-11-04_18.04.27

EUT Name:	ALL IN ONE	Test Engineer:	CJY
Manufacturer:	N.A	Test Standard:	FCC
Model:	N.A	Work Addition:	TX
Temp.(oC):	24.8	Load:	Full load
Hum.:	53%RH	Remark:	DR-RF01-E24080045-02#01

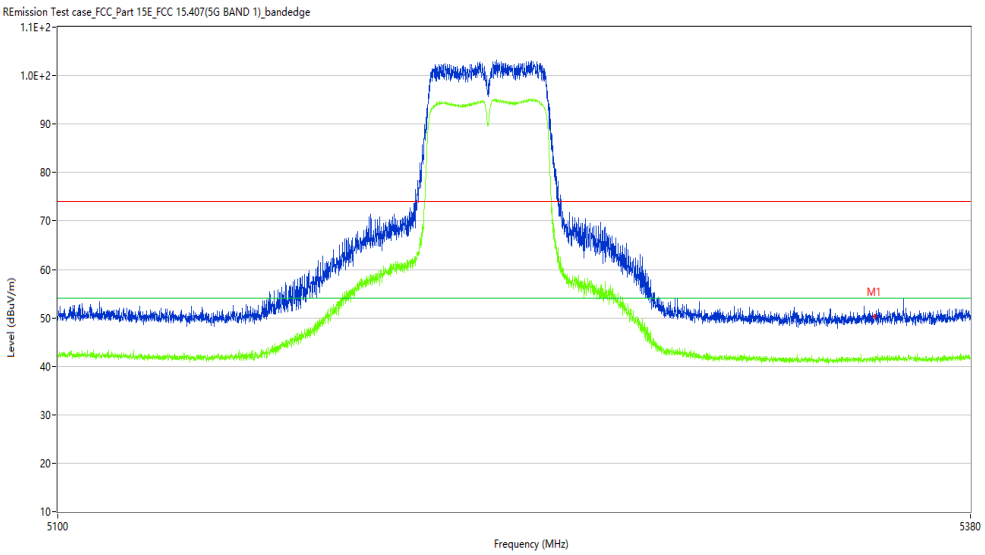

No.	Frequency (MHz)	Results (dBuV/m)	Factor (dB/m)	Limit (dBuV/m)	Margin (dB)	Detector	Table (Degree)	Height (cm)	Antenna	Verdict
1	5350.000	50.37	-1.48	74.0	23.63	Peak	197.34	100	V	Pass
1**	5350.000	40.90	-1.48	54.0	13.10	AV	197.34	100	V	Pass

WIFI5GB1-Bandedge –AC80-Low channel-Horizontal-TX

Test result

Project Number: Certification

Test Time: 2024-11-05_10.02.08

EUT Name:	ALL IN ONE	Test Engineer:	CJY
Manufacturer:	N.A	Test Standard:	FCC
Model:	N.A	Work Addition:	TX
Temp.(oC):	25.1	Load:	Full load
Hum.:	47%RH	Remark:	DR-RF01-E24080045-02#01

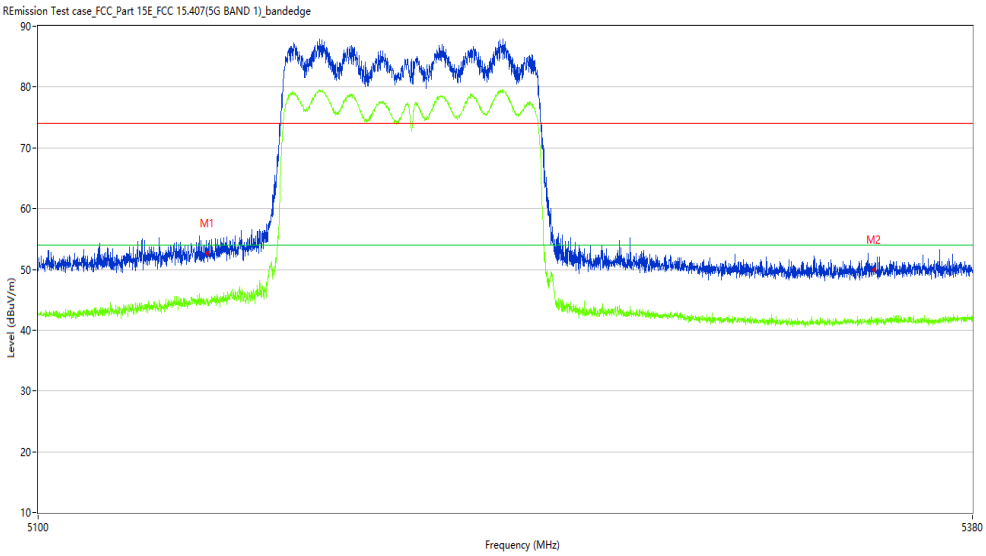

No.	Frequency (MHz)	Results (dBuV/m)	Factor (dB/m)	Limit (dBuV/m)	Margin (dB)	Detector	Table (Degree)	Height (cm)	Antenna	Verdict
1	5150.000	52.67	-0.38	74.0	21.33	Peak	278.12	100	H	Pass
1**	5150.000	44.53	-0.38	54.0	9.47	AV	278.12	100	H	Pass
2	5350.000	49.86	-1.48	74.0	24.14	Peak	127.31	100	H	Pass
2**	5350.000	41.36	-1.48	54.0	12.64	AV	127.31	100	H	Pass

WIFI5GB1-Bandedge –AC80-Low channel- Vertical-TX

Test result

Project Number: Certification

Test Time: 2024-11-04_18.14.40

EUT Name:	ALL IN ONE	Test Engineer:	CJY
Manufacturer:	N.A	Test Standard:	FCC
Model:	N.A	Work Addition:	TX
Temp.(oC):	24.8	Load:	Full load
Hum.:	53%RH	Remark:	DR-RF01-E24080045-02#01

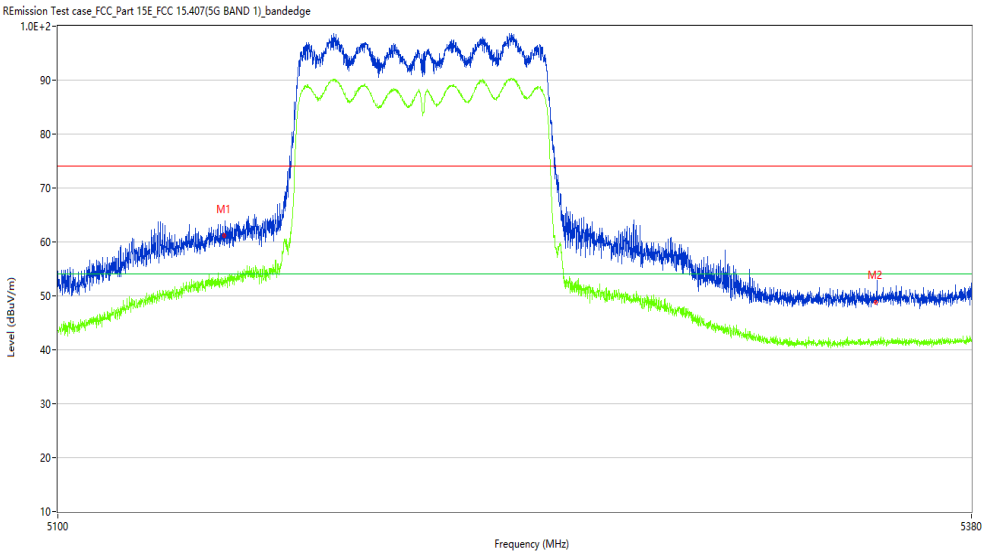

No.	Frequency (MHz)	Results (dBuV/m)	Factor (dB/m)	Limit (dBuV/m)	Margin (dB)	Detector	Table (Degree)	Height (cm)	Antenna	Verdict
1	5150.000	60.99	-0.38	74.0	13.01	Peak	268.59	100	V	Pass
1**	5150.000	52.96	-0.38	54.0	1.04	AV	268.59	100	V	Pass
2	5350.000	48.88	-1.48	74.0	25.12	Peak	89.55	100	V	Pass
2**	5350.000	41.07	-1.48	54.0	12.93	AV	89.55	100	V	Pass

WIFI5GB4-Bandedge -A-Low channel-Horizontal-TX

Test result

Project Number: Certification

Test Time: 2024-11-05_11.22.16

EUT Name:	ALL IN ONE	Test Engineer:	CJY
Manufacturer:	N.A	Test Standard:	FCC
Model:	N.A	Work Addition:	TX
Temp.(oC):	25.1	Load:	Full load
Hum.:	47%RH	Remark:	DR-RF01-E24080045-02#01

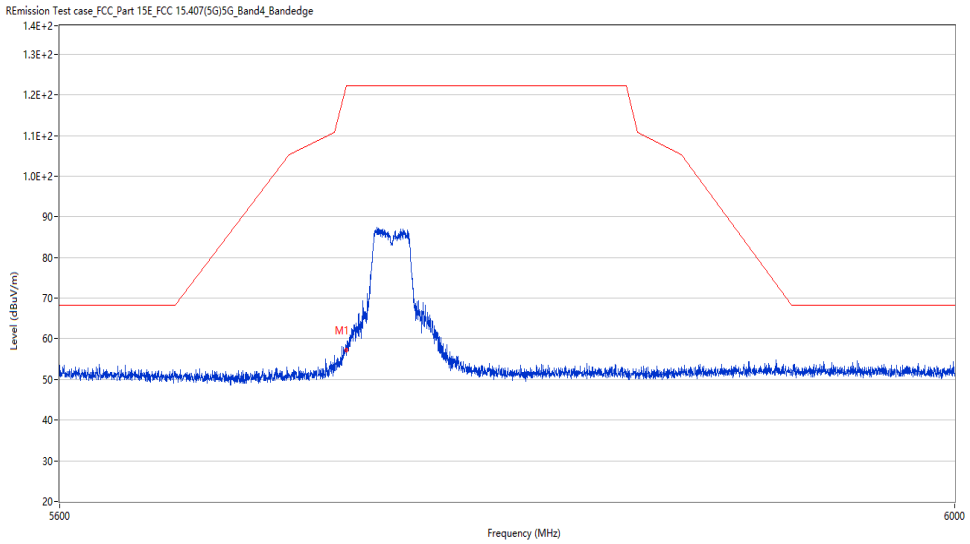

No.	Frequency (MHz)	Results (dBuV/m)	Factor (dB/m)	Limit (dBuV/m)	Margin (dB)	Detector	Table (Degree)	Height (cm)	Antenna	Verdict
1	5725.000	57.15	0.59	122.2	65.05	Peak	265.55	100	H	Pass

WIFI5GB4-Bandedge -A-Low channel- Vertical-TX

Test result

Project Number: Certification

Test Time: 2024-11-05_10.44.26

EUT Name:	ALL IN ONE	Test Engineer:	CJY
Manufacturer:	N.A	Test Standard:	FCC
Model:	N.A	Work Addition:	TX
Temp.(oC):	25.1	Load:	Full load
Hum.:	47%RH	Remark:	DR-RF01-E24080045-02#01

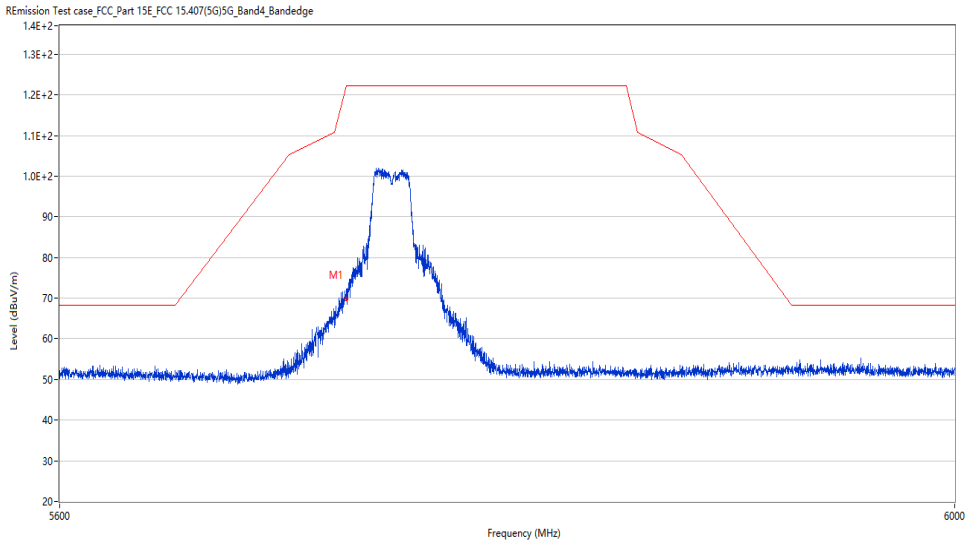

No.	Frequency (MHz)	Results (dBuV/m)	Factor (dB/m)	Limit (dBuV/m)	Margin (dB)	Detector	Table (Degree)	Height (cm)	Antenna	Verdict
1	5725.000	69.81	0.59	122.2	52.39	Peak	267.70	100	V	Pass

WIFI5GB4-Bandedge -A-High channel- Horizontal-TX

Test result

Project Number: Certification

Test Time: 2024-11-05_11.26.10

EUT Name:	ALL IN ONE	Test Engineer:	CJY
Manufacturer:	N.A	Test Standard:	FCC
Model:	N.A	Work Addition:	TX
Temp.(oC):	25.1	Load:	Full load
Hum.:	47%RH	Remark:	DR-RF01-E24080045-02#01

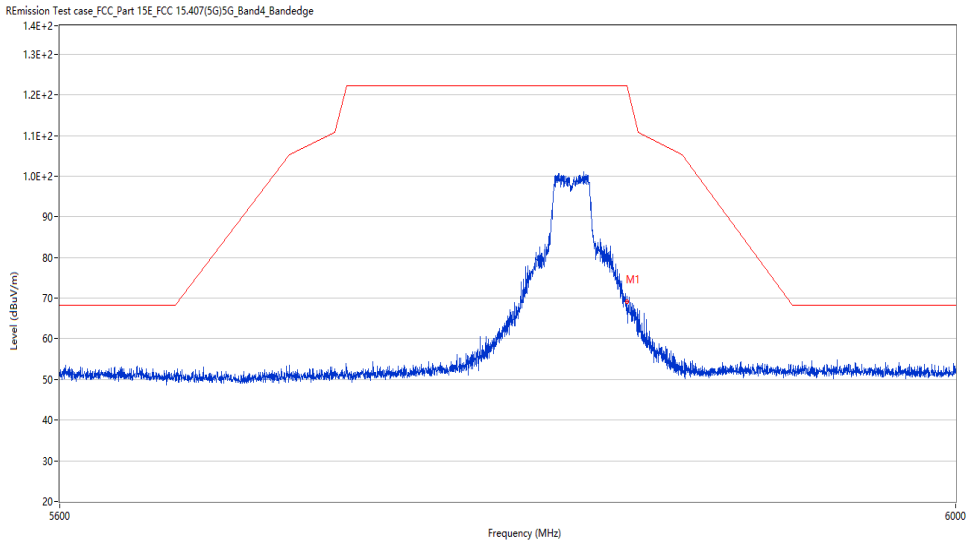

No.	Frequency (MHz)	Results (dBuV/m)	Factor (dB/m)	Limit (dBuV/m)	Margin (dB)	Detector	Table (Degree)	Height (cm)	Antenna	Verdict
1	5850.000	69.10	0.81	122.2	53.10	Peak	279.90	100	H	Pass

WIFI5GB4-Bandedge -A-High channel-Vertical-TX

Test result

Project Number: Certification

Test Time: 2024-11-05_10.51.18

EUT Name:	ALL IN ONE	Test Engineer:	CJY
Manufacturer:	N.A	Test Standard:	FCC
Model:	N.A	Work Addition:	TX
Temp.(oC):	25.1	Load:	Full load
Hum.:	47%RH	Remark:	DR-RF01-E24080045-02#01

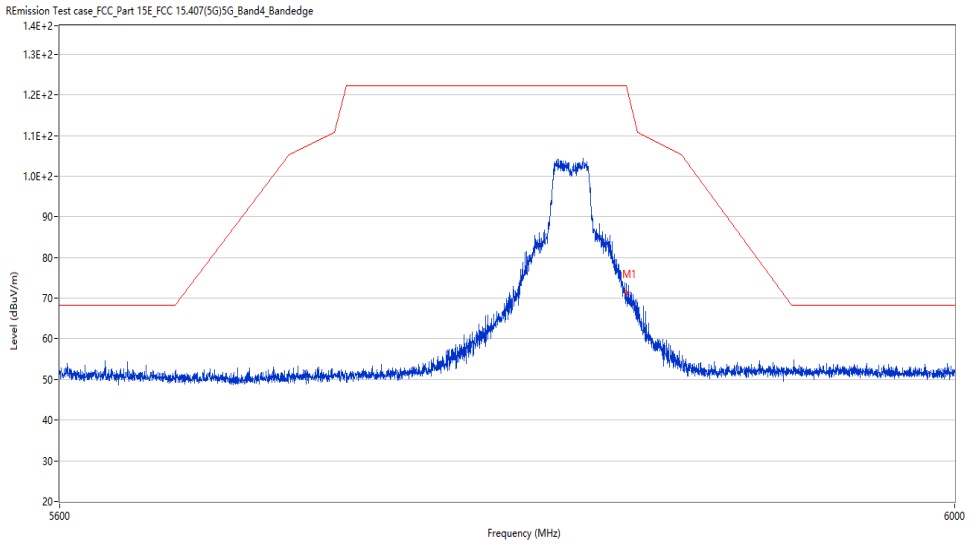

No.	Frequency (MHz)	Results (dBuV/m)	Factor (dB/m)	Limit (dBuV/m)	Margin (dB)	Detector	Table (Degree)	Height (cm)	Antenna	Verdict
1	5850.000	71.26	0.81	122.2	50.94	Peak	289.60	100	V	Pass

WIFI5GB4-Bandedge –N20-Low channel-Horizontal-TX

Test result

Project Number: Certification

Test Time: 2024-11-05_11.36.13

EUT Name:	ALL IN ONE	Test Engineer:	CJY
Manufacturer:	N.A	Test Standard:	FCC
Model:	N.A	Work Addition:	TX
Temp.(oC):	25.1	Load:	Full load
Hum.:	47%RH	Remark:	DR-RF01-E24080045-02#01

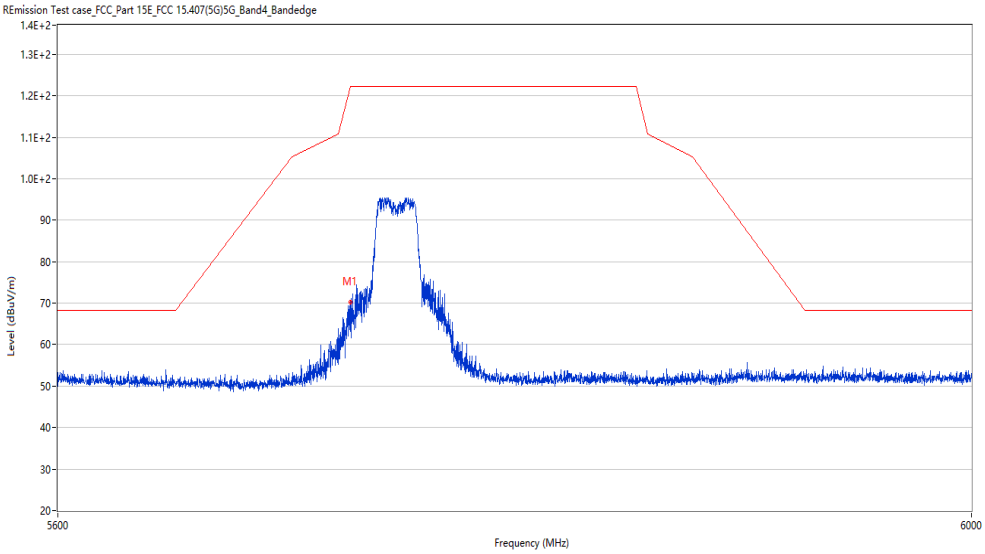

No.	Frequency (MHz)	Results (dBuV/m)	Factor (dB/m)	Limit (dBuV/m)	Margin (dB)	Detector	Table (Degree)	Height (cm)	Antenna	Verdict
1	5725.000	70.24	0.59	122.2	51.96	Peak	190.30	100	H	Pass

WIFI5GB4-Bandedge –N20-Low channel- Vertical-TX

Test result

Project Number: Certification

Test Time: 2024-11-05_15.27.39

EUT Name:	ALL IN ONE	Test Engineer:	CJY
Manufacturer:	N.A	Test Standard:	FCC
Model:	N.A	Work Addition:	TX
Temp.(oC):	25.1	Load:	Full load
Hum.:	47%RH	Remark:	DR-RF01-E24080045-02#01

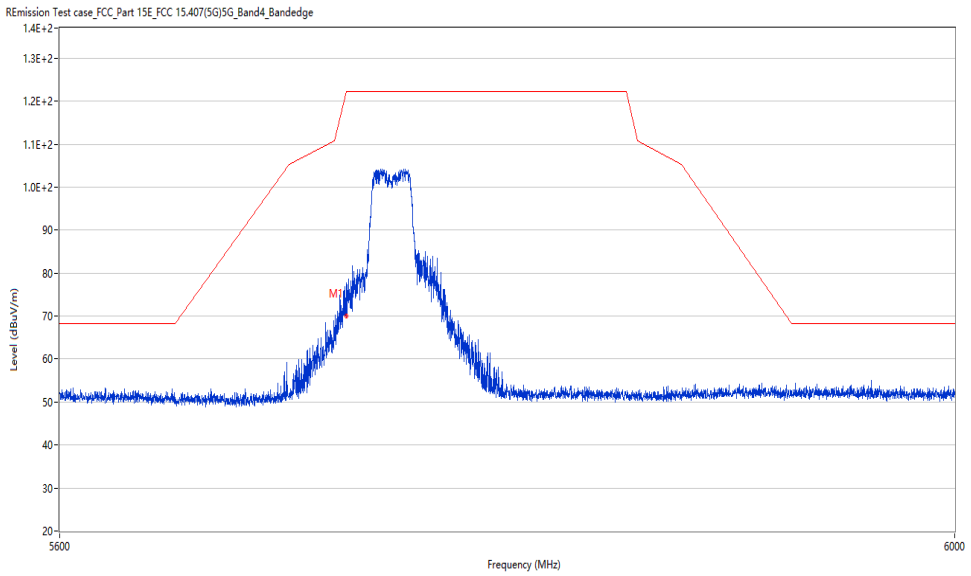

No.	Frequency (MHz)	Results (dBuV/m)	Factor (dB/m)	Limit (dBuV/m)	Margin (dB)	Detector	Table (Degree)	Height (cm)	Antenna	Verdict
1	5725.000	70.05	0.59	122.2	52.15	Peak	202.80	100	V	Pass

WIFI5GB4-Bandedge –N20-High channel- Horizontal-TX

Test result

Project Number: Certification

Test Time: 2024-11-05_13.17.04

EUT Name:	ALL IN ONE	Test Engineer:	CJY
Manufacturer:	N.A	Test Standard:	FCC
Model:	N.A	Work Addition:	TX
Temp.(oC):	25.1	Load:	Full load
Hum.:	47%RH	Remark:	DR-RF01-E24080045-02#01

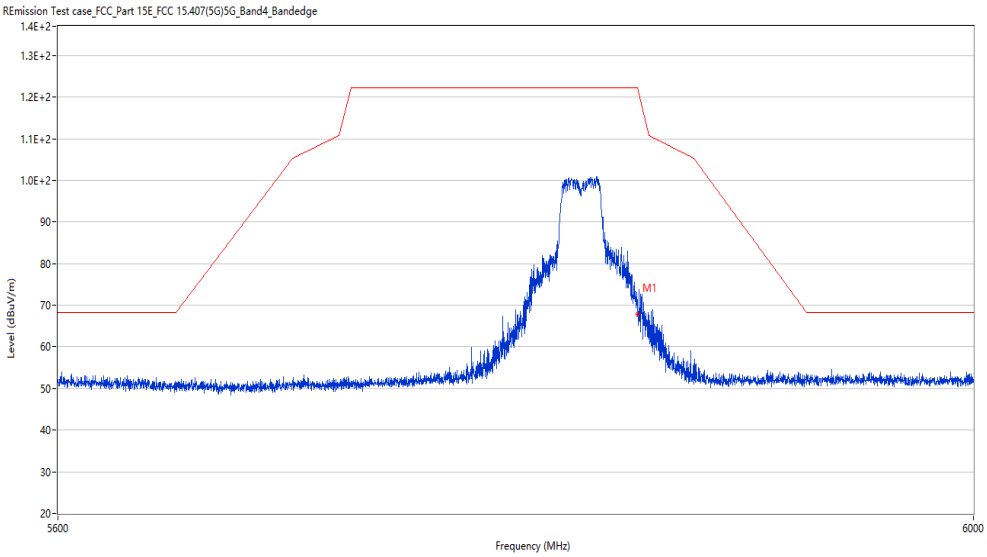

No.	Frequency (MHz)	Results (dBuV/m)	Factor (dB/m)	Limit (dBuV/m)	Margin (dB)	Detector	Table (Degree)	Height (cm)	Antenna	Verdict
1	5850.000	67.83	0.81	122.2	54.37	Peak	222.00	100	H	Pass

WIFI5GB4-Bandedge –N20-High channel-Vertical-TX

Test result

Project Number: Certification

Test Time: 2024-11-05_15.20.17

EUT Name:	ALL IN ONE	Test Engineer:	CJY
Manufacturer:	N.A	Test Standard:	FCC
Model:	N.A	Work Addition:	TX
Temp.(oC):	25.1	Load:	Full load
Hum.:	47%RH	Remark:	DR-RF01-E24080045-02#01

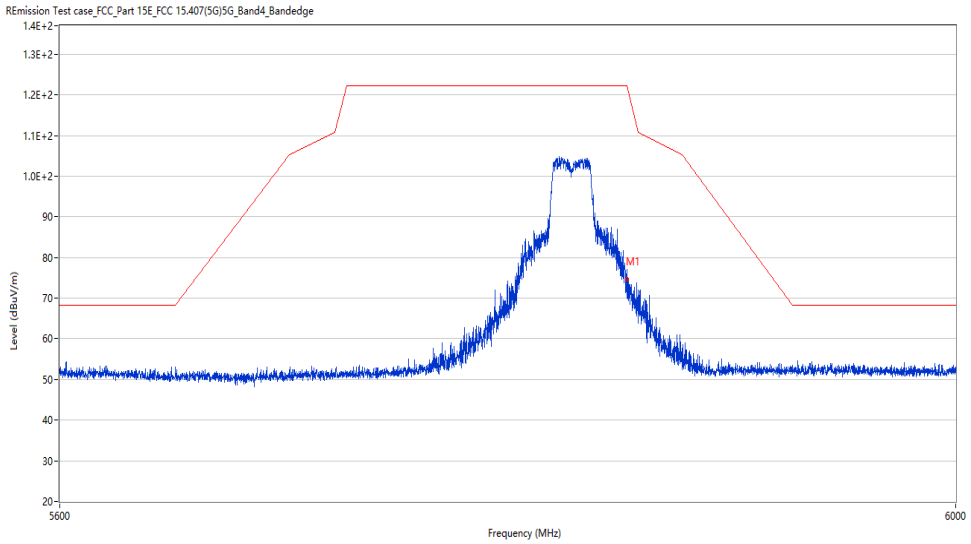

No.	Frequency (MHz)	Results (dBuV/m)	Factor (dB/m)	Limit (dBuV/m)	Margin (dB)	Detector	Table (Degree)	Height (cm)	Antenna	Verdict
1	5850.000	74.65	0.81	122.2	47.55	Peak	302.60	100	V	Pass

WIFI5GB4-Bandedge –N40-Low channel-Horizontal-TX

Test result

Project Number: Certification

Test Time: 2024-11-05_17.07.39

EUT Name:	ALL IN ONE	Test Engineer:	CJY
Manufacturer:	N.A	Test Standard:	FCC
Model:	N.A	Work Addition:	TX
Temp.(oC):	25.1	Load:	Full load
Hum.:	47%RH	Remark:	DR-RF01-E24080045-02#01

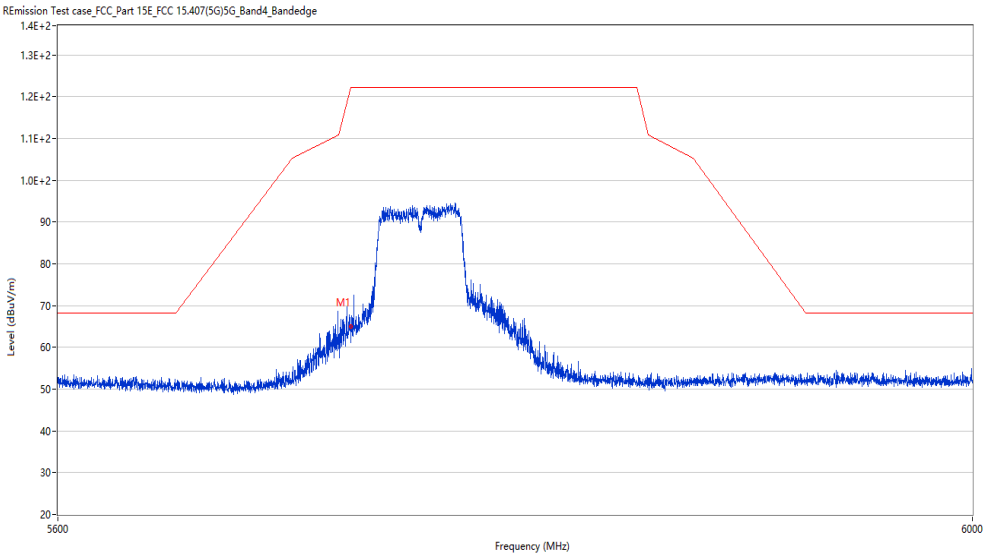

No.	Frequency (MHz)	Results (dBuV/m)	Factor (dB/m)	Limit (dBuV/m)	Margin (dB)	Detector	Table (Degree)	Height (cm)	Antenna	Verdict
1	5725.000	65.10	0.59	122.2	57.10	Peak	192.80	100	H	Pass

WIFI5GB4-Bandedge –N40-Low channel- Vertical-TX

Test result

Project Number: Certification

Test Time: 2024-11-05_15.48.23

EUT Name:	ALL IN ONE	Test Engineer:	CJY
Manufacturer:	N.A	Test Standard:	FCC
Model:	N.A	Work Addition:	TX
Temp.(oC):	25.1	Load:	Full load
Hum.:	47%RH	Remark:	DR-RF01-E24080045-02#01

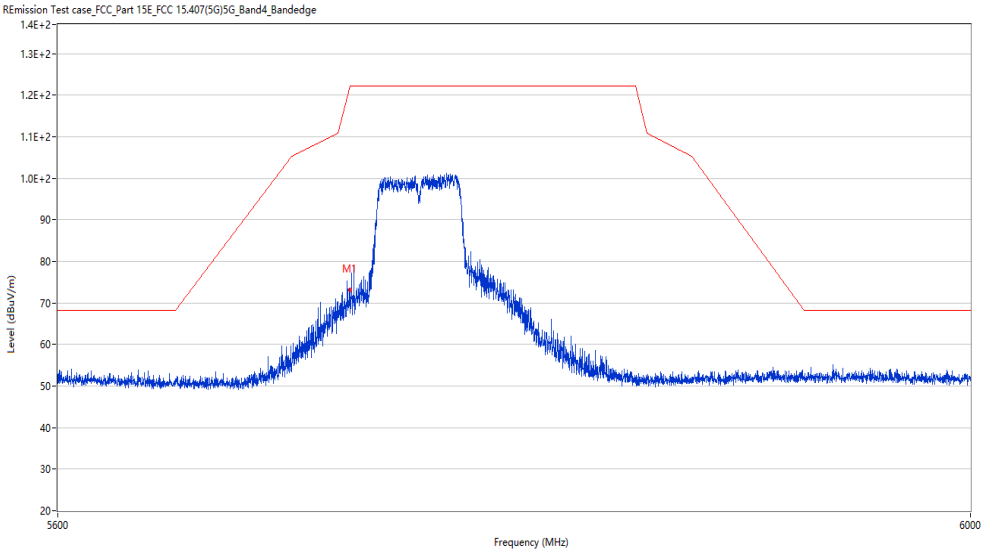

No.	Frequency (MHz)	Results (dBuV/m)	Factor (dB/m)	Limit (dBuV/m)	Margin (dB)	Detector	Table (Degree)	Height (cm)	Antenna	Verdict
1	5725.000	73.20	0.59	122.2	49.00	Peak	253.00	100	V	Pass

WIFI5GB4-Bandedge –N40-High channel- Horizontal-TX

Test result

Project Number: Certification

Test Time: 2024-11-05_17.11.02

EUT Name:	ALL IN ONE	Test Engineer:	CJY
Manufacturer:	N.A	Test Standard:	FCC
Model:	N.A	Work Addition:	TX
Temp.(oC):	25.1	Load:	Full load
Hum.:	47%RH	Remark:	DR-RF01-E24080045-02#01

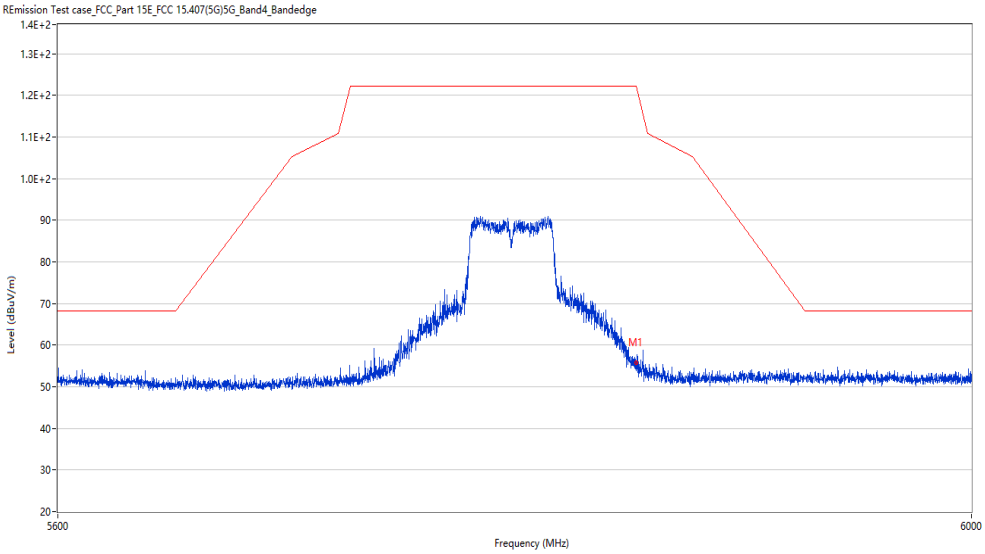

No.	Frequency (MHz)	Results (dBuV/m)	Factor (dB/m)	Limit (dBuV/m)	Margin (dB)	Detector	Table (Degree)	Height (cm)	Antenna	Verdict
1	5850.000	55.73	0.81	122.2	66.47	Peak	161.40	100	H	Pass

WIFI5GB4-Bandedge –N40-High channel-Vertical-TX

Test result

Project Number: Certification

Test Time: 2024-11-05_15.57.21

EUT Name:	ALL IN ONE	Test Engineer:	CJY
Manufacturer:	N.A	Test Standard:	FCC
Model:	N.A	Work Addition:	TX
Temp.(oC):	25.1	Load:	Full load
Hum.:	47%RH	Remark:	DR-RF01-E24080045-02#01

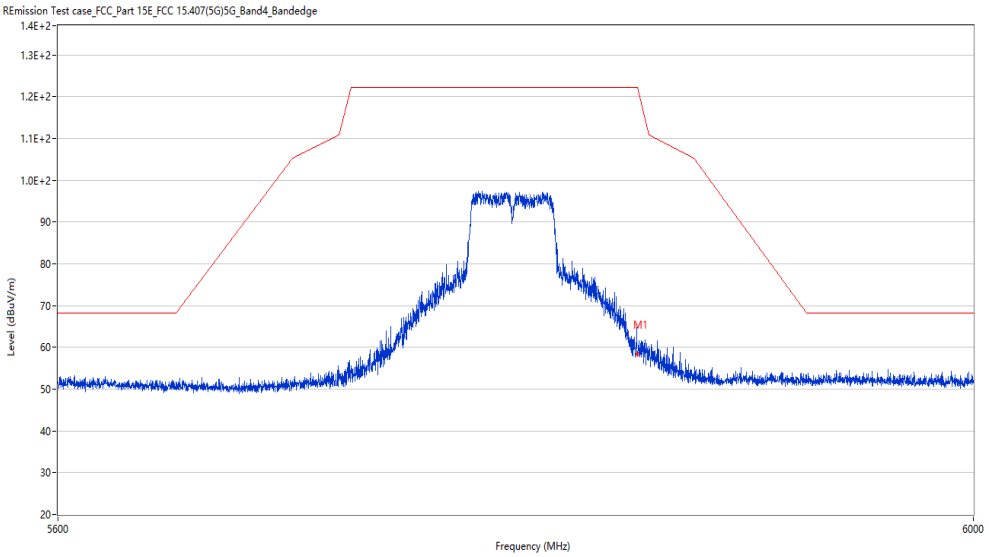

No.	Frequency (MHz)	Results (dBuV/m)	Factor (dB/m)	Limit (dBuV/m)	Margin (dB)	Detector	Table (Degree)	Height (cm)	Antenna	Verdict
1	5850.000	58.34	0.81	122.2	63.86	Peak	167.10	100	V	Pass

WIFI5GB4-Bandedge –AC20-Low channel-Horizontal-TX

Test result

Project Number: Certification

Test Time: 2024-11-05_11.38.28

EUT Name:	ALL IN ONE	Test Engineer:	CJY
Manufacturer:	N.A	Test Standard:	FCC
Model:	N.A	Work Addition:	TX
Temp.(oC):	25.1	Load:	Full load
Hum.:	47%RH	Remark:	DR-RF01-E24080045-02#01

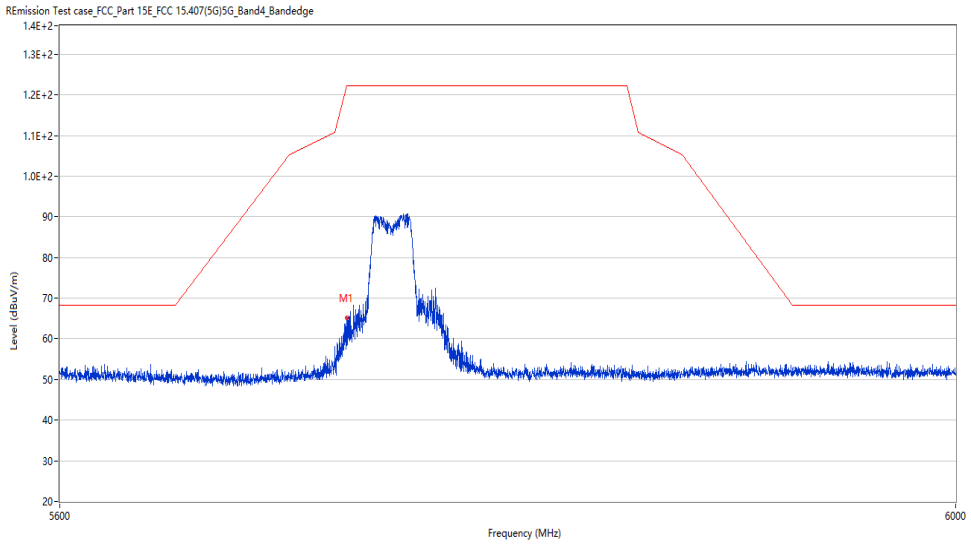

No.	Frequency (MHz)	Results (dBuV/m)	Factor (dB/m)	Limit (dBuV/m)	Margin (dB)	Detector	Table (Degree)	Height (cm)	Antenna	Verdict
1	5725.000	65.07	0.59	122.2	57.13	Peak	269.80	100	H	Pass

WIFI5GB4-Bandedge –AC20-Low channel- Vertical-TX

Test result

Project Number: Certification

Test Time: 2024-11-05_15.25.24

EUT Name:	ALL IN ONE	Test Engineer:	CJY
Manufacturer:	N.A	Test Standard:	FCC
Model:	N.A	Work Addition:	TX
Temp.(oC):	25.1	Load:	Full load
Hum.:	47%RH	Remark:	DR-RF01-E24080045-02#01

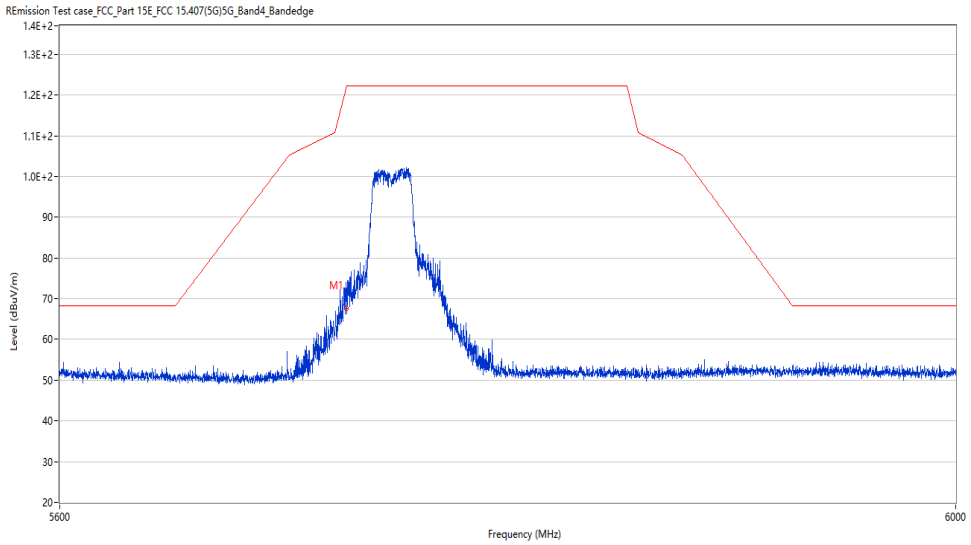

No.	Frequency (MHz)	Results (dBuV/m)	Factor (dB/m)	Limit (dBuV/m)	Margin (dB)	Detector	Table (Degree)	Height (cm)	Antenna	Verdict
1	5725.000	67.57	0.59	122.2	54.63	Peak	313.56	100	V	Pass

WIFI5GB4-Bandedge –AC20-High channel- Horizontal-TX

Test result

Project Number: Certification

Test Time: 2024-11-05_13.08.42

EUT Name:	ALL IN ONE	Test Engineer:	CJY
Manufacturer:	N.A	Test Standard:	FCC
Model:	N.A	Work Addition:	TX
Temp.(oC):	25.1	Load:	Full load
Hum.:	47%RH	Remark:	DR-RF01-E24080045-02#01

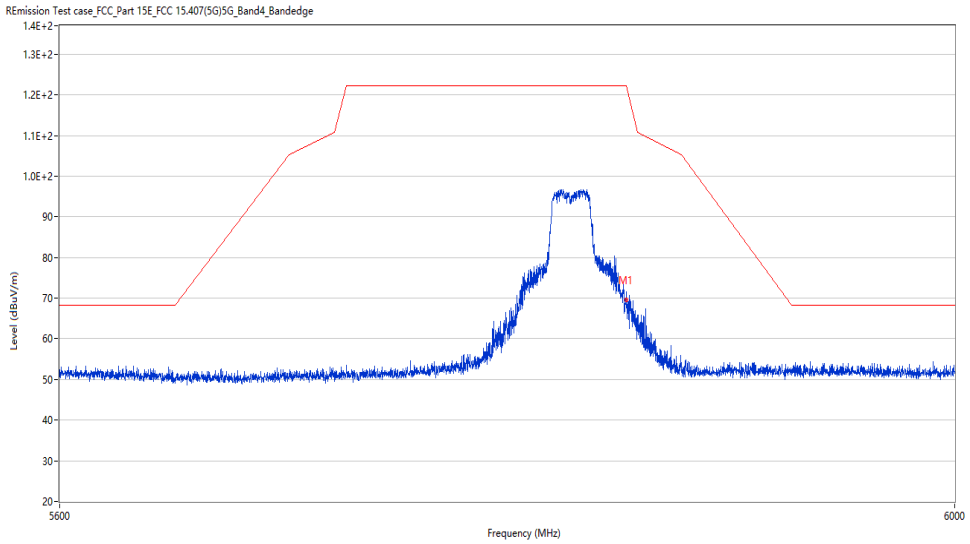

No.	Frequency (MHz)	Results (dBuV/m)	Factor (dB/m)	Limit (dBuV/m)	Margin (dB)	Detector	Table (Degree)	Height (cm)	Antenna	Verdict
1	5850.000	69.52	0.81	122.2	52.68	Peak	305.20	100	H	Pass

WIFI5GB4-Bandedge –AC20-High channel-Vertical-TX

Test result

Project Number: Certification

Test Time: 2024-11-05_15.22.48

EUT Name:	ALL IN ONE	Test Engineer:	CJY
Manufacturer:	N.A	Test Standard:	FCC
Model:	N.A	Work Addition:	TX
Temp.(oC):	25.1	Load:	Full load
Hum.:	47%RH	Remark:	DR-RF01-E24080045-02#01

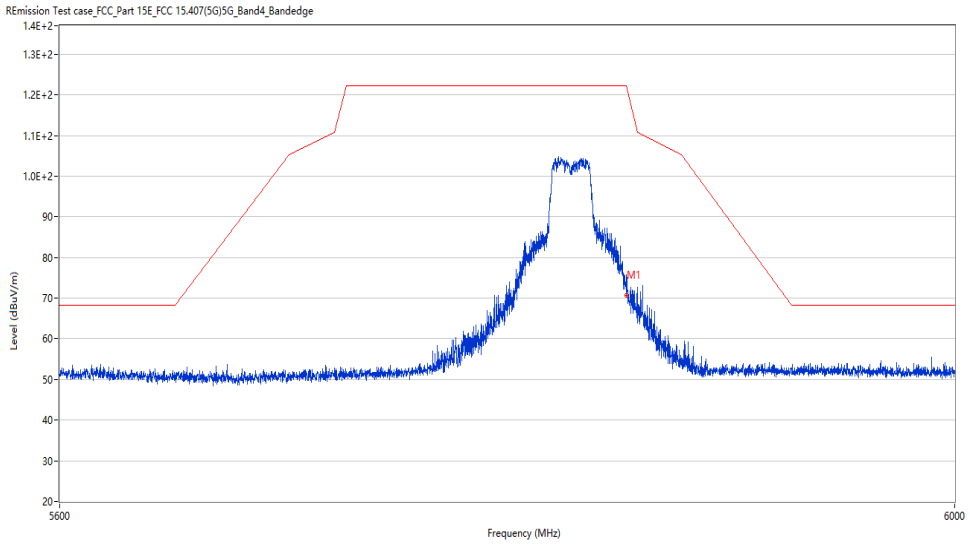

No.	Frequency (MHz)	Results (dBuV/m)	Factor (dB/m)	Limit (dBuV/m)	Margin (dB)	Detector	Table (Degree)	Height (cm)	Antenna	Verdict
1	5850.000	70.71	0.81	122.2	51.49	Peak	175.80	100	V	Pass

WIFI5GB4-Bandedge –AC40-Low channel-Horizontal-TX

Test result

Project Number: Certification

Test Time: 2024-11-05_17.03.23

EUT Name:	ALL IN ONE	Test Engineer:	CJY
Manufacturer:	N.A	Test Standard:	FCC
Model:	N.A	Work Addition:	TX
Temp.(oC):	25.1	Load:	Full load
Hum.:	47%RH	Remark:	DR-RF01-E24080045-02#01

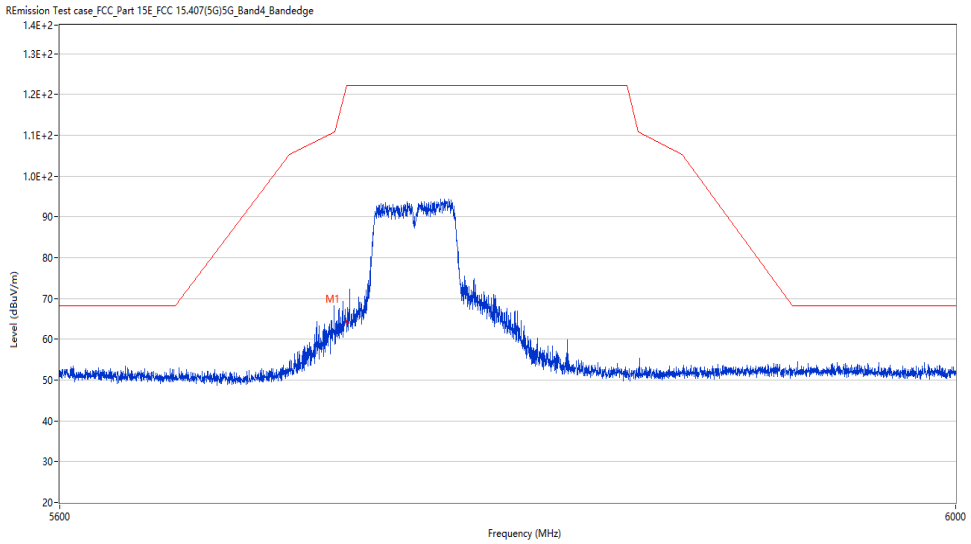

No.	Frequency (MHz)	Results (dBuV/m)	Factor (dB/m)	Limit (dBuV/m)	Margin (dB)	Detector	Table (Degree)	Height (cm)	Antenna	Verdict
1	5725.000	64.06	0.59	122.2	58.14	Peak	264.60	100	H	Pass

WIFI5GB4-Bandedge –AC40-Low channel- Vertical-TX

Test result

Project Number: Certification

Test Time: 2024-11-05_15.51.11

EUT Name:	ALL IN ONE	Test Engineer:	CJY
Manufacturer:	N.A	Test Standard:	FCC
Model:	N.A	Work Addition:	TX
Temp.(oC):	25.1	Load:	Full load
Hum.:	47%RH	Remark:	DR-RF01-E24080045-02#01

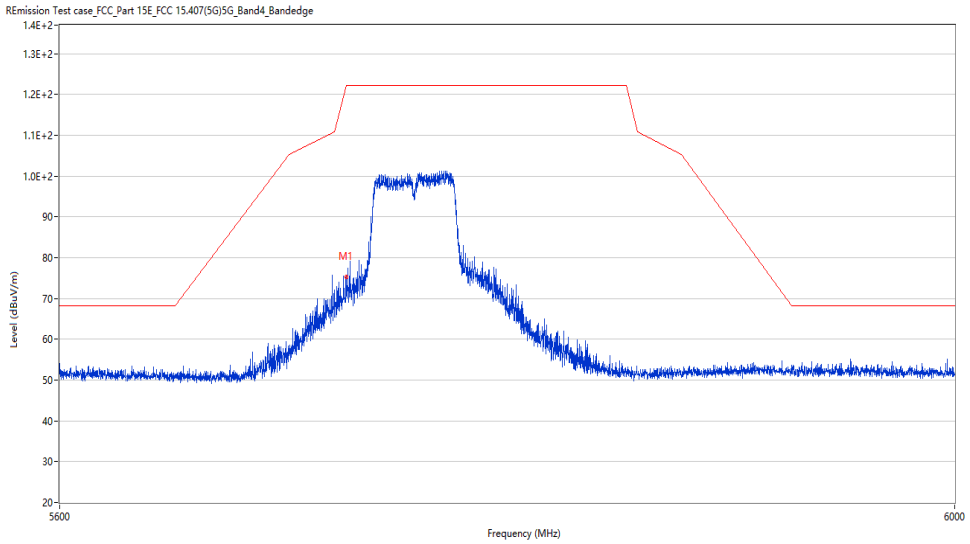

No.	Frequency (MHz)	Results (dBuV/m)	Factor (dB/m)	Limit (dBuV/m)	Margin (dB)	Detector	Table (Degree)	Height (cm)	Antenna	Verdict
1	5725.000	75.38	0.59	122.2	46.82	Peak	299.40	100	V	Pass

WIFI5GB4-Bandedge –AC40-High channel- Horizontal-TX

Test result

Project Number: Certification

Test Time: 2024-11-05_17.00.45

EUT Name:	ALL IN ONE	Test Engineer:	CJY
Manufacturer:	N.A	Test Standard:	FCC
Model:	N.A	Work Addition:	TX
Temp.(oC):	25.1	Load:	Full load
Hum.:	47%RH	Remark:	DR-RF01-E24080045-02#01

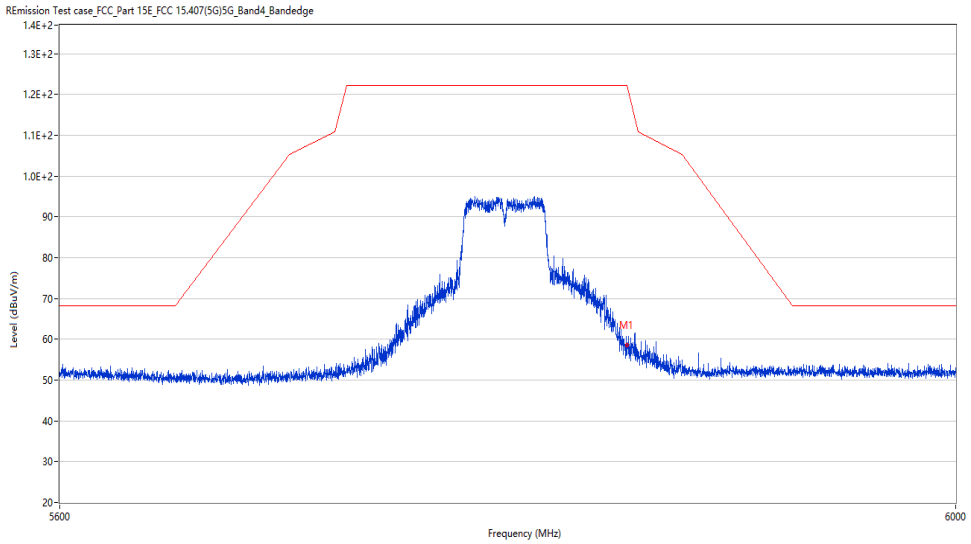

No.	Frequency (MHz)	Results (dBuV/m)	Factor (dB/m)	Limit (dBuV/m)	Margin (dB)	Detector	Table (Degree)	Height (cm)	Antenna	Verdict
1	5850.000	58.60	0.81	122.2	63.60	Peak	198.70	100	H	Pass

WIFI5GB4-Bandedge –AC40-High channel-Vertical-TX

Test result

Project Number: Certification

Test Time: 2024-11-05_15.52.59

EUT Name:	ALL IN ONE	Test Engineer:	CJY
Manufacturer:	N.A	Test Standard:	FCC
Model:	N.A	Work Addition:	TX
Temp.(oC):	25.1	Load:	Full load
Hum.:	47%RH	Remark:	DR-RF01-E24080045-02#01

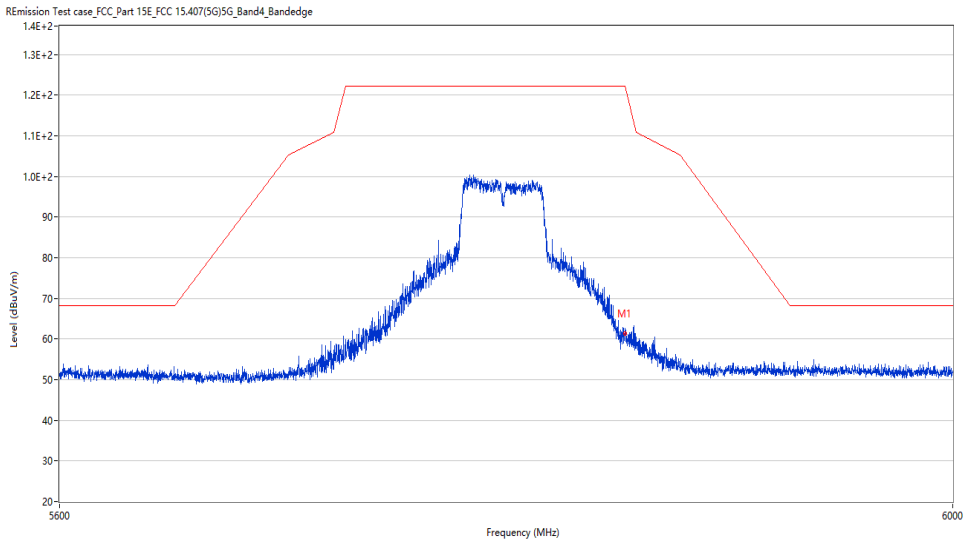

No.	Frequency (MHz)	Results (dBuV/m)	Factor (dB/m)	Limit (dBuV/m)	Margin (dB)	Detector	Table (Degree)	Height (cm)	Antenna	Verdict
1	5850.000	61.27	0.81	122.2	60.93	Peak	120.39	100	V	Pass

WIFI5GB4-Bandedge –AC80-Low channel-Horizontal-TX

Test result

Project Number: Certification

Test Time: 2024-11-05_10.11.32

EUT Name:	ALL IN ONE	Test Engineer:	CJY
Manufacturer:	N.A	Test Standard:	FCC
Model:	N.A	Work Addition:	TX
Temp.(oC):	25.1	Load:	Full load
Hum.:	47%RH	Remark:	DR-RF01-E24080045-02#01

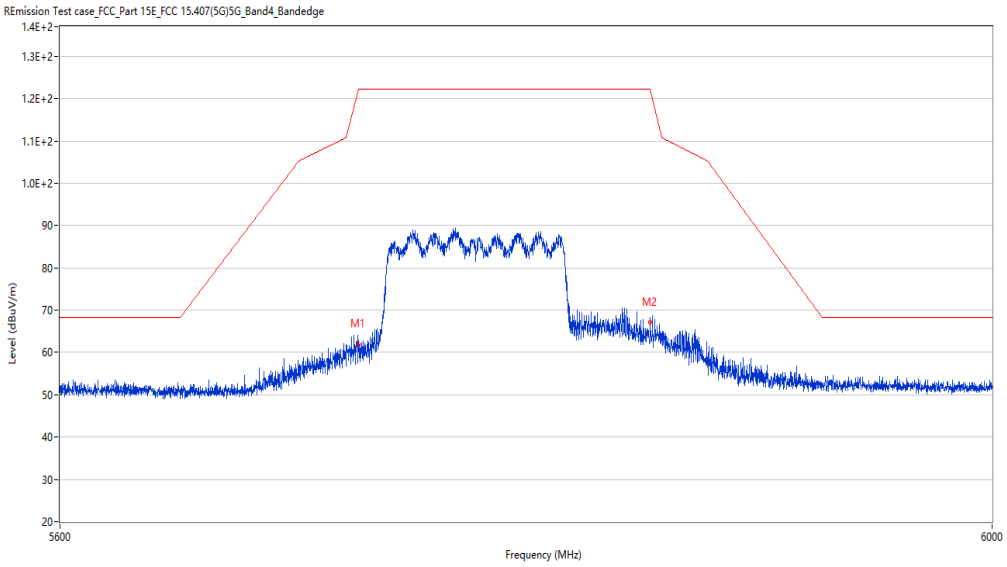

No.	Frequency (MHz)	Results (dBuV/m)	Factor (dB/m)	Limit (dBuV/m)	Margin (dB)	Detector	Table (Degree)	Height (cm)	Antenna	Verdict
1	5725.000	61.89	0.59	122.2	60.31	Peak	255.00	100	H	Pass
2	5850.000	67.07	0.81	122.2	55.13	Peak	255.00	100	H	Pass

WIFI5GB4-Bandedge –AC80-Low channel- Vertical-TX

Test result

Project Number: Certification

Test Time: 2024-11-05_10.38.52

EUT Name:	ALL IN ONE	Test Engineer:	CJY
Manufacturer:	N.A	Test Standard:	FCC
Model:	N.A	Work Addition:	TX
Temp.(oC):	25.1	Load:	Full load
Hum.:	47%RH	Remark:	DR-RF01-E24080045-02#01

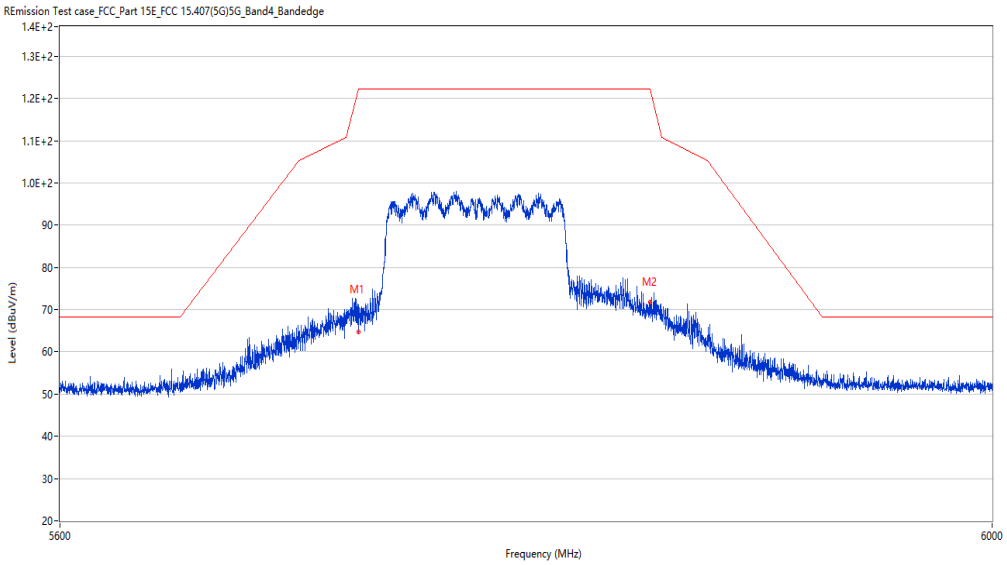

No.	Frequency (MHz)	Results (dBuV/m)	Factor (dB/m)	Limit (dBuV/m)	Margin (dB)	Detector	Table (Degree)	Height (cm)	Antenna	Verdict
1	5725.000	64.67	0.59	122.2	57.53	Peak	187.50	100	V	Pass
2	5850.000	71.73	0.81	122.2	50.47	Peak	187.50	100	V	Pass