Case No. : CTA24051100204	
Ambient Condition: 22 ℃, 53 %RH	
According Standard: ■Part15E	
Test Date: 2024.4.8	**Test Engineer:** Evan ouyang

Appendix D.1: Emission Bandwidth

Test Result

TestMode	Antenna	Freq(MHz)	26db EBW [MHz]	FL[MHz]	FH[MHz]	Limit[MHz]	Verdict
11A	Ant0	5180	29.520	5167.280	5196.800	---	---
		5200	34.800	5183.040	5217.840	---	---
		5240	37.320	5220.520	5257.840	---	---
11N20SISO	Ant0	5180	39.040	5160.240	5199.280	---	---
		5200	36.160	5182.280	5218.440	---	---
		5240	33.920	5222.640	5256.560	---	---
11N40SISO	Ant0	5190	59.440	5162.560	5222.000	---	---
		5230	76.160	5191.040	5267.200	---	---
11AC20SISO	Ant0	5180	34.120	5162.520	5196.640	---	---
		5200	36.360	5182.680	5219.040	---	---
		5240	34.560	5223.640	5258.200	---	---
11AC40SISO	Ant0	5190	65.680	5160.720	5226.400	---	---
		5230	73.440	5193.840	5267.280	---	---
11AC80SISO	Ant0	5210	130.880	5153.520	5284.400	---	---

Test Graphs

11A_Ant0_5180

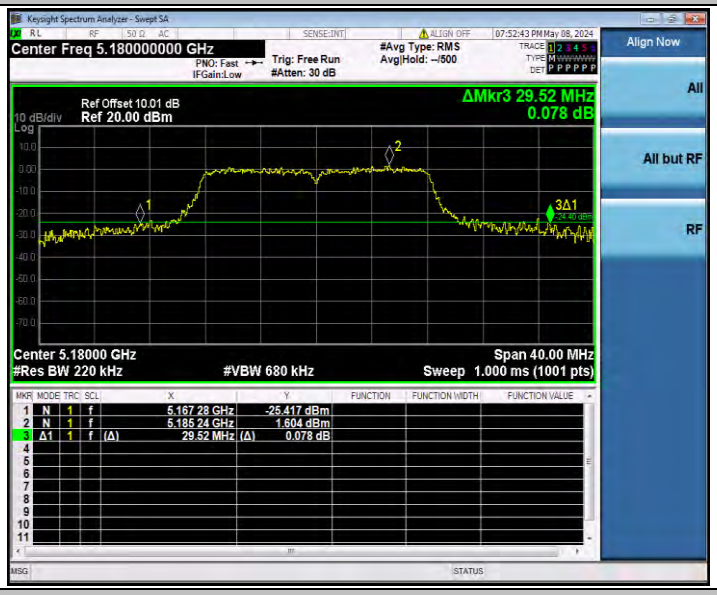

11A_Ant0_5200

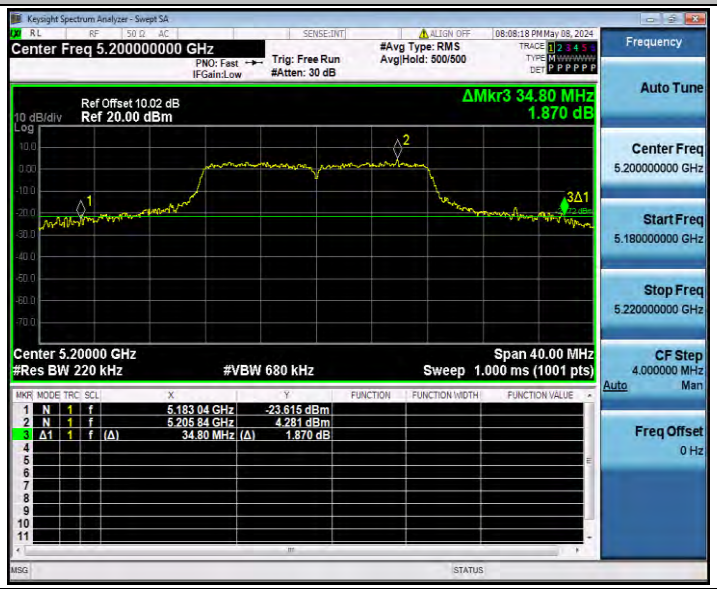

11A_Ant0_5240

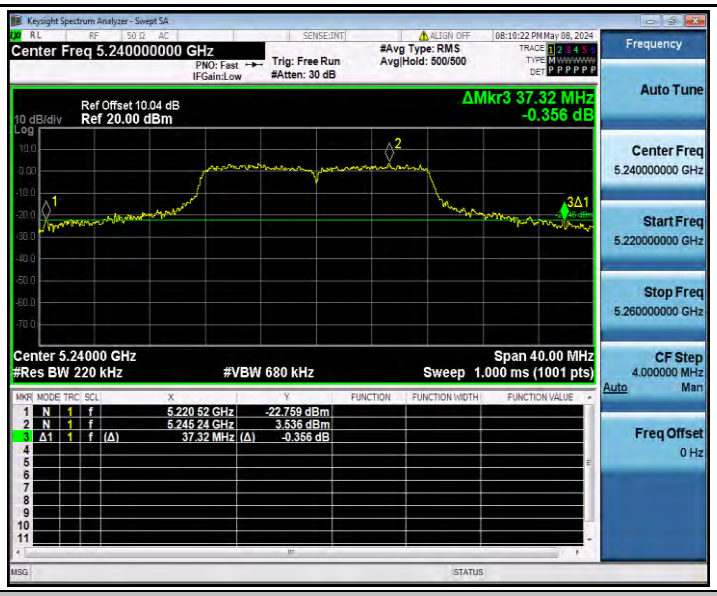

11N20SISO_Ant0_5180

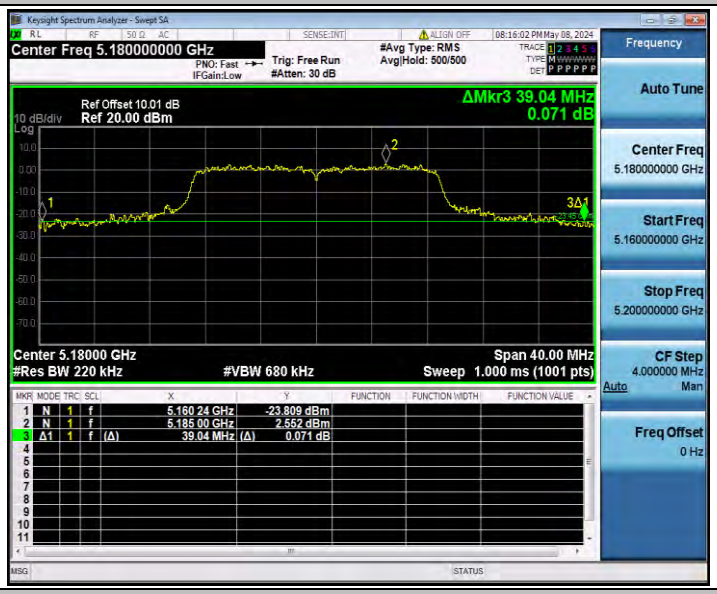

11N20SISO_Ant0_5200

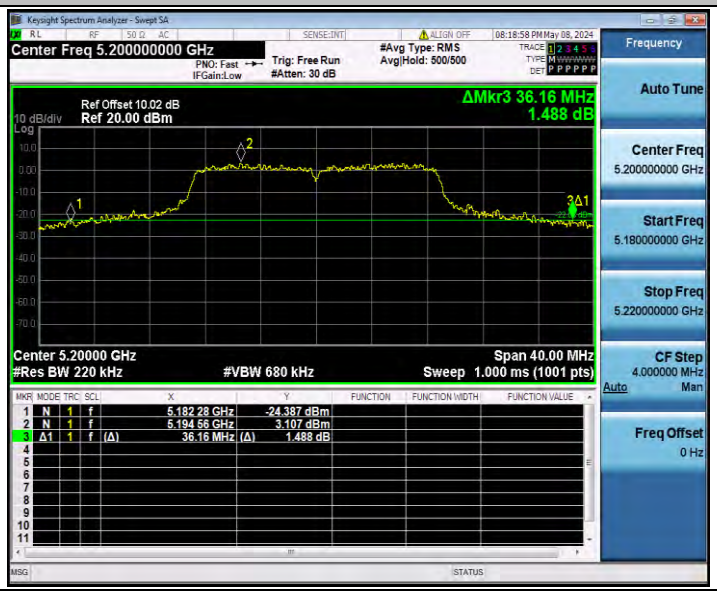

11N20SISO_Ant0_5240
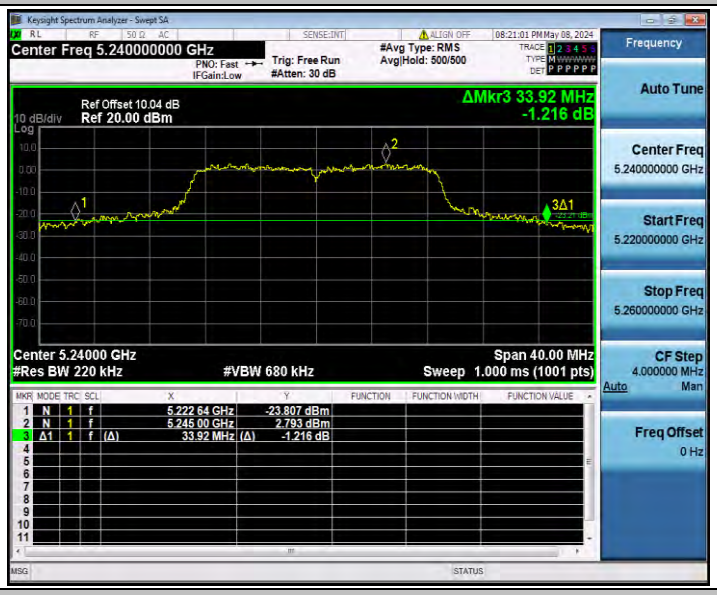
11N40SISO_Ant0_5190
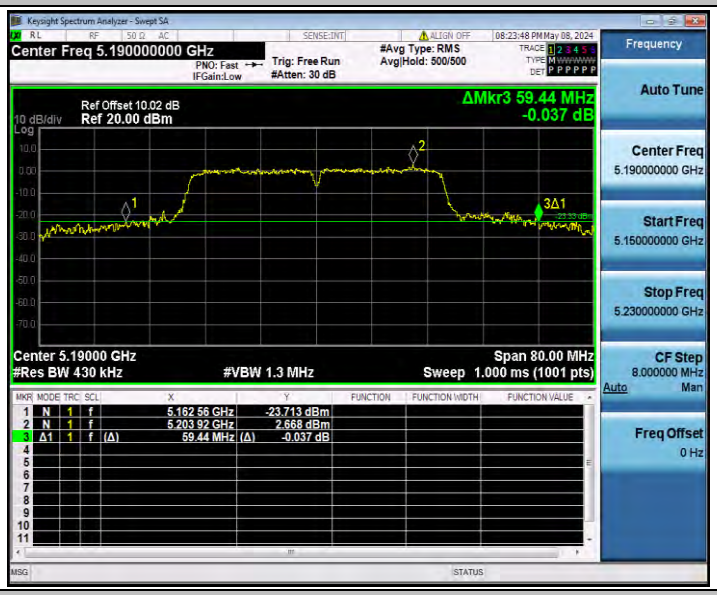
11N40SISO_Ant0_5230

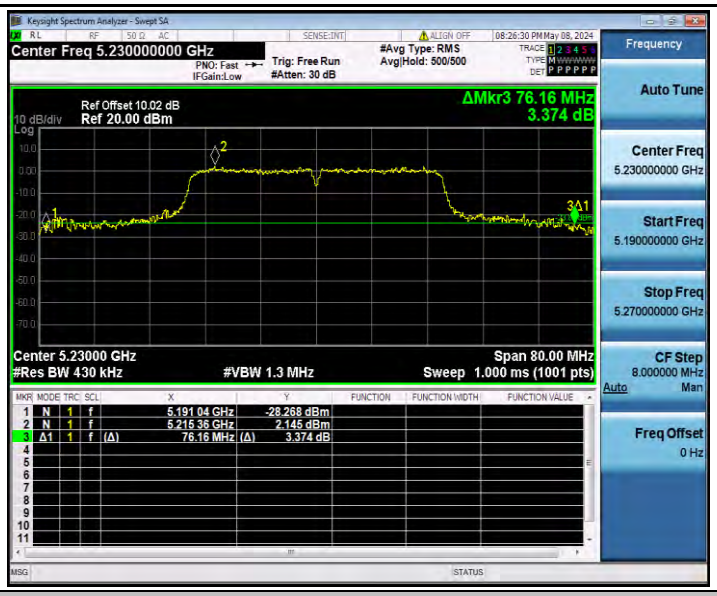

11AC20SISO_Ant0_5180

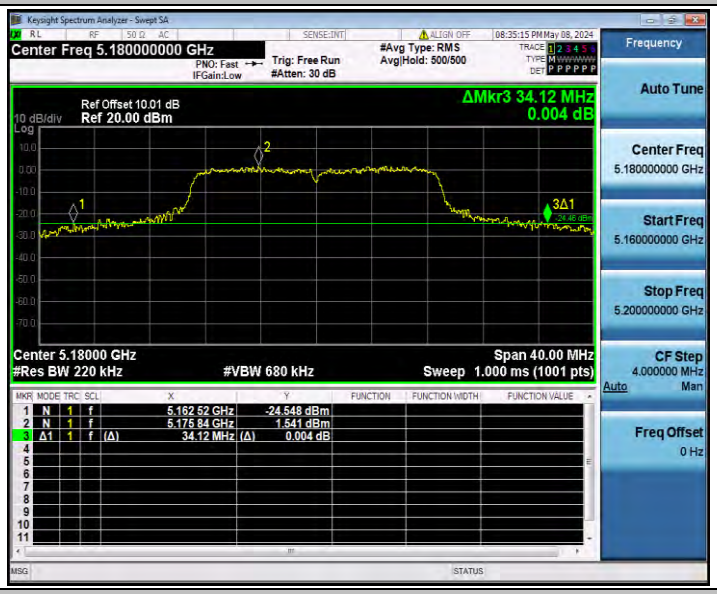

11AC20SISO_Ant0_5200

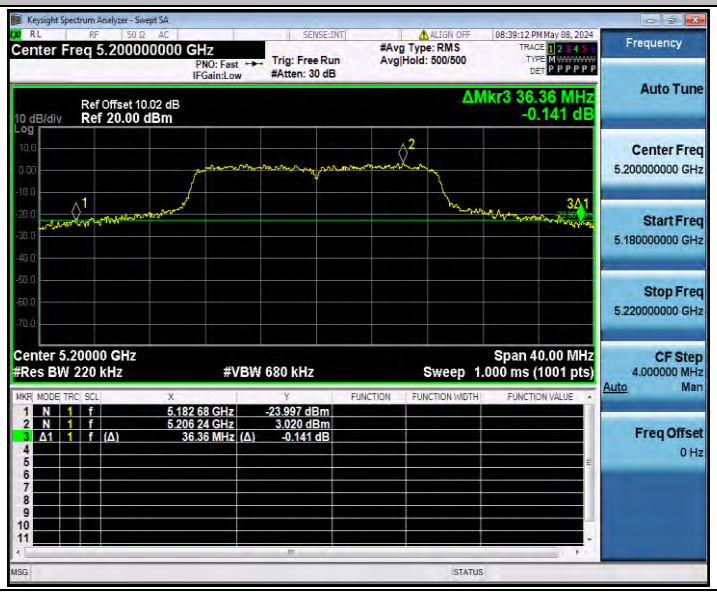

11AC20SISO_Ant0_5240
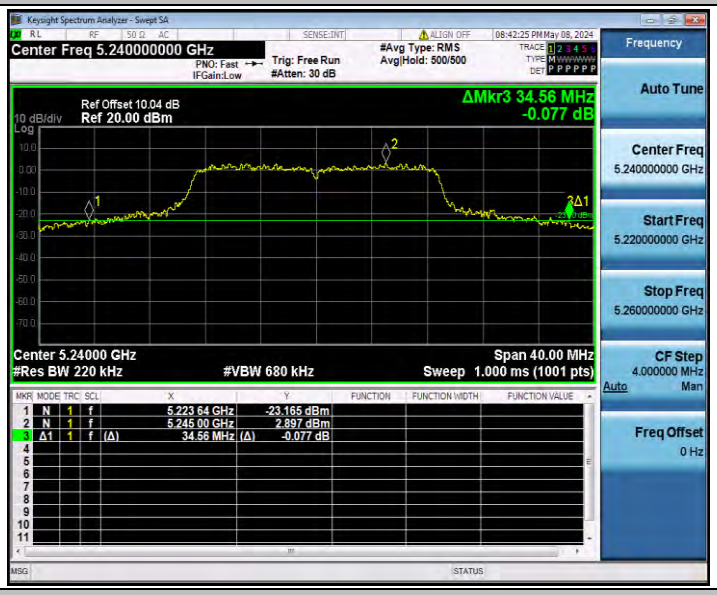

11AC40SISO_Ant0_5190
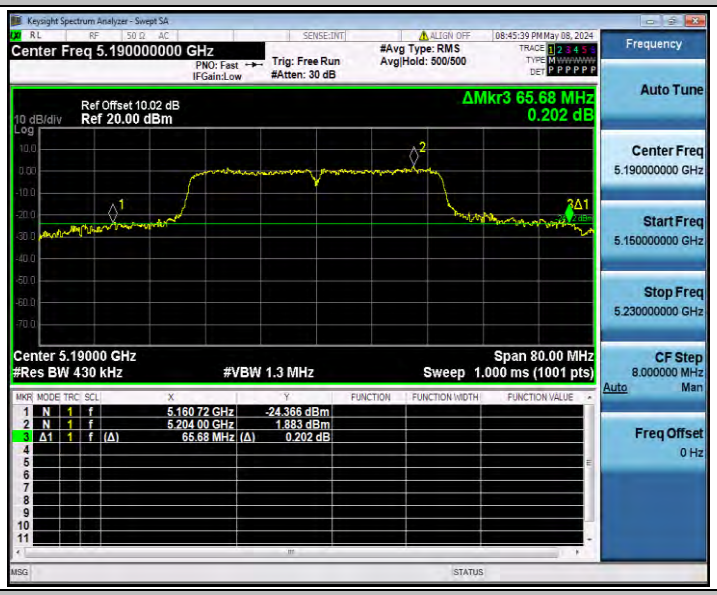

11AC40SISO_Ant0_5230

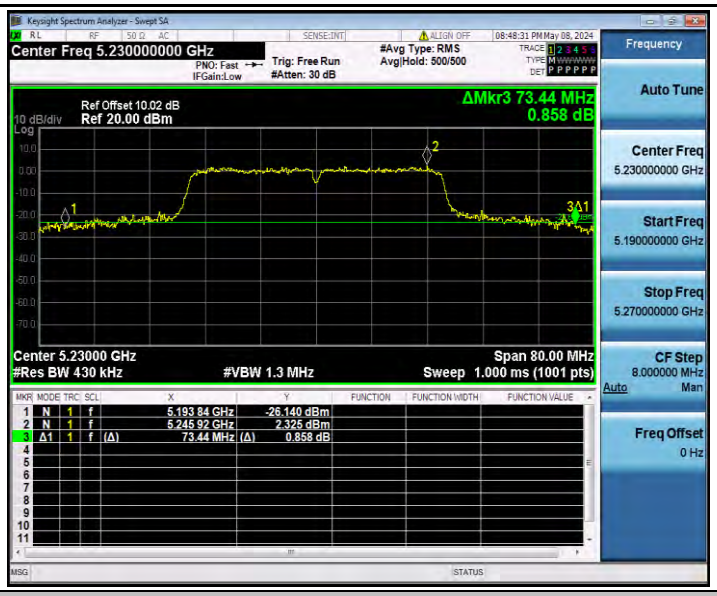

11AC80SISO_Ant0_5210

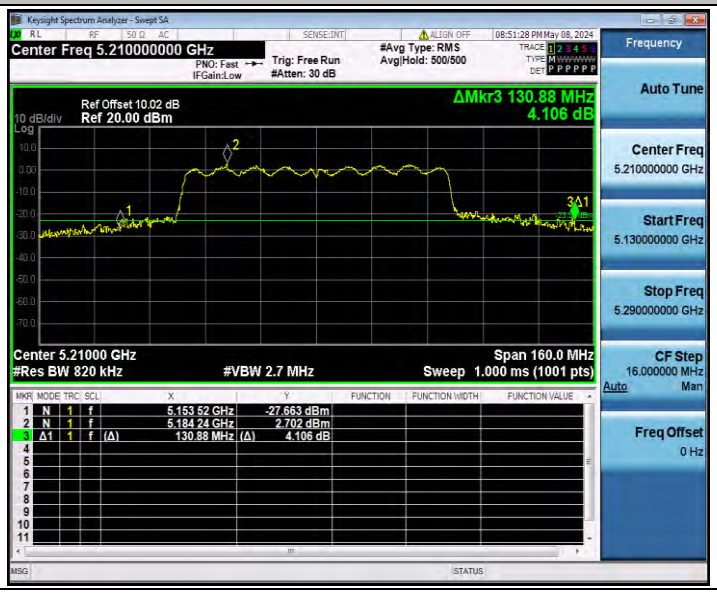

Appendix D.2: Occupied channel bandwidth

Test Result

TestMode	Antenna	Freq(MHz)	OCB [MHz]	FL[MHz]	FH[MHz]	Limit[MHz]	Verdict
11A	Ant0	5180	18.237	5171.0736	5189.3106	---	---
		5200	18.915	5190.6973	5209.6123	---	---
		5240	18.483	5230.7450	5249.2280	---	---
11N20SISO	Ant0	5180	19.122	5170.5270	5189.6490	---	---
		5200	19.206	5190.4699	5209.6759	---	---
		5240	19.101	5230.3001	5249.4011	---	---
11N40SISO	Ant0	5190	38.255	5171.2308	5209.4858	---	---
		5230	37.687	5211.1894	5248.8764	---	---
11AC20SISO	Ant0	5180	19.280	5170.5215	5189.8015	---	---
		5200	18.938	5190.6712	5209.6092	---	---
		5240	18.910	5230.4495	5249.3595	---	---
11AC40SISO	Ant0	5190	39.348	5171.3789	5210.7269	---	---
		5230	37.516	5211.3389	5248.8549	---	---
11AC80SISO	Ant0	5210	76.303	5172.0441	5248.3471	---	---

Test Graphs

11A_Ant0_5180

11A_Ant0_5200

11A_Ant0_5240

11N20SISO_Ant0_5180

11N20SISO_Ant0_5200

11N20SISO_Ant0_5240

11N40SISO_Ant0_5190

11N40SISO_Ant0_5230

11AC20SISO_Ant0_5180

11AC20SISO_Ant0_5200

11AC20SISO_Ant0_5240

11AC40SISO_Ant0_5190

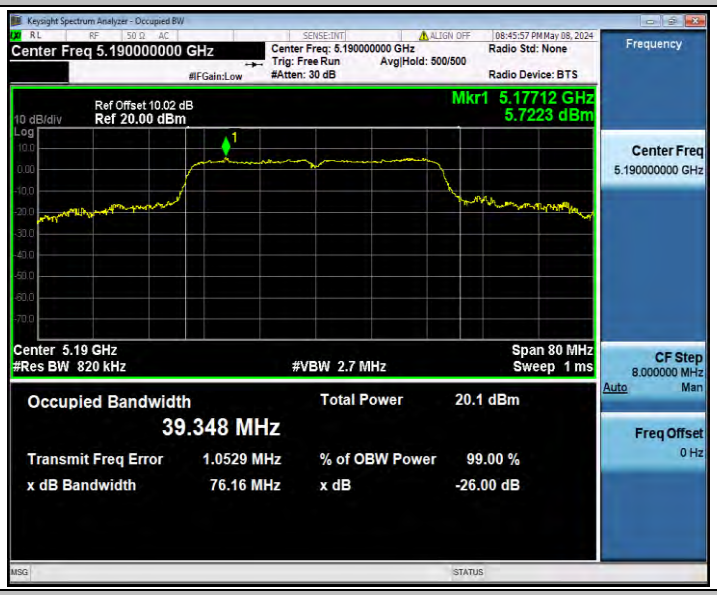

11AC40SISO_Ant0_5230

11AC80SISO_Ant0_5210

Appendix D.3: Duty Cycle

Test Result

TestMode	Antenna	Freq(MHz)	Transmission Duration [ms]	Transmission Period [ms]	Duty Cycle [%]	Duty Cycle Factor[dB]	1/T Factor[KHz]
11A	Ant0	5180	2.06	2.23	92.38	0.34	0.49
		5200	2.06	2.21	93.21	0.31	0.49
		5240	2.06	2.24	91.96	0.36	0.49
11N20SISO	Ant0	5180	1.92	2.01	95.52	0.20	0.52
		5200	1.92	2.05	93.66	0.28	0.52
		5240	1.92	2.06	93.20	0.31	0.52
11N40SISO	Ant0	5190	0.94	1.11	84.68	0.72	1.06
		5230	0.94	1.10	85.45	0.68	1.06
11AC20SISO	Ant0	5180	1.93	2.10	91.90	0.37	0.52
		5200	1.94	2.07	93.72	0.28	0.52
		5240	1.93	2.10	91.90	0.37	0.52
11AC40SISO	Ant0	5190	0.95	1.10	86.36	0.64	1.05
		5230	0.95	1.11	85.59	0.68	1.05
11AC80SISO	Ant0	5210	0.46	0.93	49.46	3.06	2.17

Test Graphs

11A_Ant0_5180

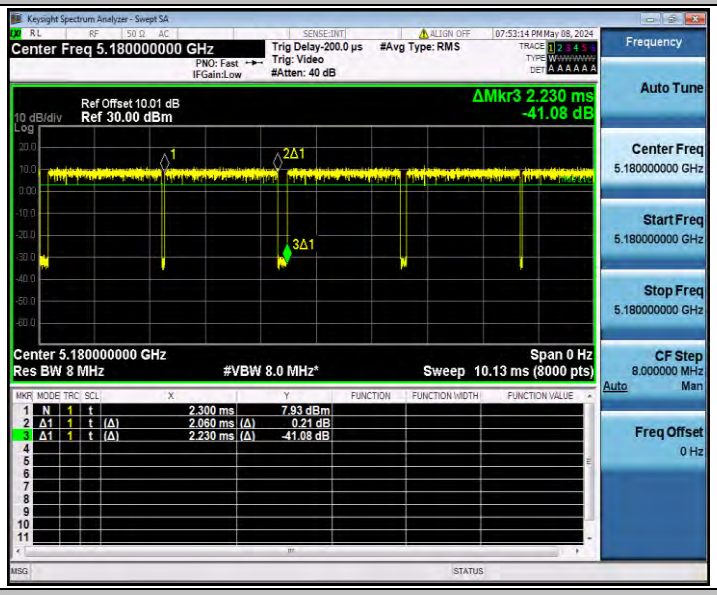

11A_Ant0_5200

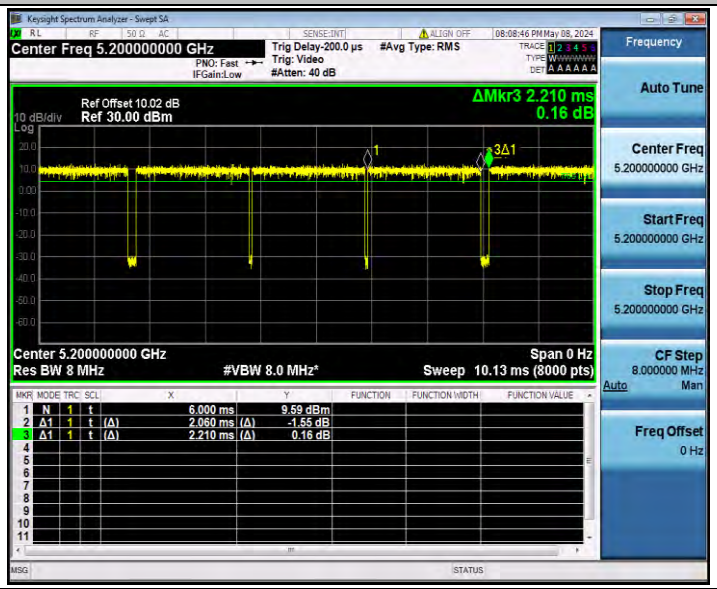

11A_Ant0_5240

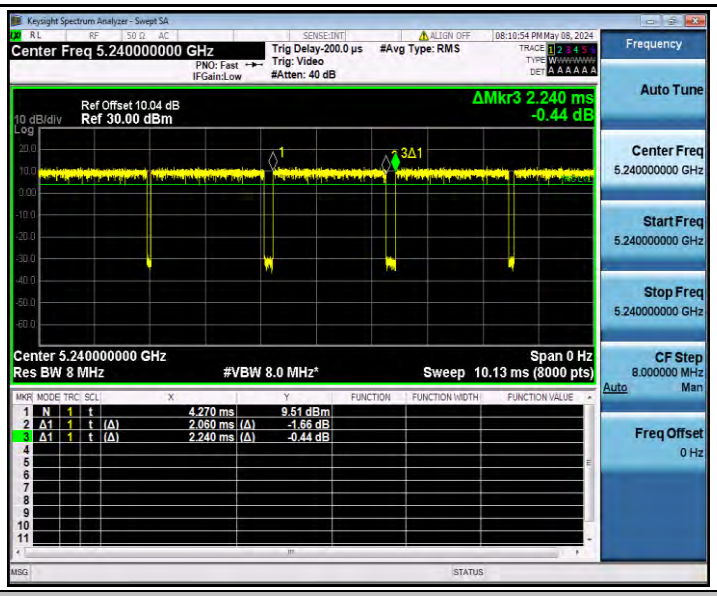

11N20SISO_Ant0_5180

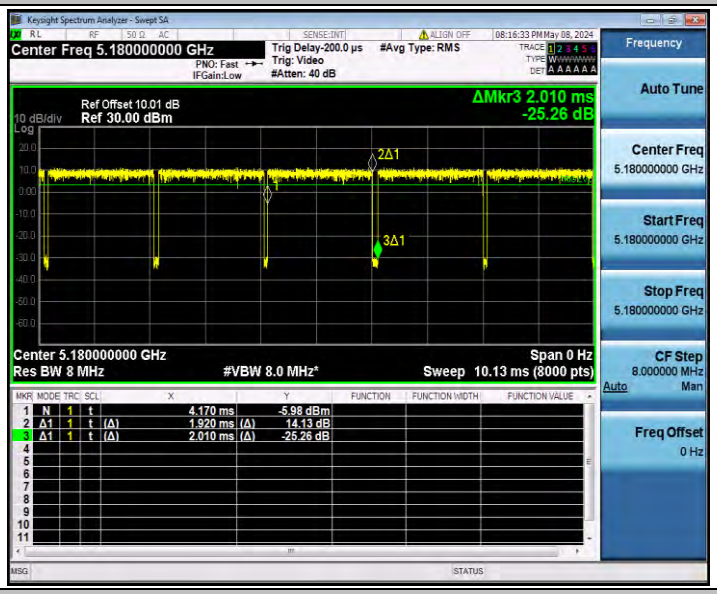

11N20SISO_Ant0_5200

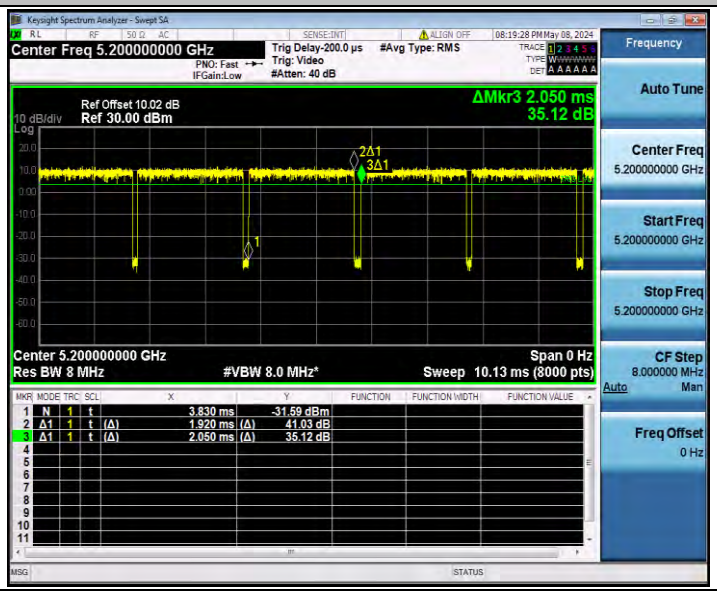

11N20SISO_Ant0_5240
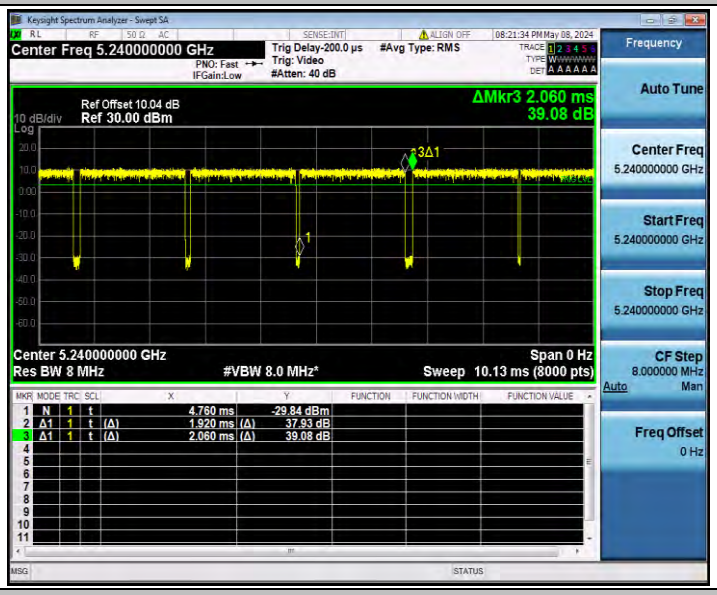
11N40SISO_Ant0_5190
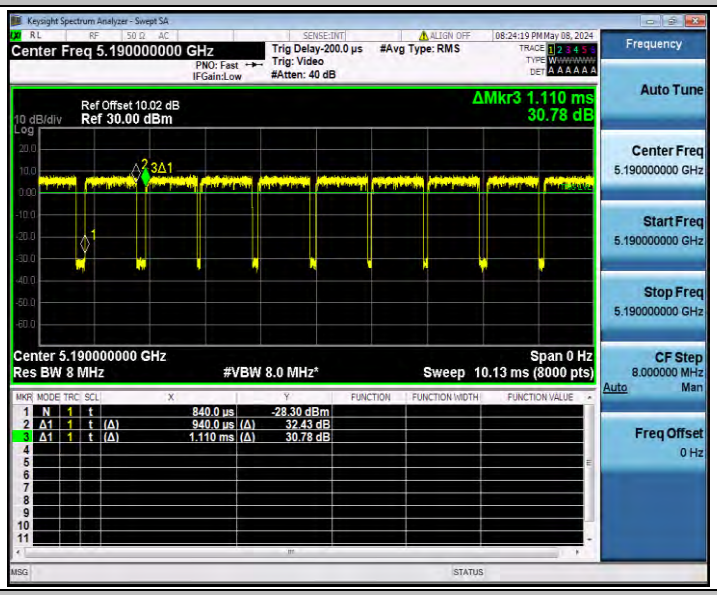
11N40SISO_Ant0_5230

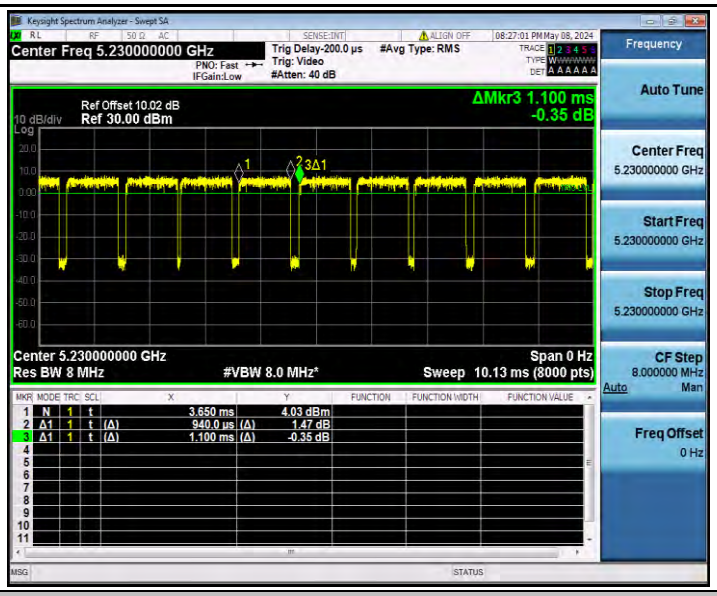

11AC20SISO_Ant0_5180

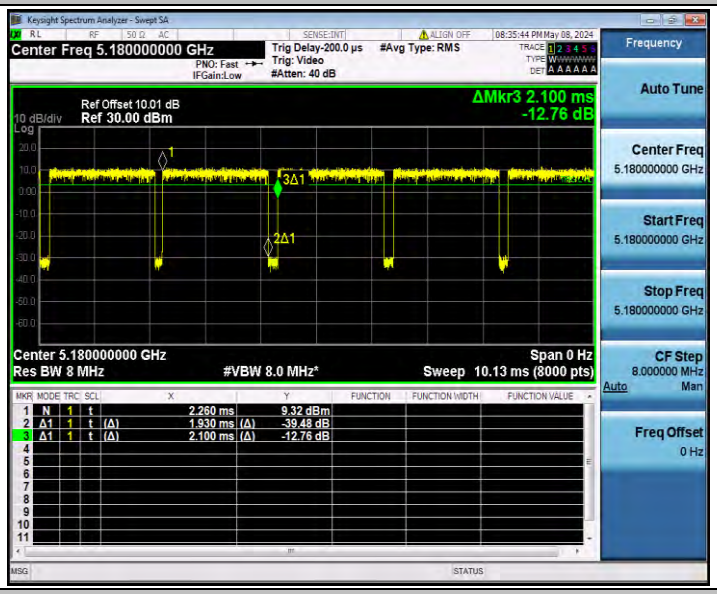

11AC20SISO_Ant0_5200

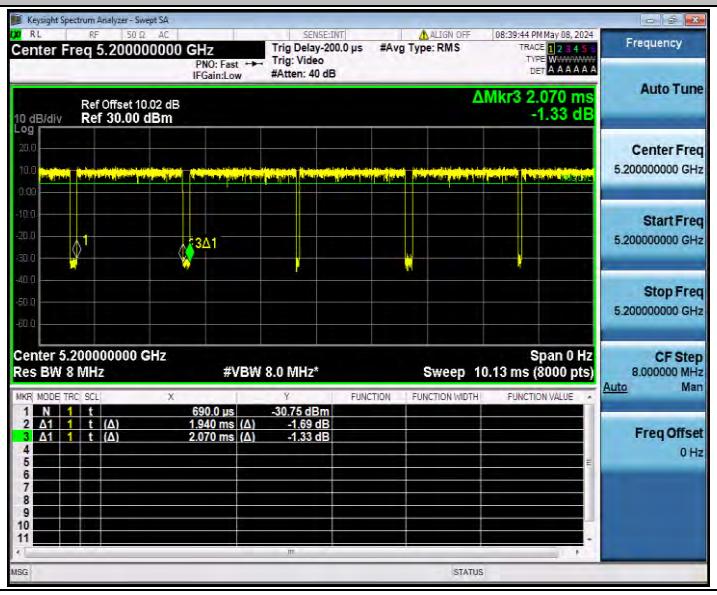

11AC20SISO_Ant0_5240

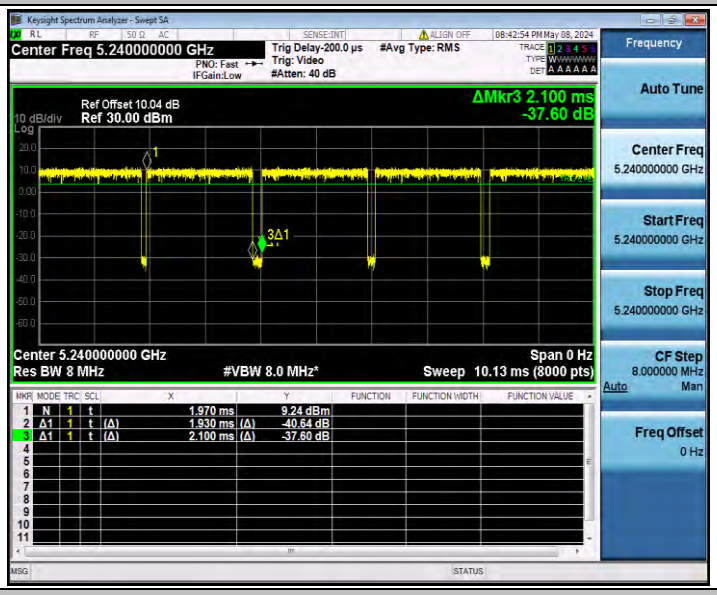

11AC40SISO_Ant0_5190

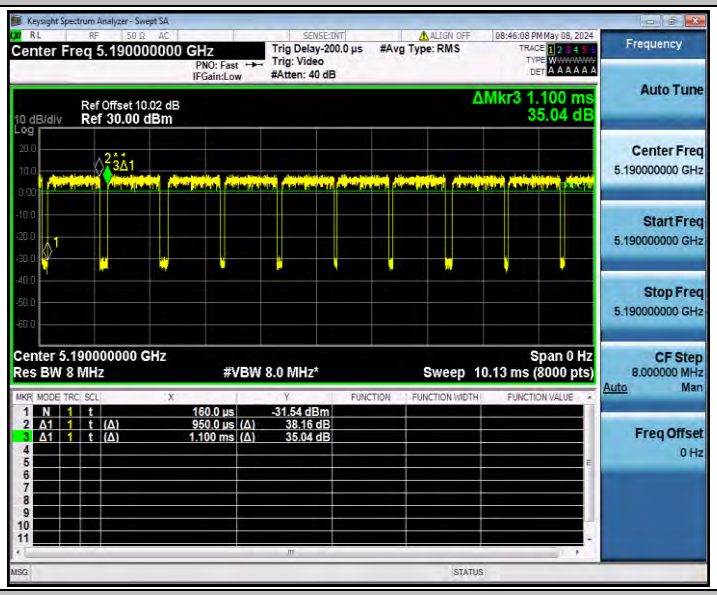

11AC40SISO_Ant0_5230

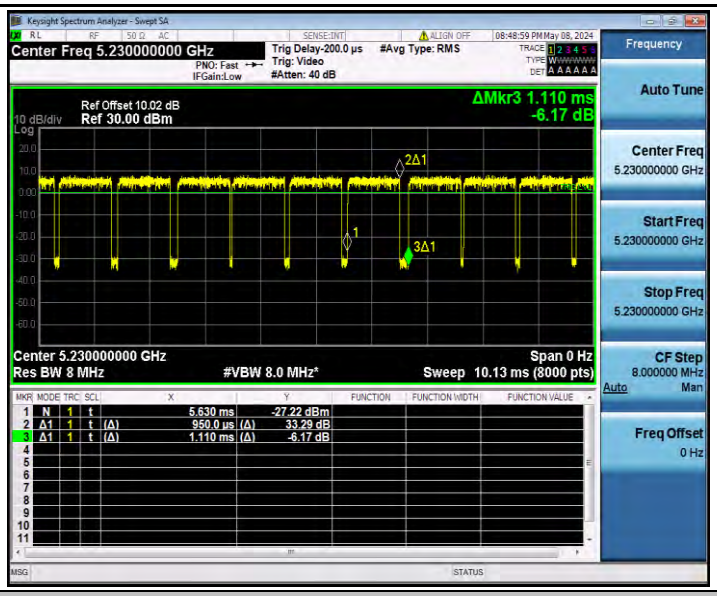
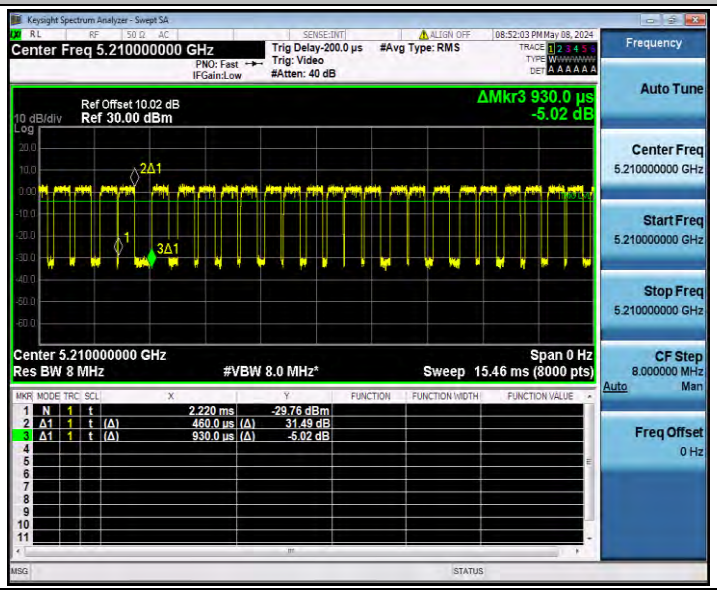
11AC80SISO_Ant0_5210