Appendix D.4: Maximum conducted output power

Test Result Channel Power

Test Mode	Antenna	Freq(MHz)	Channel Powert [dBm]	Duty Cycle [%]	DC Factor [dBm]	Result [dBm]	Limit [dBm]	Verdict
11A	Ant0	5180	12.01	92.38	0.34	12.35	≤23.98	PASS
		5200	13.25	93.21	0.31	13.56	≤23.98	PASS
		5240	12.86	91.96	0.36	13.22	≤23.98	PASS
11N20SISO	Ant0	5180	12.41	95.52	0.20	12.61	≤23.98	PASS
		5200	12.83	93.66	0.28	13.11	≤23.98	PASS
		5240	12.53	93.20	0.31	12.84	≤23.98	PASS
11N40SISO	Ant0	5190	12.17	84.68	0.72	12.89	≤23.98	PASS
		5230	11.75	85.45	0.68	12.43	≤23.98	PASS
11AC20SISO	Ant0	5180	12.41	91.90	0.37	12.78	≤23.98	PASS
		5200	12.85	93.72	0.28	13.13	≤23.98	PASS
		5240	12.65	91.90	0.37	13.02	≤23.98	PASS
11AC40SISO	Ant0	5190	11.68	86.36	0.64	12.32	≤23.98	PASS
		5230	11.75	85.59	0.68	12.43	≤23.98	PASS
11AC80SISO	Ant0	5210	10.69	49.46	3.06	13.75	≤23.98	PASS

Note：

1. The Duty Cycle Factor is compensated in the graph.
2. The Duty Cycle Factor and RBW Factor is compensated in the data.

Appendix D.5: Maximum power spectral density

Test Result

TestMode	Antenna	Freq(MHz)	Result [dBm/MHz]	Limit[dBm/MHz]	Verdict
11A	Ant0	5180	1.52	≤11.00	PASS
		5200	2.24	≤11.00	PASS
		5240	2.16	≤11.00	PASS
11N20SISO	Ant0	5180	1.07	≤11.00	PASS
		5200	1.60	≤11.00	PASS
		5240	1.42	≤11.00	PASS
11N40SISO	Ant0	5190	-1.37	≤11.00	PASS
		5230	-1.95	≤11.00	PASS
11AC20SISO	Ant0	5180	1.22	≤11.00	PASS
		5200	1.68	≤11.00	PASS
		5240	1.55	≤11.00	PASS
11AC40SISO	Ant0	5190	-1.23	≤11.00	PASS
		5230	-1.85	≤11.00	PASS
11AC80SISO	Ant0	5210	-1.71	≤11.00	PASS

Note：1.The Result and Limit Unit is dBm/500 kHz in the band 5.725–5.85 GHz.
2.The Duty Cycle Factor and RBW Factor is compensated in the graph.

Test Graphs

11A_Ant0_5180

11A_Ant0_5200

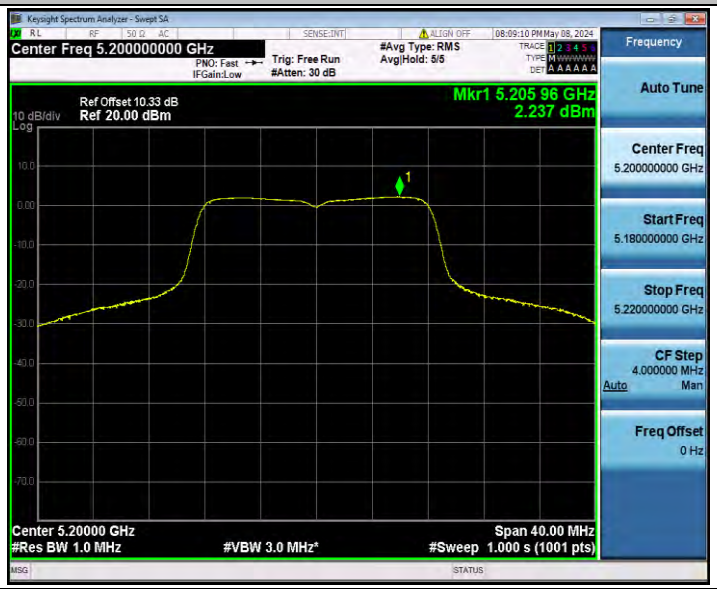

11A_Ant0_5240

11N20SISO_Ant0_5180

11N20SISO_Ant0_5200

11N20SISO_Ant0_5240

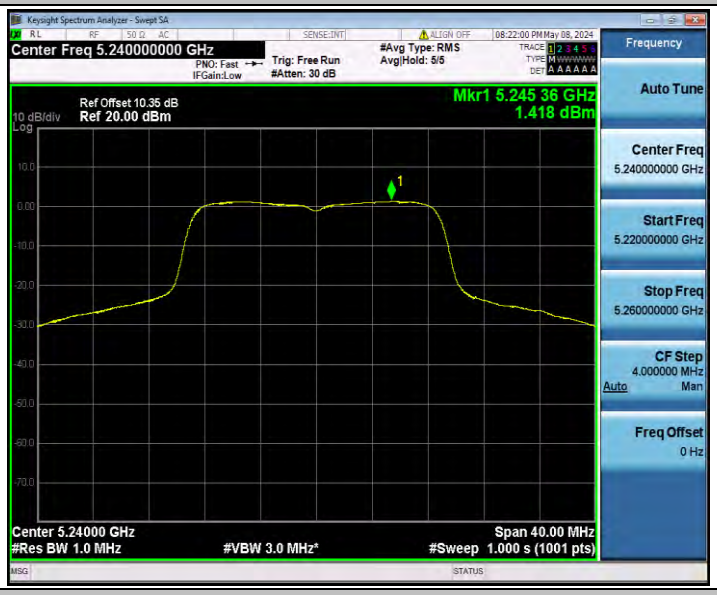

11N40SISO_Ant0_5190

11N40SISO_Ant0_5230

11AC20SISO_Ant0_5180

11AC20SISO_Ant0_5200

11AC20SISO_Ant0_5240
11AC40SISO_Ant0_5190
11AC40SISO_Ant0_5230

11AC80SISO_Ant0_5210

Appendix D.6: Band edge measurements

Test Result B1

TestMode	Antenna	ChName	Freq(MHz)	Result[dBm]	Limit[dBm]	Verdict
11A	Ant0	Low	5180	-30.26	≤-27	PASS
		High	5240	-37.62	≤-27	PASS
11N20SISO	Ant0	Low	5180	-33.09	≤-27	PASS
		High	5240	-36.74	≤-27	PASS
11N40SISO	Ant0	Low	5190	-27.85	≤-27	PASS
		High	5230	-37.27	≤-27	PASS
11AC20SISO	Ant0	Low	5180	-27.13	≤-27	PASS
		High	5240	-36.96	≤-27	PASS
11AC40SISO	Ant0	Low	5190	-32.65	≤-27	PASS
		High	5230	-37.26	≤-27	PASS
11AC80SISO	Ant0	Low	5210	-32.55	≤-27	PASS
		High	5210	-36.92	≤-27	PASS

Test Graphs B1

11A_Ant0_Low_5180

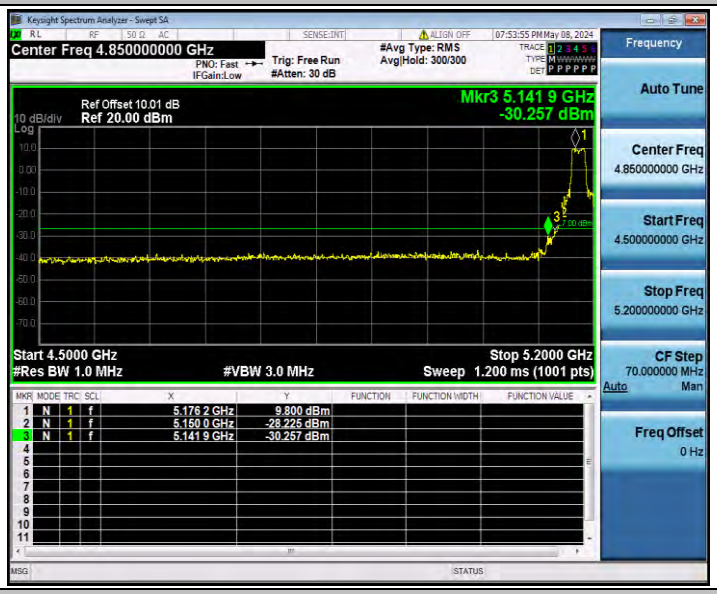

11A_Ant0_High_5240

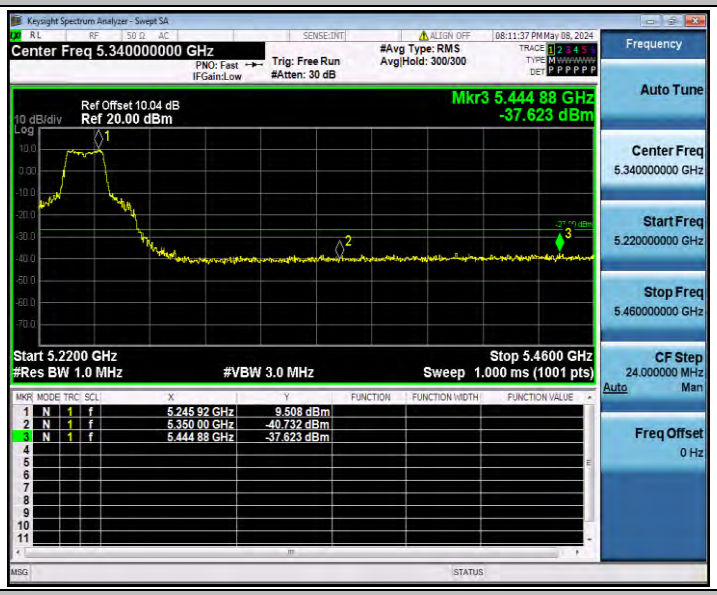

11N20SISO_Ant0_Low_5180

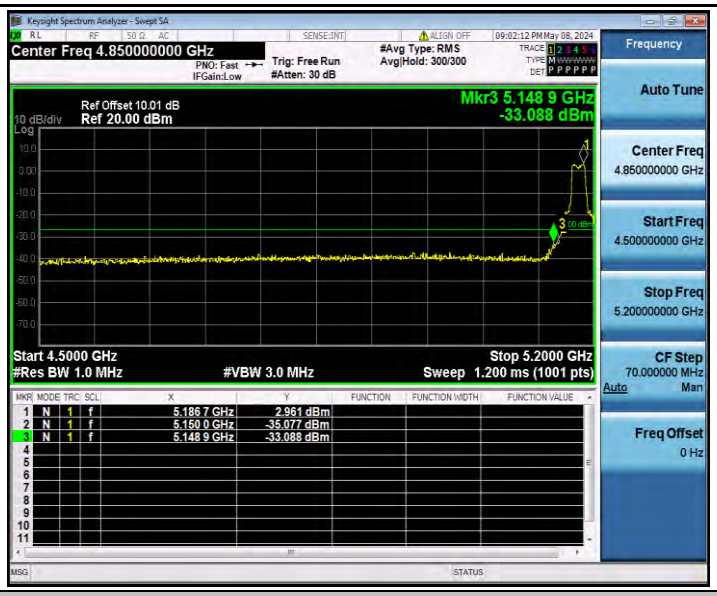

11N20SISO_Ant0_High_5240

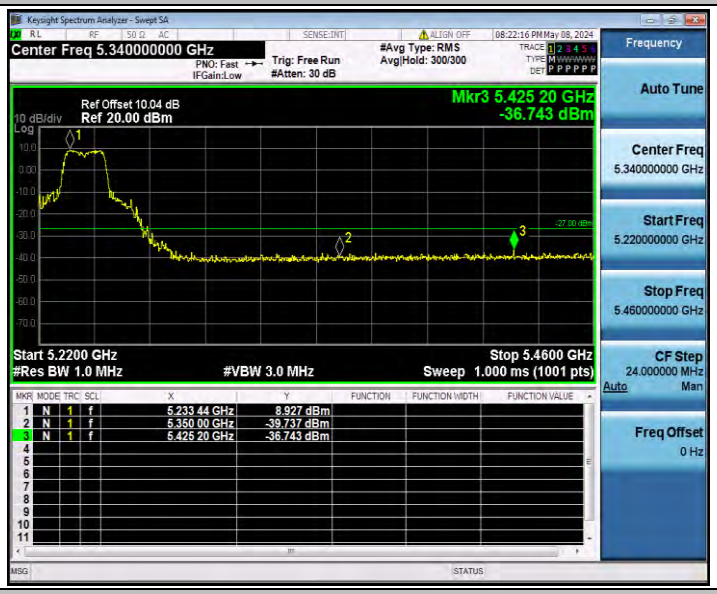

11N40SISO_Ant0_Low_5190

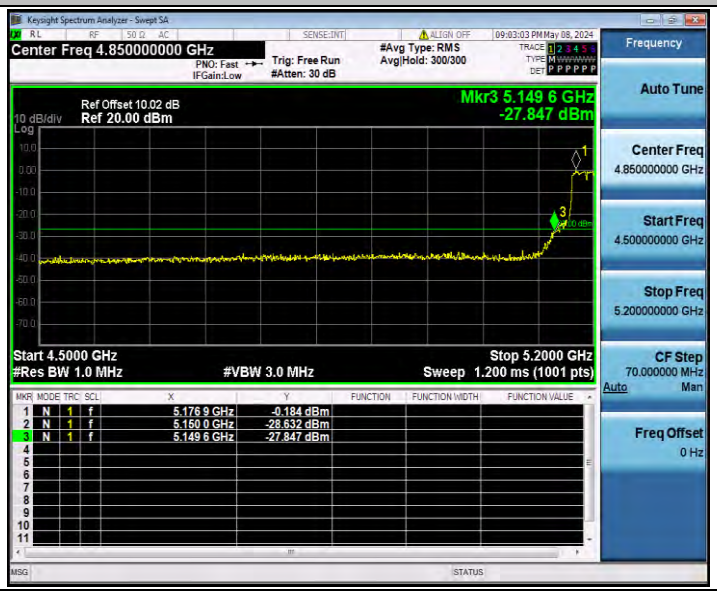

11N40SISO_Ant0_High_5230

11AC20SISO_Ant0_Low_5180

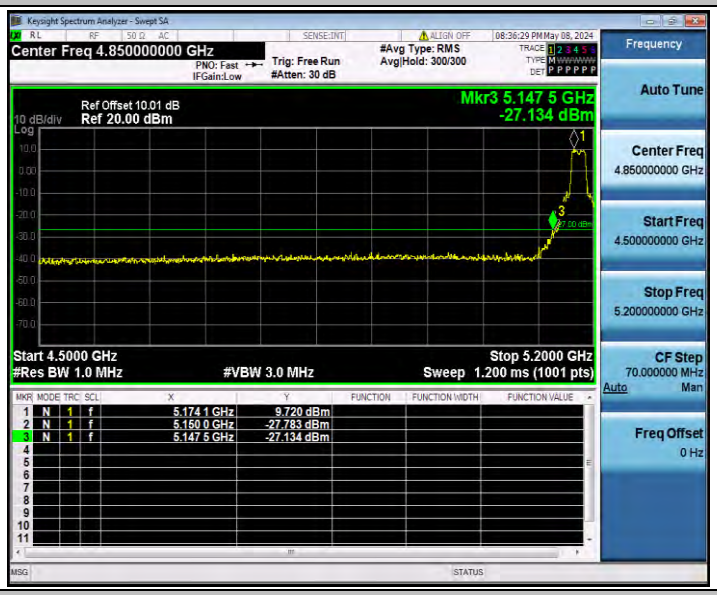

11AC20SISO_Ant0_High_5240

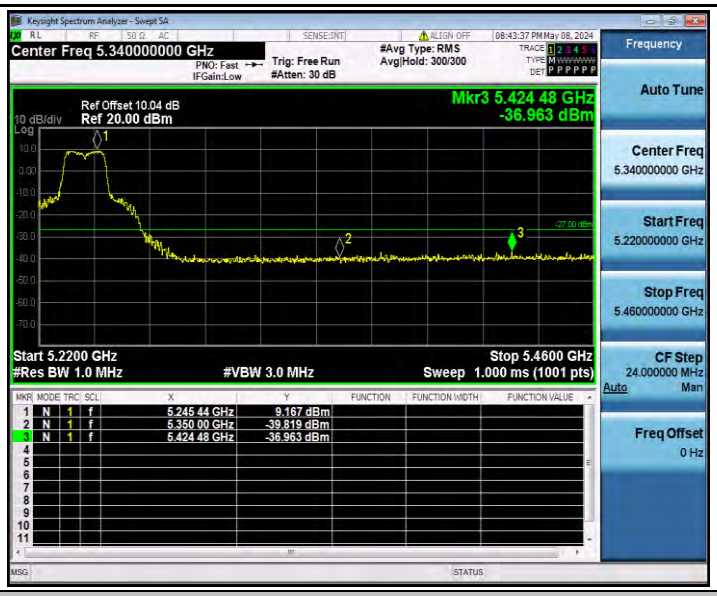

11AC40SISO_Ant0_Low_5190

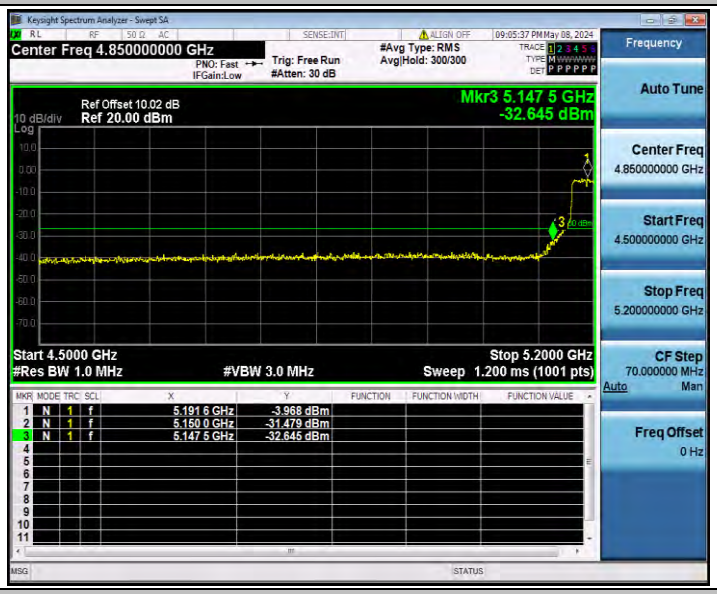

11AC40SISO_Ant0_High_5230

11AC80SISO_Ant0_Low_5210
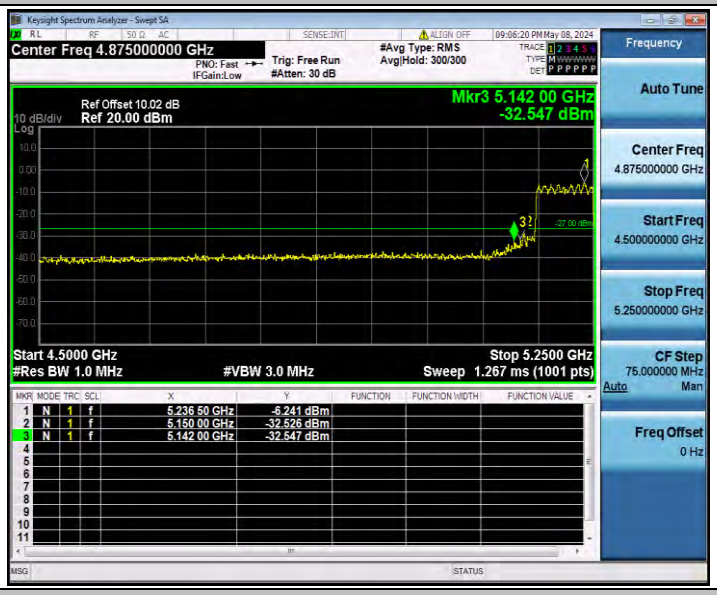

11AC80SISO_Ant0_High_5210
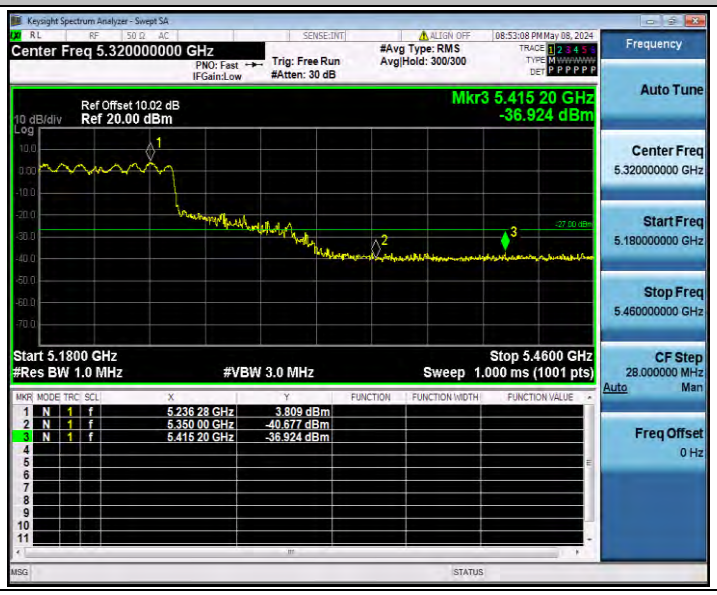

Appendix D.7: Conducted Spurious Emission

Test Result

TestMode	Antenna	Freq(MHz)	FreqRange [MHz]	Max. Fre [MHz]	Max. Level [dBm]	Limit [dBm]	Verdict
11A	Ant0	5180	30~5140	5137.79	-33.53	≤-27	PASS
			5360~27000	24248.11	-37.32	≤-27	PASS
		5200	30~5140	5137.62	-45.27	≤-27	PASS
			5360~27000	24362.81	-37.19	≤-27	PASS
		5240	30~5140	2629.97	-46.38	≤-27	PASS
			5360~27000	24168.77	-36.84	≤-27	PASS
11N20SISO	Ant0	5180	30~5140	5138.47	-33.02	≤-27	PASS
			5360~27000	26544.12	-37.17	≤-27	PASS
		5200	30~5140	5134.04	-41.86	≤-27	PASS
			5360~27000	23502.98	-37.36	≤-27	PASS
		5240	30~5140	2681.75	-46.6	≤-27	PASS
			5360~27000	24174.54	-37.42	≤-27	PASS
11N40SISO	Ant0	5190	30~5140	5139.83	-30.17	≤-27	PASS
			5360~27000	24914.63	-37.42	≤-27	PASS
		5230	30~5140	5132.51	-35.4	≤-27	PASS
			5360~27000	24175.26	-37.1	≤-27	PASS
11AC20SISO	Ant0	5180	30~5140	5137.45	-36.47	≤-27	PASS
			5360~27000	24251	-37.03	≤-27	PASS
		5200	30~5140	5133.87	-43.18	≤-27	PASS
			5360~27000	26043.51	-37.38	≤-27	PASS
		5240	30~5140	4982.1	-45.38	≤-27	PASS
			5360~27000	25677.8	-36.56	≤-27	PASS
11AC40SISO	Ant0	5190	30~5140	5136.93	-29.24	≤-27	PASS
			5360~27000	24263.26	-36.54	≤-27	PASS
		5230	30~5140	5137.45	-41.16	≤-27	PASS
			5360~27000	24316.64	-37.53	≤-27	PASS
11AC80SISO	Ant0	5210	30~5140	5139.83	-36.83	≤-27	PASS
			5360~27000	24277.69	-37.16	≤-27	PASS

Test Graphs

11A_Ant0_5180_30~5140

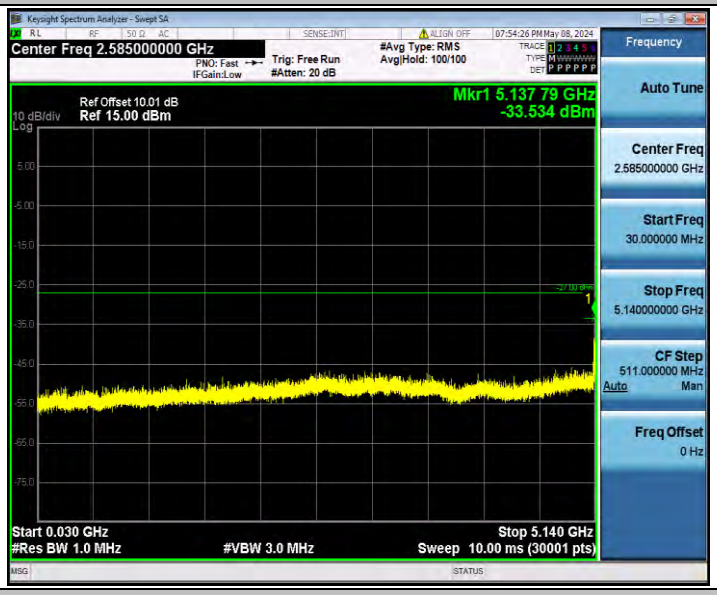

11A_Ant0_5180_5360~27000

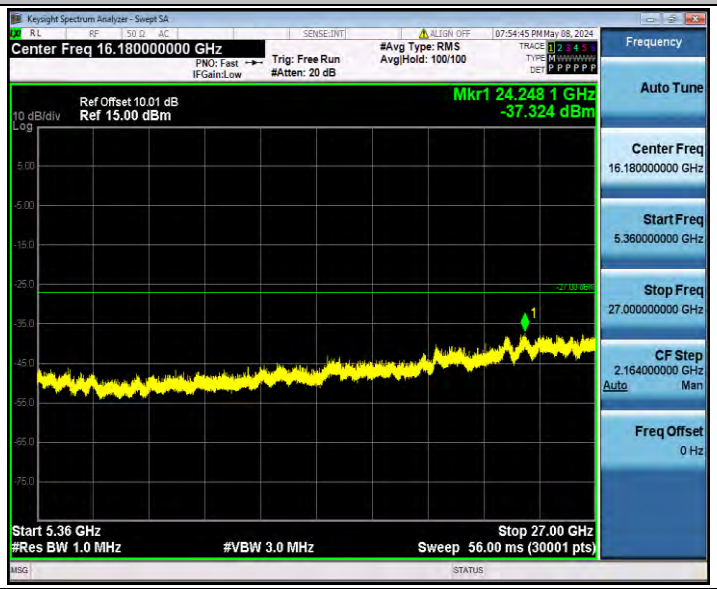

11A_Ant0_5200_30~5140

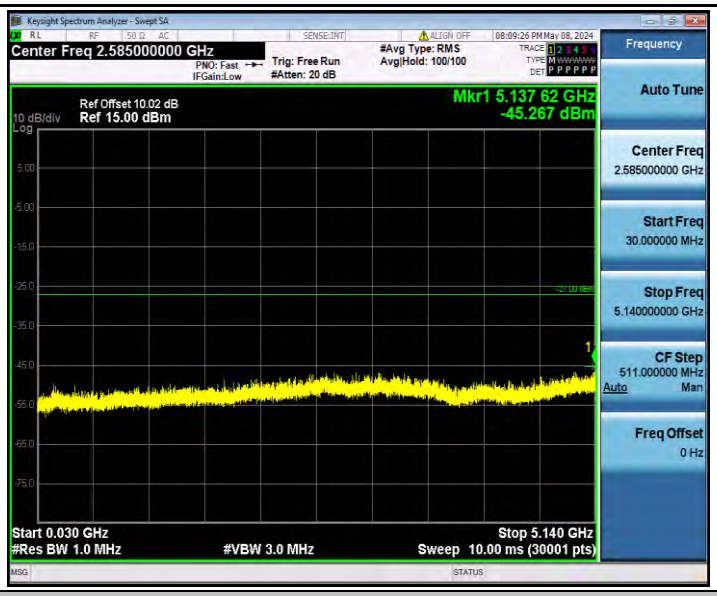

11A_Ant0_5200_5360~27000

11A_Ant0_5240_30~5140

11A_Ant0_5240_5360~27000
11N20SISO_Ant0_5180_30~5140
11N20SISO_Ant0_5180_5360~27000

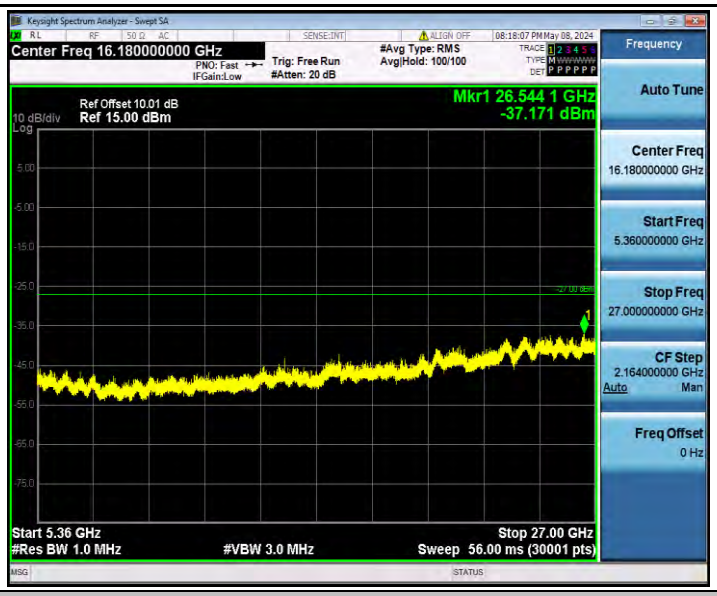

11N20SISO_Ant0_5200_30~5140

11N20SISO_Ant0_5200_5360~27000

11N20SISO_Ant0_5240_30~5140

11N20SISO_Ant0_5240_5360~27000

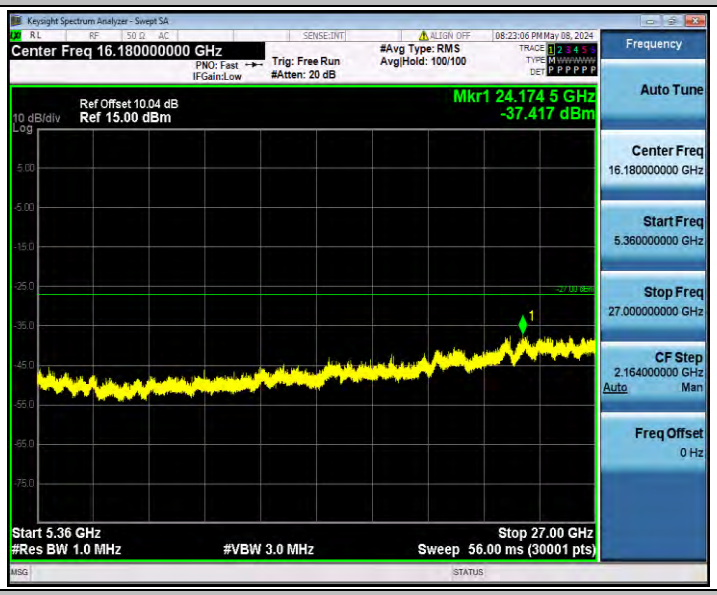

11N40SISO_Ant0_5190_30~5140

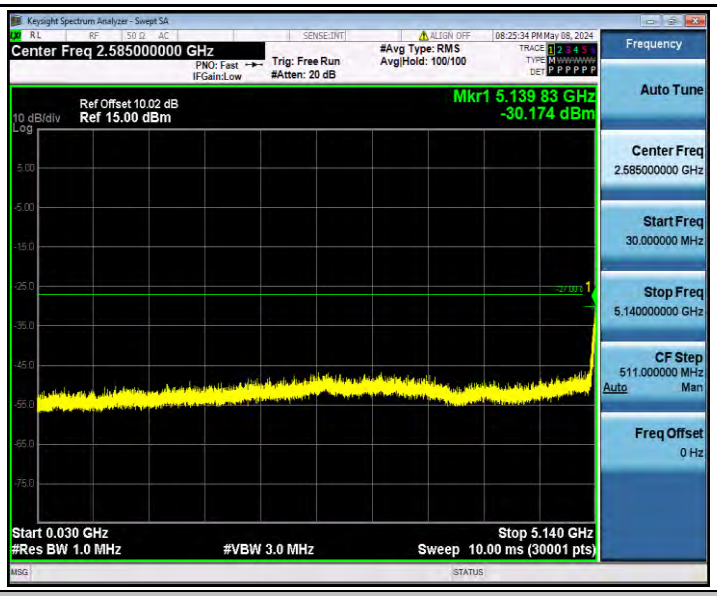

11N40SISO_Ant0_5190_5360~27000

11N40SISO_Ant0_5230_30~5140

11N40SISO_Ant0_5230_5360~27000

11AC20SISO_Ant0_5180_30~5140

11AC20SISO_Ant0_5180_5360~27000

11AC20SISO_Ant0_5200_30~5140

11AC20SISO_Ant0_5200_5360~27000

11AC20SISO_Ant0_5240_30~5140

11AC20SISO_Ant0_5240_5360~27000

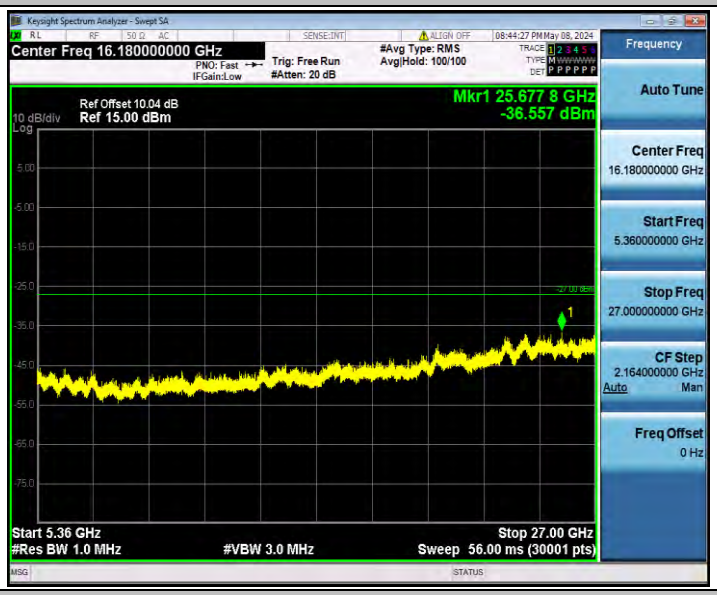

11AC40SISO_Ant0_5190_30~5140

11AC40SISO_Ant0_5190_5360~27000

11AC40SISO_Ant0_5230_30~5140

11AC40SISO_Ant0_5230_5360~27000

11AC80SISO_Ant0_5210_30~5140

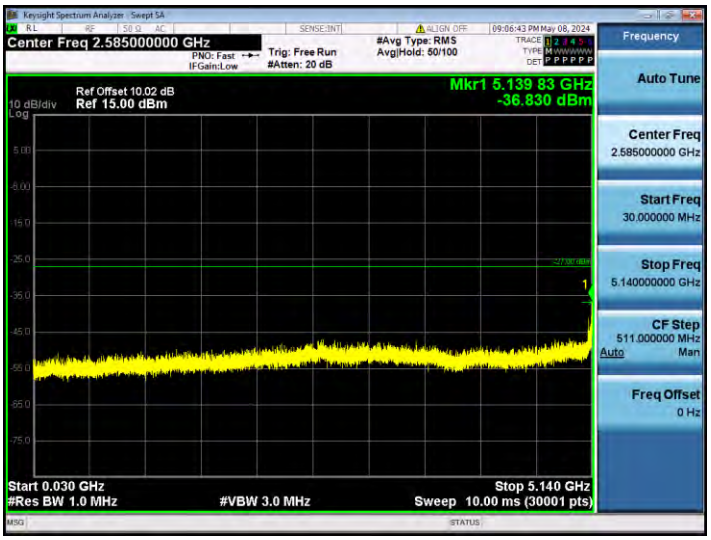

11AC80SISO_Ant0_5210_5360~27000

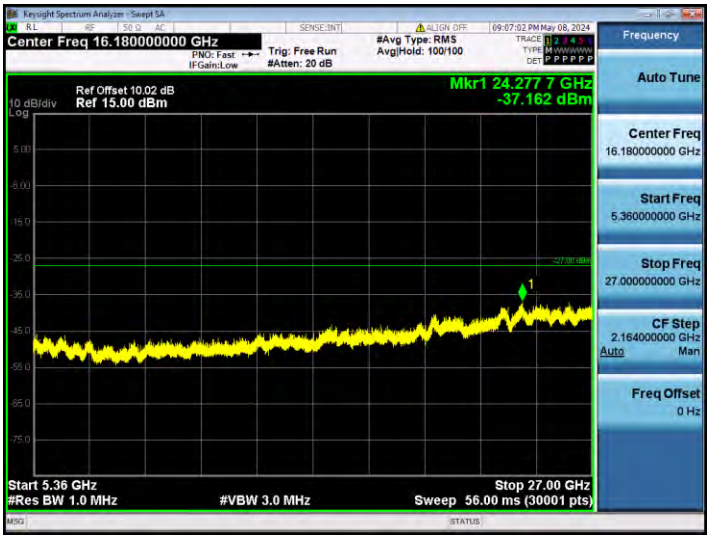

Appendix D.8: Emissions in Restricted Bands

Test Result

TestMode	Antenna	ChName	Freq(MHz)	Detector	Freq [MHz]	Result [dBm]	Limit [dBm]	Result [dBuV/m]	Limit [dBuV/m]	Verdict
11A	Ant0	Low	5180	AV	4500.000	-47.89	≤-41.20	47.31	≤54	PASS
				AV	4950.800	-45.21	≤-41.20	49.99	≤54	PASS
				AV	5150.000	-45.05	≤-41.20	50.15	≤54	PASS
				Peak	4500.000	-42.75	≤-21.20	52.45	≤74	PASS
				Peak	4819.200	-37.57	≤-21.20	57.63	≤74	PASS
				Peak	5150.000	-42.94	≤-21.20	52.26	≤74	PASS
		High	5240	AV	5350.000	-46.5	≤-41.20	48.70	≤54	PASS
				AV	5448.480	-45.33	≤-41.20	49.87	≤54	PASS
				AV	5460.000	-45.45	≤-41.20	49.75	≤54	PASS
				Peak	5350.000	-41.85	≤-21.20	53.35	≤74	PASS
				Peak	5398.800	-37.66	≤-21.20	57.54	≤74	PASS
				Peak	5460.000	-43.03	≤-21.20	52.17	≤74	PASS
11N20SISO	Ant0	Low	5180	AV	4500.000	-47.96	≤-41.20	47.24	≤54	PASS
				AV	5148.900	-44.31	≤-41.20	50.89	≤54	PASS
				AV	5150.000	-43.92	≤-41.20	51.28	≤54	PASS
				Peak	4500.000	-43.46	≤-21.20	51.74	≤74	PASS
				Peak	4899.700	-37.51	≤-21.20	57.69	≤74	PASS
				Peak	5150.000	-38.68	≤-21.20	56.52	≤74	PASS
		High	5240	AV	5350.000	-46.22	≤-41.20	48.98	≤54	PASS
				AV	5452.320	-45.45	≤-41.20	49.75	≤54	PASS
				AV	5460.000	-45.67	≤-41.20	49.53	≤54	PASS
				Peak	5350.000	-41.61	≤-21.20	53.59	≤74	PASS
				Peak	5454.000	-36.64	≤-21.20	58.56	≤74	PASS
				Peak	5460.000	-40.5	≤-21.20	54.70	≤74	PASS
11N40SISO	Ant0	Low	5190	AV	4500.000	-47.84	≤-41.20	47.36	≤54	PASS
				AV	5149.600	-42.13	≤-41.20	53.07	≤54	PASS
				AV	5150.000	-41.89	≤-41.20	53.31	≤54	PASS
				Peak	4500.000	-44.43	≤-21.20	50.77	≤74	PASS
				Peak	5146.800	-37.64	≤-21.20	57.56	≤74	PASS
				Peak	5150.000	-39.68	≤-21.20	55.52	≤74	PASS
		High	5230	AV	5350.000	-46.58	≤-41.20	48.62	≤54	PASS
				AV	5457.400	-45.18	≤-41.20	50.02	≤54	PASS
				AV	5460.000	-45.6	≤-41.20	49.60	≤54	PASS
				Peak	5350.000	-44.59	≤-21.20	50.61	≤74	PASS
				Peak	5355.480	-37.16	≤-21.20	58.04	≤74	PASS
				Peak	5460.000	-46.93	≤-21.20	48.27	≤74	PASS

11AC20SISO	Ant0	Low	5180	AV	4500.000	-47.79	≤-41.20	47.41	≤54	PASS
				AV	4943.800	-45.25	≤-41.20	49.95	≤54	PASS
				AV	5150.000	-45.52	≤-41.20	49.68	≤54	PASS
				Peak	4500.000	-44.96	≤-21.20	50.24	≤74	PASS
				Peak	5046.700	-36.87	≤-21.20	58.33	≤74	PASS
				Peak	5150.000	-38.97	≤-21.20	56.23	≤74	PASS
		High	5240	AV	5350.000	-46.29	≤-41.20	48.91	≤54	PASS
				AV	5442.960	-45.37	≤-41.20	49.83	≤54	PASS
				AV	5460.000	-45.49	≤-41.20	49.71	≤54	PASS
				Peak	5350.000	-42.65	≤-21.20	52.55	≤74	PASS
				Peak	5443.200	-37.85	≤-21.20	57.35	≤74	PASS
				Peak	5460.000	-47.79	≤-21.20	47.41	≤74	PASS
11AC40SISO	Ant0	Low	5190	AV	4500.000	-47.84	≤-41.20	47.36	≤54	PASS
				AV	5149.600	-42.23	≤-41.20	52.97	≤54	PASS
				AV	5150.000	-42.62	≤-41.20	52.58	≤54	PASS
				Peak	4500.000	-47.82	≤-21.20	47.38	≤74	PASS
				Peak	5131.400	-36.75	≤-21.20	58.45	≤74	PASS
				Peak	5150.000	-42.02	≤-21.20	53.18	≤74	PASS
		High	5230	AV	5350.000	-46.65	≤-41.20	48.55	≤54	PASS
				AV	5435.820	-45.2	≤-41.20	50.00	≤54	PASS
				AV	5460.000	-45.61	≤-41.20	49.59	≤54	PASS
				Peak	5350.000	-48.58	≤-21.20	46.62	≤74	PASS
				Peak	5457.920	-38.58	≤-21.20	56.62	≤74	PASS
				Peak	5460.000	-43.51	≤-21.20	51.69	≤74	PASS
11AC80SISO	Ant0	Low	5210	AV	4500.000	-47.43	≤-41.20	47.77	≤54	PASS
				AV	5144.250	-43.08	≤-41.20	52.12	≤54	PASS
				AV	5150.000	-43.91	≤-41.20	51.29	≤54	PASS
				Peak	4500.000	-43.6	≤-21.20	51.60	≤74	PASS
				Peak	5142.000	-35.72	≤-21.20	59.48	≤74	PASS
				Peak	5150.000	-42.4	≤-21.20	52.80	≤74	PASS
		High	5210	AV	5350.000	-45.94	≤-41.20	49.26	≤54	PASS
				AV	5452.720	-44.9	≤-41.20	50.30	≤54	PASS
				AV	5460.000	-45.45	≤-41.20	49.75	≤54	PASS
				Peak	5350.000	-44.34	≤-21.20	50.86	≤74	PASS
				Peak	5369.280	-37.88	≤-21.20	57.32	≤74	PASS
				Peak	5460.000	-43.87	≤-21.20	51.33	≤74	PASS

Note：

1. The Antenna Gain is compensated in the graph.
2. The Duty Cycle Factor and RBW Factor is compensated in the graph.
3. For transmitters operating in 5150-5350 GHz band and 5470-5725 GHz band: The limit in dBm for average detector is conversion from 54dBuV/m, according to 15.209(a). The limit in dBm for peak detector is 20dB above the limit of average detector in dBm.

Test Graphs

11A_Ant0_Low_5180_AV

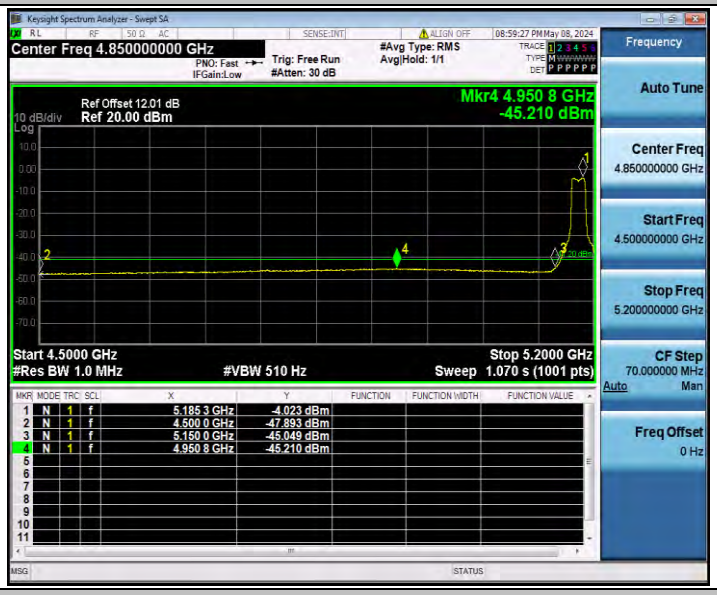

11A_Ant0_Low_5180_Peak

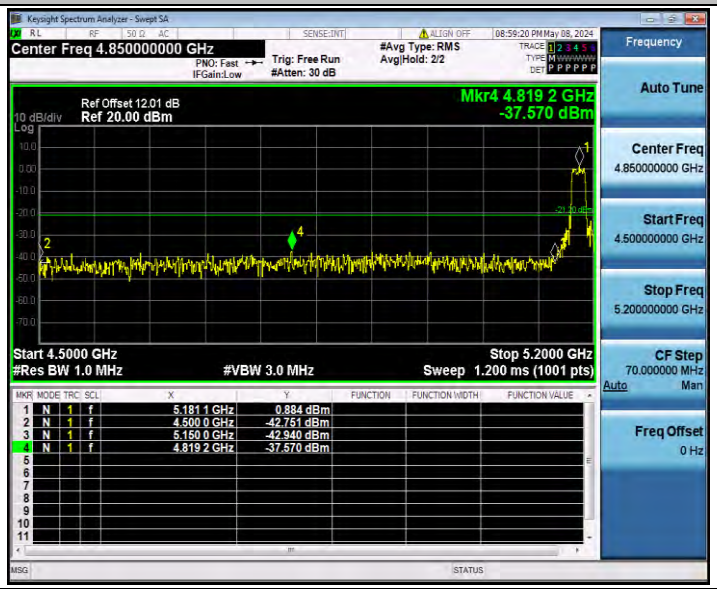

11A_Ant0_High_5240_AV

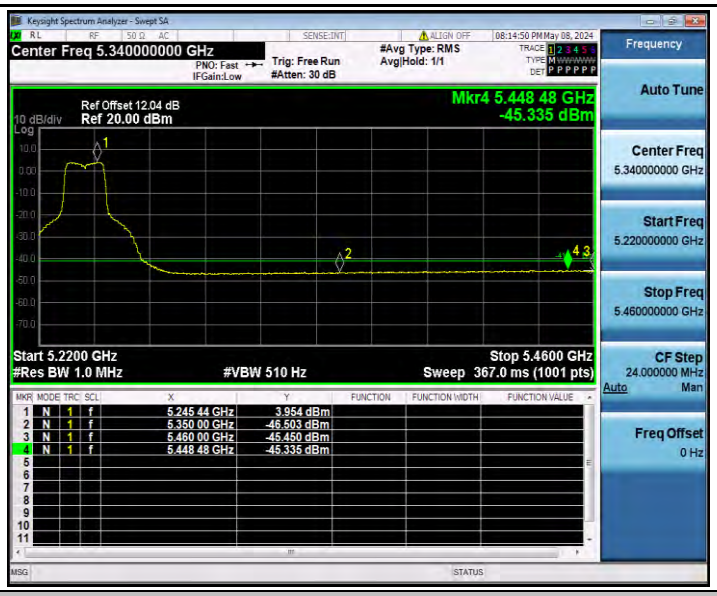

11A_Ant0_High_5240_Peak

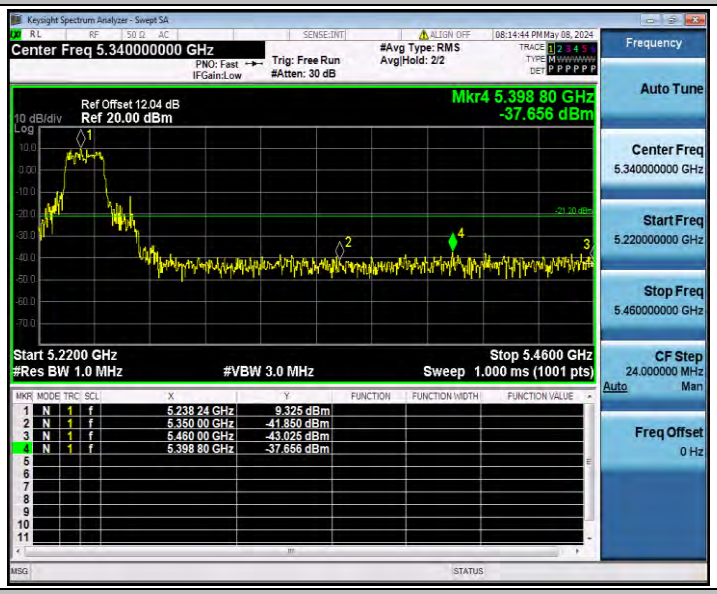

11N20SISO_Ant0_Low_5180_AV

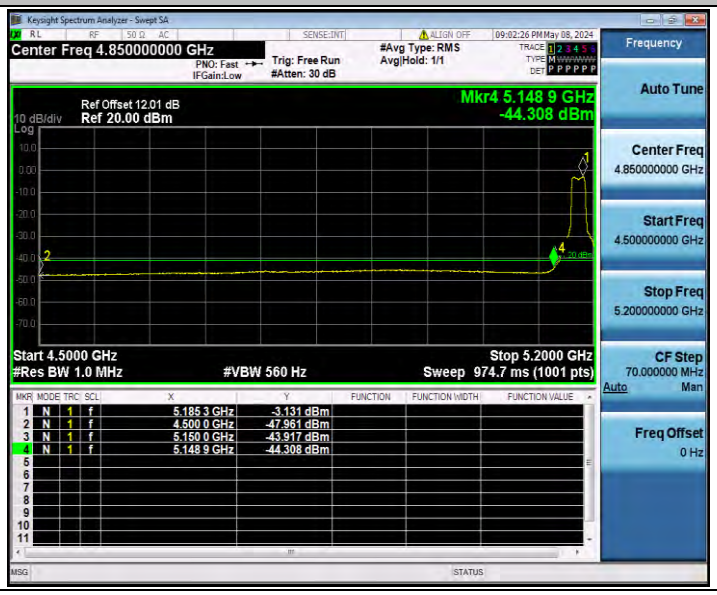

11N20SISO_Ant0_Low_5180_Peak

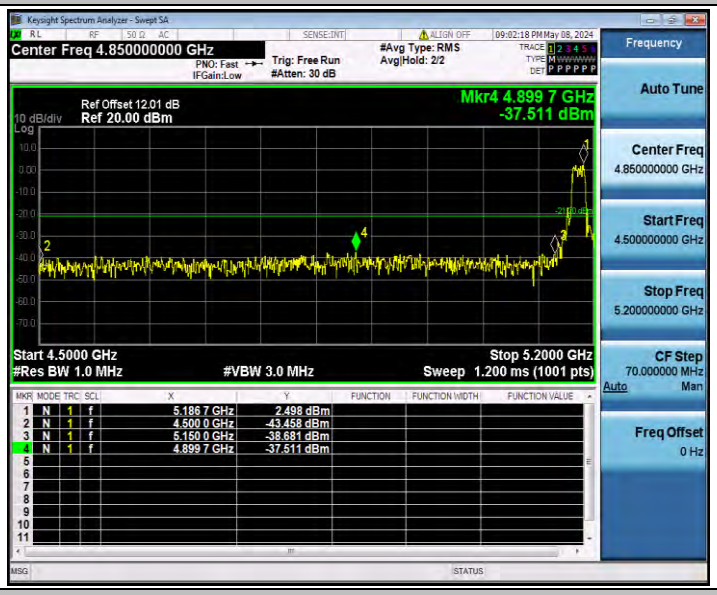

11N20SISO_Ant0_High_5240_AV

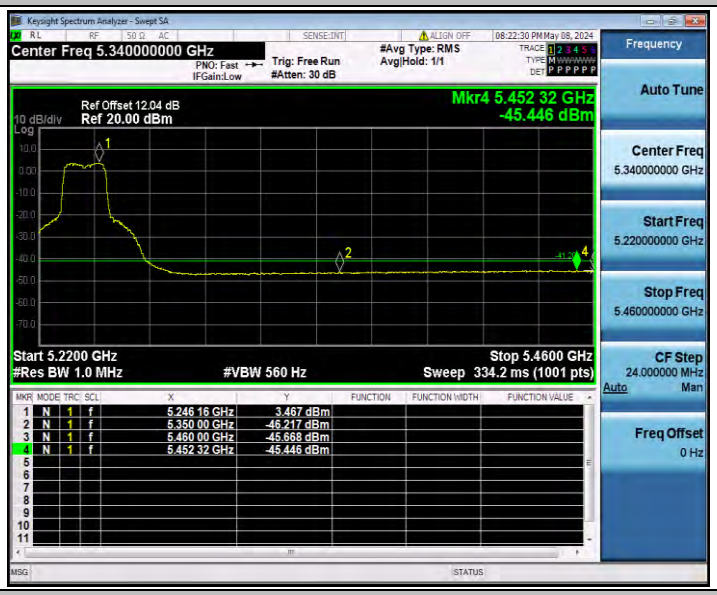

11N20SISO_Ant0_High_5240_Peak

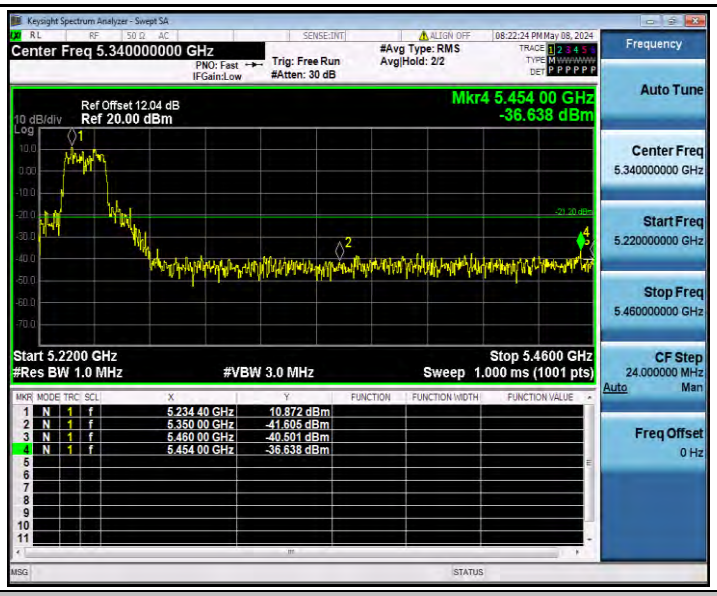

11N40SISO_Ant0_Low_5190_AV

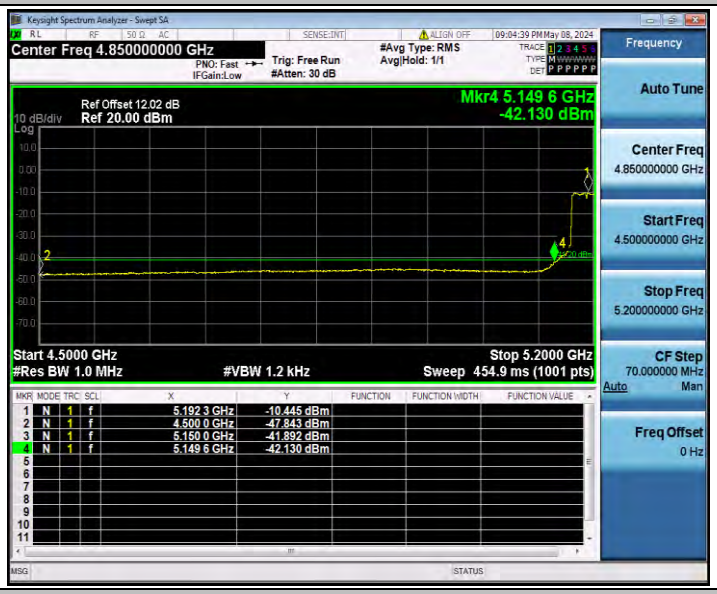

11N40SISO_Ant0_Low_5190_Peak

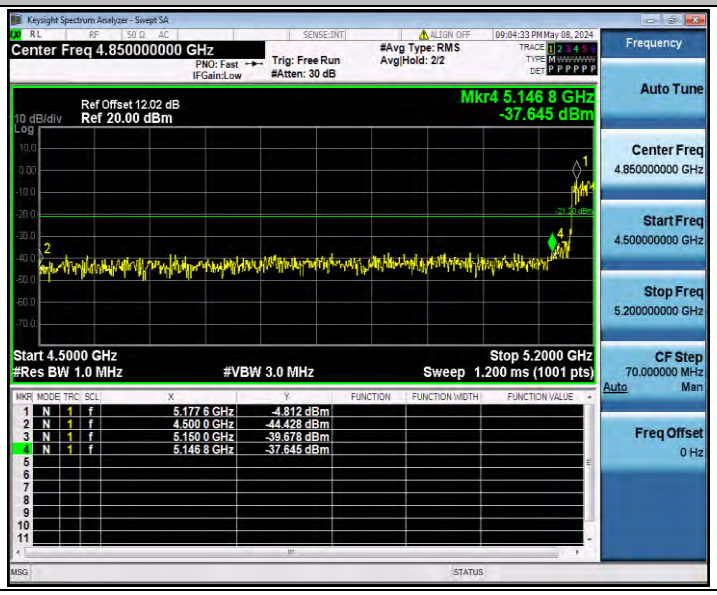

11N40SISO_Ant0_High_5230_AV

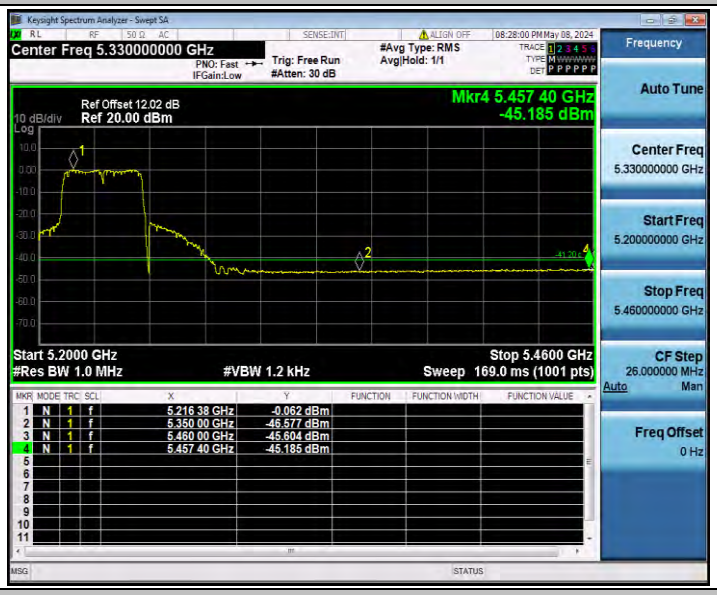

11N40SISO_Ant0_High_5230_Peak

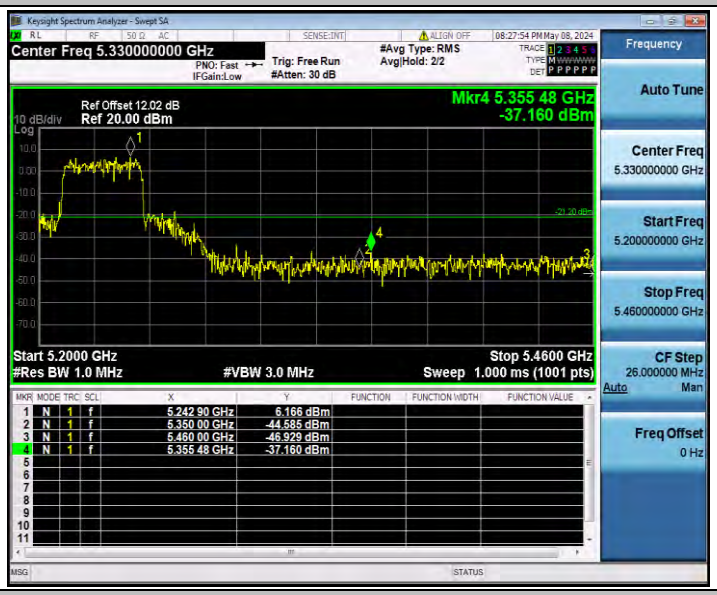

11AC20SISO_Ant0_Low_5180_AV

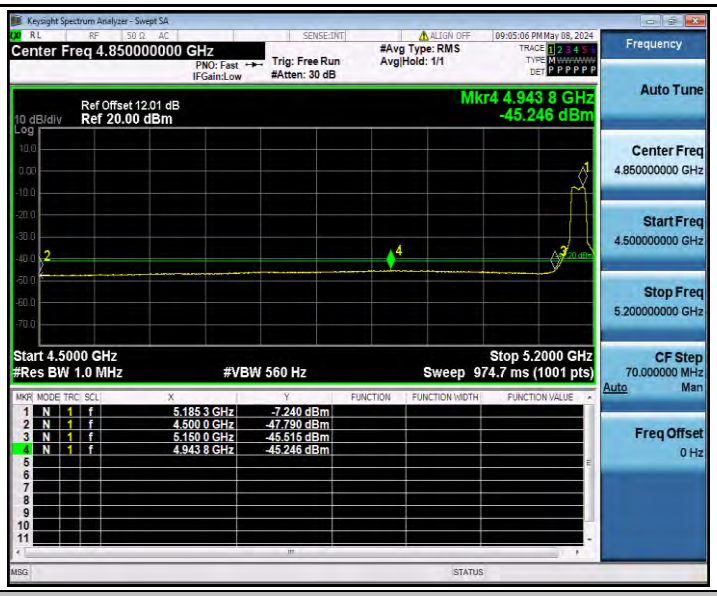

11AC20SISO_Ant0_Low_5180_Peak

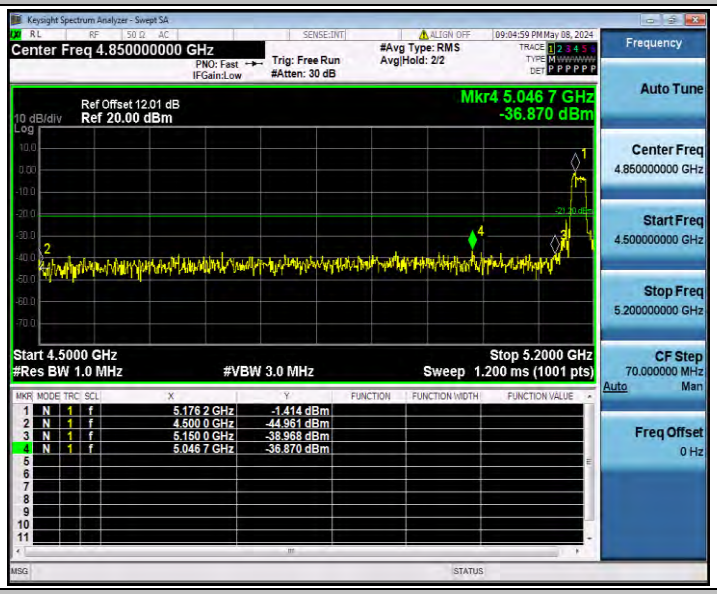

11AC20SISO_Ant0_High_5240_AV

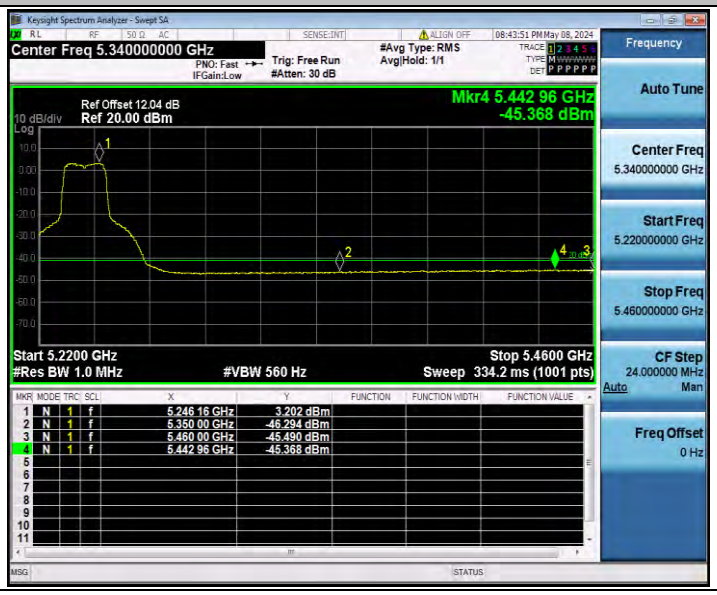

11AC20SISO_Ant0_High_5240_Peak

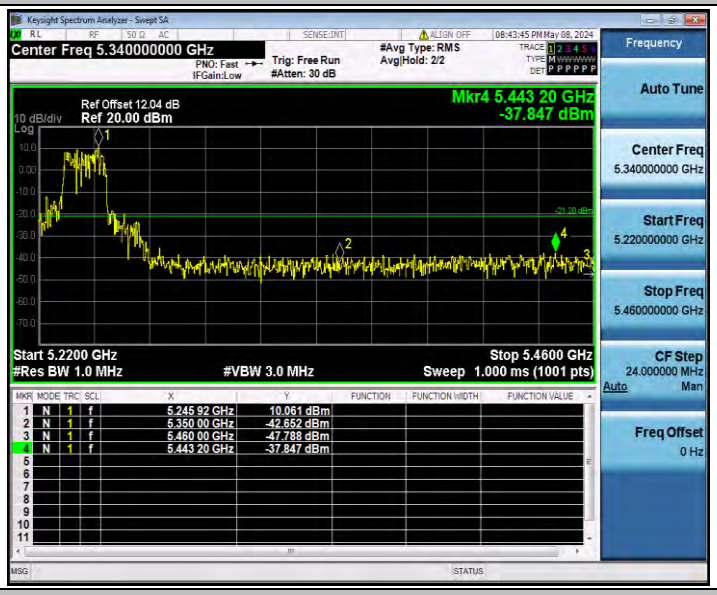

11AC40SISO_Ant0_Low_5190_AV

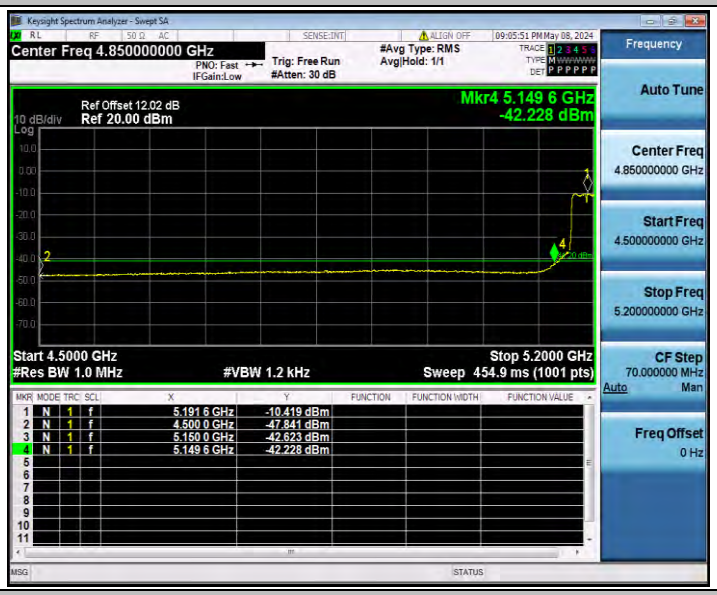

11AC40SISO_Ant0_Low_5190_Peak

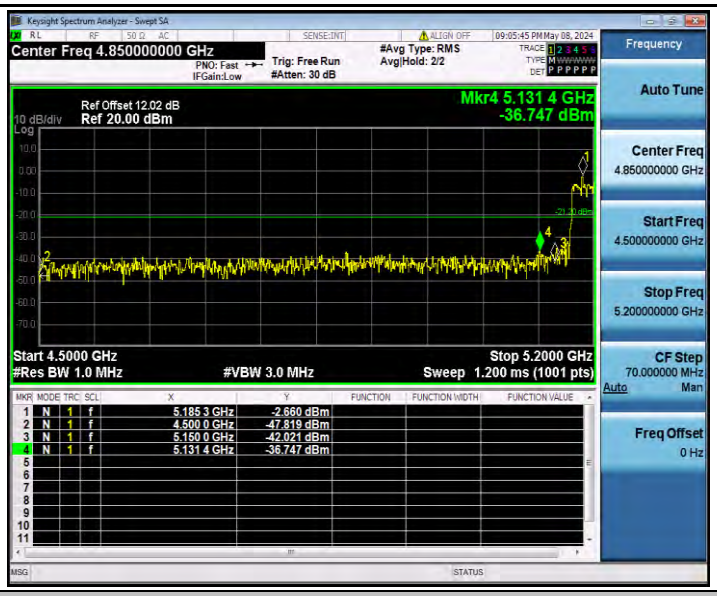

11AC40SISO_Ant0_High_5230_AV

11AC40SISO_Ant0_High_5230_Peak

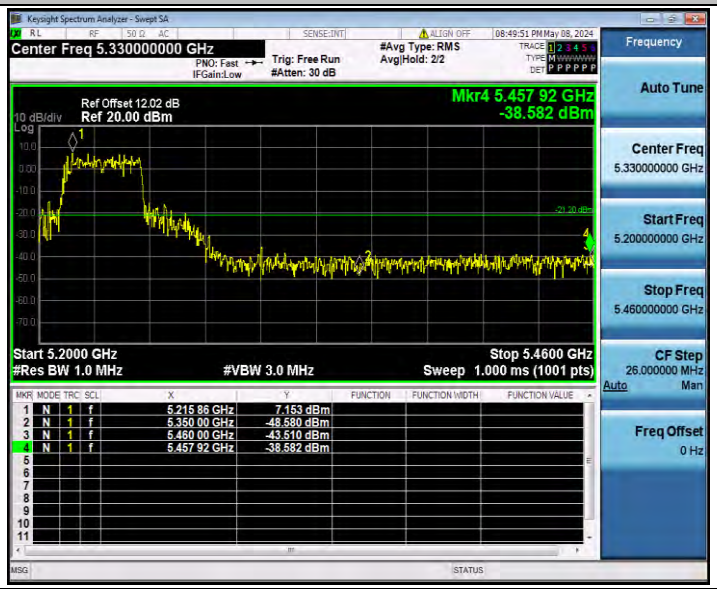

11AC80SISO_Ant0_Low_5210_AV

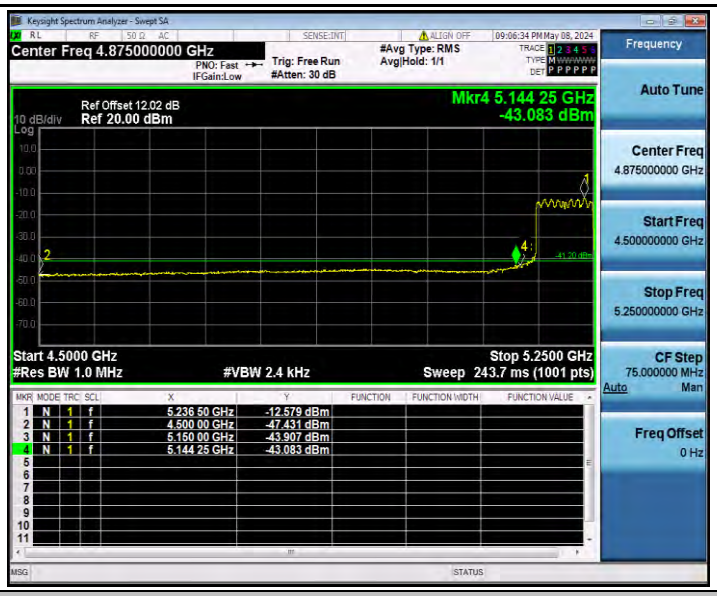

11AC80SISO_Ant0_Low_5210_Peak

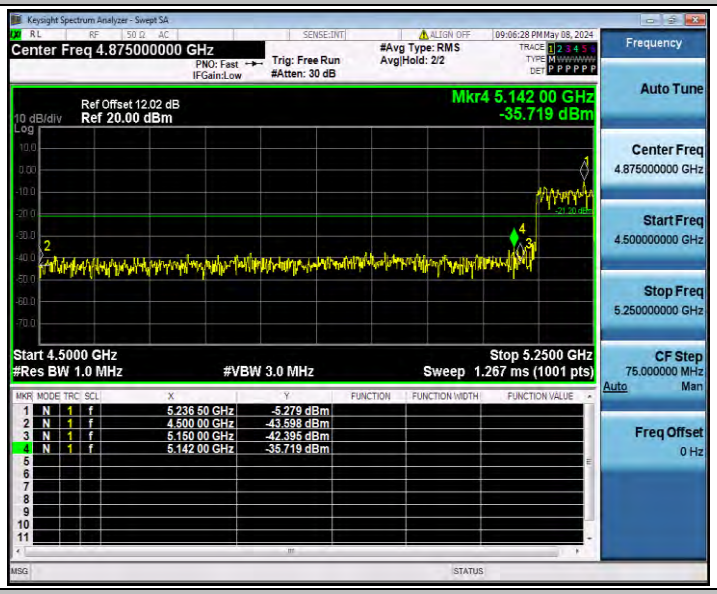

11AC80SISO_Ant0_High_5210_AV

11AC80SISO_Ant0_High_5210_Peak