1 Photo documentation of the EUT

1.1 Scale



1 box ≙ 10 cm x 10 cm

or

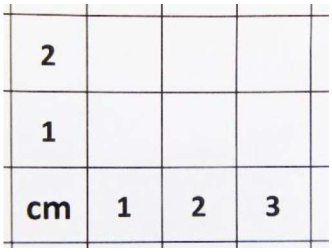

1 box ≙ 1 cm x 1 cm

The test report merely corresponds to the test sample. It is not permitted to copy extracts of these test results without the written permission of the test laboratory.

1.2 Internal views

Open housing



The test report merely corresponds to the test sample. It is not permitted to copy extracts of these test results without the written permission of the test laboratory.

Top view of the Main-Board PCB



The test report merely corresponds to the test sample. It is not permitted to copy extracts of these test results without the written permission of the test laboratory.

Bottom view of the Main-Board PCB



The test report merely corresponds to the test sample. It is not permitted to copy extracts of these test results without the written permission of the test laboratory.

Top view of the Processor-Board PCB



The test report merely corresponds to the test sample. It is not permitted to copy extracts of these test results without the written permission of the test laboratory.

Bottom view of the Processor-Board PCB



The test report merely corresponds to the test sample. It is not permitted to copy extracts of these test results without the written permission of the test laboratory.

Top view of the Hydraulic-Box-Board PCB



The test report merely corresponds to the test sample. It is not permitted to copy extracts of these test results without the written permission of the test laboratory.

Bottom view of the Hydraulic-Box-Board PCB



The test report merely corresponds to the test sample. It is not permitted to copy extracts of these test results without the written permission of the test laboratory.

1.3 Internal views – Antenna

Top view of the Antenna-Assembly Valve-Drive

Inside view of the Antenna-Assembly Valve-Drive



The test report merely corresponds to the test sample. It is not permitted to copy extracts of these test results without the written permission of the test laboratory.

Top view of the Annenna-Assembly of Flush head and Metering device

Bottom view of the Annenna-Assembly of Flush head and Metering device

The test report merely corresponds to the test sample. It is not permitted to copy extracts of these test results without the written permission of the test laboratory.

Antenna positions inside the equipment



- End of Attachment B -

The test report merely corresponds to the test sample. It is not permitted to copy extracts of these test results without the written permission of the test laboratory.