1 Photo documentation of the EUT

1.1 Scale



1 box ≙ 10 cm x 10 cm

or

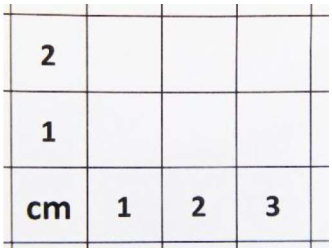

1 box ≙ 1 cm x 1 cm

The test report merely corresponds to the test sample. It is not permitted to copy extracts of these test results without the written permission of the test laboratory.

1.2 Internal views

Open housing



The test report merely corresponds to the test sample. It is not permitted to copy extracts of these test results without the written permission of the test laboratory.

Top view of the Main-Board PCB



The test report merely corresponds to the test sample. It is not permitted to copy extracts of these test results without the written permission of the test laboratory.

Bottom view of the Main-Board PCB



The test report merely corresponds to the test sample. It is not permitted to copy extracts of these test results without the written permission of the test laboratory.

Top view of the Processor-Board PCB



The test report merely corresponds to the test sample. It is not permitted to copy extracts of these test results without the written permission of the test laboratory.

Bottom view of the Processor-Board PCB



The test report merely corresponds to the test sample. It is not permitted to copy extracts of these test results without the written permission of the test laboratory.

Top view of the ext. TAG reader PCB



The test report merely corresponds to the test sample. It is not permitted to copy extracts of these test results without the written permission of the test laboratory.

Bottom view of the ext. TAG reader PCB



The test report merely corresponds to the test sample. It is not permitted to copy extracts of these test results without the written permission of the test laboratory.

1.3 Internal views – Antenna

Antenna positions inside the equipment (ext. TAG reader)



- End of attachment_B -

The test report merely corresponds to the test sample. It is not permitted to copy extracts of these test results without the written permission of the test laboratory.