No.:
WTSSZ2024-0516

TEST REPORT

NAME OF SAMPLE	:	NACS EV charger coupler
CLIENT	:	ITT Cannon Electronics SZ Ltd.
CLASSIFICATION OF TEST	:	N/A

CVC Testing Technology (Shenzhen) Co., Ltd.

Client	**Name : ITT Cannon Electronics SZ Ltd.** **Address : Tuopandun Industrial Area, Jinda Cheng, Xiner Village,Shajing Town, Baoan District,Shenzhen City,**
Manufacturer	**Name : ITT Cannon Electronics SZ Ltd.** **Address : Tuopandun Industrial Area, Jinda Cheng, Xiner Village,Shajing Town, Baoan District,Shenzhen City,**
Equipment Under Test	**Name : NACS EV charger coupler** **Model/Type: 045-4001-488、045-4001-489** **Additional Model: N/A** **Trade mark : N/A** **Serial NO.:N/A** **Sample NO.: 1-1**

Date of Receipt.	**2024.05.24**	Date of Testing	**2024.05.24～2024.05.29**

Test Specification	**Test Result**
ANSI/IEEE Std 149-2021 IEEE Recommended Practice for Antenna Measurements	N/A

Evaluation of Test Result	The Gain,Efficiency and Radiation Pattern of NACS EV charger coupler Antenna had been tested and the test results were shown on pages 8 to 10. Seal of CVC **Issue Date: 2024-06-17**

Tested by:	Reviewed by:	Approved by:
Cai Jianyu	Mo Xianbiao	Dong Sanbi
Name Signature	Name Signature	Name Signature

Other Aspects: NONE.

Abbreviations:OK, Pass= passed Fail = failed N/A= not applicable EUT= equipment, sample(s) under tested

This test report relates only to the EUT, and shall not be reproduced except in full, without written approval of CVC.

TABLE OF CONTENTS

RELEASE CONTROL RECORD **4**

1. SUMMARY OF TEST RESULTS **5**

2. GENERAL INFORMATION **6**

2.1 GENERAL PRODUCT INFORMATION 6
2.2 TEST CONDITION 7
2.3 MEASUREMENT UNCERTAINTY 7
2.4 TEST LOCATION 7

3. ANTENNA GAIN EFFICIENCY AND RADIATION PATTERN **8**

3.1 TEST RESULTS 8
3.2 TEST GRAPHS 9

4. PHOTOGRAPH OF TEST SET UP **11**

5. DIMENSION OF EUT **12**

APPENDIX A **13**

APPENDIX B **14**

RELEASE CONTROL RECORD

ISSUE NO.	REASON FOR CHANGE	DATE ISSUED
WTSSZ2024-0516	Original release	2024-06-17

1. SUMMARY OF TEST RESULTS

Test Item	Result
Gain(Peak Gain)	-1.75 dBi

2. GENERAL INFORMATION

2.1 General Product Information

PRODUCT	NACS EV charger coupler
BRAND	N/A
TEST MODEL	045-4001-488
ADDITIONAL MODEL	045-4001-489
ANTENNA TYPE	PCB Antenna
FREQUENCY RANGE	432MHz~435MHz
ANTENNA DIMENSIONS	36mm × 23mm

Remark:

1. For more detailed features description, please refer to the manufacturer's specifications or the User's Manual.
2. The models are identical in circuit and PCB layout, only different on the model names.
3. Since the above data and/or information is provided by the client, CVC is not responsible for the authenticity, integrity and results of the data and information and/or the validity of the conclusion.

2.2 Test Condition

ENVIRONMENT PARAMETER	Ambient Pressure (KPa)	Temperature (℃)	Voltage	Relative Humidity (%)
NORMAL TEMPERATURE,NORMAL VOLTAGE	101	22.7	N/A	54.2

2.3 Measurement Uncertainty

Where relevant, the following measurement uncertainty levels have been estimated for tests performed on the EUT:

Item	Uncertainty
Gain	±0.8dB
Remark: 95% Confidence Levels, *k*=2.	

2.4 Test Location

The tests and measurements refer to this report were performed by EMC testing Lab of CVC Testing Technology (Shenzhen) Co., Ltd.

Lab Address: No. 1301-14,16, Guanguang Road, Xinlan Community, Guanlan Street, Longhua District, Shenzhen, Guangdong, 518110, P. R. China

Post Code：518110 Tel：0755-23763060-8805
Fax：0755-23763060 E-mail：sz-kf@cvc.org.cn
FCC(Test firm designation number：CN1363)
IC(Test firm CAB identifier number：CN0137)
CNAS(Test firm designation number：L16091)

3. ANTENNA GAIN EFFICIENCY AND RADIATION PATTERN

3.1 Test Results

Test Model	045-4001-488	
Sample No.	1-1	
Frequency (MHz)	Gain(dBi)	Efficiency(%)
432.92	-2.42	17.35
433.92	-1.92	18.38
434.92	**-1.75**	**19.15**

3.2 Test Graphs

434.92MHz	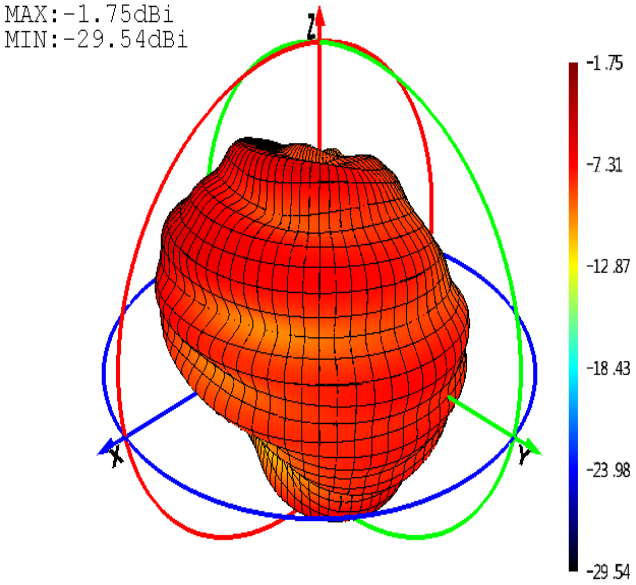
434.92MHz	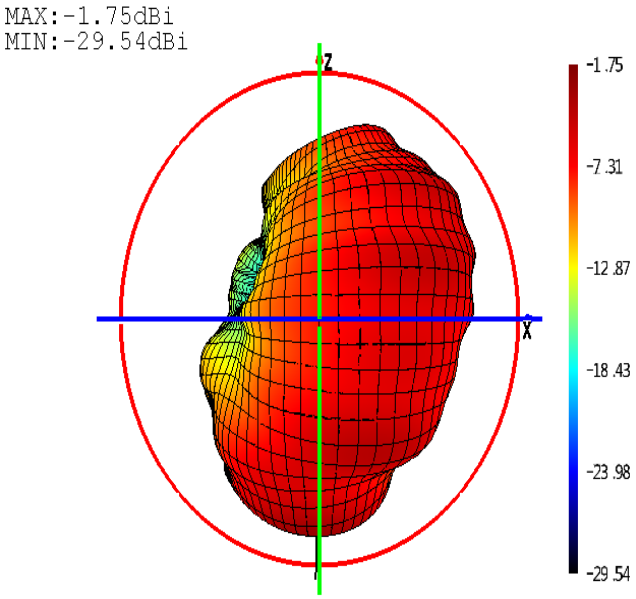

434.92MHz	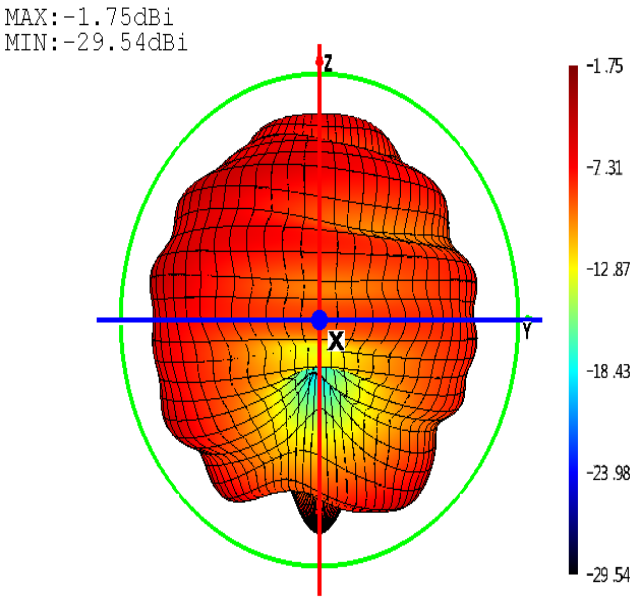
434.92MHz	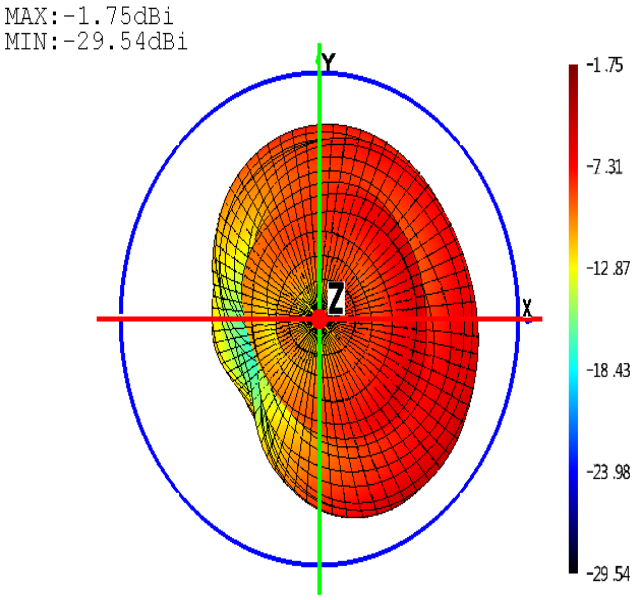

4. PHOTOGRAPH OF TEST SET UP



Passive Measurement Setup



5. DIMENSION of EUT



APPENDIX A

Test Equipment	Equipment No.	Serial No.	Manufacturer	Type/Mode	Cal.Due	Using
Shielded Room	CS0300038	20211221	SUN YIELD	6m*6m*6m	2024/12/20	√
Vector Network Analyzer	CS0300067	101544	R&S	ZNB40	2025/5/25	√
Automatic switching unit	CS0300039	81612472	/	5G ACTIVE SWITCHING UNIT	/	√

APPENDIX B

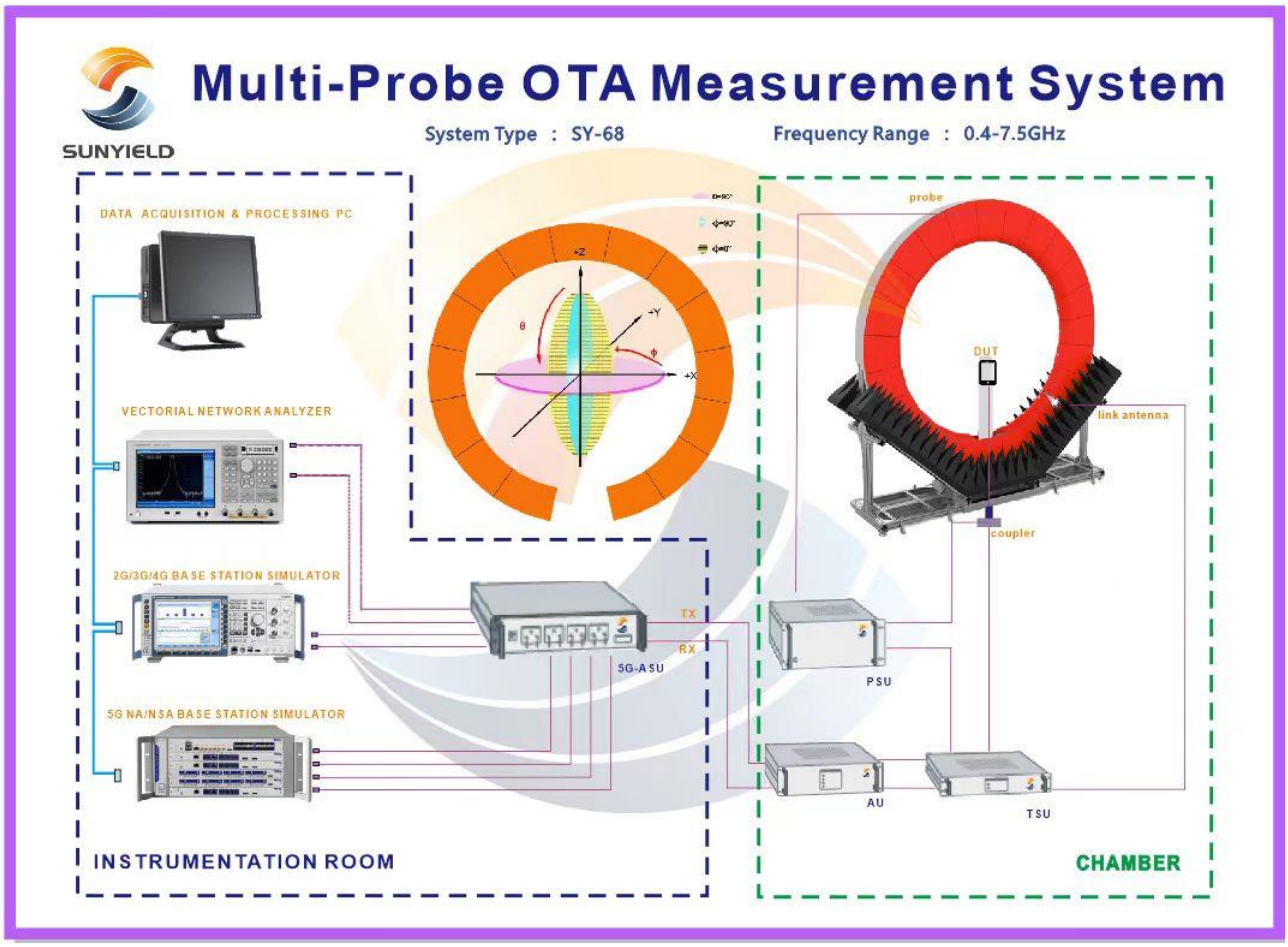
Multi-Probe OTA Measurement System
SUNYIELD
System Type : SY-68
Frequency Range : 0.4-7.5GHz
DATA ACQUISITION & PROCESSING PC
VECTORIAL NETWORK ANALYZER
2G/3G/4G BASE STATION SIMULATOR
5G NA/NSA BASE STATION SIMULATOR
5G-ASU
TX
RX
INSTRUMENTATION ROOM
probe
DUT
link antenna
coupler
PSU
AU
TSU
CHAMBER

Important

(1) The test report is invalid without the official stamp of CVC;

(2) Any part photocopies of the test report are forbidden without the written permission from CVC;

(3) The test report is invalid without the signatures of Approval and Reviewer;

(4) The test report is invalid if altered;

(5) Objections to the test report must be submitted to CVC within 15 days.

(6) Generally, commission test is responsible for the tested samples only.

(7) As for the test result "-" or "N/A" means "not applicable", "/" means "not test", "P" means "pass" and "F" means "fail"

The test data and test results given in this test report should only be used for purposes of scientific research, teaching and internal quality control when the CMA symbol is not presented.

Address of the laboratory:

CVC Testing Technology (Shenzhen) Co., Ltd.

Address: No. 1301-14,16, Guanguang Road, Xinlan Community, Guanlan Street, Longhua District, Shenzhen, Guangdong, 518110, P. R. China

Post Code：518110 Tel：0755-23763060-8805

Fax：0755-23763060 E-mail：sz-kf@cvc.org.cn

http://www.cvc.org.cn