# TEST REPORT

| | |
|---|---|
| **Application No.:** | SZCR2311003836BA |
| **Applicant:** | Shenzhen YOOATOM Technology Co.,Ltd |
| **Address of Applicant:** | 1701 17th Floor, No.59, Jinhai Yaju, No.59, No.57, Beishan Road, Yantian Community, Yantian Street, Yantian District, Shenzhen Guangdong |
| **Manufacturer:** | Shenzhen YOOATOM Technology Co.,Ltd |
| **Address of Manufacturer:** | 1701 17th Floor, No.59, Jinhai Yaju, No.59, No.57, Beishan Road,Yantian Community,Yantian Street, Yantian District, Shenzhen Guangdong |
| **Equipment Under Test (EUT):** | |
| **EUT Name:** | Power Dock |
| **Model No.:** | YPD800 |
| **Trade Mark:** | YOOATOM |
| **FCC ID:** | 2BGETYPD800 |
| **Standard(s) :** | 47 CFR Part 15, Subpart C |
| **Date of Receipt:** | 2023-11-24 |
| **Date of Test:** | 2024-04-11 to 2024-05-13 |
| **Date of Issue:** | 2024-08-22 |
| **Test Result:** | **Pass*** |

* In the configuration tested, the EUT complied with the standards specified above.

Keny Xu
EMC Laboratory Manager

Unless otherwise agreed in writing, this document is issued by the Company subject to its General Conditions of Service printed overleaf, available on request or accessible at https://www.sgs.com/en/Terms-and-Conditions. Attention is drawn to the limitation of liability, indemnification and jurisdiction issues defined therein. Any holder of this document is advised that information contained hereon reflects the Company's findings at the time of its intervention only and within the limits of Client's instructions, if any. The Company's sole responsibility is to its Client and this document does not exonerate parties to a transaction from exercising all their rights and obligations under the transaction documents. This document cannot be reproduced except in full, without prior written approval of the Company. Any unauthorized alteration, forgery or falsification of the content or appearance of this document is unlawful and offenders may be prosecuted to the fullest extent of the law. Unless otherwise stated the results shown in this test report refer only to the sample(s) tested and such sample(s) are retained for 30 days only.
Attention: To check the authenticity of testing /inspection report & certificate, please contact us at telephone: (86-755) 8307 1443, or email: CN.Doccheck@sgs.com
No.1 Workshop, M-10, Middle Section, Science & Technology Park, Nanshan District, Shenzhen, Guangdong, China 518057 t (86-755) 26012053 f (86-755) 26710594 www.sgsgroup.com.cn
中国·广东·深圳市南山区科技园中区M-10栋1号厂房 邮编:518057 t (86-755) 26012053 f (86-755) 26710594 sgs.china@sgs.com
Member of the SGS Group (SGS SA)

| Revision Record | | | | |
|---|---|---|---|---|
| **Version** | **Chapter** | **Date** | **Modifier** | **Remark** |
| 01 | | 2024-08-22 | | Original |
| | | | | |
| | | | | |

| | | | | |
|---|---|---|---|---|
| **Authorized for issue by:** | | | | |
| | | Vincent Chen<br>**Vincent Chen/Project Engineer** | | |
| | | Eric Fu<br>**Eric Fu/Reviewer** | | |

Unless otherwise agreed in writing, this document is issued by the Company subject to its General Conditions of Service printed overleaf, available on request or accessible at https://www.sgs.com/en/Terms-and-Conditions. Attention is drawn to the limitation of liability, indemnification and jurisdiction issues defined therein. Any holder of this document is advised that information contained hereon reflects the Company's findings at the time of its intervention only and within the limits of Client's instructions, if any. The Company's sole responsibility is to its Client and this document does not exonerate parties to a transaction from exercising all their rights and obligations under the transaction documents. This document cannot be reproduced except in full, without prior written approval of the Company. Any unauthorized alteration, forgery or falsification of the content or appearance of this document is unlawful and offenders may be prosecuted to the fullest extent of the law. Unless otherwise stated the results shown in this test report refer only to the sample(s) tested and such sample(s) are retained for 30 days only.
Attention: To check the authenticity of testing /inspection report & certificate, please contact us at telephone: (86-755) 8307 1443, or email: CN.Doccheck@sgs.com
SGS-CSTC Standards Technical Services Co.,Ltd. Shenzhen Branch Technical Services CEC Laboratory.
No.1 Workshop, M-10, Middle Section, Science & Technology Park, Nanshan District, Shenzhen, Guangdong, China 518057 t (86-755) 26012053 f (86-755) 26710594 www.sgsgroup.com.cn
中国・广东・深圳市南山区科技园中区M-10栋1号厂房 邮编: 518057 t (86-755) 26012053 f (86-755) 26710594 sgs.china@sgs.com
Member of the SGS Group (SGS SA)

# 2 Test Summary

| Radio Spectrum Technical Requirement | | | | |
|---|---|---|---|---|
| **Item** | **Standard** | **Method** | **Requirement** | **Result** |
| Antenna Requirement | 47 CFR Part 15, Subpart C | N/A | 47 CFR Part 15, Subpart C 15.203 | Pass |

| Radio Spectrum Matter Part | | | | |
|---|---|---|---|---|
| **Item** | **Standard** | **Method** | **Requirement** | **Result** |
| 20dB Bandwidth | 47 CFR Part 15, Subpart C | ANSI C63.10 (2013) Section 6.9.2 | 47 CFR Part 15, Subpart C 15.215 | Pass |
| Conducted Emissions at AC Mains Power Port (150kHz-30MHz) | | ANSI C63.10 (2013) Section 6.2 | 47 CFR Part 15, Subpart C 15.207 | Pass |
| Restricted Bands | | ANSI C63.10 (2013) Section 6.10.5 | 47 CFR Part 15, Subpart C 15.205 | Pass |
| Radiated Emissions (9kHz-30MHz) | | ANSI C63.10 (2013) Section 6.4 | 47 CFR Part 15, Subpart C 15.205 & 15.209 | Pass |
| Radiated Emissions (30MHz-1GHz) | | ANSI C63.10 (2013) Section 6.5 | 47 CFR Part 15, Subpart C 15.205 & 15.209 | Pass |

Unless otherwise agreed in writing, this document is issued by the Company subject to its General Conditions of Service printed overleaf, available on request or accessible at https://www.sgs.com/en/Terms-and-Conditions. Attention is drawn to the limitation of liability, indemnification and jurisdiction issues defined therein. Any holder of this document is advised that information contained hereon reflects the Company's findings at the time of its intervention only and within the limits of Client's instructions, if any. The Company's sole responsibility is to its Client and this document does not exonerate parties to a transaction from exercising all their rights and obligations under the transaction documents. This document cannot be reproduced except in full, without prior written approval of the Company. Any unauthorized alteration, forgery or falsification of the content or appearance of this document is unlawful and offenders may be prosecuted to the fullest extent of the law. Unless otherwise stated the results shown in this test report refer only to the sample(s) tested and such sample(s) are retained for 30 days only.
Attention: To check the authenticity of testing /inspection report & certificate, please contact us at telephone: (86-755) 8307 1443, or email: CN.Doccheck@sgs.com
SGS-CSTC Standards Technical Services Co., Ltd. Shenzhen Branch Technology Services EMC Laboratory.
No.1 Workshop, M-10, Middle Section, Science & Technology Park, Nanshan District, Shenzhen, Guangdong, China 518057 t (86-755) 26012053 f (86-755) 26710594 www.sgsgroup.com.cn
中国・广东・深圳市南山区科技园中区M-10栋1号厂房 邮编: 518057 t (86-755) 26012053 f (86-755) 26710594 sgs.china@sgs.com
Member of the SGS Group (SGS SA)

# 3 Contents

Page

**1 Cover Page** ..... **1**

**2 Test Summary** ..... **3**

**3 Contents** ..... **4**

**4 General Information** ..... **6**

4.1 Details of E.U.T. ..... 6
4.2 Description of Support Units ..... 6
4.3 Measurement Uncertainty ..... 7
4.4 Test Location ..... 8
4.5 Test Facility ..... 8
4.6 Deviation from Standards ..... 8
4.7 Abnormalities from Standard Conditions ..... 8

**5 Equipment List** ..... **9**

**6 Radio Spectrum Technical Requirement** ..... **11**

6.1 Antenna Requirement ..... 11
6.1.1 Test Requirement: ..... 11
6.1.2 Conclusion ..... 11

**7 Radio Spectrum Matter Test Results** ..... **12**

7.1 20dB Bandwidth ..... 12
7.1.1 E.U.T. Operation ..... 12
7.1.2 Test Mode Description ..... 12
7.1.3 Test Setup Diagram ..... 12
7.1.4 Measurement Procedure and Data ..... 12
7.2 Conducted Emissions at AC Mains Power Port (150kHz-30MHz) ..... 14
7.2.1 E.U.T. Operation ..... 14
7.2.2 Test Mode Description ..... 14
7.2.3 Test Setup Diagram ..... 14
7.2.4 Measurement Procedure and Data ..... 15
7.3 Restricted Bands ..... 18
7.3.1 E.U.T. Operation ..... 18
7.3.2 Test Mode Description ..... 18
7.3.3 Test Setup Diagram ..... 18
7.3.4 Measurement Procedure and Data ..... 18
7.4 Radiated Emissions (9kHz-30MHz) ..... 20
7.4.1 E.U.T. Operation ..... 21
7.4.2 Test Mode Description ..... 21
7.4.3 Test Setup Diagram ..... 21
7.4.4 Measurement Procedure and Data ..... 21
7.5 Radiated Emissions (30MHz-1GHz) ..... 24
7.5.1 E.U.T. Operation ..... 24

通标标准技术服务有限公司深圳分公司
检验检测专用章
Inspection & Testing Services
SGS-CSTC Standards Technical Services Co., Ltd. Shenzhen Branch Testing Center LLC Laboratory.

Unless otherwise agreed in writing, this document is issued by the Company subject to its General Conditions of Service printed overleaf, available on request or accessible at https://www.sgs.com/en/Terms-and-Conditions. Attention is drawn to the limitation of liability, indemnification and jurisdiction issues defined therein. Any holder of this document is advised that information contained hereon reflects the Company's findings at the time of its intervention only and within the limits of Client's instructions, if any. The Company's sole responsibility is to its Client and this document does not exonerate parties to a transaction from exercising all their rights and obligations under the transaction documents. This document cannot be reproduced except in full, without prior written approval of the Company. Any unauthorized alteration, forgery or falsification of the content or appearance of this document is unlawful and offenders may be prosecuted to the fullest extent of the law. Unless otherwise stated the results shown in this test report refer only to the sample(s) tested and such sample(s) are retained for 30 days only.
Attention: To check the authenticity of testing /inspection report & certificate, please contact us at telephone: (86-755) 8307 1443, or email: CN.Doccheck@sgs.com

No.1 Workshop, M-10, Middle Section, Science & Technology Park, Nanshan District, Shenzhen, Guangdong, China 518057 t (86-755) 26012053 f (86-755) 26710594 www.sgsgroup.com.cn
中国・广东・深圳市南山区科技园中区M-10栋1号厂房 邮编:518057 t (86-755) 26012053 f (86-755) 26710594 sgs.china@sgs.com

7.5.2 Test Mode Description ....24
7.5.3 Test Setup Diagram ....25
7.5.4 Measurement Procedure and Data....25

**8 Test Setup Photo ....28**

**9 EUT Constructional Details (EUT Photos) ....28**

Unless otherwise agreed in writing, this document is issued by the Company subject to its General Conditions of Service printed overleaf, available on request or accessible at https://www.sgs.com/en/Terms-and-Conditions. Attention is drawn to the limitation of liability, indemnification and jurisdiction issues defined therein. Any holder of this document is advised that information contained hereon reflects the Company's findings at the time of its intervention only and within the limits of Client's instructions, if any. The Company's sole responsibility is to its Client and this document does not exonerate parties to a transaction from exercising all their rights and obligations under the transaction documents. This document cannot be reproduced except in full, without prior written approval of the Company. Any unauthorized alteration, forgery or falsification of the content or appearance of this document is unlawful and offenders may be prosecuted to the fullest extent of the law. Unless otherwise stated the results shown in this test report refer only to the sample(s) tested and such sample(s) are retained for 30 days only.
Attention: To check the authenticity of testing /inspection report & certificate, please contact us at telephone: (86-755) 8307 1443, or email: CN.Doccheck@sgs.com

SGS-CSTC Standards Technical Services Co.,Ltd. Shenzhen Branch Testing Center LLC Laboratory.
No.1 Workshop, M-10, Middle Section, Science & Technology Park, Nanshan District, Shenzhen, Guangdong, China 518057 t (86-755) 26012053 f (86-755) 26710594 www.sgsgroup.com.cn
中国・广东・深圳市南山区科技园中区M-10栋1号厂房 邮编: 518057 t (86-755) 26012053 f (86-755) 26710594 sgs.china@sgs.com

# 4 General Information

## 4.1 Details of E.U.T.

| | |
|---|---|
| Power supply: | For Hub:<br>AC Adapter Charging Port: 100W Max<br>Anderson input: 230W Max<br>2*AC outputs: 500W Max<br>USB-A outputs: 18W Max *2<br>USB-C outputs/ inputs: 100W Max *2<br>Car DC output: 12V 10A<br>DC output: 12V 5A<br>Car DC output + DC output: total 120W Max<br>AC output + DC output: total 500W Max<br>For Stack:<br>USB-C Output: (60W Max) Port*1<br>USB-C Input: (65W Max) Port*1<br><br>For Dock:<br>USB-C Output: (60W Max) Port*1<br>USB-C Input: (65W Max) Port*1<br>USB-A Output: (18W Max) Port*4<br>Wireless Charging Pad: 10W<br><br>For Power System Origin800<br>(Hub*1+Stack*5)/(Hub*1+Stock*4+Dock*1)<br>2*AC outputs: 800W Max<br>AC output + DC output: total 800W Max |
| Operation frequency: | 111.8kHz to 148.0kHz |
| Modulation type: | Load modulation |
| Antenna Type: | Loop Antenna |

Remark:The information in this section is provided by the applicant or manufacturer, SGS is not liable to the accuracy, suitability, reliability or/and integrity of the information.

## 4.2 Description of Support Units

| Description | Manufacturer | Model No. | Serial No. |
|---|---|---|---|
| 100W GaN Fast Charger | DongGuan RuiHeng Electronic Technology CO., LTD | N/A | N/A |
| Load Resistor | SGS | N/A | REF. No.SEA06A00 |
| Load Resistor | SGS | BX7-14 | REF. No.SEA37A00 |
| Mobile Phone | HUAWEI | NOH-AN00 | REF. No.SEA16C01 |

Unless otherwise agreed in writing, this document is issued by the Company subject to its General Conditions of Service printed overleaf, available on request or accessible at https://www.sgs.com/en/Terms-and-Conditions. Attention is drawn to the limitation of liability, indemnification and jurisdiction issues defined therein. Any holder of this document is advised that information contained hereon reflects the Company's findings at the time of its intervention only and within the limits of Client's instructions, if any. The Company's sole responsibility is to its Client and this document does not exonerate parties to a transaction from exercising all their rights and obligations under the transaction documents. This document cannot be reproduced except in full, without prior written approval of the Company. Any unauthorized alteration, forgery or falsification of the content or appearance of this document is unlawful and offenders may be prosecuted to the fullest extent of the law. Unless otherwise stated the results shown in this test report refer only to the sample(s) tested and such sample(s) are retained for 30 days only.
Attention: To check the authenticity of testing /inspection report & certificate, please contact us at telephone: (86-755) 8307 1443, or email: CN.Doccheck@sgs.com
No.1 Workshop, M-10, Middle Section, Science & Technology Park, Nanshan District, Shenzhen, Guangdong, China 518057 t (86-755) 26012053 f (86-755) 26710594 www.sgsgroup.com.cn
中国・广东・深圳市南山区科技园中区M-10栋1号厂房 邮编: 518057 t (86-755) 26012053 f (86-755) 26710594 sgs.china@sgs.com
Member of the SGS Group (SGS SA)

## 4.3 Measurement Uncertainty

| Test Item | Measurement Uncertainty |
|---|---|
| 20dB Bandwidth | ± 0.3% |
| Conducted Emissions at AC Mains Power Port (150kHz-30MHz) | ± 3.1dB |
| Restricted Bands | ± 0.3% |
| Radiated Emissions (9kHz-30MHz) | ± 3.6dB |
| Radiated Emissions (30MHz-1GHz) | ± 6.0dB for 3m; ± 5.0dB for 10m |

Remark:
The $U_{lab}$ (lab Uncertainty) is less than $U_{cispr/ETSI}$ (CISPR/ETSI Uncertainty), so the test results
– compliance is deemed to occur if no measured disturbance level exceeds the disturbance limit;
– non-compliance is deemed to occur if any measured disturbance level exceeds the disturbance limit.

Unless otherwise agreed in writing, this document is issued by the Company subject to its General Conditions of Service printed overleaf, available on request or accessible at https://www.sgs.com/en/Terms-and-Conditions. Attention is drawn to the limitation of liability, indemnification and jurisdiction issues defined therein. Any holder of this document is advised that information contained hereon reflects the Company's findings at the time of its intervention only and within the limits of Client's instructions, if any. The Company's sole responsibility is to its Client and this document does not exonerate parties to a transaction from exercising all their rights and obligations under the transaction documents. This document cannot be reproduced except in full, without prior written approval of the Company. Any unauthorized alteration, forgery or falsification of the content or appearance of this document is unlawful and offenders may be prosecuted to the fullest extent of the law. Unless otherwise stated the results shown in this test report refer only to the sample(s) tested and such sample(s) are retained for 30 days only.
Attention: To check the authenticity of testing /inspection report & certificate, please contact us at telephone: (86-755) 8307 1443, or email: CN.Doccheck@sgs.com
SGS-CSTC Standards Technical Services Co., Ltd. Shenzhen Branch Technical Services CEC Laboratory.
No.1 Workshop, M-10, Middle Section, Science & Technology Park, Nanshan District, Shenzhen, Guangdong, China 518057 t (86-755) 26012053 f (86-755) 26710594 www.sgsgroup.com.cn
中国・广东・深圳市南山区科技园中区M-10栋1号厂房 邮编: 518057 t (86-755) 26012053 f (86-755) 26710594 sgs.china@sgs.com
Member of the SGS Group (SGS SA)

## 4.4 Test Location

All tests were performed at:

SGS-CSTC Standards Technical Services Co., Ltd., Shenzhen Branch

No. 1 Workshop, M-10, Middle Section, Science & Technology Park, Nanshan District, Shenzhen, Guangdong, China. 518057.

Tel: +86 755 2601 2053 Fax: +86 755 2671 0594

No tests were sub-contracted.

## 4.5 Test Facility

The test facility is recognized, certified, or accredited by the following organizations:

**• A2LA (Certificate No. 3816.01)**

SGS-CSTC Standards Technical Services Co., Ltd., Shenzhen EMC Laboratory is accredited by the American Association for Laboratory Accreditation(A2LA). Certificate No. 3816.01.

**• VCCI (Member No. 1937)**

The 3m Fully-anechoic chamber for above 1GHz, 10m Semi-anechoic chamber for below 1GHz, Shielded Room for Mains Port Conducted Interference Measurement and Telecommunication Port Conducted Interference Measurement of SGS-CSTC Standards Technical Services Co., Ltd. Shenzhen EMC laboratory have been registered in accordance with the Regulations for Voluntary Control Measures with Registration No.: G-20026, R-14188, C-12383 and T-11153 respectively.

**• FCC –Designation Number: CN1336**

SGS-CSTC Standards Technical Services Co., Ltd., Shenzhen EMC Laboratory has been recognized as an accredited testing laboratory.

Designation Number: CN1336. Test Firm Registration Number: 787754.

**• Innovation, Science and Economic Development Canada**

SGS-CSTC Standards Technical Services Co., Ltd., Shenzhen EMC Laboratory has been recognized by ISED as an accredited testing laboratory.

CAB identifier: CN0006.

IC#: 4620C.

## 4.6 Deviation from Standards

None

## 4.7 Abnormalities from Standard Conditions

None

Unless otherwise agreed in writing, this document is issued by the Company subject to its General Conditions of Service printed overleaf, available on request or accessible at https://www.sgs.com/en/Terms-and-Conditions. Attention is drawn to the limitation of liability, indemnification and jurisdiction issues defined therein. Any holder of this document is advised that information contained hereon reflects the Company's findings at the time of its intervention only and within the limits of Client's instructions, if any. The Company's sole responsibility is to its Client and this document does not exonerate parties to a transaction from exercising all their rights and obligations under the transaction documents. This document cannot be reproduced except in full, without prior written approval of the Company. Any unauthorized alteration, forgery or falsification of the content or appearance of this document is unlawful and offenders may be prosecuted to the fullest extent of the law. Unless otherwise stated the results shown in this test report refer only to the sample(s) tested and such sample(s) are retained for 30 days only.
Attention: To check the authenticity of testing /inspection report & certificate, please contact us at telephone: (86-755) 8307 1443, or email: CN.Doccheck@sgs.com
No.1 Workshop, M-10, Middle Section, Science & Technology Park, Nanshan District, Shenzhen, Guangdong, China 518057 t (86-755) 26012053 f (86-755) 26710594 www.sgsgroup.com.cn
中国・广东・深圳市南山区科技园中区M-10栋1号厂房 邮编: 518057 t (86-755) 26012053 f (86-755) 26710594 sgs.china@sgs.com
Member of the SGS Group (SGS SA)

# 5 Equipment List

| 20dB Bandwidth | | | | | |
|---|---|---|---|---|---|
| **Equipment** | **Manufacturer** | **Model No.** | **Inventory No.** | **Cal Date** | **Cal Due Date** |
| DC Power Supply | Zhao Xin | PS-305D | SEM011-13 | 2023-09-20 | 2024-09-19 |
| Spectrum Analyzer | Rohde & Schwarz | FSP30 | SEM004-06 | 2023-09-19 | 2024-09-18 |
| Measurement Software | TST PASS | TST PASS V2.0 | N/A | N/A | N/A |
| Coaxial Cable | SGS | N/A | SEM031-01 | 2023-07-07 | 2024-07-06 |
| Attenuator | Huber+Suhner | 6620_SMA-50-1 | SEM021-09 | 2024-03-27 | 2025-03-26 |

| Conducted Emissions at AC Mains Power Port (150kHz-30MHz) | | | | | |
|---|---|---|---|---|---|
| **Equipment** | **Manufacturer** | **Model No.** | **Inventory No.** | **Cal Date** | **Cal Due Date** |
| Shielding Room | ZhongYu Electron | GB-88 | SEM001-06 | 2022-05-14 | 2025-05-13 |
| EMI Test Receiver | Rohde&Schwarz | ESCI | SEM004-02 | 2024-03-14 | 2025-03-13 |
| Measurement Software | AUDIX | e3 V8.2014-6-27a | N/A | N/A | N/A |
| Coaxial Cable | SGS | N/A | SEM024-01 | 2023-07-07 | 2024-07-06 |
| LISN | Rohde&Schwarz | ENV216 | SEM007-01 | 2023-09-19 | 2024-09-18 |
| LISN | ETS-LINDGREN | 3816/2 | SEM007-02 | 2024-03-14 | 2025-03-13 |

| Restricted Bands | | | | | |
|---|---|---|---|---|---|
| **Equipment** | **Manufacturer** | **Model No.** | **Inventory No.** | **Cal Date** | **Cal Due Date** |
| DC Power Supply | Zhao Xin | PS-305D | SEM011-13 | 2023-09-20 | 2024-09-19 |
| Spectrum Analyzer | Rohde & Schwarz | FSP30 | SEM004-06 | 2023-09-19 | 2024-09-18 |
| Measurement Software | TST PASS | TST PASS V2.0 | N/A | N/A | N/A |
| Coaxial Cable | SGS | N/A | SEM031-01 | 2023-07-07 | 2024-07-06 |
| Attenuator | Huber+Suhner | 6620_SMA-50-1 | SEM021-09 | 2024-03-27 | 2025-03-26 |

通标标准技术服务有限公司深圳分公司
检验检测专用章
Inspection & Testing Services
SGS-CSTC Standards Technical Services Co.,Ltd. Shenzhen Branch Testing Center LLC Laboratory.

Unless otherwise agreed in writing, this document is issued by the Company subject to its General Conditions of Service printed overleaf, available on request or accessible at https://www.sgs.com/en/Terms-and-Conditions. Attention is drawn to the limitation of liability, indemnification and jurisdiction issues defined therein. Any holder of this document is advised that information contained hereon reflects the Company's findings at the time of its intervention only and within the limits of Client's instructions, if any. The Company's sole responsibility is to its Client and this document does not exonerate parties to a transaction from exercising all their rights and obligations under the transaction documents. This document cannot be reproduced except in full, without prior written approval of the Company. Any unauthorized alteration, forgery or falsification of the content or appearance of this document is unlawful and offenders may be prosecuted to the fullest extent of the law. Unless otherwise stated the results shown in this test report refer only to the sample(s) tested and such sample(s) are retained for 30 days only.
Attention: To check the authenticity of testing /inspection report & certificate, please contact us at telephone: (86-755) 8307 1443, or email: CN.Doccheck@sgs.com
No.1 Workshop, M-10, Middle Section, Science & Technology Park, Nanshan District, Shenzhen, Guangdong, China 518057 t (86-755) 26012053 f (86-755) 26710594 www.sgsgroup.com.cn
中国・广东・深圳市南山区科技园中区M-10栋1号厂房 邮编: 518057 t (86-755) 26012053 f (86-755) 26710594 sgs.china@sgs.com

| Radiated Emissions (9kHz-30MHz) | | | | | |
|---|---|---|---|---|---|
| **Equipment** | **Manufacturer** | **Model No.** | **Inventory No.** | **Cal Date** | **Cal Due Date** |
| 10m Semi-Anechoic Chamber | SAEMC | FSAC1018 | SEM001-03 | 2024-03-26 | 2025-03-25 |
| MXE EMI receiver | KEYSIGHT | N9038A | SEM004-16 | 2023-10-19 | 2024-10-18 |
| Trilog-Broadband Antenna | Schwarzbeck | VULB9168 | SEM003-18 | 2023-09-23 | 2025-09-22 |
| Pre-amplifier | Sonoma Instrument Co | 310N | SEM005-04 | 2024-03-27 | 2025-03-26 |
| Loop Antenna | ETS-Lindgren | 6502 | SEM003-08 | 2023-11-20 | 2025-11-19 |
| Measurement Software | AUDIX | e3 V8.2014-6-27 | N/A | N/A | N/A |
| Coaxial Cable | SGS | N/A | SEM029-01 | 2023-07-07 | 2024-07-06 |

| Radiated Emissions (30MHz-1GHz) | | | | | |
|---|---|---|---|---|---|
| **Equipment** | **Manufacturer** | **Model No.** | **Inventory No.** | **Cal Date** | **Cal Due Date** |
| 10m Semi-Anechoic Chamber | SAEMC | FSAC1018 | SEM001-03 | 2024-03-26 | 2025-03-25 |
| MXE EMI receiver | KEYSIGHT | N9038A | SEM004-16 | 2023-10-19 | 2024-10-18 |
| Trilog-Broadband Antenna | Schwarzbeck | VULB9168 | SEM003-18 | 2023-09-23 | 2025-09-22 |
| Pre-amplifier | Sonoma Instrument Co | 310N | SEM005-04 | 2024-03-27 | 2025-03-26 |
| Loop Antenna | ETS-Lindgren | 6502 | SEM003-08 | 2023-11-20 | 2025-11-19 |
| Measurement Software | AUDIX | e3 V8.2014-6-27 | N/A | N/A | N/A |
| Coaxial Cable | SGS | N/A | SEM029-01 | 2023-07-07 | 2024-07-06 |

| General used equipment | | | | | |
|---|---|---|---|---|---|
| **Equipment** | **Manufacturer** | **Model No.** | **Inventory No.** | **Cal Date** | **Cal Due Date** |
| Humidity/ Temperature Indicator | deli | 8838 | SEM002-32 | 2023-07-28 | 2024-07-27 |
| Humidity/ Temperature Indicator | deli | 8838 | SEM002-33 | 2023-07-28 | 2024-07-27 |
| Barometer | Changchun Meteorological Industry Factory | DYM3 | SEM002-01 | 2024-03-18 | 2025-03-17 |

Unless otherwise agreed in writing, this document is issued by the Company subject to its General Conditions of Service printed overleaf, available on request or accessible at https://www.sgs.com/en/Terms-and-Conditions. Attention is drawn to the limitation of liability, indemnification and jurisdiction issues defined therein. Any holder of this document is advised that information contained hereon reflects the Company's findings at the time of its intervention only and within the limits of Client's instructions, if any. The Company's sole responsibility is to its Client and this document does not exonerate parties to a transaction from exercising all their rights and obligations under the transaction documents. This document cannot be reproduced except in full, without prior written approval of the Company. Any unauthorized alteration, forgery or falsification of the content or appearance of this document is unlawful and offenders may be prosecuted to the fullest extent of the law. Unless otherwise stated the results shown in this test report refer only to the sample(s) tested and such sample(s) are retained for 30 days only.
Attention: To check the authenticity of testing /inspection report & certificate, please contact us at telephone: (86-755) 8307 1443, or email: CN.Doccheck@sgs.com
SGS-CSTC Standards Technical Services Co.,Ltd. Shenzhen Branch Electronic Products EMC Laboratory.
No.1 Workshop, M-10, Middle Section, Science & Technology Park, Nanshan District, Shenzhen, Guangdong, China 518057 t (86-755) 26012053 f (86-755) 26710594 www.sgsgroup.com.cn
中国・广东・深圳市南山区科技园中区M-10栋1号厂房 邮编: 518057 t (86-755) 26012053 f (86-755) 26710594 sgs.china@sgs.com
Member of the SGS Group (SGS SA)

# 6 Radio Spectrum Technical Requirement

## 6.1 Antenna Requirement

### 6.1.1 Test Requirement:

47 CFR Part 15, Subpart C 15.203

### 6.1.2 Conclusion

Standard Requirement:

An intentional radiator shall be designed to ensure that no antenna other than that furnished by the responsible party shall be used with the device. The use of a antenna that uses a unique coupling to the intentional radiator, the manufacturer may design the unit permanently attached antenna or of an so that a broken antenna can be replaced by the user, but the use of a standard antenna jack or electrical connector is prohibited.

EUT Antenna:

The antenna is integrated on the main PCB and no consideration of replacement.

Refer to internal photos.

通标标准技术服务有限公司深圳分公司
检验检测专用章
Inspection & Testing Services
SGS-CSTC Standards Technical Services Co.,Ltd. Shenzhen Branch Testing Center LLC Laboratory.

Unless otherwise agreed in writing, this document is issued by the Company subject to its General Conditions of Service printed overleaf, available on request or accessible at https://www.sgs.com/en/Terms-and-Conditions. Attention is drawn to the limitation of liability, indemnification and jurisdiction issues defined therein. Any holder of this document is advised that information contained hereon reflects the Company's findings at the time of its intervention only and within the limits of Client's instructions, if any. The Company's sole responsibility is to its Client and this document does not exonerate parties to a transaction from exercising all their rights and obligations under the transaction documents. This document cannot be reproduced except in full, without prior written approval of the Company. Any unauthorized alteration, forgery or falsification of the content or appearance of this document is unlawful and offenders may be prosecuted to the fullest extent of the law. Unless otherwise stated the results shown in this test report refer only to the sample(s) tested and such sample(s) are retained for 30 days only.
Attention: To check the authenticity of testing /inspection report & certificate, please contact us at telephone: (86-755) 8307 1443, or email: CN.Doccheck@sgs.com

No.1 Workshop, M-10, Middle Section, Science & Technology Park, Nanshan District, Shenzhen, Guangdong, China 518057 t (86-755) 26012053 f (86-755) 26710594 www.sgsgroup.com.cn
中国・广东・深圳市南山区科技园中区M-10栋1号厂房 邮编:518057 t (86-755) 26012053 f (86-755) 26710594 sgs.china@sgs.com

# 7 Radio Spectrum Matter Test Results

## 7.1 20dB Bandwidth

Test Requirement 47 CFR Part 15, Subpart C 15.215
Test Method: ANSI C63.10 (2013) Section 6.9.2

Limit:
For report reference only

### 7.1.1 E.U.T. Operation

Operating Environment:
Temperature: 25.4 °C Humidity: 46.8 % RH Atmospheric Pressure: 1020 mbar

### 7.1.2 Test Mode Description

| Pre-scan / Final test | Mode Code | Description |
|---|---|---|
| Pre-scan | 08 | Charging mode_Keep the EUT charging (5W) |
| Pre-scan | 09 | Charging mode_Keep the EUT charging (7.5W) |
| Final test | 10 | Charging mode_Keep the EUT charging (10W) |

### 7.1.3 Test Setup Diagram

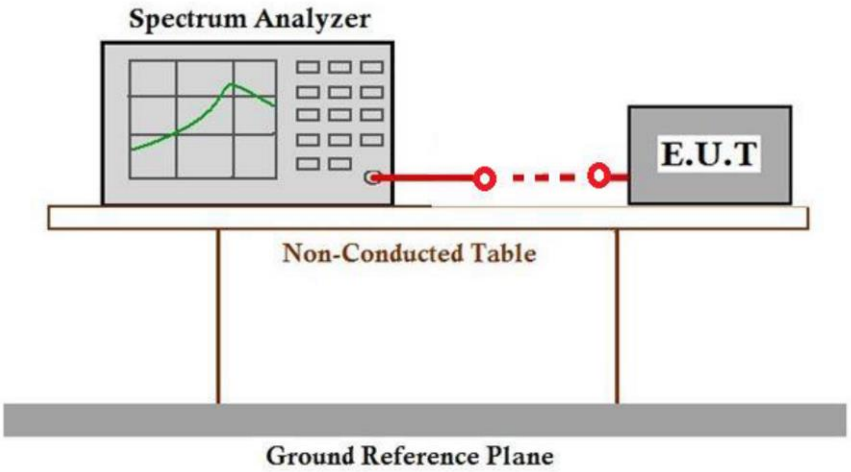


### 7.1.4 Measurement Procedure and Data

Unless otherwise agreed in writing, this document is issued by the Company subject to its General Conditions of Service printed overleaf, available on request or accessible at https://www.sgs.com/en/Terms-and-Conditions. Attention is drawn to the limitation of liability, indemnification and jurisdiction issues defined therein. Any holder of this document is advised that information contained hereon reflects the Company's findings at the time of its intervention only and within the limits of Client's instructions, if any. The Company's sole responsibility is to its Client and this document does not exonerate parties to a transaction from exercising all their rights and obligations under the transaction documents. This document cannot be reproduced except in full, without prior written approval of the Company. Any unauthorized alteration, forgery or falsification of the content or appearance of this document is unlawful and offenders may be prosecuted to the fullest extent of the law. Unless otherwise stated the results shown in this test report refer only to the sample(s) tested and such sample(s) are retained for 30 days only.
Attention: To check the authenticity of testing /inspection report & certificate, please contact us at telephone: (86-755) 8307 1443, or email: CN.Doccheck@sgs.com
SGS-CSTC Standards Technical Services Co., Ltd. Shenzhen Branch Technology Services EMC Laboratory.
No.1 Workshop, M-10, Middle Section, Science & Technology Park, Nanshan District, Shenzhen, Guangdong, China 518057 t (86-755) 26012053 f (86-755) 26710594 www.sgsgroup.com.cn
中国·广东·深圳市南山区科技园中区M-10栋1号厂房 邮编:518057 t (86-755) 26012053 f (86-755) 26710594 sgs.china@sgs.com
Member of the SGS Group (SGS SA)

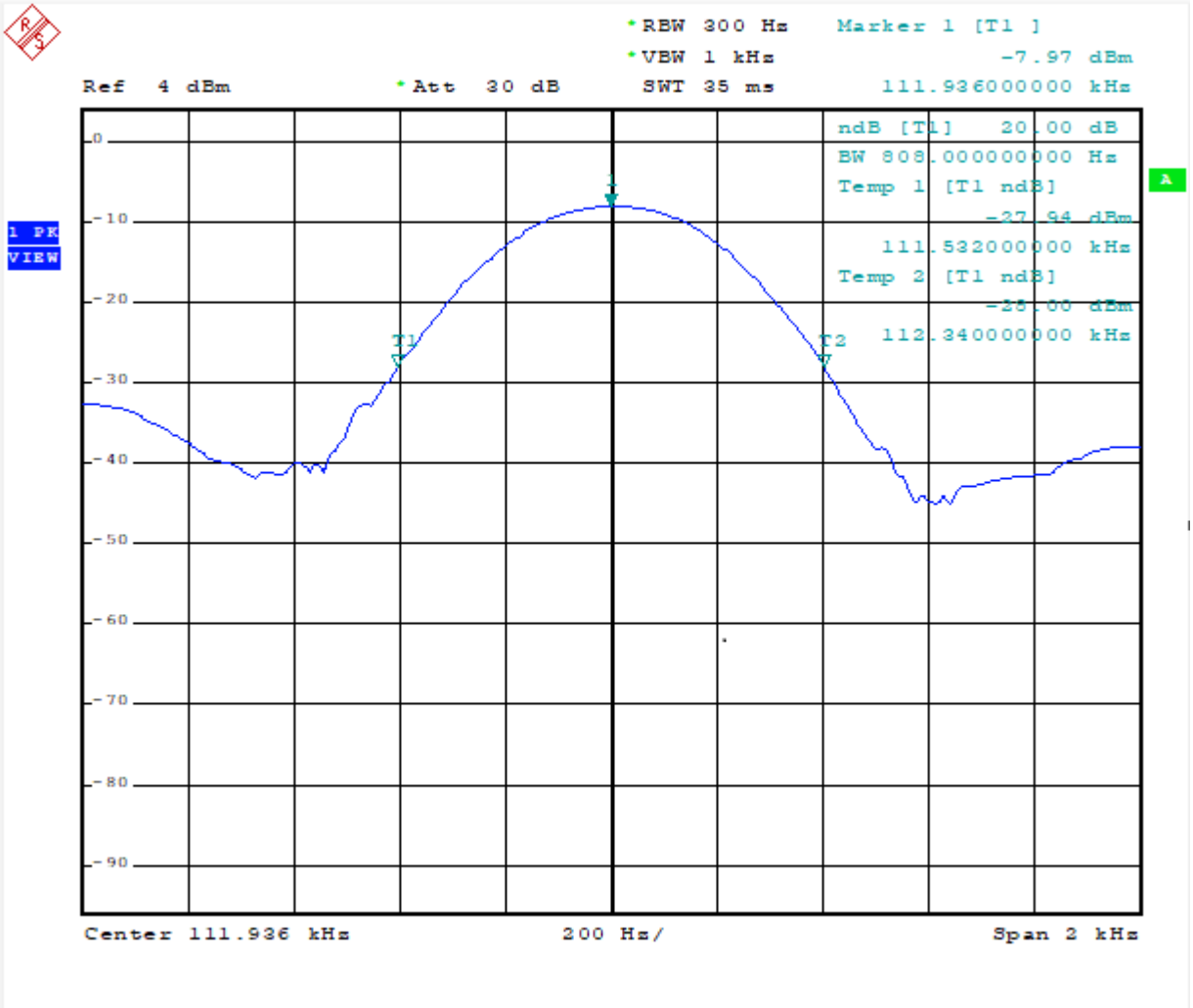


Unless otherwise agreed in writing, this document is issued by the Company subject to its General Conditions of Service printed overleaf, available on request or accessible at https://www.sgs.com/en/Terms-and-Conditions. Attention is drawn to the limitation of liability, indemnification and jurisdiction issues defined therein. Any holder of this document is advised that information contained hereon reflects the Company's findings at the time of its intervention only and within the limits of Client's instructions, if any. The Company's sole responsibility is to its Client and this document does not exonerate parties to a transaction from exercising all their rights and obligations under the transaction documents. This document cannot be reproduced except in full, without prior written approval of the Company. Any unauthorized alteration, forgery or falsification of the content or appearance of this document is unlawful and offenders may be prosecuted to the fullest extent of the law. Unless otherwise stated the results shown in this test report refer only to the sample(s) tested and such sample(s) are retained for 30 days only.
Attention: To check the authenticity of testing /inspection report & certificate, please contact us at telephone: (86-755) 8307 1443, or email: CN.Doccheck@sgs.com
SGS-CSTC Standards Technical Services Co., Ltd. Shenzhen Branch
No.1 Workshop, M-10, Middle Section, Science & Technology Park, Nanshan District, Shenzhen, Guangdong, China 518057 t (86-755) 26012053 f (86-755) 26710594 www.sgsgroup.com.cn
中国・广东・深圳市南山区科技园中区M-10栋1号厂房 邮编: 518057 t (86-755) 26012053 f (86-755) 26710594 sgs.china@sgs.com
Member of the SGS Group (SGS SA)

## 7.2 Conducted Emissions at AC Mains Power Port (150kHz-30MHz)

Test Requirement 47 CFR Part 15, Subpart C 15.207

Test Method: ANSI C63.10 (2013) Section 6.2

Limit:

| Frequency of emission(MHz) | Conducted limit(dBμV) | |
|---|---|---|
| | Quasi-peak | Average |
| 0.15-0.5 | 66 to 56* | 56 to 46* |
| 0.5-5 | 56 | 46 |
| 5-30 | 60 | 50 |
| *Decreases with the logarithm of the frequency. | | |

### 7.2.1 E.U.T. Operation

Operating Environment:

Temperature: 22.3 °C Humidity: 53.4 % RH Atmospheric Pressure: 1020 mbar

### 7.2.2 Test Mode Description

| Pre-scan / Final test | Mode Code | Description |
|---|---|---|
| Pre-scan | 08 | Charging mode_Keep the EUT charging (5W) |
| Pre-scan | 09 | Charging mode_Keep the EUT charging (7.5W) |
| Final test | 10 | Charging mode_Keep the EUT charging (10W) |

### 7.2.3 Test Setup Diagram

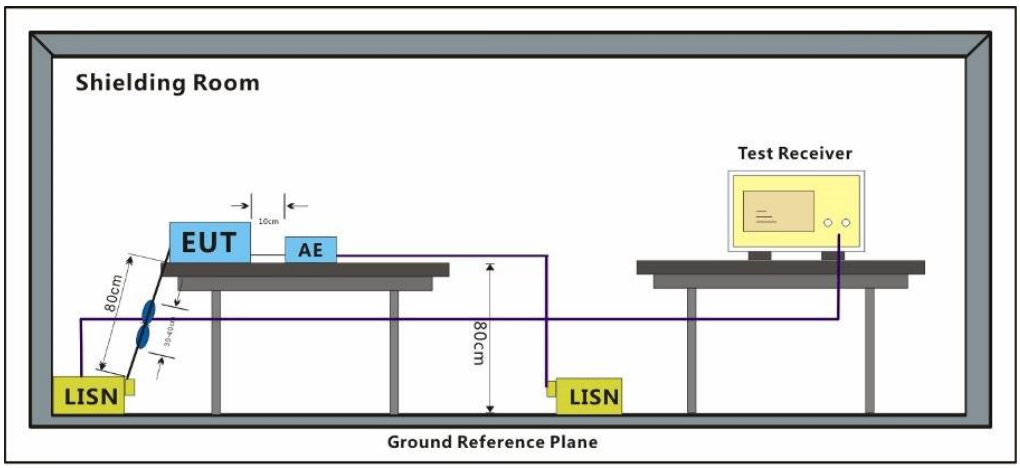


Unless otherwise agreed in writing, this document is issued by the Company subject to its General Conditions of Service printed overleaf, available on request or accessible at https://www.sgs.com/en/Terms-and-Conditions. Attention is drawn to the limitation of liability, indemnification and jurisdiction issues defined therein. Any holder of this document is advised that information contained hereon reflects the Company's findings at the time of its intervention only and within the limits of Client's instructions, if any. The Company's sole responsibility is to its Client and this document does not exonerate parties to a transaction from exercising all their rights and obligations under the transaction documents. This document cannot be reproduced except in full, without prior written approval of the Company. Any unauthorized alteration, forgery or falsification of the content or appearance of this document is unlawful and offenders may be prosecuted to the fullest extent of the law. Unless otherwise stated the results shown in this test report refer only to the sample(s) tested and such sample(s) are retained for 30 days only.
Attention: To check the authenticity of testing /inspection report & certificate, please contact us at telephone: (86-755) 8307 1443, or email: CN.Doccheck@sgs.com
SGS-CSTC Standards Technical Services Co., Ltd. Shenzhen Branch Technology Services EMC Laboratory.
No.1 Workshop, M-10, Middle Section, Science & Technology Park, Nanshan District, Shenzhen, Guangdong, China 518057 t (86-755) 26012053 f (86-755) 26710594 www.sgsgroup.com.cn
中国・广东・深圳市南山区科技园中区M-10栋1号厂房 邮编: 518057 t (86-755) 26012053 f (86-755) 26710594 sgs.china@sgs.com
Member of the SGS Group (SGS SA)

### 7.2.4 Measurement Procedure and Data

1) The mains terminal disturbance voltage test was conducted in a shielded room.

2) The EUT was connected to AC power source through a LISN 1 (Line Impedance Stabilization Network) which provides a 50ohm/50μH + 5ohm linear impedance. The power cables of all other units of the EUT were connected to a second LISN 2, which was bonded to the ground reference plane in the same way as the LISN 1 for the unit being measured. A multiple socket outlet strip was used to connect multiple power cables to a single LISN provided the rating of the LISN was not exceeded.

3) The tabletop EUT was placed upon a non-metallic table 0.8m above the ground reference plane. And for floor-standing arrangement, the EUT was placed on the horizontal ground reference plane,

4) The test was performed with a vertical ground reference plane. The rear of the EUT shall be 0.4 m from the vertical ground reference plane. The vertical ground reference plane was bonded to the horizontal ground reference plane. The LISN 1 was placed 0.8 m from the boundary of the unit under test and bonded to a ground reference plane for LISNs mounted on top of the ground reference plane. This distance was between the closest points of the LISN 1 and the EUT. All other units of the EUT and associated equipment was at least 0.8 m from the LISN 2.

5) In order to find the maximum emission, the relative positions of equipment and all of the interface cables must be changed according to ANSI C63.10 on conducted measurement.

Remark: Level=Read Level+ Cable Loss+ LISN Factor

通标标准技术服务有限公司深圳分公司
检验检测专用章
Inspection & Testing Services
SGS-CSTC Standards Technical Services Co.,Ltd. Shenzhen Branch Testing Center LLC Laboratory.

Unless otherwise agreed in writing, this document is issued by the Company subject to its General Conditions of Service printed overleaf, available on request or accessible at https://www.sgs.com/en/Terms-and-Conditions. Attention is drawn to the limitation of liability, indemnification and jurisdiction issues defined therein. Any holder of this document is advised that information contained hereon reflects the Company's findings at the time of its intervention only and within the limits of Client's instructions, if any. The Company's sole responsibility is to its Client and this document does not exonerate parties to a transaction from exercising all their rights and obligations under the transaction documents. This document cannot be reproduced except in full, without prior written approval of the Company. Any unauthorized alteration, forgery or falsification of the content or appearance of this document is unlawful and offenders may be prosecuted to the fullest extent of the law. Unless otherwise stated the results shown in this test report refer only to the sample(s) tested and such sample(s) are retained for 30 days only.
Attention: To check the authenticity of testing /inspection report & certificate, please contact us at telephone: (86-755) 8307 1443, or email: CN.Doccheck@sgs.com
No.1 Workshop, M-10, Middle Section, Science & Technology Park, Nanshan District, Shenzhen, Guangdong, China 518057 t (86-755) 26012053 f (86-755) 26710594 www.sgsgroup.com.cn
中国・广东・深圳市南山区科技园中区M-10栋1号厂房 邮编:518057 t (86-755) 26012053 f (86-755) 26710594 sgs.china@sgs.com

Test Mode: 10; Line: Live line

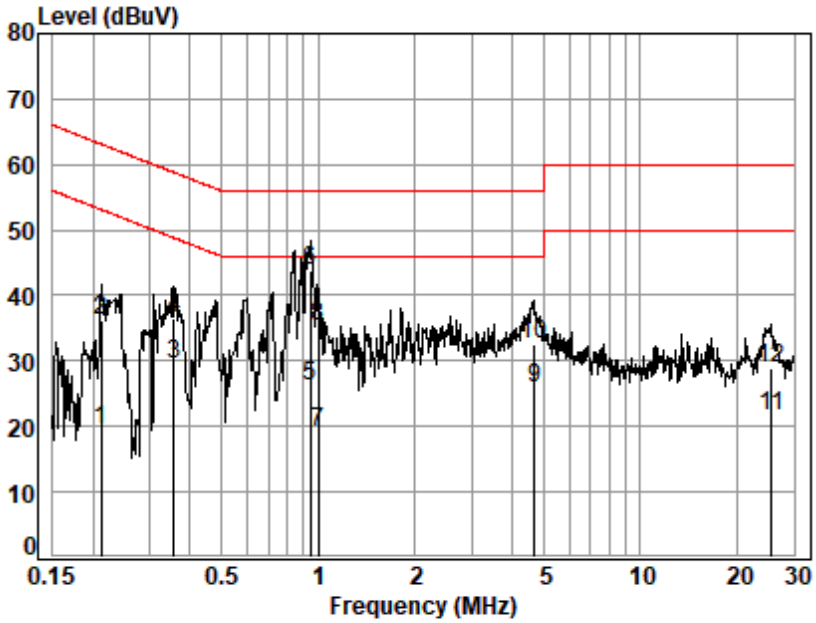


Site : Shielding Room
Condition: Line
Job No. : 03836BA
Test mode: 10

| | Freq | Cable Loss | LISN Factor | Read Level | Level | Limit Line | Over Limit | Remark |
|---|---|---|---|---|---|---|---|---|
| | MHz | dB | dB | dBuV | dBuV | dBuV | dB | |
| 1 | 0.2117 | 0.07 | 9.57 | 9.77 | 19.41 | 53.14 | -33.73 | Average |
| 2 | 0.2117 | 0.07 | 9.57 | 26.45 | 36.09 | 63.14 | -27.05 | QP |
| 3 | 0.3577 | 0.10 | 9.57 | 19.96 | 29.63 | 48.78 | -19.15 | Average |
| 4 | 0.3577 | 0.10 | 9.57 | 26.73 | 36.40 | 58.78 | -22.38 | QP |
| 5 | 0.9431 | 0.17 | 9.57 | 16.55 | 26.29 | 46.00 | -19.71 | Average |
| 6 | 0.9431 | 0.17 | 9.57 | 34.10 | 43.84 | 56.00 | -12.16 | QP |
| 7 | 0.9997 | 0.18 | 9.57 | 9.39 | 19.14 | 46.00 | -26.86 | Average |
| 8 | 0.9997 | 0.18 | 9.57 | 25.53 | 35.28 | 56.00 | -20.72 | QP |
| 9 | 4.6964 | 0.23 | 9.59 | 16.09 | 25.91 | 46.00 | -20.09 | Average |
| 10 | 4.6964 | 0.23 | 9.59 | 22.82 | 32.64 | 56.00 | -23.36 | QP |
| 11 | 25.5912 | 0.32 | 9.61 | 11.61 | 21.54 | 50.00 | -28.46 | Average |
| 12 | 25.5912 | 0.32 | 9.61 | 18.83 | 28.76 | 60.00 | -31.24 | QP |

Unless otherwise agreed in writing, this document is issued by the Company subject to its General Conditions of Service printed overleaf, available on request or accessible at https://www.sgs.com/en/Terms-and-Conditions. Attention is drawn to the limitation of liability, indemnification and jurisdiction issues defined therein. Any holder of this document is advised that information contained hereon reflects the Company's findings at the time of its intervention only and within the limits of Client's instructions, if any. The Company's sole responsibility is to its Client and this document does not exonerate parties to a transaction from exercising all their rights and obligations under the transaction documents. This document cannot be reproduced except in full, without prior written approval of the Company. Any unauthorized alteration, forgery or falsification of the content or appearance of this document is unlawful and offenders may be prosecuted to the fullest extent of the law. Unless otherwise stated the results shown in this test report refer only to the sample(s) tested and such sample(s) are retained for 30 days only.
Attention: To check the authenticity of testing /inspection report & certificate, please contact us at telephone: (86-755) 8307 1443, or email: CN.Doccheck@sgs.com
SGS-CSTC Standards Technical Services Co., Ltd. Shenzhen Branch
No.1 Workshop, M-10, Middle Section, Science & Technology Park, Nanshan District, Shenzhen, Guangdong, China 518057 t (86-755) 26012053 f (86-755) 26710594 www.sgsgroup.com.cn
中国・广东・深圳市南山区科技园中区M-10栋1号厂房 邮编: 518057 t (86-755) 26012053 f (86-755) 26710594 sgs.china@sgs.com
Member of the SGS Group (SGS SA)

Test Mode: 10; Line: Neutral Line

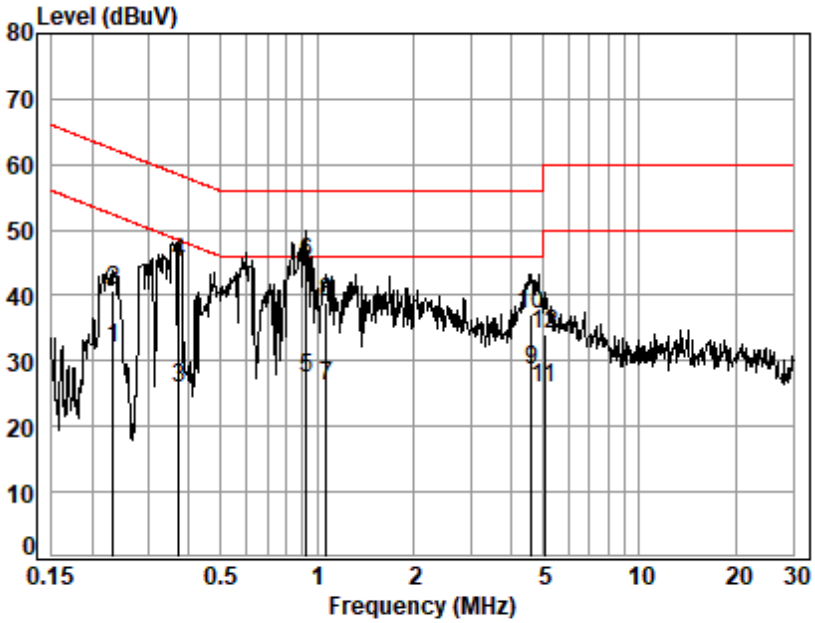


Site : Shielding Room
Condition: Neutral
Job No. : 03836BA
Test mode: 10

| | Freq | Cable Loss | LISN Factor | Read Level | Level | Limit Line | Over Limit | Remark |
|---|---|---|---|---|---|---|---|---|
| | MHz | dB | dB | dBuV | dBuV | dBuV | dB | |
| 1 | 0.2329 | 0.07 | 9.58 | 22.22 | 31.87 | 52.35 | -20.48 | Average |
| 2 | 0.2329 | 0.07 | 9.58 | 31.24 | 40.89 | 62.35 | -21.46 | QP |
| 3 | 0.3731 | 0.10 | 9.58 | 16.12 | 25.80 | 48.43 | -22.63 | Average |
| 4 | 0.3731 | 0.10 | 9.58 | 35.24 | 44.92 | 58.43 | -13.51 | QP |
| 5 | 0.9233 | 0.16 | 9.58 | 17.59 | 27.33 | 46.00 | -18.67 | Average |
| 6 | 0.9233 | 0.16 | 9.58 | 35.22 | 44.96 | 56.00 | -11.04 | QP |
| 7 | 1.0710 | 0.18 | 9.58 | 16.51 | 26.27 | 46.00 | -19.73 | Average |
| 8 | 1.0710 | 0.18 | 9.58 | 29.15 | 38.91 | 56.00 | -17.09 | QP |
| 9 | 4.6223 | 0.23 | 9.60 | 18.80 | 28.63 | 46.00 | -17.37 | Average |
| 10 | 4.6223 | 0.23 | 9.60 | 27.27 | 37.10 | 56.00 | -18.90 | QP |
| 11 | 5.0580 | 0.24 | 9.60 | 16.11 | 25.95 | 50.00 | -24.05 | Average |
| 12 | 5.0580 | 0.24 | 9.60 | 24.22 | 34.06 | 60.00 | -25.94 | QP |

Unless otherwise agreed in writing, this document is issued by the Company subject to its General Conditions of Service printed overleaf, available on request or accessible at https://www.sgs.com/en/Terms-and-Conditions. Attention is drawn to the limitation of liability, indemnification and jurisdiction issues defined therein. Any holder of this document is advised that information contained hereon reflects the Company's findings at the time of its intervention only and within the limits of Client's instructions, if any. The Company's sole responsibility is to its Client and this document does not exonerate parties to a transaction from exercising all their rights and obligations under the transaction documents. This document cannot be reproduced except in full, without prior written approval of the Company. Any unauthorized alteration, forgery or falsification of the content or appearance of this document is unlawful and offenders may be prosecuted to the fullest extent of the law. Unless otherwise stated the results shown in this test report refer only to the sample(s) tested and such sample(s) are retained for 30 days only.
Attention: To check the authenticity of testing /inspection report & certificate, please contact us at telephone: (86-755) 8307 1443, or email: CN.Doccheck@sgs.com
SGS-CSTC Standards Technical Services Co., Ltd. Shenzhen Branch Testing Laboratory
No.1 Workshop, M-10, Middle Section, Science & Technology Park, Nanshan District, Shenzhen, Guangdong, China 518057 t (86-755) 26012053 f (86-755) 26710594 www.sgsgroup.com.cn
中国・广东・深圳市南山区科技园中区M-10栋1号厂房 邮编: 518057 t (86-755) 26012053 f (86-755) 26710594 sgs.china@sgs.com
Member of the SGS Group (SGS SA)

## 7.3 Restricted Bands

Test Requirement 47 CFR Part 15, Subpart C 15.205
Test Method: ANSI C63.10 (2013) Section 6.10.5

Limit:
The fundamental wave could not fall in the restricted band 90KHz-110KHz

### 7.3.1 E.U.T. Operation

Operating Environment:
Temperature: 25.4 °C Humidity: 46.8 % RH Atmospheric Pressure: 1020 mbar

### 7.3.2 Test Mode Description

| Pre-scan / Final test | Mode Code | Description |
|---|---|---|
| Pre-scan | 08 | Charging mode_Keep the EUT charging (5W) |
| Pre-scan | 09 | Charging mode_Keep the EUT charging (7.5W) |
| Final test | 10 | Charging mode_Keep the EUT charging (10W) |

### 7.3.3 Test Setup Diagram

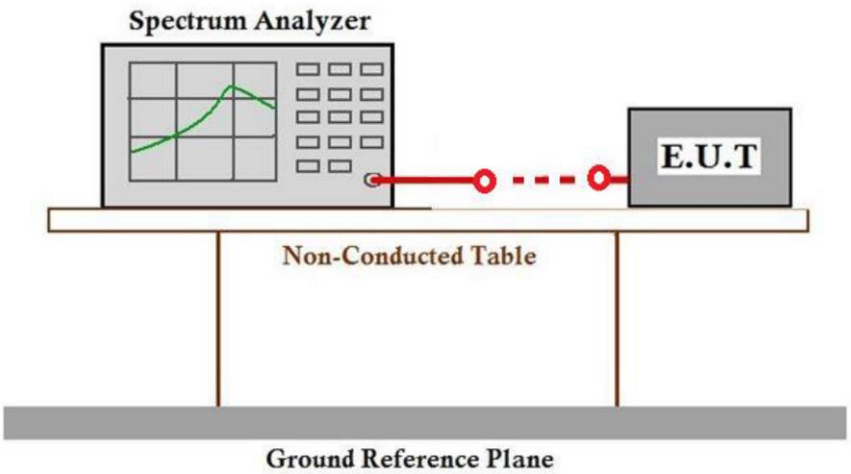


### 7.3.4 Measurement Procedure and Data

Unless otherwise agreed in writing, this document is issued by the Company subject to its General Conditions of Service printed overleaf, available on request or accessible at https://www.sgs.com/en/Terms-and-Conditions. Attention is drawn to the limitation of liability, indemnification and jurisdiction issues defined therein. Any holder of this document is advised that information contained hereon reflects the Company's findings at the time of its intervention only and within the limits of Client's instructions, if any. The Company's sole responsibility is to its Client and this document does not exonerate parties to a transaction from exercising all their rights and obligations under the transaction documents. This document cannot be reproduced except in full, without prior written approval of the Company. Any unauthorized alteration, forgery or falsification of the content or appearance of this document is unlawful and offenders may be prosecuted to the fullest extent of the law. Unless otherwise stated the results shown in this test report refer only to the sample(s) tested and such sample(s) are retained for 30 days only.
Attention: To check the authenticity of testing /inspection report & certificate, please contact us at telephone: (86-755) 8307 1443, or email: CN.Doccheck@sgs.com
SGS-CSTC Standards Technical Services Co., Ltd. Shenzhen Branch Technology Services EMC Laboratory.
No.1 Workshop, M-10, Middle Section, Science & Technology Park, Nanshan District, Shenzhen, Guangdong, China 518057 t (86-755) 26012053 f (86-755) 26710594 www.sgsgroup.com.cn
中国·广东·深圳市南山区科技园中区M-10栋1号厂房 邮编:518057 t (86-755) 26012053 f (86-755) 26710594 sgs.china@sgs.com
Member of the SGS Group (SGS SA)

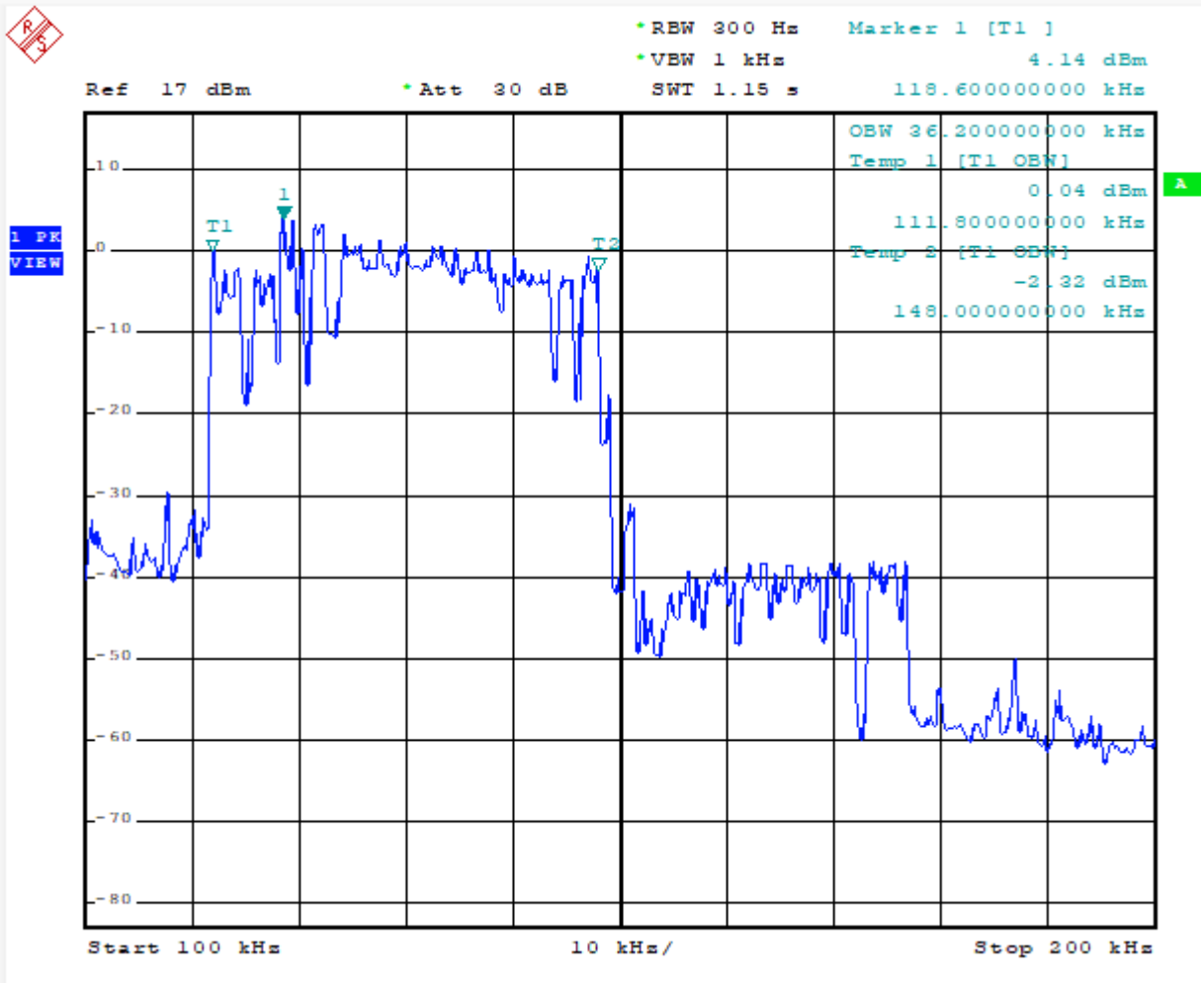


Unless otherwise agreed in writing, this document is issued by the Company subject to its General Conditions of Service printed overleaf, available on request or accessible at https://www.sgs.com/en/Terms-and-Conditions. Attention is drawn to the limitation of liability, indemnification and jurisdiction issues defined therein. Any holder of this document is advised that information contained hereon reflects the Company's findings at the time of its intervention only and within the limits of Client's instructions, if any. The Company's sole responsibility is to its Client and this document does not exonerate parties to a transaction from exercising all their rights and obligations under the transaction documents. This document cannot be reproduced except in full, without prior written approval of the Company. Any unauthorized alteration, forgery or falsification of the content or appearance of this document is unlawful and offenders may be prosecuted to the fullest extent of the law. Unless otherwise stated the results shown in this test report refer only to the sample(s) tested and such sample(s) are retained for 30 days only.
Attention: To check the authenticity of testing /inspection report & certificate, please contact us at telephone: (86-755) 8307 1443, or email: CN.Doccheck@sgs.com
SGS-CSTC Standards Technical Services Co., Ltd. Shenzhen Branch
No.1 Workshop, M-10, Middle Section, Science & Technology Park, Nanshan District, Shenzhen, Guangdong, China 518057 t (86-755) 26012053 f (86-755) 26710594 www.sgsgroup.com.cn
中国・广东・深圳市南山区科技园中区M-10栋1号厂房 邮编: 518057 t (86-755) 26012053 f (86-755) 26710594 sgs.china@sgs.com
Member of the SGS Group (SGS SA)

## 7.4 Radiated Emissions (9kHz-30MHz)

Test Requirement 47 CFR Part 15, Subpart C 15.205 & 15.209
Test Method: ANSI C63.10 (2013) Section 6.4
Measurement Distance: 10m

Limit:

| Frequency(MHz) | Field strength(microvolts/meter) | Measurement distance(meters) |
|---|---|---|
| 0.009-0.490 | 2400/F(kHz) | 300 |
| 0.490-1.705 | 24000/F(kHz) | 30 |
| 1.705-30.0 | 30 | 30 |
| Remark: The emission limits shown in the above table are based on measurements employing a CISPR quasi-peak detector except for the frequency bands 9-90kHz, 110-490kHz. Radiated emission limits in these three bands are based on measurements employing an average detector, the peak field strength of any emission shall not exceed the maximum permitted average limits specified above by more than 20 dB under any condition of modulation. | | |

If field strength is measured at only a single point, then that point shall be at the radial from the EUT that produces the maximum emission at the frequency being measured, as described in 5.4. If that point is closer to the EUT than λ/2π and the limit distance is greater than λ/2π, the measurement shall be extrapolated to the limit distance by conservatively presuming that the field strength decreases at a 40 dB/decade of distance rate to the λ/2π distance, and at a 20 dB/decade of distance rate beyond λ/2π. This shall be accomplished using Equation (2):

$$FS_{(10m)} = FS_{(30/300m)} + 40\log\{d_{(near\ field)}/d_{(10m)}\} + 20\log\{d_{(30/300m)}/d_{(near\ field)}\} \quad (2)$$

If the single point measured is at a distance greater than λ/2π, then extrapolation to the limit distance shall be calculated using Equation (3):

$$FS_{(10m)} = FS_{(30/300m)} + 20\log\{d_{(30/300m)}/d_{(10m)}\} \quad (3)$$

If both the single point and the limit distance are equal to or closer to the EUT than λ/2π, then extrapolation to the limit distance shall be calculated using Equation (4):

$$FS_{(10m)} = FS_{(30/300m)} + 40\log\{d_{(30/300m)}/d_{(10m)}\} \quad (4)$$

Remark:

$$d_{near\ field} = 47.77 / f_{MHz}$$

where $f_{MHz}$ is the frequency of the emission being measured in MHz.

Unless otherwise agreed in writing, this document is issued by the Company subject to its General Conditions of Service printed overleaf, available on request or accessible at https://www.sgs.com/en/Terms-and-Conditions. Attention is drawn to the limitation of liability, indemnification and jurisdiction issues defined therein. Any holder of this document is advised that information contained hereon reflects the Company's findings at the time of its intervention only and within the limits of Client's instructions, if any. The Company's sole responsibility is to its Client and this document does not exonerate parties to a transaction from exercising all their rights and obligations under the transaction documents. This document cannot be reproduced except in full, without prior written approval of the Company. Any unauthorized alteration, forgery or falsification of the content or appearance of this document is unlawful and offenders may be prosecuted to the fullest extent of the law. Unless otherwise stated the results shown in this test report refer only to the sample(s) tested and such sample(s) are retained for 30 days only.
Attention: To check the authenticity of testing /inspection report & certificate, please contact us at telephone: (86-755) 8307 1443, or email: CN.Doccheck@sgs.com
SGS-CSTC Standards Technical Services Co., Ltd. Shenzhen Branch Technology Services EMC Laboratory.
No.1 Workshop, M-10, Middle Section, Science & Technology Park, Nanshan District, Shenzhen, Guangdong, China 518057 t (86-755) 26012053 f (86-755) 26710594 www.sgsgroup.com.cn
中国・广东・深圳市南山区科技园中区M-10栋1号厂房 邮编: 518057 t (86-755) 26012053 f (86-755) 26710594 sgs.china@sgs.com
Member of the SGS Group (SGS SA)

### 7.4.1 E.U.T. Operation

Operating Environment:

Temperature: 23.6 °C Humidity: 51.5 % RH Atmospheric Pressure: 1020 mbar

### 7.4.2 Test Mode Description

| Pre-scan / Final test | Mode Code | Description |
|---|---|---|
| Pre-scan | 08 | Charging mode_Keep the EUT charging (5W) |
| Pre-scan | 09 | Charging mode_Keep the EUT charging (7.5W) |
| Final test | 10 | Charging mode_Keep the EUT charging (10W) |

### 7.4.3 Test Setup Diagram

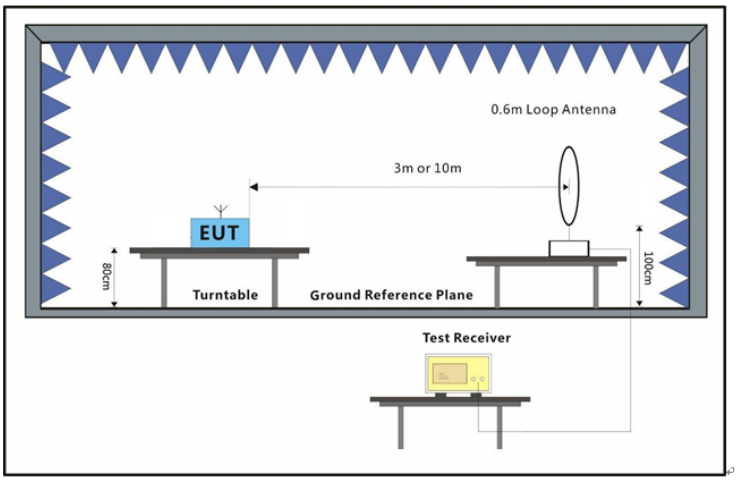


### 7.4.4 Measurement Procedure and Data

a. All radiated emission measurements in terms of magnetic field strength shall be performed with a shielded loop antenna.

b. For all radiated emission measurements in terms of magnetic field strength, the loop antenna were placed such that:

i. its centre shall be at 1.3 m height above the ground plane;

ii. the projection of its centre onto the ground plane shall be at the specified measurement distance from the projection on the ground plane of the closest point on the boundary of the equipment under test (EUT); and

iii. measurements shall be performed with the loop antenna placed vertically, in turn, in two polarizations (the measurement axis specified below is the line segment connecting the projections on the ground plane of the centre of the loop antenna and the centre of the EUT arrangement):

· coaxial (loop plane perpendicular to the ground plane and to the measurement axis); and

· coplanar (loop plane perpendicular to the ground plane and coplanar with the measurement axis).

Unless otherwise agreed in writing, this document is issued by the Company subject to its General Conditions of Service printed overleaf, available on request or accessible at https://www.sgs.com/en/Terms-and-Conditions. Attention is drawn to the limitation of liability, indemnification and jurisdiction issues defined therein. Any holder of this document is advised that information contained hereon reflects the Company's findings at the time of its intervention only and within the limits of Client's instructions, if any. The Company's sole responsibility is to its Client and this document does not exonerate parties to a transaction from exercising all their rights and obligations under the transaction documents. This document cannot be reproduced except in full, without prior written approval of the Company. Any unauthorized alteration, forgery or falsification of the content or appearance of this document is unlawful and offenders may be prosecuted to the fullest extent of the law. Unless otherwise stated the results shown in this test report refer only to the sample(s) tested and such sample(s) are retained for 30 days only.
Attention: To check the authenticity of testing /inspection report & certificate, please contact us at telephone: (86-755) 8307 1443, or email: CN.Doccheck@sgs.com
SGS-CSTC Standards Technical Services Co.,Ltd. Shenzhen Branch Testing Center LLC Laboratory.
No.1 Workshop, M-10, Middle Section, Science & Technology Park, Nanshan District, Shenzhen, Guangdong, China 518057 t (86-755) 26012053 f (86-755) 26710594 www.sgsgroup.com.cn
中国・广东・深圳市南山区科技园中区M-10栋1号厂房 邮编:518057 t (86-755) 26012053 f (86-755) 26710594 sgs.china@sgs.com

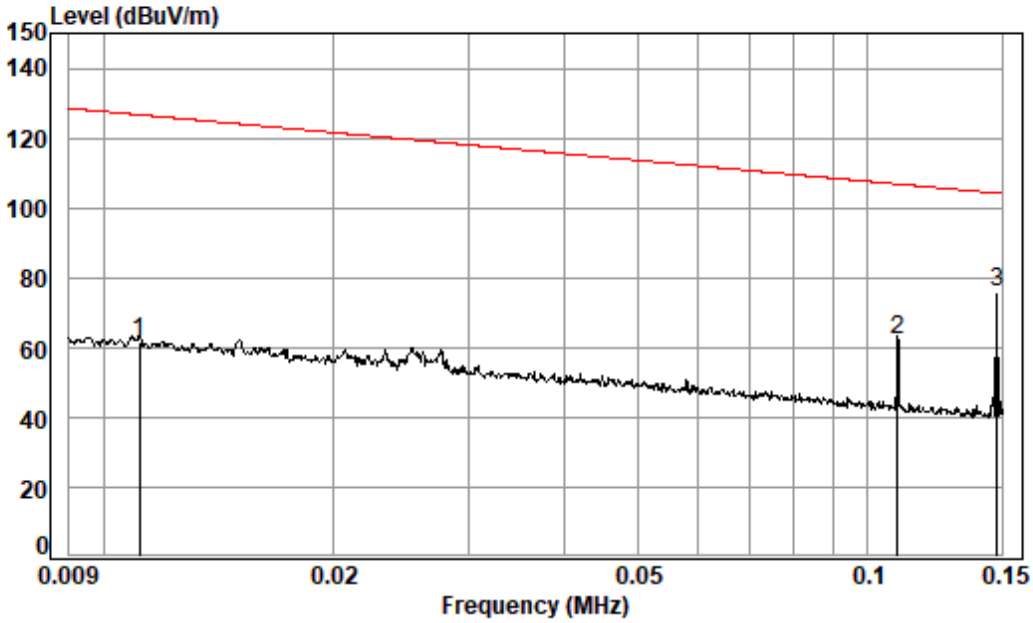


Condition: 3m
Job No. : 03836BA
Test Mode: 10

| | Freq | Read Level | Ant Factor | Cable Loss | Preamp Factor | Level | Limit Line | Over Limit | Remark |
|---|---|---|---|---|---|---|---|---|---|
| | MHz | dBuV | dB/m | dB | dB | dBuV/m | dBuV/m | dB | |
| 1 | 0.011 | 74.89 | 17.76 | 0.31 | 31.53 | 61.43 | 126.64 | -65.21 | Average |
| 2 | 0.109 | 84.05 | 10.49 | 0.29 | 32.50 | 62.33 | 106.81 | -44.48 | Average |
| 3 pp | 0.148 | 97.50 | 10.42 | 0.30 | 32.50 | 75.72 | 104.20 | -28.48 | Average |

Unless otherwise agreed in writing, this document is issued by the Company subject to its General Conditions of Service printed overleaf, available on request or accessible at https://www.sgs.com/en/Terms-and-Conditions. Attention is drawn to the limitation of liability, indemnification and jurisdiction issues defined therein. Any holder of this document is advised that information contained hereon reflects the Company's findings at the time of its intervention only and within the limits of Client's instructions, if any. The Company's sole responsibility is to its Client and this document does not exonerate parties to a transaction from exercising all their rights and obligations under the transaction documents. This document cannot be reproduced except in full, without prior written approval of the Company. Any unauthorized alteration, forgery or falsification of the content or appearance of this document is unlawful and offenders may be prosecuted to the fullest extent of the law. Unless otherwise stated the results shown in this test report refer only to the sample(s) tested and such sample(s) are retained for 30 days only.
Attention: To check the authenticity of testing /inspection report & certificate, please contact us at telephone: (86-755) 8307 1443, or email: CN.Doccheck@sgs.com
SGS-CSTC Standards Technical Services Co., Ltd. Shenzhen Branch Technical Services EMC Laboratory.
No.1 Workshop, M-10, Middle Section, Science & Technology Park, Nanshan District, Shenzhen, Guangdong, China 518057 t (86-755) 26012053 f (86-755) 26710594 www.sgsgroup.com.cn
中国・广东・深圳市南山区科技园中区M-10栋1号厂房 邮编: 518057 t (86-755) 26012053 f (86-755) 26710594 sgs.china@sgs.com
Member of the SGS Group (SGS SA)

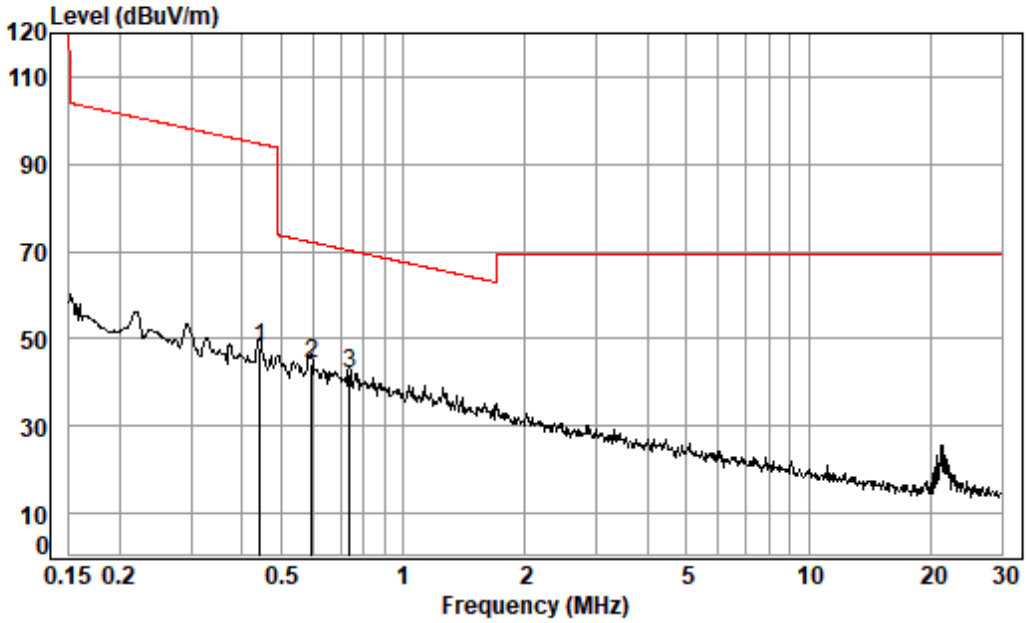


Condition: 3m
Job No. : 03836BA
Test Mode: 10

| | Freq | Read Level | Ant Factor | Cable Loss | Preamp Factor | Level | Limit Line | Over Limit | Remark |
|---|---|---|---|---|---|---|---|---|---|
| | MHz | dBuV | dB/m | dB | dB | dBuV/m | dBuV/m | dB | |
| 1 av | 0.444 | 69.97 | 10.32 | 0.34 | 32.50 | 48.13 | 94.65 | -46.52 | Average |
| 2 pp | 0.595 | 66.16 | 10.30 | 0.36 | 32.50 | 44.32 | 72.11 | -27.79 | QP |
| 3 | 0.739 | 63.70 | 10.30 | 0.38 | 32.50 | 41.88 | 70.21 | -28.33 | QP |

Unless otherwise agreed in writing, this document is issued by the Company subject to its General Conditions of Service printed overleaf, available on request or accessible at https://www.sgs.com/en/Terms-and-Conditions. Attention is drawn to the limitation of liability, indemnification and jurisdiction issues defined therein. Any holder of this document is advised that information contained hereon reflects the Company's findings at the time of its intervention only and within the limits of Client's instructions, if any. The Company's sole responsibility is to its Client and this document does not exonerate parties to a transaction from exercising all their rights and obligations under the transaction documents. This document cannot be reproduced except in full, without prior written approval of the Company. Any unauthorized alteration, forgery or falsification of the content or appearance of this document is unlawful and offenders may be prosecuted to the fullest extent of the law. Unless otherwise stated the results shown in this test report refer only to the sample(s) tested and such sample(s) are retained for 30 days only.
Attention: To check the authenticity of testing /inspection report & certificate, please contact us at telephone: (86-755) 8307 1443, or email: CN.Doccheck@sgs.com
SGS-CSTC Standards Technical Services Co., Ltd. Shenzhen Branch Technology Services EMC Laboratory.
No.1 Workshop, M-10, Middle Section, Science & Technology Park, Nanshan District, Shenzhen, Guangdong, China 518057 t (86-755) 26012053 f (86-755) 26710594 www.sgsgroup.com.cn
中国·广东·深圳市南山区科技园中区M-10栋1号厂房 邮编:518057 t (86-755) 26012053 f (86-755) 26710594 sgs.china@sgs.com
Member of the SGS Group (SGS SA)

## 7.5 Radiated Emissions (30MHz-1GHz)

Test Requirement 47 CFR Part 15, Subpart C 15.205 & 15.209
Test Method: ANSI C63.10 (2013) Section 6.5
Measurement Distance: 3m

Limit:

| Frequency(MHz) | Field strength(microvolts/meter) | Measurement distance(meters) |
|---|---|---|
| 30-88 | 100 | 3 |
| 88-216 | 150 | 3 |
| 216-960 | 200 | 3 |
| Above 960 | 500 | 3 |
| Remark: The emission limits shown in the above table are based on measurements employing a CISPR quasi-peak detector. | | |

### 7.5.1 E.U.T. Operation

Operating Environment:
Temperature: 22.5 °C Humidity: 51.2 % RH Atmospheric Pressure: 1020 mbar

### 7.5.2 Test Mode Description

| Pre-scan / Final test | Mode Code | Description |
|---|---|---|
| Pre-scan | 08 | Charging mode_Keep the EUT charging (5W) |
| Pre-scan | 09 | Charging mode_Keep the EUT charging (7.5W) |
| Final test | 10 | Charging mode_Keep the EUT charging (10W) |

Unless otherwise agreed in writing, this document is issued by the Company subject to its General Conditions of Service printed overleaf, available on request or accessible at https://www.sgs.com/en/Terms-and-Conditions. Attention is drawn to the limitation of liability, indemnification and jurisdiction issues defined therein. Any holder of this document is advised that information contained hereon reflects the Company's findings at the time of its intervention only and within the limits of Client's instructions, if any. The Company's sole responsibility is to its Client and this document does not exonerate parties to a transaction from exercising all their rights and obligations under the transaction documents. This document cannot be reproduced except in full, without prior written approval of the Company. Any unauthorized alteration, forgery or falsification of the content or appearance of this document is unlawful and offenders may be prosecuted to the fullest extent of the law. Unless otherwise stated the results shown in this test report refer only to the sample(s) tested and such sample(s) are retained for 30 days only.
Attention: To check the authenticity of testing /inspection report & certificate, please contact us at telephone: (86-755) 8307 1443, or email: CN.Doccheck@sgs.com
SGS-CSTC Standards Technical Services Co., Ltd. Shenzhen Branch Technology Services EMC Laboratory.
No.1 Workshop, M-10, Middle Section, Science & Technology Park, Nanshan District, Shenzhen, Guangdong, China 518057 t (86-755) 26012053 f (86-755) 26710594 www.sgsgroup.com.cn
中国·广东·深圳市南山区科技园中区M-10栋1号厂房 邮编:518057 t (86-755) 26012053 f (86-755) 26710594 sgs.china@sgs.com
Member of the SGS Group (SGS SA)

### 7.5.3 Test Setup Diagram

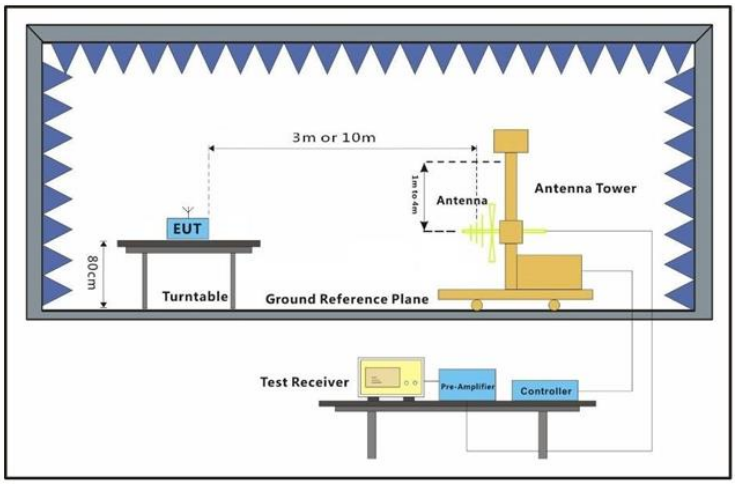


### 7.5.4 Measurement Procedure and Data

a. The EUT was placed on the top of a rotating table 0.8 meters above the ground for below 1GHz at a 3 or 10 meter semi-anechoic chamber. The table was rotated 360 degrees to determine the position of the highest radiation.

b. The EUT was set 3 or 10 meters away from the interference-receiving antenna, which was mounted on the top of a variable-height antenna tower.

c. The antenna height is varied from one meter to four meters above the ground to determine the maximum value of the field strength. Both horizontal and vertical polarizations of the antenna are set to make the measurement.

d. For each suspected emission, the EUT was arranged to its worst case and then the antenna was tuned to heights from 1 meter to 4 meters (for the test frequency of below 30MHz, the antenna was tuned to heights 1 meter) and the rotatable table was turned from 0 degrees to 360 degrees to find the maximum reading.

e. The test-receiver system was set to Peak Detect Function and Specified Bandwidth with Maximum Hold Mode.

f. If the emission level of the EUT in peak mode was 10dB lower than the limit specified, then testing could be stopped and the peak values of the EUT would be reported. Otherwise the emissions that did not have 10dB margin would be re-tested one by one using peak, quasi-peak or average method as specified and then reported in a data sheet.

g. Test the EUT in the lowest channel,the middle channel,the Highest channel

h. The radiation measurements are performed in X, Y, Z axis positioning for Transmitting mode,And found the X axis positioning which it is worse case.

i. Repeat above procedures until all frequencies measured was complete.

Remark: Level= Read Level+ Cable Loss+ Antenna Factor- Preamp Factor

Unless otherwise agreed in writing, this document is issued by the Company subject to its General Conditions of Service printed overleaf, available on request or accessible at https://www.sgs.com/en/Terms-and-Conditions. Attention is drawn to the limitation of liability, indemnification and jurisdiction issues defined therein. Any holder of this document is advised that information contained hereon reflects the Company's findings at the time of its intervention only and within the limits of Client's instructions, if any. The Company's sole responsibility is to its Client and this document does not exonerate parties to a transaction from exercising all their rights and obligations under the transaction documents. This document cannot be reproduced except in full, without prior written approval of the Company. Any unauthorized alteration, forgery or falsification of the content or appearance of this document is unlawful and offenders may be prosecuted to the fullest extent of the law. Unless otherwise stated the results shown in this test report refer only to the sample(s) tested and such sample(s) are retained for 30 days only.
Attention: To check the authenticity of testing /inspection report & certificate, please contact us at telephone: (86-755) 8307 1443, or email: CN.Doccheck@sgs.com
SGS-CSTC Standards Technical Services Co., Ltd. Shenzhen Branch EMC Laboratory
No.1 Workshop, M-10, Middle Section, Science & Technology Park, Nanshan District, Shenzhen, Guangdong, China 518057 t (86-755) 26012053 f (86-755) 26710594 www.sgsgroup.com.cn
中国・广东・深圳市南山区科技园中区M-10栋1号厂房 邮编: 518057 t (86-755) 26012053 f (86-755) 26710594 sgs.china@sgs.com
Member of the SGS Group (SGS SA)

Test Mode: 10; Polarity: Horizontal

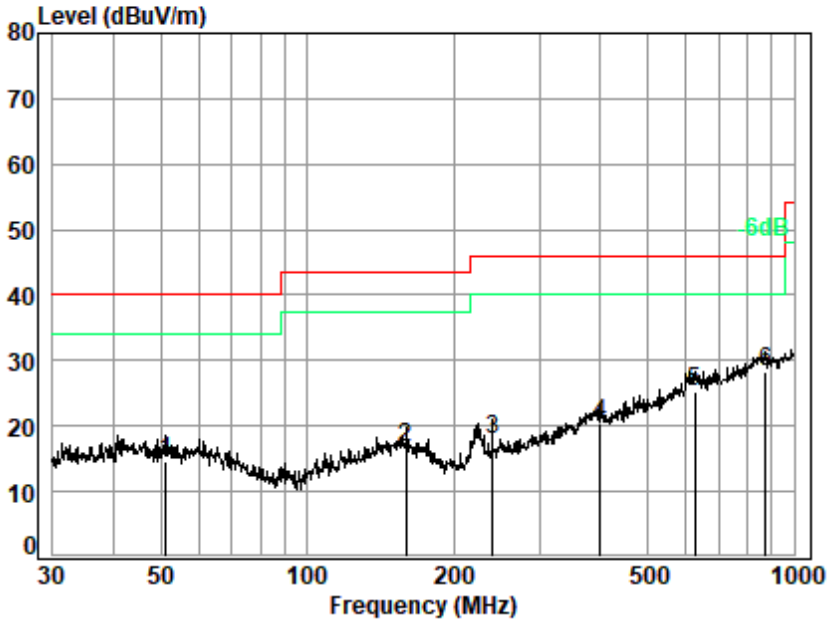


Site : chamber
Condition: 3m HORIZONTAL
Job No : 03836BA
Mode : 10

| | Freq | Cable Loss | Ant Factor | Preamp Factor | Read Level | Level | Limit Line | Over Limit | Remark |
|---|---|---|---|---|---|---|---|---|---|
| | MHz | dB | dB/m | dB | dBuV | dBuV/m | dBuV/m | dB | |
| 1 | 51.30 | 0.84 | 12.56 | 27.68 | 28.77 | 14.49 | 40.00 | -25.51 | QP |
| 2 | 159.78 | 1.56 | 13.59 | 27.30 | 28.89 | 16.74 | 43.50 | -26.76 | QP |
| 3 | 239.99 | 1.93 | 17.07 | 27.04 | 26.07 | 18.03 | 46.00 | -27.97 | QP |
| 4 | 400.43 | 2.55 | 20.60 | 27.45 | 24.69 | 20.39 | 46.00 | -25.61 | QP |
| 5 | 625.08 | 3.29 | 25.06 | 28.14 | 25.16 | 25.37 | 46.00 | -20.63 | QP |
| 6 | 875.25 | 4.03 | 27.67 | 27.22 | 23.77 | 28.25 | 46.00 | -17.75 | QP |

Unless otherwise agreed in writing, this document is issued by the Company subject to its General Conditions of Service printed overleaf, available on request or accessible at https://www.sgs.com/en/Terms-and-Conditions. Attention is drawn to the limitation of liability, indemnification and jurisdiction issues defined therein. Any holder of this document is advised that information contained hereon reflects the Company's findings at the time of its intervention only and within the limits of Client's instructions, if any. The Company's sole responsibility is to its Client and this document does not exonerate parties to a transaction from exercising all their rights and obligations under the transaction documents. This document cannot be reproduced except in full, without prior written approval of the Company. Any unauthorized alteration, forgery or falsification of the content or appearance of this document is unlawful and offenders may be prosecuted to the fullest extent of the law. Unless otherwise stated the results shown in this test report refer only to the sample(s) tested and such sample(s) are retained for 30 days only.
Attention: To check the authenticity of testing /inspection report & certificate, please contact us at telephone: (86-755) 8307 1443, or email: CN.Doccheck@sgs.com
SGS-CSTC Standards Technical Services Co., Ltd. Shenzhen Branch
No.1 Workshop, M-10, Middle Section, Science & Technology Park, Nanshan District, Shenzhen, Guangdong, China 518057 t (86-755) 26012053 f (86-755) 26710594 www.sgsgroup.com.cn
中国·广东·深圳市南山区科技园中区M-10栋1号厂房 邮编:518057 t (86-755) 26012053 f (86-755) 26710594 sgs.china@sgs.com
Member of the SGS Group (SGS SA)

Test Mode: 10; Polarity: Vertical

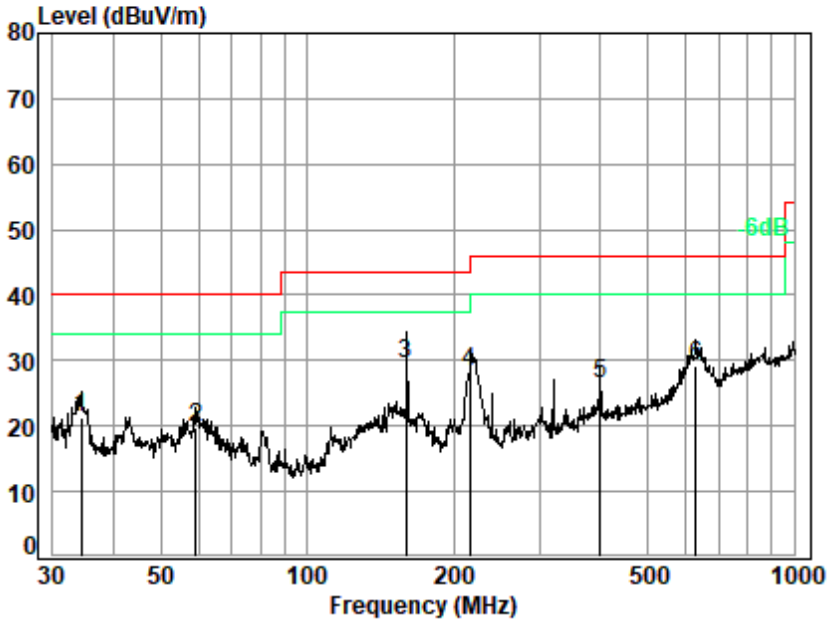


Site : chamber
Condition: 3m VERTICAL
Job No : 03836BA
Mode : 10

| | Freq | Cable Loss | Ant Factor | Preamp Factor | Read Level | Level | Limit Line | Over Limit | Remark |
|---|---|---|---|---|---|---|---|---|---|
| | MHz | dB | dB/m | dB | dBuV | dBuV/m | dBuV/m | dB | |
| 1 | 34.28 | 0.69 | 19.28 | 27.73 | 28.93 | 21.17 | 40.00 | -18.83 | QP |
| 2 | 59.03 | 0.91 | 11.59 | 27.67 | 34.97 | 19.80 | 40.00 | -20.20 | QP |
| 3 | 159.78 | 1.56 | 13.59 | 27.30 | 41.58 | 29.43 | 43.50 | -14.07 | QP |
| 4 | 216.02 | 1.81 | 14.87 | 27.11 | 38.70 | 28.27 | 46.00 | -17.73 | QP |
| 5 | 400.43 | 2.55 | 20.60 | 27.45 | 30.63 | 26.33 | 46.00 | -19.67 | QP |
| 6 | 627.27 | 3.30 | 24.98 | 28.13 | 29.11 | 29.26 | 46.00 | -16.74 | QP |

Unless otherwise agreed in writing, this document is issued by the Company subject to its General Conditions of Service printed overleaf, available on request or accessible at https://www.sgs.com/en/Terms-and-Conditions. Attention is drawn to the limitation of liability, indemnification and jurisdiction issues defined therein. Any holder of this document is advised that information contained hereon reflects the Company's findings at the time of its intervention only and within the limits of Client's instructions, if any. The Company's sole responsibility is to its Client and this document does not exonerate parties to a transaction from exercising all their rights and obligations under the transaction documents. This document cannot be reproduced except in full, without prior written approval of the Company. Any unauthorized alteration, forgery or falsification of the content or appearance of this document is unlawful and offenders may be prosecuted to the fullest extent of the law. Unless otherwise stated the results shown in this test report refer only to the sample(s) tested and such sample(s) are retained for 30 days only.
Attention: To check the authenticity of testing /inspection report & certificate, please contact us at telephone: (86-755) 8307 1443, or email: CN.Doccheck@sgs.com
SGS-CSTC Standards Technical Services Co., Ltd. Shenzhen Branch
No.1 Workshop, M-10, Middle Section, Science & Technology Park, Nanshan District, Shenzhen, Guangdong, China 518057 t (86-755) 26012053 f (86-755) 26710594 www.sgsgroup.com.cn
中国・广东・深圳市南山区科技园中区M-10栋1号厂房 邮编: 518057 t (86-755) 26012053 f (86-755) 26710594 sgs.china@sgs.com
Member of the SGS Group (SGS SA)

# 8 Test Setup Photo

Refer to Setup Photo for SZCR2311003836BA

# 9 EUT Constructional Details (EUT Photos)

Refer to External and Internal Photos for SZCR2311003836BA

- End of the Report -

Unless otherwise agreed in writing, this document is issued by the Company subject to its General Conditions of Service printed overleaf, available on request or accessible at https://www.sgs.com/en/Terms-and-Conditions. Attention is drawn to the limitation of liability, indemnification and jurisdiction issues defined therein. Any holder of this document is advised that information contained hereon reflects the Company's findings at the time of its intervention only and within the limits of Client's instructions, if any. The Company's sole responsibility is to its Client and this document does not exonerate parties to a transaction from exercising all their rights and obligations under the transaction documents. This document cannot be reproduced except in full, without prior written approval of the Company. Any unauthorized alteration, forgery or falsification of the content or appearance of this document is unlawful and offenders may be prosecuted to the fullest extent of the law. Unless otherwise stated the results shown in this test report refer only to the sample(s) tested and such sample(s) are retained for 30 days only.
Attention: To check the authenticity of testing /inspection report & certificate, please contact us at telephone: (86-755) 8307 1443, or email: CN.Doccheck@sgs.com
SGS-CSTC Standards Technical Services Co., Ltd. Shenzhen Branch Technical Services Co., Ltd. EMC Laboratory.
No.1 Workshop, M-10, Middle Section, Science & Technology Park, Nanshan District, Shenzhen, Guangdong, China 518057 t (86-755) 26012053 f (86-755) 26710594 www.sgsgroup.com.cn
中国・广东・深圳市南山区科技园中区M-10栋1号厂房 邮编: 518057 t (86-755) 26012053 f (86-755) 26710594 sgs.china@sgs.com
Member of the SGS Group (SGS SA)