280 mm

100 mm

BACK Cover

FOLD

FRONT Cover

MINECRAFT.NET

© 2024 Mojang AB. All Rights Reserved.
Minecraft, the Minecraft logo, the Mojang Studios logo and the Creeper logo are trademarks of the Microsoft group of companies.

CPSIA Tracking #
105 3372 100524

made by UKONIC

ROBE FACTORY LLC / UKONIC
1725 Chaparral Road, Suite 110
Henderson, NV 89044
www.ukonic.com

Please retain packaging for future reference.
For technical support contact: support@ukonic.com

DESIGNED IN THE U.S.A.
MADE IN CHINA

FC c UL us LISTED

12+

MINECRAFT

LED PIXEL SMART LIGHT

8 in L x 1 in W x 8 in H
(20.3 cm L x 2.5 cm W x 20.3 cm H)



SKU: 18943

INSTRUCTION MANUAL

THIS IS NOT A TOY

FOLD

FOLD

FEATURES:

- Creative graffiti / Creative animation
- Music rhythm mode
- Date / alarm / stopwatch / countdown
- RGB color changing
- Neon glow effect
- Lighting effects are controlled by mobile app
- Wall mount or table stand
- Powered by mains adapter

PRODUCT DIMENSION:

8 in L x 1 in W x 8 in H (20.3 cm L x 2.5 cm W x 20.3 cm H)

SPECIFICATION:

Pixel point: 16 x 16
Number of lamp beads: 256pcs
Max wattage: 10W

CONTENTS:

1x Support rod

1x Smart panel light

1x Type C USB cable

1x AC (mains) power adapter

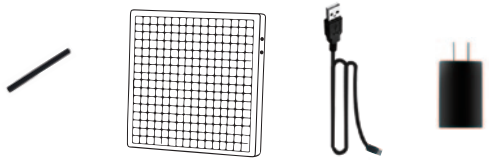

ELECTRICAL PARAMETERS:

INPUT VOLTAGE AND CURRENT	MAX WATTAGE
100-240VAC 50/60Hz 0.5A	10W

FOLD

FOLD

PRODUCT FUNCTION

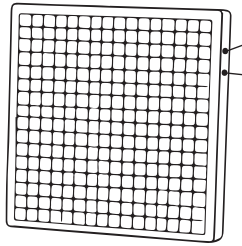

Power Switch:
Press once to turn light on. Press hold 3s to turn light off.

Mode Switch:
Press switch to navigate between modes: images/ digital clock / lighting / dynamic lighting / rhythm.

Press twice to switch light effect.

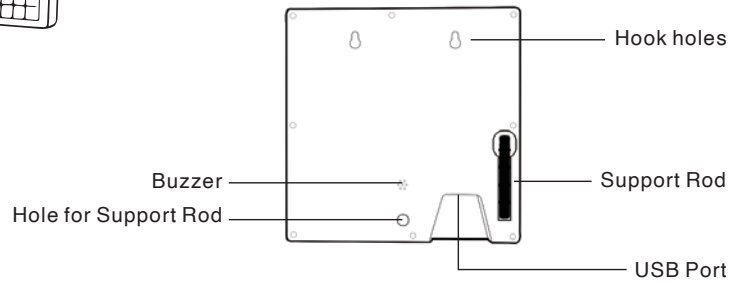

DOWNLOAD THE 'IDOTMATRIX' APP

1. Scan the QR code below or go to Google Play / App Store and search for 'iDotMatrix' to download the APP.

2. Turn on the mobile phone Bluetooth.

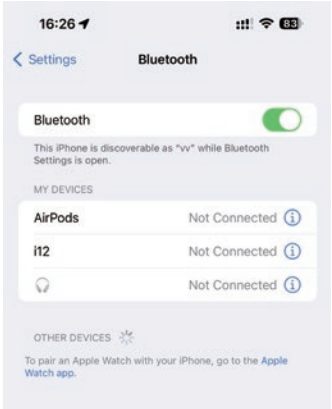

FOLD

FOLD

CONNECT TO DEVICE

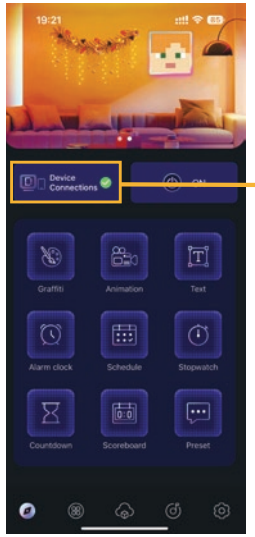

NOTES:

1.When you open the app for the first time, you will be prompted to allow permissions. Select Allow to enable functionality.

2.Turn on the mobile phone Bluetooth and connect the device.

3.If Android phone can't retrieve the Bluetooth, please check to open the location.

4. The -XXXXXX is six digital numbers, when the light is paired with mobile phone, these six numbers will be generated automatically.

CREATIVE GRAFFITI

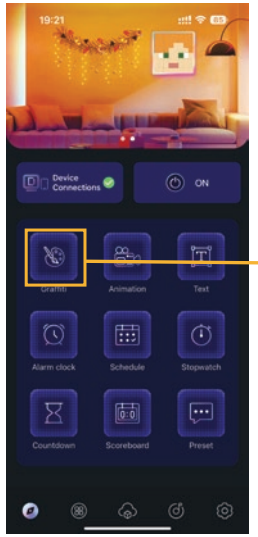

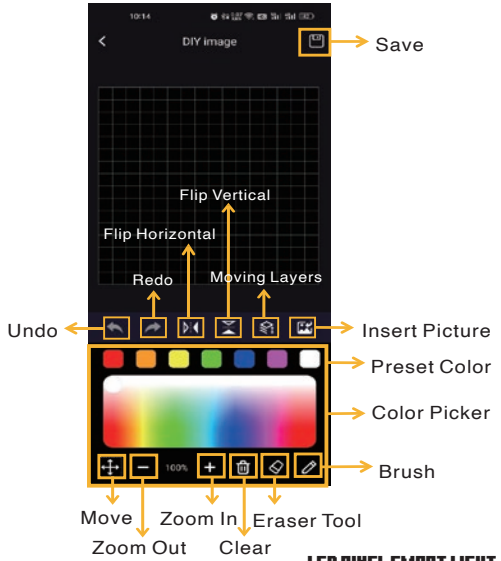

FOLD

FOLD

CREATIVE ANIMATION

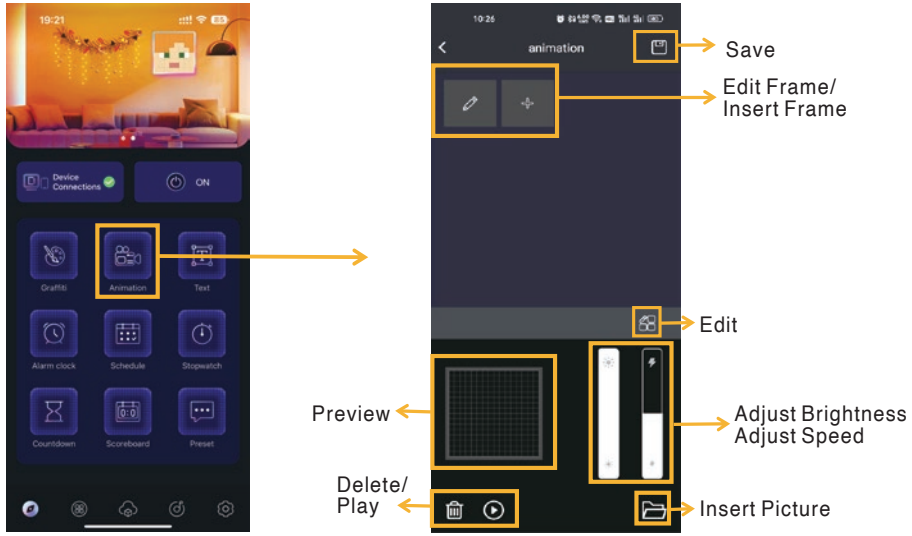

TEXT EDITING

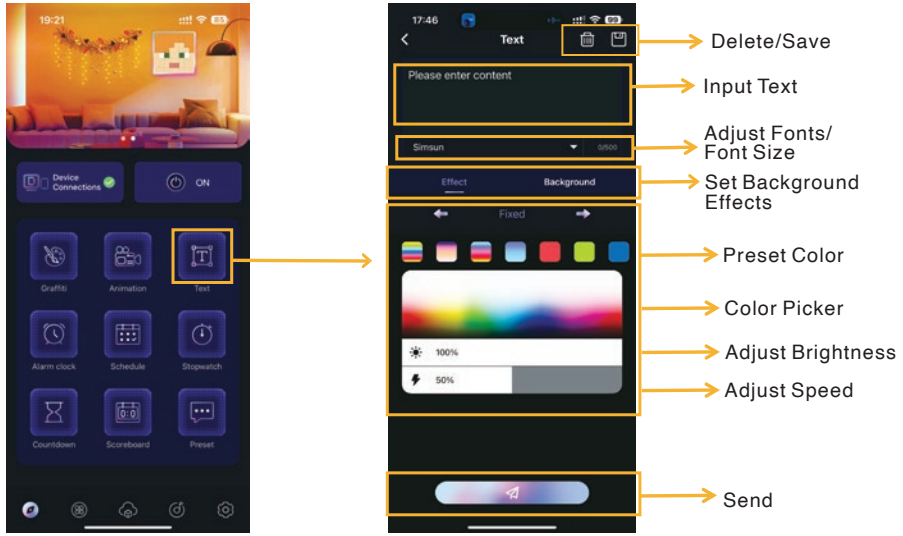

FOLD

FOLD

ALARM CLOCK

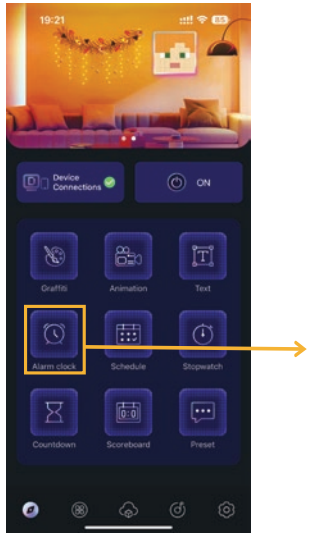

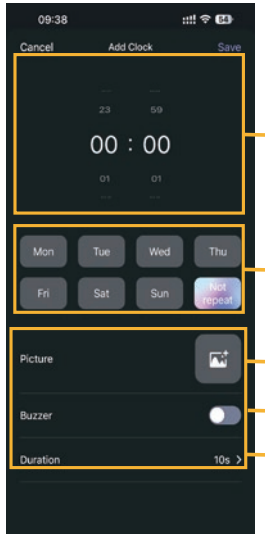

Time Setting

Day Settings

Add Patterns

Buzzer Switch

Buzzing Duration

SCHEDULE

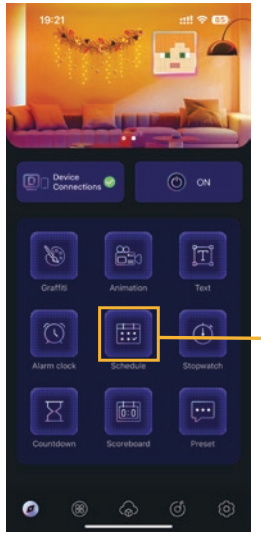

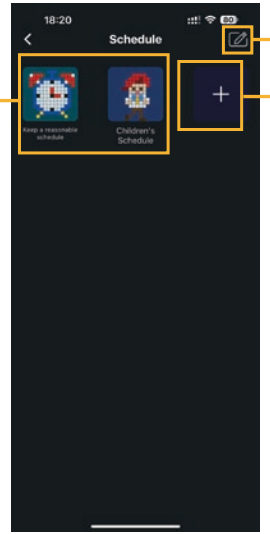

Initial Schedule

Choice/Delete

Add Schedule

FOLD

FOLD

STOPWATCH

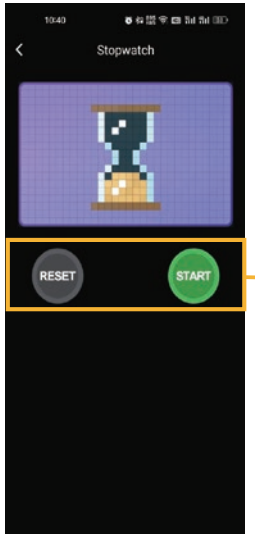

Reset/Start/End

COUNTDOWN

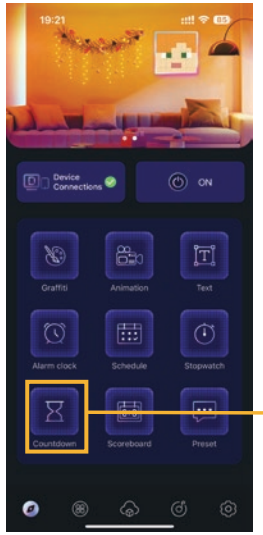

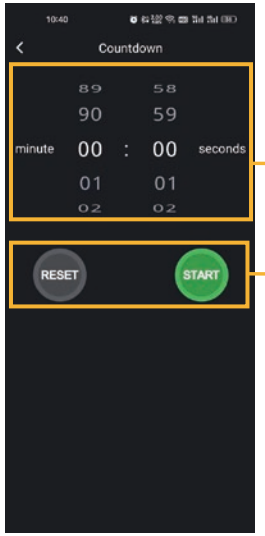

Duration Setting

Reset/Start/End

FOLD

FOLD

SCOREBOARD

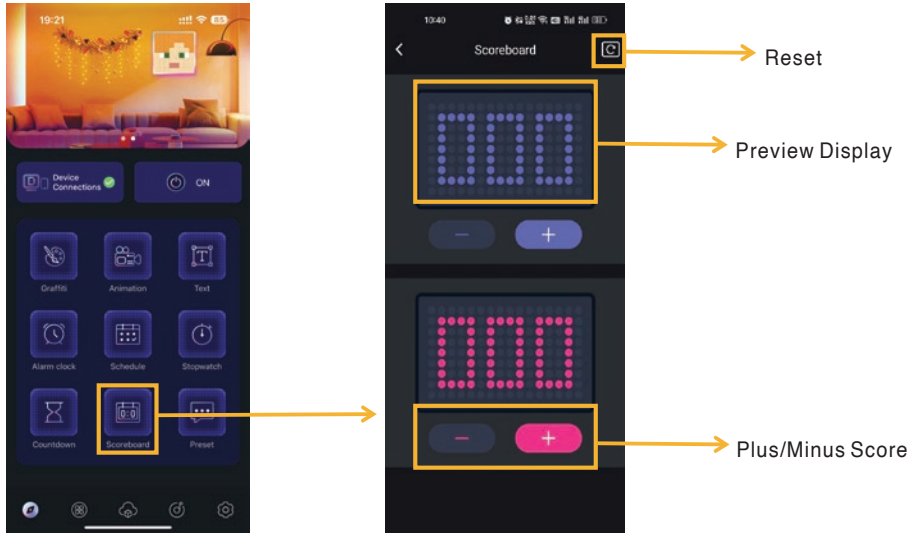

WORDS

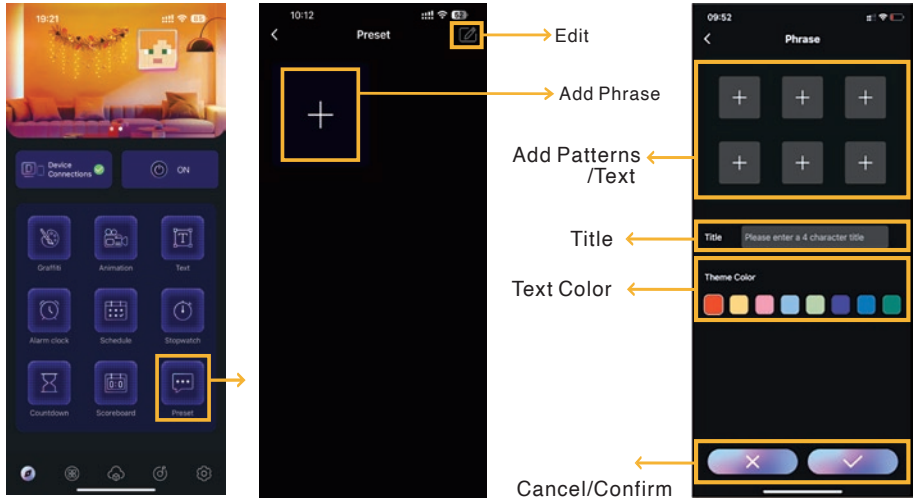

FOLD

FOLD

MODE-DIGITAL CLOCKS

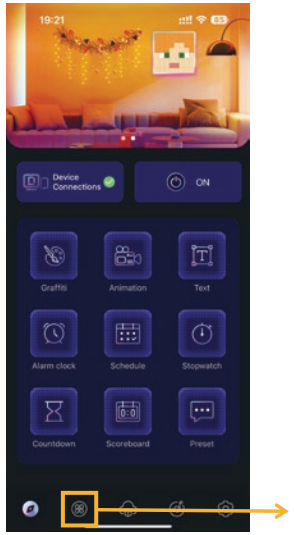

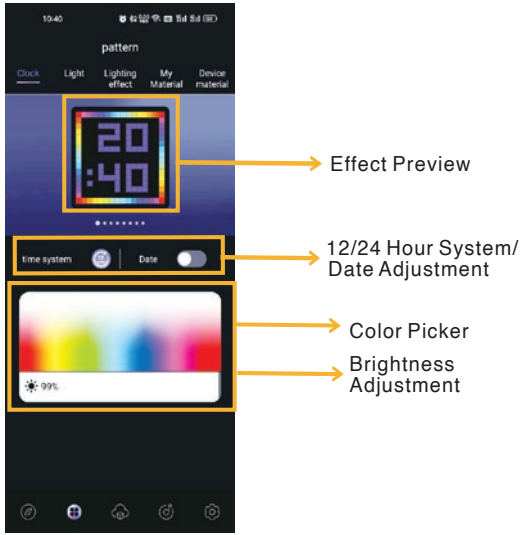

MODE-LIGHTING

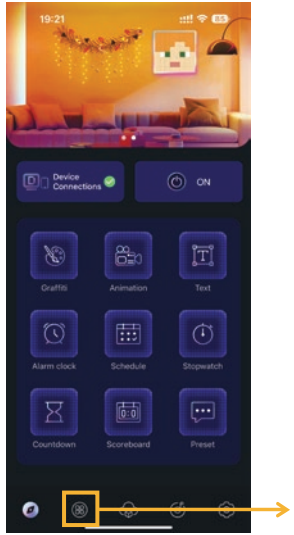

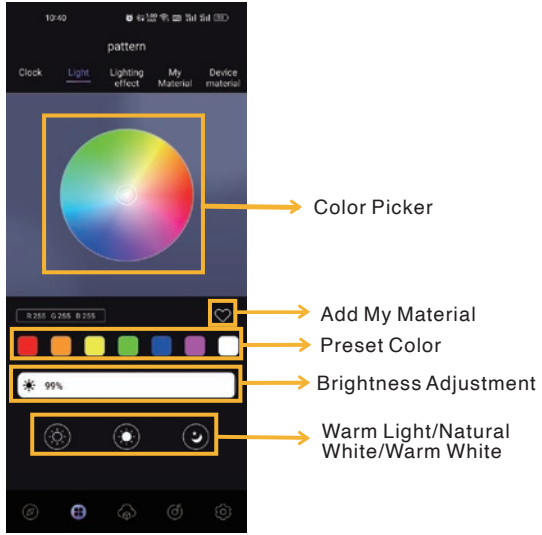

FOLD

FOLD

MODE-DYNAMIC LIGHTING

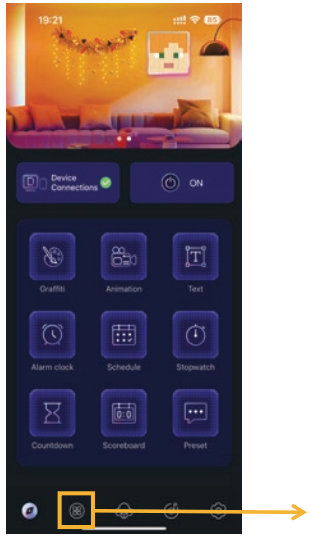

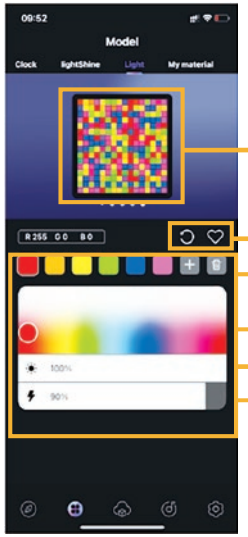

Effect Preview

Reset/Add to My Material

Standard Color/Add/Delete

Color Disc

Brightness Adjustment

Speed Adjustment

MODE-MY SAVED IMAGES

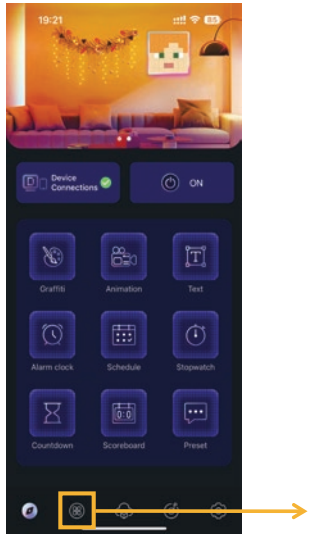



Image Library

FOLD

FOLD

MODE-PRE-LOADED IMAGES

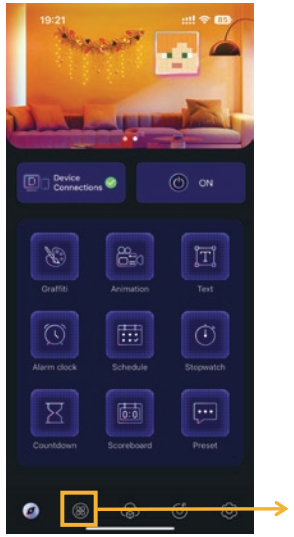

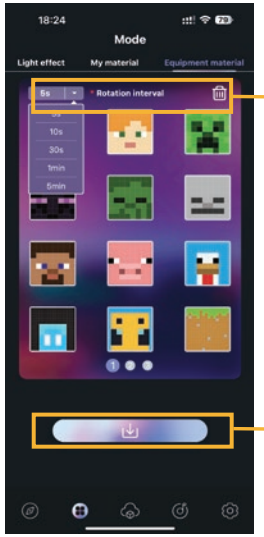

Total Play Time/Delete

Send

MODE-ONLINE IMAGE LIBRARY

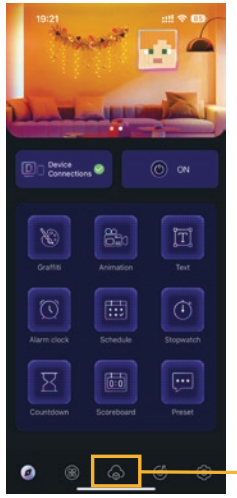



Edit/Download to My Saved Images or Pre-Loaded Images

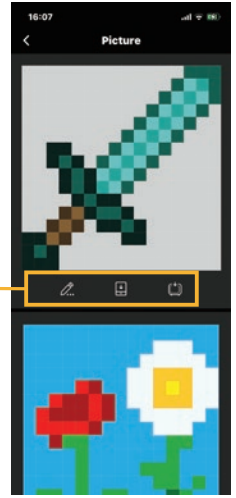

FOLD

FOLD

MODE-RHYTHM

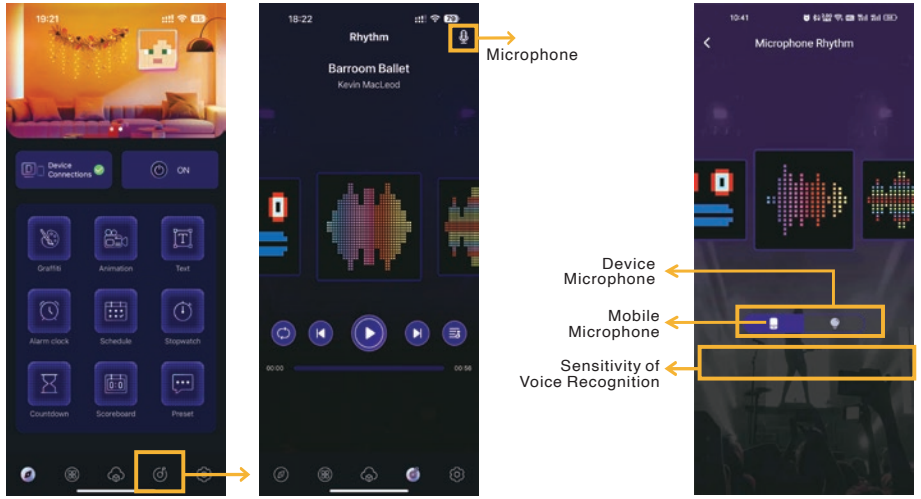

SETTINGS

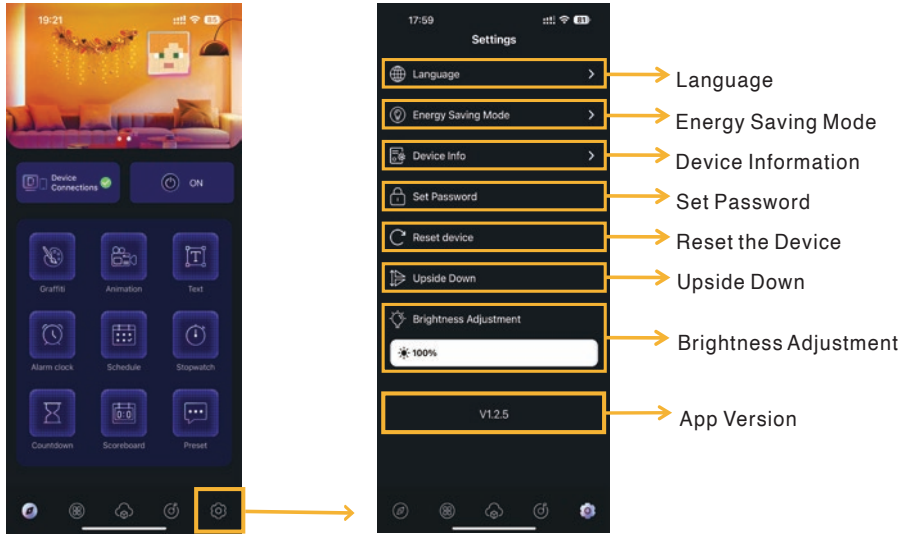

FOLD

FOLD

SAFETY TIPS

- Please remove the protective film before using.
- Please place the device on a stable and safe level surface to avoid falling and causing damage or injury.
- Do not insert any foreign objects into the device socket.
- Do not knock or strike the device with force.
- Keep away from heat sources and avoid electrical appliances such as open flames, microwave ovens, and electric heaters that can generate high heat.
- To ensure safety, only use the supplied accessories when using the device.
- The USB cable is only for use with this device and should not be used on other devices, as it may cause damage to the device.
- Wall mount installation must be carried out by adult, installation screws on wall must be hooked securely on the two hook holes of light back, installation accessories are not included.

WARNING:

To reduce the risk of burns, fire, electric shock, or injury to persons:

- Unplug from outlet before putting on or taking off parts.
- Keep this product out of reach of children and pets. This product is not a toy! It is not intended for use by children.
- Close supervision is necessary when this furnishing is used by, or near children, invalids, or disabled persons.
- **Do not** use outdoors or for any other purpose than intended as described in these instructions.
- This product is intended solely for non-commercial, non-industrial, indoor use as a decoration only.
- Always ensure the product is unplugged and allowed to cool before assembling, disassembling, relocating, or cleaning it. Always unplug the product when it is not in use.
- **Do not** leave the product unattended while it is in use, especially when children are present.
- **Do not** operate where aerosol (spray) products are being used or where oxygen is being administered.
- **Do not** plug/unplug the product with a wet hand.
- Keep the cord away from heated surfaces.
- **Do not** cover or use any attachments with the product.
- Never drop or insert any object into any opening.
- **Do not** immerse in water or other liquids.

FOLD

FO LD

• To disconnect, turn all controls to the off position, then remove plug from outlet; **do not** pull on the power cord.
• Never operate this device if it has a damaged cord or plug, or not working properly, or dropped or damaged, Return the device to a service center for examination and repair.
• **Do not** plug in the product until properly assembled.

CAUTIONS:

1. This device is ideally used on smooth surfaces (e.g. glass, etc.); not suitable for uneven, bumpy or wet surfaces (e.g. brick, stucco, etc.).
2. Clean and ensure the surface is sitting on is completely dry.
3. Avoid installation above heat source objects, in areas where direct sunlight, airflow and temperature change significantly.
4. Avoid exposing the product to the outside and directly in the rain.
5. **Do not** use sharp and hard objects or rough chemicals to clean the device, so as not to affect the function and appearance.
6. **Do not** leave the power cord idle on the ground to avoid stumbling.
7. Children who are not supervised by adults are not allowed to use this product alone. Some parts of this product are imported; there is a risk of choking.
8. Spot or wipe clean.
9. This equipment complies with FCC radiation exposure limits set forth for an uncontrolled environment.
10. This equipment should be installed and operated with a minimum distance of 20cm between the radiator & your body.

WARRANTY

• The warranty for this device is 12 months from the date of purchase. Any implied warranties, including the implied warranty of merchantability are also limited to the duration of 12 months from the date of purchase. The warranty is not transferable from the original purchaser.
• The warranty begins on the date of purchase. Please retain the original receipt safely, this receipt is required as proof of purchase.
• Should this device show any fault in materials or manufacture within 12 months from the date of purchase, it will be repaired or replaced at our choice by us free of charge.
• The warranty is conditional on the defective device and the receipt of purchase being presented within the 12 months warranty period.
• If the defect is covered by our warranty, you will receive the repaired device back or a new device. A new warranty period does not commence with the repair or with the exchange of the device: the warranty period will not be extended by repairs or exchange made under warranty.
• The warranty applies to faults (material or manufactured), the warranty does not extend to accidental abuse, misuse or neglect. The warranty lapses if the device is deemed to be damaged through accidental abuse, misuse or neglect or if it was not maintained properly as per the directions given in the general instructions section.

FO LD

FOLD

WARRANTY PROCEDURE

Please have your receipt and the model number available for all inquiries; the model number can be located on the rating label on the device itself. Should any fault or defect arise, please email support@ukonic.com. If you can provide a copy of proof or purchase and the warranty period has not expired, we will begin our warranty process.

Product returns which have not been authorized in advance and in accordance with the procedure cannot be processed.

PRODUCT DISPOSAL

When your device has come to the end of its life, please do not throw it out with other household refuse. In the interests of the environment please take your device to a suitable center where it can be disposed of properly. For more information on this subject please contact your local refuse authority for further detail.

FCC Warning:

Warning: Changes or modifications to this unit not expressly approved by the party responsible for compliance could void the user's authority to operate the equipment.

NOTE: This equipment has been tested and found to comply with the limits for a Class B digital device, pursuant to Part 15 of the FCC Rules. These limits are designed to provide reasonable protection against harmful interference in a residential installation. This equipment generates, uses and can radiate radio frequency energy and, if not installed and used in accordance with the Instructions, may cause harmful interference to radio communications. However, there is no guarantee that interference will not occur in a particular installation. If this equipment does cause harmful interference to radio or television reception, which can be determined by turning the equipment off and on, the user is encouraged to try to correct the interference by one or more of the following measures:

- Reorient or relocate the receiving antenna.
- Increase the separation between the equipment and receiver.
- Connect the equipment into an outlet on a circuit different from that to which the receiver is connected.
- Consult the dealer or an experienced radio/TV technician for help.

This device complies with Part 15 of the FCC Rules. Operation is subject to the following two conditions:

(1)This device may not cause harmful interference, and

(2)This device must accept any interference received, including interference that may cause undesired operation.

FOLD

FOLD

MINECRAFT.NET

© 2024 Mojang AB. All Rights Reserved.
Minecraft, the Minecraft logo, the Mojang Studios logo and the Creeper logo are trademarks of the Microsoft group of companies.

MINECRAFT

LED PIXEL SMART LIGHT

8 in L x 1 in W x 8 in H
(20.3 cm L x 2.5 cm W x 20.3 cm H)

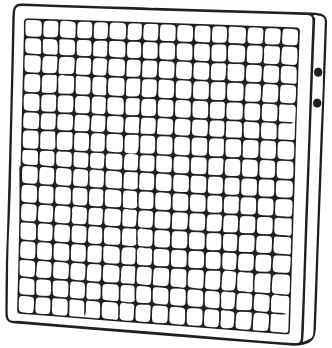

FOLD