QUICK GUIDE

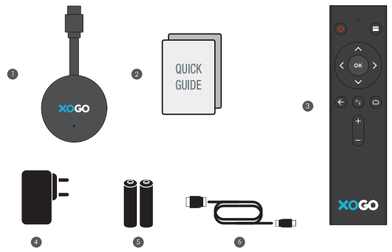

1. Dongle
2. Quick Guide
3. Remote Control
4. Power Adapter
5. Battery
6. USB Cable

DEVICE INFORMATION

1. LAN
2. Micro USB
3. USB-C
4. RESET
5. HDMI

SETUP DIAGRAM

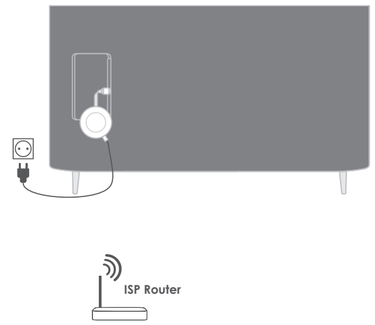

REMOTE CONTROL

Do more on your TV with your voice

Your TV is more helpful than ever. Ask Google to find movies, stream apps, play music, and control the TV - all with your voice. Even get answers, control smart home devices, and more. Press the Google Assistant button on the remote to get started.

REMOTE CONTROL

Pairing guide

Long press the Back and Home button at the same time until the red light flashes quickly, then release. This means the remote control has entered pairing mode. Wait for a few seconds without pressing any buttons until a message pops up on the screen that the remote has paired successfully.

SETUP

Complete the on-screen setup

Follow the on-screen instructions using your remote to navigate through the setup process.

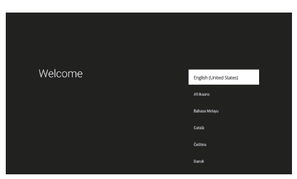

SPECIFICATION

Hardware	
Chipset	Amlogic S905Y4
RAM	2GB DDR
Flash	eMMC 32GB
Video	
Video Decoding	AV1 MP-10@L5.1 up to 4Kx2K@60fps VP9 Profile-2 up to 4Kx2K@60fps H.265 HEVC MP-10@L5.1 up to 4Kx2K@60fps AVS2-P2 Profile up to 4Kx2K@60fps H.264 AVC HP@L5.1 up to 4Kx2K@30fps H.264 MVC up to 1080P@60fps MPEG-4 ASP@L5 up to 1080P@60fps (ISO-14496) WMV/VC-1 SP/MP/AP up to 1080P@60fps AVS-P16(AVS+) /AVS-P2 JiZhun Profile up to 1080P@60fps MPEG-2 MP/HL up to 1080P@60fps (ISO-13818) MPEG-1 MP/HL up to 1080P@60fps (ISO-11172) RealVideo 8/9/10 up to 1080P@60fps
Video File Format	Support *.mkv, *.wmv, *.mpg, *.mpeg, *.dat, *.avi, *.mov, *.iso, *.mp4, *.rm, *.jpg, *.bmp, *.gif etc…
Video Output	HDMI 2.1 , HDCP2.2
Aspect Ratio	Auto, Full screen
Power	
DC Input Range	5V 1A
Power Consumption	Maximum 5W

SAFETY INFORMATION

CAUTION!

NOTICE: To prevent fire and electric shock, do not expose this device to rain or moisture. In order to avoid any possible risk of electric shock, never attempt to open the unit. In case of the unit breaking down, repair of the unit should be carried out by qualified technicians. No part of this unit should be repaired by users.

WARNING!

- Place the device in a well-ventilated location to prevent accumulation of internal heat.
- Protect the device from high temperatures, humidity, water and dust.
- Do not place any objects that might damage your unit near it (e.g. liquid filled objects or candles).

Google TV is the name of this device's software experience and a trademark of Google LLC. Google and YouTube are trademarks of Google LLC. Google Assistant is not available in certain languages and countries. Availability of services varies by country and language.

The terms HDMI and HDMI High-Definition Multimedia Interface, and the HDMI Logo are trademarks or registered trademarks of HDMI Licensing Administrator, Inc. in the United States and other countries.

HDMI™
HIGH-DEFINITION MULTIMEDIA INTERFACE

DECLARATION

CE:
EU regulatory conformance:
RF exposure information: The EIRP power of the device at maximal case is below the exempt condition, 20mW specified in EN62479: 2010. RF exposure assessment has been performed to prove that this unit will not generate the harmful EM emission above the reference level as specified in EC Council Recommendation(1999/519/EC).
CE DOC:
Hereby,[XOGO Inc] declares that the radio equipment type [Xogo 4K] is in compliance with Directive 2014/53/EU. The full text of the EU declaration of conformity is available at the following internet address: www.xogo.io
Manufacturer information:
Company name: XOGO Inc
Address: 12723 E Palouse Hwy, Valleyford, WA 99036
Operation temperature: 0~35°C
Operation frequency(Max power)
Bluetooth: 2402-2480 (9dBm)
Wi-Fi:
2412MHz-2472MHz(18dBm) 5745MHz-5825MHz(11dBm)
FCC regulatory conformance:
This device complies with Part 15 of the FCC Rules. Operation is subject to the following two
conditions:
(1) This device may not cause harmful interference.
(2) This device must accept any interference received, including interference that may cause undesired operation.
NOTE: This equipment has been tested and found to comply with the limits for a Class B digital device, pursuant to part 15 of the FCC Rules. These limits are designed to provide reasonable protection against harmful interference in a residential installation.
This equipment generates uses and can radiate radio frequency energy and, if not installed and used in accordance with the instructions, may cause harmful interference to radio communications. However, there is no guarantee that interference will not occur in a particular installation. If this equipment does cause harmful interference to radio or television reception, which can be determined by turning the equipment off and on, the user is encouraged to try to correct the interference by one or more of the following measures:
- Reorient or relocate the receiving antenna.

DECLARATION

- Increase the separation between the equipment and receiver.
-Connect the equipment into an outlet on a circuit different from that to which the receiver is connected.
-Consult the dealer or an experienced radio/TV technician for help
NOTE: The manufacturer is not responsible for any radio or TV interference caused by unauthorized modifications to this equipment. Such modifications could void the user's authority to operate the equipment.
RF Exposure:
This equipment complies with FCC radiation exposure limits set forth for an uncontrolled environment. This equipment should be installed and operated with minimum distance of 20 cm between the radiator and your body. This transmitter must not be co-located or operating in conjunction with any other antenna or transmitter.