SAR Test Report

Report No.:STS2504159H01

Issued for

Chengdu Xiaochen Technology Co., Ltd

3rd Floor, Building B15, Ganzhizhongguo Chengdu Center,
No. 777 HuafuAvenue Shuangliu County, Chengdu City,
Sichuan province, China

Product Name:	5G Mobile Phone
Brand Name:	Vertu
Model Name:	VTL-202402
Series Model(s):	N/A
FCC ID:	2BGHD-VTL202402
Test Standard:	ANSI/IEEE Std. C95.1 FCC 47 CFR Part 2 (2.1093) IEEE Std. 1528-2013
Max. Report SAR	Head: 0.784 W/kg(1g) Body: 0.727 W/kg(1g) Folding state: 0.797 W/kg(1g) Limbs: 1.867 W/kg(10g)

The test results presented in this report relate only to the object tested. This report shall not be reproduced, except in full, without the written approval of the Shenzhen STS Test Services Co., Ltd.

TEST REPORT CERTIFICATION

Applicant's name ..... :	Chengdu Xiaochen Technology Co., Ltd
Address ..... :	3rd Floor, Building B15, Ganzhizhongguo Chengdu Center, No. 777 HuafuAvenue Shuangliu County, Chengdu City, Sichuan province, China
Manufacturer's Name ..... :	VERTU INTERNATIONAL CORPORATION LIMITED
Address ..... :	Chase Business Centre 39-41 Chase Side London England N14 5BP

Product description

Product name ..... :	5G Mobile Phone
Brand name ..... :	Vertu
Model name ..... :	VTL-202402
Series Model..... :	N/A
Standards..... :	ANSI/IEEE Std. C95.1 FCC 47 CFR Part 2 (2.1093) IEEE Std. 1528-2013

The device was tested by Shenzhen STS Test Services Co., Ltd. in accordance with the measurement methods and procedures specified in KDB 865664 The test results in this report apply only to the tested sample of the stated device/equipment. Other similar device/equipment will not necessarily produce the same results due to production tolerance and measurement uncertainties.

Date of Test ..... :	
Date (s) of performance of tests..... :	12 Apr. 2025 ~ 19 May 2025
Date of Issue..... :	27 May 2025
Test Result..... :	**Pass**

Testing Engineer : Xin Liu

(Xin.Liu)

Technical Manager : Shi fan. long

(Shifan. Long)

Authorized Signatory : Bovey Yang

(Bovey Yang)

SHENZHEN STS TEST SERVICES CO., LTD. TESTING APPROVAL

Table of Contents

1. General Information **5**

1.1 EUT Description 5

1.2 Test Environment 8

1.3 Test Factory 8

2. Test Standards and Limits **9**

3. SAR Measurement System **10**

3.1 Definition of Specific Absorption Rate (SAR) 10

3.2 SAR System 10

4. Tissue Simulating Liquids **13**

4.1 Simulating Liquids Parameter Check 13

5. SAR System Validation **27**

5.1 Validation System 27

5.2 Validation Result 28

6. SAR Evaluation Procedures **29**

7. EUT Antenna Location Sketch **30**

8. EUT Test Position **34**

8.1 Define Two Imaginary Lines on the Handset 34

8.2 Hotspot mode exposure position condition 35

9. Uncertainty **36**

9.1 Measurement Uncertainty 36

10. Conducted Power Measurement **39**

10.1 Test Result 39

11. EUT and Test Setup Photo **143**

11.1 EUT Photo 147

11.2 Setup Photo 153

12. SAR Result Summary **165**

12.5 Simultaneous Multi-band Transmission Evaluation 222

13. Equipment List **226**

Appendix A. System Validation Plots **227**

Appendix B. SAR Test Plots **287**

Appendix C. Probe Calibration and Dipole Calibration Report **624**

101, Building B, Zhuoke Science Park, No. 190 Chongqing Road, Zhancheng Shequ, Fuhai Sub-District, Bao'an District, Shenzhen, Guangdong, China
Tel: +86-755 3688 6288 Fax: +86-755 3688 6277 Http://www.stsapp.com E-mail:sts@stsapp.com

Revision History

Rev.	Issue Date	Report No.	Effect Page	Contents
00	27 May 2025	STS2504159H01	ALL	Initial Issue

1. General Information

Environmental evaluation measurements of specific absorption rate (SAR) distributions in emulated human head and body tissues exposed to radio frequency (RF) radiation from wireless portable devices for compliance with the rules and regulations of the U.S. Federal Communications Commission (FCC).

1.1 EUT Description

Product Name	5G Mobile Phone
Brand Name	Vertu
Model Name	VTL-202402
Series Model	N/A
Model Difference	N/A
IMEI	IMEI 1:354357930010158 IMEI 2:354357930011156
Battery	Battery 1# Model No.: Li3909T45P8h383646 Rated Capacity: 855 mAh Typical Capacity: 885 mAh Rated Voltage: 3.93 V Charge Limit: 4.53 V Manufacturer: SCUD (Fujian) Electronics Co., Ltd. Battery 2# Model No.: Li3934T45P8h675654 Rated Capacity: 3370 mAh Typical Capacity: 3440 mAh Rated Voltage: 3.93 V Charge Limit: 4.53 V Manufacturer: SCUD (Fujian) Electronics Co., Ltd.
Device Category	Portable
Product stage	Production unit
RF Exposure Environment	General Population / Uncontrolled
Hardware Version	P10
Software Version	15.0.0_4.02.02.01
Frequency Range	GSM 850: 824 MHz ~ 849 MHz PCS1900: 1850 MHz ~ 1910 MHz WCDMA Band II: 1850 MHz ~ 1910 MHz WCDMA Band IV:1710 MHz ~ 1755 MHz WCDMA Band V: 824 MHz ~ 849 MHz LTE Band 2: 1850 MHz ~ 1910 MHz LTE Band 4: 1710 MHz ~ 1755 MHz LTE Band 5: 824 MHz ~ 849 MHz LTE Band 7:2500 MHz ~ 2570 MHz LTE Band 12: 699 MHz ~ 716 MHz **LTE Band 17 (704-716 MHz) is covered by LTE Band 12 (699-716 MHz)** LTE Band 17: 704 MHz ~ 716 MHz LTE Band 25: 1850 MHz ~ 1915 MHz **LTE Band 2 (1850-1910 MHz)is covered by LTE Band 25(1850-1915 MHz)** LTE Band 26: 814 MHz ~ 824 MHz / 824 MHz ~ 849 MHz LTE Band 41: 2496 MHz ~ 2690 MHz LTE Band 66: 1710 MHz ~ 1780 MHz **LTE Band 4 (1710-1755 MHz) is covered by LTE Band 66 (1710-1780 MH** 5G n2: 1850-1910 MHz 5G n5: 824-849 MHz

	5G n7: 2500-2570 MHz 5G n25: 1850-1915 MHz **NR Band n2 (1850-1910 MHz) is covered by NR Band n25 (1850-1915MHz)** 5G n26: 814-849 MHz 5G n41: 2496-2690 MHz 5G n66: 1710-1780 MHz 5G n77/78: 3450-3550 MHz **The frequency range of n78 and n77 is the same, so only n77 was tested** WLAN802.11b/g/n20/ax20/be20: 2412 MHz ~ 2462 MHz WLAN 802.11n40/ax40/be40: 2422 MHz ~ 2452 MHz WLAN 802.11a/n20/n40/ac20/ac40/ac80/ac160/ax20/ax40/ax80/ax160/be20/be40/be80/be160: 5150 ~ 5250 MHz WLAN 802.11 a/n20/n40/ac20/ac40/ac80/ac160/ax20/ax40/ax80/ax160/be20/be40/be80/be160: 5250 ~ 5350 MHz WLAN 802.11 a/n20/n40/ac20/ac40/ac80/ac160/ax20/ax40/ax80/ax160/be20/be40/be80/be160: 5470 ~ 5725 MHz WLAN 802.11 a/n20/n40/ac20/ac40/ac80/ac160/ax20/ax40/ax80/ax160/be20/be40/be80/be160: 5725 ~ 5850 MHz Bluetooth: 2402 MHz to 2480 MHz

Max. Reported SAR: Test distance: Head:0mm Body:10mm Folding:5mm Limb:0mm

Band	Mode	Antenna	Head (W/kg)	Body Worn and Hotspot(W/kg)	Folding state and Hotspot((W/kg)	Limbs Worn and Hotspot((W/kg)
PCE	GSM 850	11	0.532	0.340	0.654	0.872
PCE	GSM 850	8	0.469	0.261	0.450	0.443
PCE	GSM 1900	11	0.560	0.171	0.176	0.731
PCE	GSM 1900	8	0.569	0.354	0.689	0.993
PCE	WCDMA Band 2	11	0.621	0.400	0.653	1.295
PCE	WCDMA Band 2	8	0.690	0.315	0.735	0.760
PCE	WCDMA Band 4	11	0.764	0.466	0.766	1.305
PCE	WCDMA Band 4	8	0.735	0.292	0.644	1.140
PCE	WCDMA Band 5	1	0.308	0.292	0.457	0.754
PCE	WCDMA Band 5	3	0.722	0.420	0.463	0.778
PCE	LTE Band 5	1	0.418	0.221	0.565	0.861
PCE	LTE Band 5	3	0.349	0.539	0.703	0.635
PCE	LTE Band 7	11	0.482	0.132	0.316	0.917
PCE	LTE Band 7	8	0.492	0.587	0.768	1.541
PCE	LTE Band 12/B17	1	0.112	0.179	0.265	0.428
PCE	LTE Band 12/B17	3	0.516	0.576	0.769	0.737
PCE	LTE Band 25/B2	11	0.740	0.469	0.776	0.837
PCE	LTE Band 25/B2	8	0.343	0.594	0.742	0.721
PCE	LTE Band 26	1	0.359	0.390	0.683	1.030
PCE	LTE Band 26	3	0.643	0.355	0.549	0.592
PCE	LTE Band 41	11	0.349	0.392	0.701	1.035
PCE	LTE Band 41	8	0.352	0.561	0.531	1.781
PCE	LTE Band 41	9	0.144	0.328	0.656	1.096
PCE	LTE Band 41	1	0.296	0.082	0.082	0.158
PCE	LTE Band 66/B4	11	0.782	0.456	0.768	0.619
PCE	LTE Band 66/B4	8	0.784	0.497	0.764	0.830
PCE	N5	1	0.168	0.313	0.781	1.640
PCE	N5	3	0.211	0.335	0.778	1.132
PCE	N7	11	**0.778**	0.356	0.760	1.610
PCE	N7	8	0.592	0.356	0.716	**1.867**
PCE	N25/N2	11	0.691	0.337	0.729	1.795
PCE	N25/N2	8	0.400	0.532	0.766	1..405
PCE	N26	1	0.540	0.235	0.680	1.280
PCE	N26	3	0.656	0.337	0.547	0.731
PCE	N41	9	0.281	0.563	0.769	1.239
PCE	N41	1	0.311	0.344	0.780	1.457
PCE	N41	11	0.515	0.615	**0.788**	1.355
PCE	N41	8	0.680	**0.727**	0.797	1.494
PCE	N66	11	0.229	0.302	0.610	1.701
PCE	N66	8	0.484	0.354	0.515	1.028
PCE	N77/78	9	0.678	0.509	0.773	1.618
PCE	N77/78	12	0.572	0.345	0.496	1.123
PCE	N77/78	10	0.759	0.295	0.756	1.684
PCE	N77/78	2	0.198	0.360	0.729	1.218

	DSS	BT	4	0.033	0.032	0.023	0.061
	DSS	BT	7	0.038	0.018	0.014	0.205
	DTS	2.4G WLAN	4	0.167	0.155	0.107	0.320
	DTS	2.4G WLAN	7	0.143	0.056	0.033	0.301
	DTS	2.4GWIFI_MIMO	4+7	0.167	0.149	0.063	0.252
	NII	WIFI 5G U-NII-1	4	0.059	0.093	0.082	0.200
	NII	WIFI 5G U-NII-1	6	0.127	0.033	0.014	0.141
	NII	WIFI 5G U-NII-1_MIMO	4+6	0.315	0.212	0.191	0.681
	NII	WIFI 5G U-NII-2A	4	0.073	0.145	0.099	0.305
	NII	WIFI 5G U-NII-2A	6	0.151	0.038	0.023	0.143
	NII	WIFI 5G U-NII-2A_MIMO	4+6	0.316	0.336	0.165	0.656
	NII	WIFI 5G U-NII-2C	4	0.059	0.174	0.115	0.260
	NII	WIFI 5G U-NII-2C	6	0.147	0.042	0.050	0.154
	NII	WIFI 5G U-NII-2C_MIMO	4+6	0.285	0.233	0.170	0.653
	NII	WIFI 5G U-NII-3	4	0.049	0.175	0.159	0.239
	NII	WIFI 5G U-NII-3	6	0.059	0.027	0.101	0.093
	NII	WIFI 5G U-NII-3_MIMO	4+6	0.045	0.261	0.185	0.419
1-g Sum SAR				0.784	0.727	0.797	N/A
10-g Sum SAR				N/A	N/A	N/A	1.867
Simultaneously SAR(1g)				1.267			
Limit				1.6W/kg	1.6W/kg	1.6W/kg	4.0W/kg

FCC Equipment Class	Licensed Portable Transmitter Held to Ear (PCE) Part 15 Spread Spectrum Transmitter (DSS) Digital Transmission System (DTS) Unlicensed National Information Infrastructure TX(NII)
Operating Mode:	GSM: GSM Voice; GPRS/EGPRS Class 12 WCDMA: RMC, HSDPA, HSUPA Release 6 LTE: QPSK, 16QAM, 64QAM(downlink only) 5G NR: DFT-s-OFDM, CP-OFDM (π/2 shift BPSK, QPSK, 16QAM, 64QAM, 256QAM) 2.4G WLAN : 802.11b(DSSS):CCK,DQPSK,DBPSK 802.11g(OFDM):BPSK,QPSK,16-QAM,64-QAM 802.11n(OFDM):BPSK,QPSK,16-QAM,64-QAM 802.11ax(OFDM, OFDMA): BPSK/QPSK/16QAM/64QAM/256QAM/1024QAM 802.11be(OFDM, OFDMA): BPSK/QPSK/16QAM/64QAM/256QAM/1024QAM/4096QAM 5G WLAN: 802.11a(OFDM):BPSK,QPSK,16-QAM,64-QAM 802.11n(OFDM):BPSK,QPSK,16-QAM,64-QAM 802.11ac(OFDM):BPSK,QPSK,16-QAM,64-QAM,256-QAM 802.11ax(OFDM, OFDMA): BPSK/QPSK/16QAM/64QAM/256QAM/1024QAM 802.11be(OFDM, OFDMA): BPSK/QPSK/16QAM/64QAM/256QAM/1024QAM/4096QAM Bluetooth: GFSK +π/4DQPSK+8DPSK BLE: GFSK
Antenna Specification:	GSM/WCDMA/LTE/NR: PIFA Antenna Bluetooth: PIFA Antenna WLAN: PIFA Antenna
SIM Card	Support dual-SIM, dual standby, the multiple SIM card with two lines cannot transmitting at the same time
Hotspot Mode	Support
DTM Mode	Not Support

Note:
1. The dual SIM card mobile has 2 SIM slots and supports dual SIM dual standby. The WWAN radio transmission will be enabled by either one SIM at a time (Single active)
2. After pre-scan two SIM cards power, we found test result of the SIM1 was the worse, so we chose SIM1 card to perform all tests.
3. The EUT battery must be fully charged and checked periodically during the test to ascertain uniform power

1.2 Test Environment

Ambient conditions in the SAR laboratory:

Items	Required
Temperature (℃)	18-25
Humidity (%RH)	30-70

1.3 Test Factory

ShenZhen STS Test Services Co.,Ltd.

A 1/F, Building B, Zhuoke Science Park, No.190 Chongqing Road, HepingShequ, Fuyong Sub-District, Bao'an District, Shenzhen, Guang Dong, China

FCC test Firm Registration No.: 625569

IC Registration No.: 12108A

A2LA Certificate No.: 4338.01

2. Test Standards and Limits

No.	Identity	Document Title
1	47 CFR Part 2	Frequency Allocations and Radio Treaty Matters; General Rules and Regulations
2	IEEE Std C95.1, 2019	IEEE Standard for Safety Levels with Respect to Human Exposure to Electric,Magnetic, and Electromagnetic Fields,0 Hz to 300 GHz. It specifies the maximum exposure limit of 1.6 W/kg as averaged over any 1 gram of tissue for portable devices being used within 20 cm of the user in the uncontrolled environment.
3	IEEE Std. 1528-2013	Recommended Practice for Determining the Peak Spatial-Average Specific Absorption Rate (SAR) in the Human Head from Wireless Communications Devices: Measurement Techniques
4	FCC KDB 447498 D04 v01	RF Exposure Procedures and Equipment Authorization Policies for Mobile and Portable Devices
5	FCC KDB 865664 D01 v01r04	SAR Measurement 100 MHz to 6 GHz
6	FCC KDB 865664 D02 v01r02	RF Exposure Reporting
7	FCC KDB 941225 D01 v03r01	SAR Measurement Procedures for 3G Devices
8	FCC KDB 941225 D05 v02r05	SAR for LTE Devices
9	FCC KDB 941225 D06 v02r01	Hotspot Mode SAR
10	FCC KDB 648474 D04 v01r03	SAR Evaluation Considerations for Wireless Handsets
11	FCC KDB 248227 D01 Wi-Fi SAR v02r02	SAR Considerations for 802.11 Devices

(A). Limits for Occupational/Controlled Exposure (W/kg)

Whole-Body	Partial-Body	Hands, Wrists, Feet and Ankles
0.4	8.0	20.0

(B). Limits for General Population/Uncontrolled Exposure (W/kg)

Whole-Body	Partial-Body	Hands, Wrists, Feet and Ankles
0.08	1.6	4.0

NOTE: Whole-Body SAR is averaged over the entire body, partial-body SAR is averaged over any 1 gram of tissue defined as a tissue volume in the shape of a cube. SAR for hands, wrists, feet and ankles is averaged over any 10 grams of tissue defined as a tissue volume in the shape of a cube.

Population/Uncontrolled Environments:

Are defined as locations where there is the exposure of individuals who have no knowledge or control of their exposure.

Occupational/Controlled Environments:

Are defined as locations where there is exposure that may be incurred by people who are aware of the potential for exposure, (i.e. as a result of employment or occupation).

NOTE

GENERAL POPULATION/UNCONTROLLED EXPOSURE

PARTIAL BODY LIMIT

1.6 W/kg

3. SAR Measurement System

3.1 Definition of Specific Absorption Rate (SAR)

SAR is related to the rate at which energy is absorbed per unit mass in an object exposed to a radio field. The SAR distribution in a biological body is complicated and is usually carried out by experimental techniques or numerical modeling. The standard recommends limits for two tiers of groups, occupational/controlled and general population/uncontrolled, based on a person's awareness and ability to exercise control over his or her exposure. In general, occupational/controlled exposure limits are higher than the limits for general population/uncontrolled.
The SAR definition is the time derivative (rate) of the incremental energy (dW) absorbed by (dissipated in) an incremental mass (dm) contained in a volume element (dv) of a given density (ρ). The equation description is as below:

$$\mathbf{SAR} = \frac{d}{dt}\left(\frac{dW}{dm}\right) = \frac{d}{dt}\left(\frac{dW}{\rho dv}\right)$$

SAR is expressed in units of Watts per kilogram (W/kg) SAR measurement can be related to the electrical field in the tissue by

$$\mathbf{SAR} = \frac{\sigma E^2}{\rho}$$

Where: σ is the conductivity of the tissue,
ρ is the mass density of the tissue and E is the RMS electrical field strength.

3.2 SAR System

MVG SAR System Diagram:

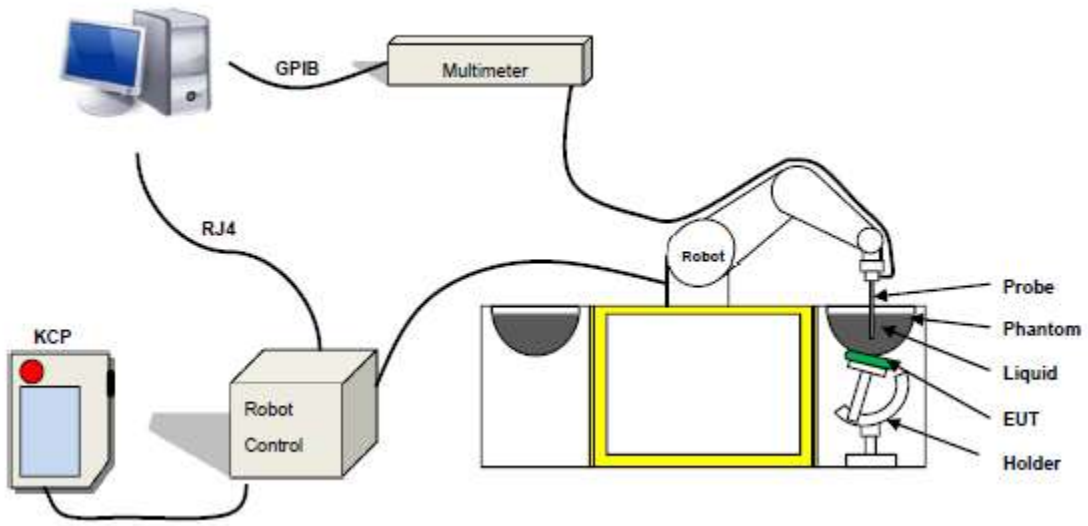

COMOSAR is a system that is able to determine the SAR distribution inside a phantom of human being according to different standards. The COMOSAR system consists of the following items:

- Main computer to control all the system
- 6 axis robot
- Data acquisition system
- Miniature E-field probe
- Phone holder
- Head simulating tissue

The following figure shows the system.

The EUT under test operating at the maximum power level is placed in the phone holder, under the phantom, which is filled with head simulating liquid. The E-Field probe measures the electric field inside the phantom. The Open SAR software computes the results to give a SAR value in a 1g or 10g mass.

3.2.1 Probe

For the measurements the Specific Dosimetric E-Field Probe SN 08/21 EPGO352 with following specifications is used

- Probe Length: 330 mm
- Length of Individual Dipoles: 2 mm
- Maximum external diameter: 8 mm
- Probe Tip External Diameter: 2.5 mm
- Distance between dipole/probe extremity: 1 mm
- Dynamic range: 0.01-100 W/kg
- Probe linearity: 3%
- Axial Isotropy: < 0.10 dB
- Spherical Isotropy: < 0.10 dB
- Calibration range: 150 MHz to 6 GHz for head & body simulating liquid.
- Angle between probe axis (evaluation axis) and surface normal line: less than 30°

Figure 1-MVG COMOSAR Dosimetric E field Dipole

3.2.2 Phantom

For the measurements the Specific Anthropomorphic Mannequin (SAM) defined by the IEEE SCC-34/SC2 group is used. The phantom is a polyurethane shell integrated in a wooden table. The thickness of the phantom amounts to 2mm +/- 0.2mm. It enables the dosimetric evaluation of left and right phone usage and includes an additional flat phantom part for the simplified performance check. The phantom set-up includes a cover, which prevents the evaporation of the liquid.

SN 32/14 SAM115



Figure-SN 21/21 ELLI48

3.2.3 Device Holder

The SAR in the phantom is approximately inversely proportional to the square of the distance between the source and the liquid surface. For a source at 5 mm distance, a positioning uncertainty of ± 0.5 mm would produce a SAR uncertainty of ± 20 %. Accurate device positioning is therefore crucial for accurate and repeatable measurements. The positions in which the devices must be measured are defined by the standards.4. Tissue Simulating Liquids

4. Tissue Simulating Liquids

4.1 Simulating Liquids Parameter Check

The simulating liquids should be checked at the beginning of a series of SAR measurements to determine of the dielectric parameters are within the tolerances of the specified target values

The uncertainty due to the liquid conductivity and permittivity arises from two different sources. The first source of error is the deviation of the liquid conductivity from its target value (max _ 5 %) and the second source of error arises from the measurement procedures used to assess conductivity. The uncertainty shall be assessed using a rectangular probability For 1 g averaging, the maximum weighting coefficient for SAR is 0,5.

IEEE SCC-34/SC-2 RECOMMENDED TISSUE DIELECTRIC PARAMETERS

The head and body tissue dielectric parameters recommended by the IEEE SCC-34/SC-2 have been incorporated in the following table.

Frequency	εr	σ 10g S/m
300	45.3	0.87
450	43.5	0.87
750	41.9	0.89
835	41.5	0.90
900	41.5	0.97
1450	40.5	1.20
1800 to 2000	40.0	1.40
2100	39.8	1.49
2450	39.2	1.80
2600	39.0	1.96
3000	38.5	2.40
3500	37.9	2.91
4000	37.4	3.43
4500	36.8	3.94
5000	36.2	4.45
5200	36.0	4.66
5400	35.8	4.86
5600	35.5	5.07
5800	35.3	5.27

The following table gives the recipes for tissue simulating liquid and the theoretical Conductivity/Permittivity.

Head (Reference IEEE1528)								
Frequency (MHz)	Water (%)	Sugar (%)	Cellulose (%)	Salt (%)	Preventol (%)	DGBE (%)	Conductivity σ (S/m)	Permittivity ε
750	41.1	57.0	0.2	1.4	0.2	0	0.89	41.9
835	40.3	57.9	0.2	1.4	0.2	0	0.90	41.5
900	40.3	57.9	0.2	1.4	0.2	0	0.97	41.5
1800, 1900, 2000	55.2	0	0	0.3	0	44.5	1.4	40.0
2450	55.0	0	0	0.1	0	44.9	1.80	39.2
2600	54.9	0	0	0.1	0	45.0	1.96	39.0
Frequency (MHz)	Water (%)	Hexyl Carbitol (%)			Triton X-100 (%)		Conductivity σ (S/m)	Permittivity ε
5200	62.52	17.24			17.24		4.66	36.0
5800	62.52	17.24			17.24		5.27	35.3
Body (From instrument manufacturer)								
Frequency (MHz)	Water (%)	Sugar (%)	Cellulose (%)	Salt (%)	Preventol (%)	DGBE (%)	Conductivity σ (S/m)	Permittivity ε
750	51.7	47.2	0	0.9	0.1	0	0.96	55.5
835	50.8	48.2	0	0.9	0.1	0	0.97	55.2
900	50.8	48.2	0	0.9	0.1	0	1.05	55.0
1800, 1900, 2000	70.2	0	0	0.4	0	29.4	1.52	53.3
2450	68.6	0	0	0.1	0	31.3	1.95	52.7
2600	68.2	0	0	0.1	0	31.7	2.16	52.5
Frequency(MHz)	Water	DGBE (%)			Salt (%)		Conductivity σ (S/m)	Permittivity ε
5200	78.60	21.40			/		5.30	49.00
5800	78.50	21.40			0.1		6.00	48.20

LIQUID MEASUREMENT RESULTS

LTE Band 12									
Date	Ambient		Simulating Liquid		Parameters	Target	Measured	Deviation %	Limited %
	Temp. [°C]	Humidity %	Frequency(MHz)	Temp. [°C]					
2025-04-15	22.1	52	704	21.8	Permittivity	42.15	42.12	-0.06	±5
					Conductivity	0.89	0.87	-1.91	±5
2025-04-15	22.1	52	708	21.8	Permittivity	42.13	42.14	0.03	±5
					Conductivity	0.89	0.88	-0.81	±5
2025-04-15	22.1	53	711	21.8	Permittivity	42.11	42.72	1.45	±5
					Conductivity	0.89	0.92	3.67	±5
2025-04-15	22.2	53	750	21.8	Permittivity	41.90	42.74	2.00	±5
					Conductivity	0.89	0.87	-2.25	±5

GSM850&WCDMA Band 5									
Date	Ambient		Simulating Liquid		Parameters	Target	Measured	Deviation %	Limited %
	Temp. [°C]	Humidity %	Frequency(MHz)	Temp. [°C]					
2025-05-11	22.3	54	824.2	22.0	Permittivity	41.55	41.27	-0.68	±5
					Conductivity	0.90	0.93	3.48	±5
2025-05-11	22.3	54	835	21.9	Permittivity	41.50	41.96	1.11	±5
					Conductivity	0.90	0.91	1.11	±5
2025-05-11	22.3	54	836.6	22.0	Permittivity	41.49	41.00	-1.19	±5
					Conductivity	0.90	0.87	-3.35	±5
2025-05-11	22.3	54	846.6	22.0	Permittivity	41.45	41.63	0.45	±5
					Conductivity	0.90	0.89	-1.26	±5
2025-05-11	22.4	54	848.8	22.1	Permittivity	41.44	41.01	-1.03	±5
					Conductivity	0.90	0.91	0.93	±5

LTE Band 5									
Date	Ambient		Simulating Liquid		Parameters	Target	Measured	Deviation %	Limited %
	Temp. [°C]	Humidity %	Frequency(MHz)	Temp. [°C]					
2025-05-12	23.8	49	829	23.5	Permittivity	41.53	40.59	-2.26	±5
					Conductivity	0.90	0.90	0.08	±5
2025-05-12	23.8	49	835	23.6	Permittivity	41.50	41.08	-1.01	±5
					Conductivity	0.90	0.94	4.67	±5
2025-05-12	23.8	50	836.5	23.5	Permittivity	41.49	41.63	0.33	±5
					Conductivity	0.90	0.93	3.31	±5

LTE Band 26									
Date	Ambient		Simulating Liquid		Parameters	Target	Measured	Deviation %	Limited %
	Temp. [°C]	Humidity %	Frequency(MHz)	Temp. [°C]					
2025-05-02	23.8	51	835	23.4	Permittivity	41.50	40.89	-1.47	±5
					Conductivity	0.90	0.94	4.44	±5
2025-05-02	23.8	51	841.5	23.5	Permittivity	41.47	41.56	0.22	±5
					Conductivity	0.90	0.90	-0.08	±5

5G N5									
Date	Ambient		Simulating Liquid		Parameters	Target	Measured	Deviation %	Limited %
	Temp. [°C]	Humidity %	Frequency(MHz)	Temp. [°C]					
2025-05-13	22.8	53	834	22.5	Permittivity	41.50	40.71	-1.91	±5
					Conductivity	0.90	0.93	3.35	±5
2025-05-13	22.9	53	835	22.6	Permittivity	41.50	41.15	-0.84	±5
					Conductivity	0.90	0.89	-1.11	±5
2025-05-13	23.0	52	836.5	22.8	Permittivity	41.49	41.49	-0.01	±5
					Conductivity	0.90	0.90	-0.02	±5

5G N26									
Date	Ambient		Simulating Liquid		Parameters	Target	Measured	Deviation %	Limited %
	Temp. [°C]	Humidity %	Frequency(MHz)	Temp. [°C]					
2025-04-12	23.1	45	834	22.8	Permittivity	41.50	40.62	-2.13	±5
					Conductivity	0.90	0.88	-2.21	±5
2025-04-12	23.2	45	835	23.0	Permittivity	41.50	40.73	-1.86	±5
					Conductivity	0.90	0.90	0.00	±5
2025-04-12	23.2	46	836.5	22.9	Permittivity	41.49	42.02	1.27	±5
					Conductivity	0.90	0.94	4.42	±5
2025-04-12	23.3	46	839	23.0	Permittivity	41.48	40.59	-2.15	±5
					Conductivity	0.90	0.85	-5.60	±5

LTE Band 66									
Date	Ambient		Simulating Liquid		Parameters	Target	Measured	Deviation %	Limited %
	Temp. [°C]	Humidity %	Frequency(MHz)	Temp. [°C]					
2025-04-23	20.4	55	1720	20.2	Permittivity	40.11	40.11	-0.01	±5
					Conductivity	1.35	1.38	1.90	±5
2025-04-23	20.5	55	1745	20.2	Permittivity	40.08	40.89	2.02	±5
					Conductivity	1.37	1.39	1.57	±5
2025-04-23	20.5	56	1770	20.1	Permittivity	40.04	40.46	1.04	±5
					Conductivity	1.38	1.38	-0.21	±5
2025-04-23	20.5	56	1800	20.2	Permittivity	40.00	40.48	1.20	±5
					Conductivity	1.40	1.39	-0.71	±5

WCDMA Band 4									
Date	Ambient		Simulating Liquid		Parameters	Target	Measured	Deviation %	Limited %
	Temp. [°C]	Humidity %	Frequency(MHz)	Temp. [°C]					
2025-04-20	23.5	55	1712.4	23.2	Permittivity	40.13	40.91	1.96	±5
					Conductivity	1.35	1.41	4.45	±5
2025-04-20	23.5	55	1713.4	23.2	Permittivity	40.12	41.47	3.36	±5
					Conductivity	1.35	1.35	-0.04	±5
2025-04-20	23.6	55	1752.6	23.3	Permittivity	40.07	40.66	1.48	±5
					Conductivity	1.37	1.37	-0.21	±5
2025-04-20	23.6	56	1800	23.3	Permittivity	40.00	40.49	1.23	±5
					Conductivity	1.40	1.35	-3.57	±5

5G N66									
Date	Ambient		Simulating Liquid		Parameters	Target	Measured	Deviation %	Limited %
	Temp. [°C]	Humidity %	Frequency(MHz)	Temp. [°C]					
2025-04-26	22.2	56	1720	21.9	Permittivity	40.11	40.74	1.56	±5
					Conductivity	1.35	1.39	2.64	±5
2025-04-26	22.2	56	1745	21.9	Permittivity	40.08	41.10	2.55	±5
					Conductivity	1.37	1.35	-1.36	±5
2025-04-26	22.3	56	1800	22.0	Permittivity	40.00	40.97	2.43	±5
					Conductivity	1.40	1.40	0.00	±5

PCS 1900&WCDMA Band 2									
Date	Ambient		Simulating Liquid		Parameters	Target	Measured	Deviation %	Limited %
	Temp. [°C]	Humidity %	Frequency(MHz)	Temp. [°C]					
2025-04-22	22.3	51	1850.2	22.0	Permittivity	40.00	40.53	1.33	±5
					Conductivity	1.40	1.39	-0.71	±5
2025-04-22	22.3	51	1852.4	22.0	Permittivity	40.00	41.30	3.25	±5
					Conductivity	1.40	1.41	0.71	±5
2025-04-22	22.4	51	1880	22.1	Permittivity	40.00	40.65	1.63	±5
					Conductivity	1.40	1.46	4.29	±5
2025-04-22	22.3	51	1900	22.0	Permittivity	40.00	40.63	1.58	±5
					Conductivity	1.40	1.40	0.00	±5
2025-04-22	22.3	52	1907.6	22.0	Permittivity	40.00	40.12	0.30	±5
					Conductivity	1.40	1.39	-0.71	±5

LTE Band 25									
Date	Ambient		Simulating Liquid		Parameters	Target	Measured	Deviation %	Limited %
	Temp. [°C]	Humidity %	Frequency(MHz)	Temp. [°C]					
2025-04-24	21.7	52	1882.5	21.4	Permittivity	40.00	40.42	1.05	±5
					Conductivity	1.40	1.46	4.29	±5
2025-04-24	21.7	52	1860	21.4	Permittivity	40.00	40.49	1.23	±5
					Conductivity	1.40	1.45	3.57	±5
2025-04-24	21.8	52	1900	21.6	Permittivity	40.00	40.60	1.50	±5
					Conductivity	1.40	1.41	0.71	±5
2025-04-24	21.7	52	1905	21.4	Permittivity	40.00	41.04	2.60	±5
					Conductivity	1.40	1.38	-1.43	±5

5G N25									
Date	Ambient		Simulating Liquid		Parameters	Target	Measured	Deviation %	Limited %
	Temp. [°C]	Humidity %	Frequency(MHz)	Temp. [°C]					
2025-04-25	22.2	48	1860	22.0	Permittivity	40.00	40.37	0.92	±5
					Conductivity	1.40	1.37	-2.14	±5
2025-04-25	22.2	48	1882.5	21.8	Permittivity	40.00	40.72	1.80	±5
					Conductivity	1.40	1.47	5.00	±5
2025-04-25	22.2	48	1900	22.0	Permittivity	40.00	40.84	2.10	±5
					Conductivity	1.40	1.39	-0.71	±5

BT									
Date	Ambient		Simulating Liquid		Parameters	Target	Measured	Deviation %	Limited %
	Temp. [°C]	Humidity %	Frequency(MHz)	Temp. [°C]					
2025-04-27	23.4	45	2441	23.1	Permittivity	39.22	40.30	2.76	±5
					Conductivity	1.79	1.81	1.00	±5
2025-04-27	23.5	45	2450	23.3	Permittivity	39.20	39.76	1.43	±5
					Conductivity	1.80	1.82	1.11	±5

2.4G WIFI									
Date	Ambient		Simulating Liquid		Parameters	Target	Measured	Deviation %	Limited %
	Temp. [°C]	Humidity %	Frequency(MHz)	Temp. [°C]					
2025-04-28	21.8	41	2437	21.4	Permittivity	39.22	39.23	0.02	±5
					Conductivity	1.79	1.76	-1.59	±5
2025-04-28	21.9	41	2450	21.7	Permittivity	39.20	40.01	2.07	±5
					Conductivity	1.80	1.84	2.22	±5
2025-04-28	22.0	42	2462	21.7	Permittivity	39.18	39.48	0.77	±5
					Conductivity	1.81	1.83	1.07	±5

LTE Band 7									
Date	Ambient		Simulating Liquid		Parameters	Target	Measured	Deviation %	Limited %
	Temp. [°C]	Humidity %	Frequency(MHz)	Temp. [°C]					
2025-04-29	22.2	48	2510	21.9	Permittivity	39.12	39.63	1.30	±5
					Conductivity	1.86	1.89	1.39	±5
2025-04-29	22.2	48	2535	21.9	Permittivity	39.09	39.92	2.13	±5
					Conductivity	1.89	1.87	-1.09	±5
2025-04-29	22.2	49	2560	21.9	Permittivity	39.05	39.33	0.71	±5
					Conductivity	1.92	1.87	-2.47	±5
2025-04-29	22.2	49	2600	21.9	Permittivity	39.00	40.38	3.54	±5
					Conductivity	1.96	1.95	-0.51	±5

LTE Band 41ANT_11+ANT_8									
Date	Ambient		Simulating Liquid		Parameters	Target	Measured	Deviation %	Limited %
	Temp. [°C]	Humidity %	Frequency(MHz)	Temp. [°C]					
2025-05-03	22.7	41	2506	22.4	Permittivity	39.13	39.43	0.78	±5
					Conductivity	1.86	1.85	-0.52	±5
2025-05-03	22.8	41	2593	22.5	Permittivity	39.01	38.91	-0.25	±5
					Conductivity	1.95	1.98	1.41	±5
2025-05-03	22.9	41	2600	22.6	Permittivity	39.00	39.65	1.67	±5
					Conductivity	1.96	1.94	-1.02	±5
2025-05-03	22.9	42	2680	22.6	Permittivity	38.89	39.82	2.38	±5
					Conductivity	2.05	2.07	1.21	±5

LTE Band 41ANT_9+ANT_1									
Date	Ambient		Simulating Liquid		Parameters	Target	Measured	Deviation %	Limited %
	Temp. [°C]	Humidity %	Frequency(MHz)	Temp. [°C]					
2025-05-04	22.4	58	2506	22.1	Permittivity	39.13	40.03	2.31	±5
					Conductivity	1.86	1.85	-0.52	±5
2025-05-04	22.4	58	2600	22.1	Permittivity	39.00	39.17	0.44	±5
					Conductivity	1.96	1.98	1.02	±5
2025-05-04	22.5	58	2680	22.2	Permittivity	38.89	38.93	0.09	±5
					Conductivity	2.05	2.04	-0.26	±5

5G N7									
Date	Ambient		Simulating Liquid		Parameters	Target	Measured	Deviation %	Limited %
	Temp. [°C]	Humidity %	Frequency(MHz)	Temp. [°C]					
2025-05-05	21.9	48	2520	21.6	Permittivity	39.11	40.43	3.38	±5
					Conductivity	1.87	1.86	-0.78	±5
2025-05-05	21.9	48	2535	21.6	Permittivity	39.09	40.53	3.69	±5
					Conductivity	1.89	1.94	2.61	±5
2025-05-05	21.9	48	2550	21.6	Permittivity	39.07	39.52	1.16	±5
					Conductivity	1.91	1.92	0.70	±5
2025-05-05	22.0	49	2555	21.7	Permittivity	39.06	40.03	2.48	±5
					Conductivity	1.91	1.88	-1.67	±5
2025-05-05	22.0	49	2600	21.7	Permittivity	39.00	40.14	2.92	±5
					Conductivity	1.96	1.94	-1.02	±5

5G N41ANT_9+ANT_1									
Date	Ambient		Simulating Liquid		Parameters	Target	Measured	Deviation %	Limited %
	Temp. [°C]	Humidity %	Frequency(MHz)	Temp. [°C]					
2025-05-06	22.2	42	2546.1	21.8	Permittivity	39.07	39.98	2.32	±5
					Conductivity	1.90	1.88	-1.18	±5
2025-05-06	22.2	42	2592.99	22.0	Permittivity	39.01	39.43	1.08	±5
					Conductivity	1.95	1.99	1.92	±5
2025-05-06	22.3	42	2600	22.1	Permittivity	39.00	40.18	3.03	±5
					Conductivity	1.96	1.96	0.00	±5
2025-05-06	22.3	43	2640	22.0	Permittivity	38.95	40.35	3.60	±5
					Conductivity	2.00	2.02	0.87	±5

5G N41ANT_11+ANT_8									
Date	Ambient		Simulating Liquid		Parameters	Target	Measured	Deviation %	Limited %
	Temp. [°C]	Humidity %	Frequency(MHz)	Temp. [°C]					
2025-05-07	20.2	55	2510	19.9	Permittivity	39.12	39.99	2.22	±5
					Conductivity	1.86	1.83	-1.82	±5
2025-05-07	20.2	55	2535	19.8	Permittivity	39.09	40.53	3.69	±5
					Conductivity	1.89	1.94	2.61	±5
2025-05-07	20.3	55	2560	19.9	Permittivity	39.05	40.22	2.99	±5
					Conductivity	1.92	1.91	-0.38	±5
2025-05-07	20.3	56	2600	20.0	Permittivity	39.00	38.93	-0.18	±5
					Conductivity	1.96	1.96	0.00	±5

5G N77ANT_9+ANT_12									
Date	Ambient		Simulating Liquid		Parameters	Target	Measured	Deviation %	Limited %
	Temp. [°C]	Humidity %	Frequency(MHz)	Temp. [°C]					
2025-05-08	20.1	45	3500	19.8	Permittivity	37.90	38.99	2.88	±5
					Conductivity	2.91	2.93	0.69	±5
2025-05-08	20.1	45	3500.1	19.9	Permittivity	37.90	38.71	2.14	±5
					Conductivity	2.91	3.03	4.12	±5

5G N77ANT_10+ANT_2									
Date	Ambient		Simulating Liquid		Parameters	Target	Measured	Deviation %	Limited %
	Temp. [°C]	Humidity %	Frequency(MHz)	Temp. [°C]					
2025-05-09	22.3	54	3500	22.0	Permittivity	37.90	38.95	2.77	±5
					Conductivity	2.91	2.91	0.00	±5
2025-05-09	22.4	54	3500.1	22.1	Permittivity	37.90	38.16	0.69	±5
					Conductivity	2.91	2.93	0.68	±5

WIFI 5G U-NII-1_ANT4+ANT6+MIMO_ANT_4									
Date	Ambient		Simulating Liquid		Parameters	Target	Measured	Deviation %	Limited %
	Temp. [°C]	Humidity %	Frequency(MHz)	Temp. [°C]					
2025-05-10	21.3	50	5200	21.0	Permittivity	36.00	36.50	1.39	±5
					Conductivity	4.66	4.67	0.21	±5
2025-05-10	21.3	50	5240	20.9	Permittivity	35.96	36.66	1.95	±5
					Conductivity	4.70	4.72	0.38	±5

WIFI 5G U-NII-1_MIMO_ANT_6+ WIFI 5G U-NII-2A_ANT6+ANT4									
Date	Ambient		Simulating Liquid		Parameters	Target	Measured	Deviation %	Limited %
	Temp. [°C]	Humidity %	Frequency(MHz)	Temp. [°C]					
2025-05-14	21.5	42	5200	21.2	Permittivity	36.00	36.13	0.36	±5
					Conductivity	4.66	4.68	0.43	±5
2025-05-14	21.6	42	5240	21.4	Permittivity	35.96	36.24	0.78	±5
					Conductivity	4.70	4.68	-0.47	±5
2025-05-14	21.6	43	5260	21.3	Permittivity	35.94	36.28	0.95	±5
					Conductivity	4.72	4.68	-0.91	±5
2025-05-14	21.6	43	5300	21.3	Permittivity	35.60	35.98	1.07	±5
					Conductivity	4.76	4.78	0.42	±5

WIFI 5G U-NII-2A_MIMO_ANT_4+MIMO_ANT_6									
Date	Ambient		Simulating Liquid		Parameters	Target	Measured	Deviation %	Limited %
	Temp. [°C]	Humidity %	Frequency(MHz)	Temp. [°C]					
2025-05-15	22.4	46	5260	22.1	Permittivity	35.94	36.14	0.56	±5
					Conductivity	4.72	4.70	-0.42	±5
2025-05-15	22.5	46	5300	22.2	Permittivity	35.90	37.32	3.96	±5
					Conductivity	4.76	4.81	1.05	±5

WIFI 5G U-NII-2C_ANT4+ANT6									
Date	Ambient		Simulating Liquid		Parameters	Target	Measured	Deviation %	Limited %
	Temp. [°C]	Humidity %	Frequency(MHz)	Temp. [°C]					
2025-05-16	20.3	54	5580	20.0	Permittivity	35.58	36.90	3.72	±5
					Conductivity	5.04	5.07	0.51	±5
2025-05-16	20.3	54	5600	19.9	Permittivity	35.55	35.97	1.18	±5
					Conductivity	5.07	5.02	-0.89	±5

WIFI 5G U-NII-2C_MIMO_ANT4+_MIMOANT6									
Date	Ambient		Simulating Liquid		Parameters	Target	Measured	Deviation %	Limited %
	Temp. [°C]	Humidity %	Frequency(MHz)	Temp. [°C]					
2025-05-17	22.3	51	5600	22.0	Permittivity	35.55	36.04	1.38	±5
					Conductivity	5.07	5.10	0.69	±5
2025-05-17	22.4	51	5700	22.1	Permittivity	35.43	35.95	1.48	±5
					Conductivity	5.17	5.16	-0.15	±5

WIFI 5G U-NII-3ANT4+ANT6									
Date	Ambient		Simulating Liquid		Parameters	Target	Measured	Deviation %	Limited %
	Temp. [°C]	Humidity %	Frequency(MHz)	Temp. [°C]					
2025-05-18	21.7	54	5785	21.4	Permittivity	35.32	35.66	0.98	±5
					Conductivity	5.25	5.22	-0.65	±5
2025-05-18	21.7	54	5800	21.4	Permittivity	35.30	36.45	3.26	±5
					Conductivity	5.27	5.29	0.38	±5

WIFI 5G U-NII-3_MIMO_ANT4+_MIMOANT6									
Date	Ambient		Simulating Liquid		Parameters	Target	Measured	Deviation %	Limited %
	Temp. [°C]	Humidity %	Frequency(MHz)	Temp. [°C]					
2025-05-19	22.4	54	5745	22.1	Permittivity	35.36	35.98	1.77	±5
					Conductivity	5.21	5.16	-1.00	±5
2025-05-19	22.5	54	5800	22.3	Permittivity	35.30	36.05	2.12	±5
					Conductivity	5.27	5.27	0.00	±5

5. SAR System Validation

5.1 Validation System

Each MVG system is equipped with one or more system validation kits. These units, together with the predefined measurement procedures within the MVG software, enable the user to conduct the system performance check and system validation. System kit includes a dipole, and dipole device holder.

The system check verifies that the system operates within its specifications. It's performed daily or before every SAR measurement. The system check uses normal SAR measurement in the flat section of the phantom with a matched dipole at a specified distance. The system validation setup is shown as below.

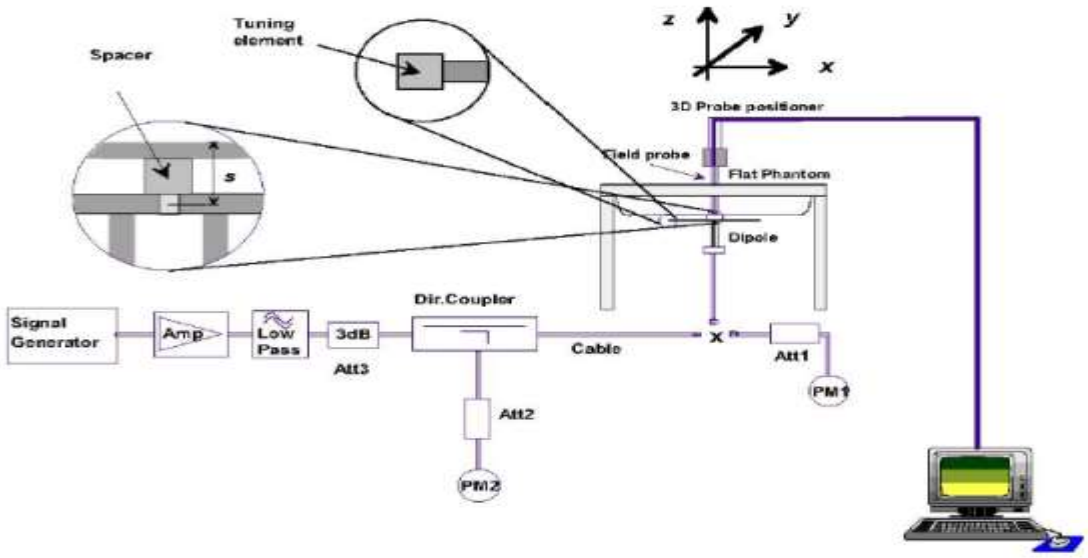

5.2 Validation Result

Comparing to the original SAR value provided by MVG, the validation data should be within its specification of 10 %.

Date	Freq.	Power	Tested Value	Normalized SAR	Target SAR	Tolerance	Limit
	(MHz)	(mW)	(W/Kg)	(W/kg)	1g(W/kg)	(%)	(%)
2025-04-15	750	100	0.899	8.99	8.49	5.89	10
2025-04-12	835	100	0.992	9.92	9.63	3.01	10
2025-05-11	835	100	1.001	10.01	9.63	3.95	10
2025-05-12	835	100	0.968	9.68	9.63	0.52	10
2025-05-13	835	100	0.956	9.56	9.63	-0.73	10
2025-05-02	835	100	0.982	9.82	9.63	1.97	10
2025-04-20	1800	100	3.845	38.45	38.40	0.13	10
2025-04-23	1800	100	3.717	37.17	38.40	-3.20	10
2025-04-26	1800	100	3.971	39.71	38.40	3.41	10
2025-04-22	1900	100	3.982	39.82	39.84	-0.05	10
2025-04-24	1900	100	4.177	41.77	39.84	4.84	10
2025-04-25	1900	100	4.034	40.34	39.84	1.26	10
2025-04-27	2450	100	5.598	55.98	54.70	2.34	10
2025-04-28	2450	100	5.543	55.43	54.70	1.33	10
2025-04-29	2600	100	5.585	55.85	56.19	-0.61	10
2025-05-03	2600	100	5.428	54.28	56.19	-3.40	10
2025-05-04	2600	100	5.701	57.01	56.19	1.46	10
2025-05-05	2600	100	5.336	53.36	56.19	-5.04	10
2025-05-06	2600	100	5.770	57.70	56.19	2.69	10
2025-05-07	2600	100	5.564	55.64	56.19	-0.98	10
2025-05-08	3500	100	6.994	69.94	68.37	2.30	10
2025-05-09	3500	100	6.848	68.48	68.37	0.16	10
2025-05-10	5200	100	16.220	162.20	163.88	-1.03	10
2025-05-14	5200	100	16.319	163.19	163.88	-0.42	10
2025-05-14	5300	100	17.527	175.27	172.23	1.77	10
2025-05-15	5300	100	16.770	167.70	172.23	-2.63	10
2025-05-16	5600	100	18.195	181.95	181.28	0.37	10
2025-05-17	5600	100	17.790	177.90	181.28	-1.86	10
2025-05-18	5800	100	18.189	181.89	188.95	-3.74	10
2025-05-19	5800	100	19.568	195.68	188.95	3.56	10

Note:

1. The tolerance limit of System validation ±10%.
2. The dipole input power (forward power) was 100 mW.
3. The results are normalized to 1 W input power.

6. SAR Evaluation Procedures

The procedure for assessing the average SAR value consists of the following steps:
The following steps are used for each test position

- Establish a call with the maximum output power with a base station simulator. The connection between the mobile and the base station simulator is established via air interface
- Measurement of the local E-field value at a fixed location. This value serves as a reference value for calculating a possible power drift.
- Measurement of the SAR distribution with a grid of 8 to 16mm * 8 to16 mm and a constant distance to the inner surface of the phantom. Since the sensors cannot directly measure at the inner phantom surface, the values between the sensors and the inner phantom surface are extrapolated. With these values the area of the maximum SAR is calculated by an interpolation scheme.
- Around this point, a cube of 30 * 30 * 30 mm or 32 * 32 * 32 mm is assessed by measuring 5 or 8 * 5 or 8*4 or 5 mm. With these data, the peak spatial-average SAR value can be calculated.

➢ Area Scan& Zoom Scan

First Area Scan is used to locate the approximate location(s) of the local peak SAR value(s). The measurement grid within an Area Scan is defined by the grid extent, grid step size and grid offset. Next, in order to determine the EM field distribution in a three-dimensional spatial extension, Zoom Scan is required. The Zoom Scan is performed around the highest E-field value to determine the averaged SAR-distribution over 10 g. Area scan and zoom scan resolution setting follows KDB 865664 D01 quoted below.

When the 1-g SAR of the highest peak is within 2 dB of the SAR limit, additional zoom scans are required for other peaks within 2 dB of the highest peak that have not been included in any zoom scan to ensure there is no increase in SAR.

7. EUT Antenna Location Sketch

It is a Smart phone, support GSM/WCDMA/LTE/NR/WLAN/BT mode.

Device for Open

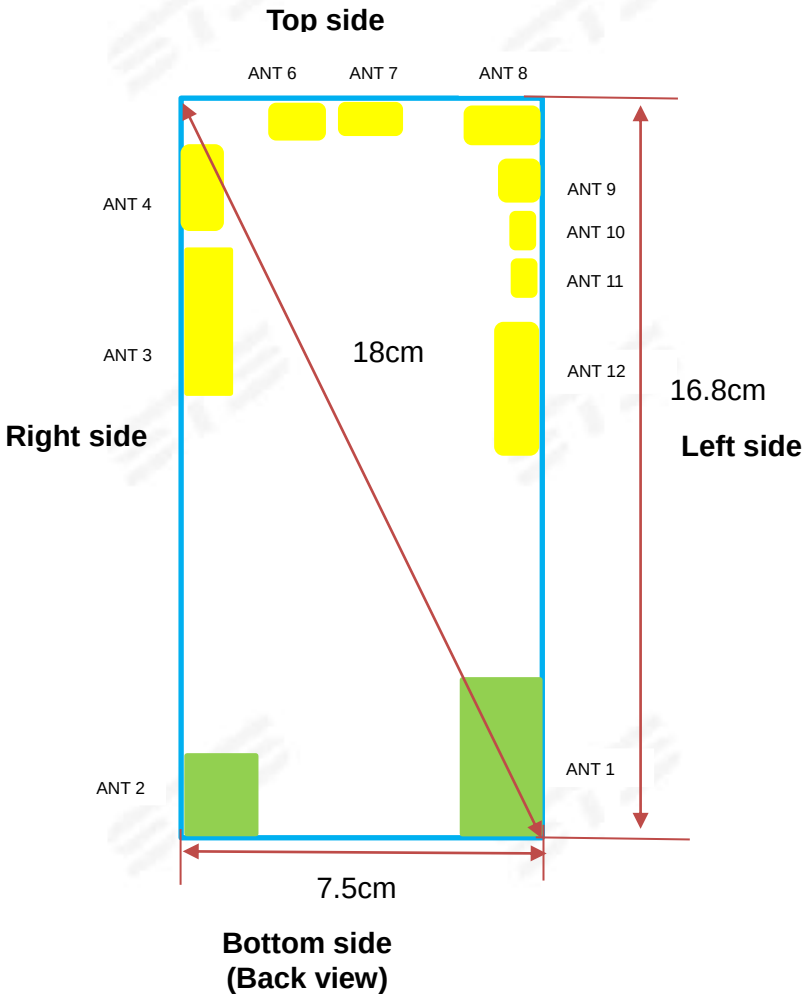

ANT	Support Band
ANT-1	WCDMA 5/LTE B5/LTE B12/LTE B17/LTE B26/LTE B41/N5/N26/N41
ANT-2	N77/N78
ANT-3	WCDMA 5/LTE B5/LTE B12/LTE B17/LTE B26/LTE B41/N5/N26
ANT-4	WIFI 2.4G/WIFI 5G U-NII-1/WIFI 5G U-NII-2A/WIFI 5G U-NII-2C/WIFI 5G U-NII-3/Bluetooth
ANT-6	WIFI 5G U-NII-1/WIFI 5G U-NII-2A/WIFI 5G U-NII-2C/WIFI 5G U-NII-3
ANT-7	WIFI 2.4G/Bluetooth
ANT-8	GSM 850/PCS 1900/WCDMA 2/WCDMA 4/LTE B2/LTE B4/LTE B7/LTE B25/LTE B41/LTE B66/N2/N7/N25/N41/N66
ANT-9	LTE B41/N41/N77/N78
ANT-10	N77/N78
ANT-11	GSM 850/PCS 1900/WCDMA 2/WCDMA 4/LTE B2/LTE B4/LTE B7/LTE B25/LTE B41/LTE B66/N2/N7/N25/N41/N66
ANT-12	N77/N78

Device Edges/Sides for Open Configuration SAR Testing						
Antenna Separation Distance(cm)						
ANT	Back Side	Front Side	Left Side	Right Side	Top Side	Bottom Side
ANT-1	≤0.5	≤0.5	2.8	4.7	12.5	4.5
ANT-2	≤0.5	≤0.5	4.8	2.8	15.2	1.7
ANT-3	≤0.5	≤0.5	6.7	1.0	3.0	11.6
ANT-4	≤0.5	≤0.5	7.0	0.5	2.0	15.2
ANT-6	≤0.5	≤0.5	4.8	2.2	0.5	16.0
ANT-7	≤0.5	≤0.5	2.2	2.1	0.5	16.2
ANT-8	≤0.5	≤0.5	≤0.5	5.4	1.1	15.9
ANT-9	≤0.5	≤0.5	≤0.5	7.2	0.9	15.2
ANT-10	≤0.5	≤0.5	≤0.5	7.2	3.3	13.6
ANT-11	≤0.5	≤0.5	≤0.5	7.2	3.8	13.2
ANT-12	≤0.5	≤0.5	0.7	7.0	4.4	10.8

Device Edges/Sides for Open Configuration SAR Testing						
ANT	Back Side	Front Side	Left Side	Right Side	Top Side	Bottom Side
ANT-1	Yes	Yes	No	No	No	No
ANT-2	Yes	Yes	No	No	No	Yes
ANT-3	Yes	Yes	No	Yes	No	No
ANT-4	Yes	Yes	No	Yes	Yes	No
ANT-6	Yes	Yes	No	Yes	Yes	No
ANT-7	Yes	Yes	Yes	Yes	Yes	No
ANT-8	Yes	Yes	Yes	No	Yes	No
ANT-9	Yes	Yes	Yes	No	Yes	No
ANT-10	Yes	Yes	Yes	No	No	No
ANT-11	Yes	Yes	Yes	No	No	No
ANT-12	Yes	Yes	Yes	No	No	No

Note 1: The antenna information refer the manufacturer provide report, applicable only to the tested sample identified in the report.

Note 2: Particular DUT edges were not required to be evaluated for wireless router SAR or phablet SAR if the edges were greater than 2.5 cm from the transmitting antenna according to FCC KDB Publication 941225 D06v02r01 Section III and FCC KDB Publication 648474 D04v01r03.

Folding state

Top side

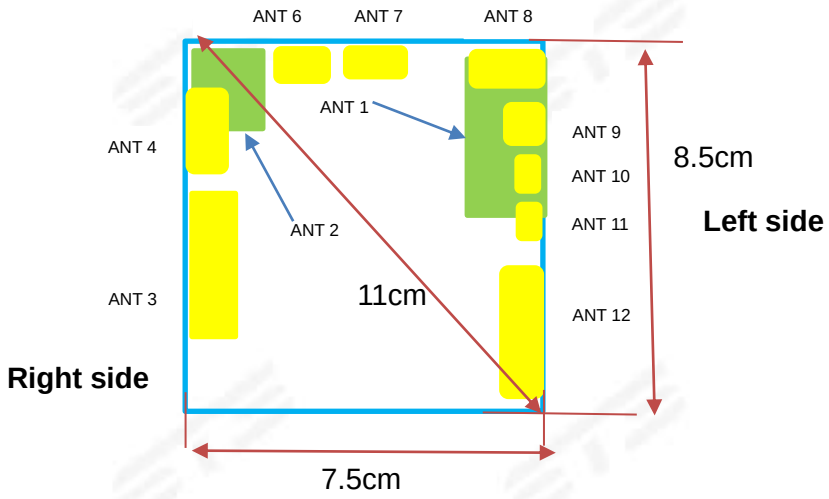

Bottom side
(Back view)

Device Edges/Sides Folding state Configuration SAR Testing						
Antenna Separation Distance(cm)						
ANT	Back Side	Front Side	Left Side	Right Side	Top Side	Bottom Side
ANT-1	≤0.5	≤0.5	2.8	4.7	4.0	4.5
ANT-2	≤0.5	≤0.5	4.8	2.8	6.7	1.7
ANT-3	≤0.5	≤0.5	6.7	1.0	3.2	3.0
ANT-4	≤0.5	≤0.5	7.1	≤0.5	6.4	2.0
ANT-6	≤0.5	≤0.5	4.8	2.2	8.2	≤0.5
ANT-7	≤0.5	≤0.5	4.2	2.1	8.2	≤0.5
ANT-8	≤0.5	≤0.5	2.2	5.4	6.8	1.1
ANT-9	≤0.5	≤0.5	≤0.5	7.2	6.4	1.1
ANT-10	≤0.5	≤0.5	≤0.5	7.2	4.8	3.3
ANT-11	≤0.5	≤0.5	≤0.5	4.2	4.4	3.8
ANT-12	≤0.5	≤0.5	≤0.5	7.0	2.4	4.4

Device Edges/Sides Folding state Configuration SAR Testing						
ANT	Back Side	Front Side	Left Side	Right Side	Top Side	Bottom Side
ANT-1	Yes	Yes	No	No	No	No
ANT-2	Yes	Yes	No	No	No	Yes
ANT-3	Yes	Yes	No	Yes	No	No
ANT-4	Yes	Yes	No	Yes	No	Yes
ANT-6	Yes	Yes	No	Yes	No	Yes
ANT-7	Yes	Yes	No	Yes	No	Yes
ANT-8	Yes	Yes	Yes	No	No	Yes
ANT-9	Yes	Yes	Yes	No	No	Yes
ANT-10	Yes	Yes	Yes	No	No	No
ANT-11	Yes	Yes	Yes	No	No	No
ANT-12	Yes	Yes	Yes	No	Yes	No

Note：

1. maximum power is the source-based time-average power and represents the maximum RF output power among production units.
2. Per KDB 447498 D04, for larger devices, the test separation distance of adjacent edge configuration is determined by the closest separation between the antenna and the user.
3. Per KDB 447498 D04, if the maximum time-averaged power available does not exceed 1 mW. This stand-alone SAR exemption test.
4. Per KDB 248227 D01, choose the highest output power channel to test SAR and determine further SAR exclusion 8.for each frequency band ,testing at higher data rates and higher order modulations is not required when the maximum average output power for each of each of these configurations is less than 1/4db higher than those measured at the lower data rate than 11b mode ,thus the SAR can be excluded.
5. Per KDB 616217 D04, SAR evaluation for the front surface of tablet display screens are generally not necessary.
6. Per KDB 248227, as maximum rated power for U-NII-2A＞U-NII-1, U-NII-2A was chosen for SAR evaluation. Based on the measurements obtained, SAR measurements on U-NII-1 are not required as highest reported SAR from U-NII-2A band is≤1.2W/Kg.

8. EUT Test Position

This EUT was tested in Right Cheek, Right Titled, Left Cheek, Left Titled, Front Face and Rear Face.

8.1 Define Two Imaginary Lines on the Handset

(1)The vertical centerline passes through two points on the front side of the handset the midpoint of the width wt of the handset at the level of the acoustic output, and the midpoint of the width wb of the handset.
(2)The horizontal line is perpendicular to the vertical centerline and passes through the center of the acoustic output. The horizontal line is also tangential to the face of the handset at point A.
(3)The two lines intersect at point A. Note that for many handsets, point A coincides with the center of the acoustic output; however, the acoustic output may be located elsewhere on the horizontal line. Also note that the vertical centerline is not necessarily to the front face of the handset, especially for clamshell handsets, handsets with flip covers, and other irregularly shaped handsets.

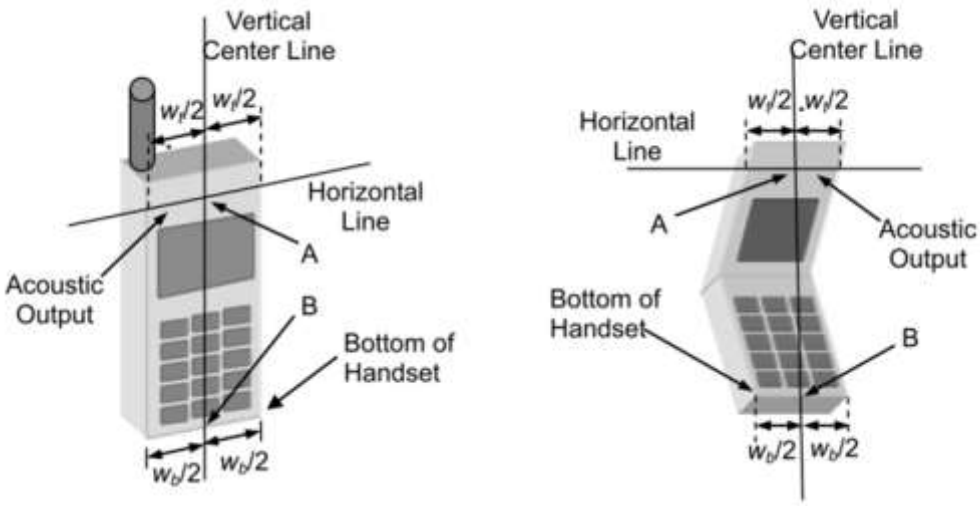

Cheek Position
1) To position the device with the vertical center line of the body of the device and the horizontal line crossing the center piece in a plane parallel to the sagittal plane of the phantom. While maintaining the device in this plane, align the vertical center line with the reference plane containing the ear and mouth reference point (M: Mouth, RE: Right Ear, and LE: Left Ear) and align the center of the ear piece with the line RE-LE.
2) To move the device towards the phantom with the ear piece aligned with the line LE-RE until the phone touched the ear. While maintaining the device in the reference plane and maintaining the phone contact with ear, move the bottom of the phone until any point on the front side is in contact with the cheek of the phantom or until contact with the ear is lost

Title Position

(1)To position the device in the “cheek” position described above.

(2) While maintaining the device in the reference plane described above and pivoting against the ear, moves it outward away from the mouth by an angle of 15 degrees or until with the ear is lost.

Body-worn Position Conditions:

Body-worn accessory exposure is typically related to voice mode operations when handsets are carried in body-worn accessories. The body-worn accessory procedures in KDB Publication 447498 D04 should be used to test for body-worn accessory SAR compliance, without a headset connected to it. When the same wireless transmission configuration is used for testing body-worn accessory and hotspot mode SAR, respectively, in voice and data mode, SAR results for the most conservative *test separation distance* configuration may be used to support both SAR conditions. When the *reported* SAR for a body-worn accessory, measured without a headset connected to the handset, is > 1.2 W/kg, the highest *reported* SAR configuration for that wireless mode and frequency band should be repeated for the body-worn accessory with a headset attached to the handset.

8.2 Hotspot mode exposure position condition

For handsets that support hotspot mode operations, with wireless router capabilities and various web browsing function, the relevant hand and body exposure condition are tested according to the hotspot SAR procedures in KDB 941225. A test separation distance of 10 mm is required between the phantom and all surface and edges with a transmitting antenna located within 25 mm form that surface or edge. When form factor of a handset is smaller than 9cm x 5cm, a test separation distance of 5mm (instead of 10mm) is required for testing hotspot mode. When the separate distance required for body-worn accessory testing is larger than or equal to that tested for hotspot mode, in the same wireless mode and for the same surface of the phone, the hotspot mode SAR data may be used to support body-worn accessory SAR compliance for that particular configuration (surface).

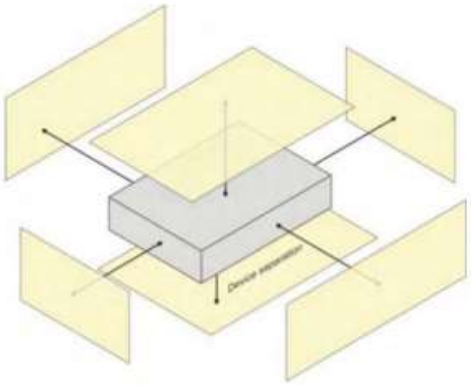

9. Uncertainty

9.1 Measurement Uncertainty

The following measurement uncertainty levels have been estimated for tests performed on the EUT as specified in IEEE 1528: 2013.This uncertainty represents an expanded uncertainty expressed at approximately the 95% confidence level using a coverage factor of k=2.

SATIMO Uncertainty- SN 08/21 EPGO352									
Measurement uncertainty for DUT averaged over 1 gram / 10 gram.									
Uncertainty Component	Sec.	Tol (+- %)	Prob. Dist.	Div.	Ci (1g)	Ci (10g)	1g Ui (+-%)	10g Ui (+-%)	vi
Measurement System									
Probe calibration	E.2.1	5.72	N	1.00	1.00	1.00	5.72	5.72	∞
Axial Isotropy	E.2.2	0.18	R	1.73	0.71	0.71	0.07	0.07	∞
Hemispherical Isotropy	E.2.2	1.04	R	1.73	0.71	0.71	0.42	0.42	∞
Boundary effect	E.2.3	0.80	R	1.73	1.00	1.00	0.46	0.46	∞
Linearity	E.2.4	1.25	R	1.73	1.00	1.00	0.72	0.72	∞
System detection limits	E.2.4	1.20	R	1.73	1.00	1.00	0.69	0.69	∞
Modulation response	E2.5	3.42	R	1.73	1.00	1.00	1.97	1.97	∞
Readout Electronics	E.2.6	0.26	N	1.00	1.00	1.00	0.26	0.26	∞
Response Time	E.2.7	0.17	R	1.73	1.00	1.00	0.10	0.10	∞
Integration Time	E.2.8	1.43	R	1.73	1.00	1.00	0.83	0.83	∞
RF ambient conditions-Noise	E.6.1	3.51	R	1.73	1.00	1.00	2.03	2.03	∞
RF ambient conditions-reflections	E.6.1	3.15	R	1.73	1.00	1.00	1.82	1.82	∞
Probe positioner mechanical tolerance	E.6.2	1.20	R	1.73	1.00	1.00	0.69	0.69	∞
Probe positioning with respect to phantom shell	E.6.3	1.40	R	1.73	1.00	1.00	0.81	0.81	∞
Extrapolation, interpolation, and integrations algorithms for max. SAR evaluation	E.5	2.10	R	1.73	1.00	1.00	1.21	1.21	∞
Test sample Related									
Test sample positioning	E.4.2	3.10	N	1.00	1.00	1.00	3.10	3.10	∞
Device holder uncertainty	E.4.1	3.80	N	1.00	1.00	1.00	3.80	3.80	∞
Output power variation—SAR drift measurement	E.2.9	4.50	R	1.73	1.00	1.00	2.60	2.60	∞
SAR scaling	E.6.5	1.80	R	1.73	1.00	1.00	1.04	1.04	∞
Phantom and tissue parameters									
Phantom shell uncertainty—shape, thickness, and permittivity	E.3.1	3.70	R	1.73	1.00	1.00	2.14	2.14	∞
Uncertainty in SAR correction for deviations in permittivity and conductivity	E.3.2	1.90	N	1.00	1.00	0.84	1.90	1.60	∞
Liquid conductivity measurement	E.3.3	2.40	R	1.73	0.78	0.71	1.08	0.98	M
Liquid permittivity measurement	E.3.3	4.10	N	1.00	0.78	0.71	3.20	2.91	M
Liquid conductivity—temperature uncertainty	E.3.4	2.70	R	1.73	0.23	0.26	0.36	0.41	∞
Liquid permittivity—temperature uncertainty	E.3.4	4.80	N	1.00	0.23	0.26	1.10	1.25	∞
Combined Standard Uncertainty			RSS				10.08	9.59	
Expanded Uncertainty (95% Confidence interval)			K=2				19.58	19.18	

SATIMO Uncertainty- SN 08/21 EPGO352									
System Validation uncertainty for DUT averaged over 1 gram / 10 gram.									
Uncertainty Component	Sec.	Tol (+- %)	Prob. Dist.	Div.	Ci (1g)	Ci (10g)	1g Ui (+-%)	10g Ui (+-%)	vi
Measurement System									
Probe calibration	E.2.1	5.72	N	1.00	1.00	1.00	5.72	5.72	∞
Axial Isotropy	E.2.2	0.18	R	1.73	1.00	1.00	0.10	0.10	∞
Hemispherical Isotropy	E.2.2	1.04	R	1.73	0.00	0.00	0.00	0.00	∞
Boundary effect	E.2.3	0.80	R	1.73	1.00	1.00	0.46	0.46	∞
Linearity	E.2.4	1.25	R	1.73	1.00	1.00	0.72	0.72	∞
System detection limits	E.2.4	1.20	R	1.73	1.00	1.00	0.69	0.69	∞
Modulation response	E2.5	3.42	R	1.73	0.00	0.00	0.00	0.00	∞
Readout Electronics	E.2.6	0.26	N	1.00	1.00	1.00	0.26	0.26	∞
Response Time	E.2.7	0.17	R	1.73	0.00	0.00	0.00	0.00	∞
Integration Time	E.2.8	1.43	R	1.73	0.00	0.00	0.00	0.00	∞
RF ambient conditions-Noise	E.6.1	3.51	R	1.73	1.00	1.00	2.03	2.03	∞
RF ambient conditions-reflections	E.6.1	3.15	R	1.73	1.00	1.00	1.82	1.82	∞
Probe positioner mechanical tolerance	E.6.2	1.20	R	1.73	1.00	1.00	0.69	0.69	∞
Probe positioning with respect to phantom shell	E.6.3	1.40	R	1.73	1.00	1.00	0.81	0.81	∞
Extrapolation, interpolation, and integrations algorithms for max. SAR evaluation	E.5	2.10	R	1.73	1.00	1.00	1.21	1.21	∞
System validation source									
Deviation of experimental dipole from numerical dipole	E.6.4	4.80	N	1.00	1.00	1.00	4.80	4.80	∞
Input power and SAR drift measurement	8,6.6.4	5.10	R	1.73	1.00	1.00	2.94	2.94	∞
Dipole axis to liquid distance	8,E.6.6	2.40	R	1.73	1.00	1.00	1.39	1.39	∞
Phantom and set-up									
Phantom shell uncertainty—shape, thickness, and permittivity	E.3.1	3.70	R	1.73	1.00	1.00	2.14	2.14	∞
Uncertainty in SAR correction for deviations in permittivity and conductivity	E.3.2	1.90	N	1.00	1.00	0.84	1.90	1.60	∞
Liquid conductivity (temperature uncertainty)	E.3.3	2.40	R	1.73	0.78	0.71	1.08	0.98	∞
Liquid conductivity(measured)	E.3.3	4.10	N	1.00	0.78	0.71	3.20	2.91	M
Liquid permittivity(temperature uncertainty)	E.3.4	2.70	R	1.73	0.23	0.26	0.36	0.41	∞
Liquid permittivity (measured)	E.3.4	4.80	N	1.00	0.23	0.26	1.10	1.25	M
Combined Standard Uncertainty			RSS				9.72	9.52	
Expanded Uncertainty (95% Confidence interval)			K=2				19.44	19.03	

SATIMO Uncertainty- SN 08/21 EPGO352									
◦ System Check uncertainty for DUT averaged over 1 gram / 10 gram.									
Uncertainty Component	Sec.	Tol	Prob. Dist.	Div.	Ci (1g)	Ci (10g)	1g Ui (+-%)	10g Ui (+-%)	vi
		(+- %)							
Measurement System									
Probe calibration drift	E.2.1.3	5.72	N	1.00	1.00	1.00	5.72	5.72	∞
Axial Isotropy	E.2.2	0.18	R	1.73	0.00	0.00	0.00	0.00	∞
Hemispherical Isotropy	E.2.2	1.04	R	1.73	0.00	0.00	0.00	0.00	∞
Boundary effect	E.2.3	0.8	R	1.73	0.00	0.00	0.00	0.00	∞
Linearity	E.2.4	1.25	R	1.73	0.00	0.00	0.00	0.00	∞
System detection limits	E.2.4	1.20	R	1.73	0.00	0.00	0.00	0.00	∞
Modulation response	E2.5	3.42	R	1.73	0.00	0.00	0.00	0.00	∞
Readout Electronics	E.2.6	0.26	N	1.00	0.00	0.00	0.00	0.00	∞
Response Time	E.2.7	0.17	R	1.73	0.00	0.00	0.00	0.00	∞
Integration Time	E.2.8	1.43	R	1.73	0.00	0.00	0.00	0.00	∞
RF ambient conditions-Noise	E.6.1	3.51	R	1.73	0.00	0.00	0.00	0.00	∞
RF ambient conditions-reflections	E.6.1	3.15	R	1.73	0.00	0.00	0.00	0.00	∞
Probe positioner mechanical tolerance	E.6.2	1.2	R	1.73	1.00	1.00	0.69	0.69	∞
Probe positioning with respect to phantom shell	E.6.3	1.4	R	1.73	1.00	1.00	0.81	0.81	∞
Extrapolation, interpolation, and integrations algorithms for max. SAR evaluation	E.5	3.9	R	1.73	0.00	0.00	0.00	0.00	∞
System check source (dipole)									
Deviation of experimental dipoles	E.6.4	4.8	N	1.00	1.00	1.00	4.80	4.80	∞
Input power and SAR drift measurement	8,6.6.4	5.1	R	1.73	1.00	1.00	2.94	2.94	∞
Dipole axis to liquid distance	8,E.6.6	2.4	R	1.73	1.00	1.00	1.39	1.39	∞
Phantom and tissue parameters									
Phantom shell uncertainty—shape, thickness, and permittivity	E.3.1	3.7	R	1.73	1.00	1.00	2.14	2.14	∞
Uncertainty in SAR correction for deviations in permittivity and conductivity	E.3.2	1.9	N	1.00	1.00	0.84	1.90	1.60	∞
Liquid conductivity measurement	E.3.3	2.4	R	1.73	0.78	0.71	1.08	0.98	∞
Liquid permittivity measurement	E.3.3	4.1	N	1.00	0.78	0.71	3.20	2.91	M
Liquid conductivity—temperature uncertainty	E.3.4	2.7	R	1.73	0.23	0.26	0.36	0.41	∞
Liquid permittivity—temperature uncertainty	E.3.4	4.8	N	1.00	0.23	0.26	1.10	1.25	M
Combined Standard Uncertainty			RSS				5.56	5.20	
Expanded Uncertainty (95% Confidence interval)			K=2				11.12	10.41	

10. Conducted Power Measurement

10.1 Test Result

Burst Average Power (dBm)						
Antenna	ANT_11					
Band	GSM 850			PCS 1900		
Channel	128	190	251	512	661	810
Frequency (MHz)	824.2	836.6	848.8	1850.2	1880	1909.8
GSM(GMSK, 1-Slot)	32.27	32.40	32.60	29.75	30.04	29.88
GPRS (GMSK,1-Slot)	32.24	32.33	32.53	29.69	29.98	29.86
GPRS (GMSK, 2-Slot)	30.91	31.11	31.25	27.69	27.86	27.75
GPRS (GMSK, 3-Slot)	28.96	29.20	29.24	25.48	25.69	25.41
GPRS (GMSK, 4-Slot)	27.63	27.86	27.95	24.11	24.27	24.13
EGPRS(8PSK, 1-Slot)	26.93	26.81	26.88	24.59	24.73	24.50
EGPRS(8PSK, 2-Slot)	24.64	24.91	25.06	23.71	23.84	23.64
EGPRS(8PSK, 3-Slot)	22.85	22.99	23.06	22.03	21.92	21.92
EGPRS(8PSK, 4-Slot)	21.59	21.43	21.60	20.49	20.65	20.50
Remark: GPRS, CS4 coding scheme. EGPRS, MCS5 coding scheme. Multi-Slot Class 8, Support Max 4 downlink, 1 uplink, 5 working link Multi-Slot Class 10, Support Max 4 downlink, 2 uplink, 5 working link Multi-Slot Class 12, Support Max 4 downlink, 4 uplink, 5 working link						

Fram- RF Output Power (dBm)						
Antenna	ANT_11					
Band	GSM 850			PCS 1900		
Channel	128	190	251	512	661	810
Frequency (MHz)	824.2	836.6	848.8	1850.2	1880	1909.8
GSM(GMSK, 1-Slot)	23.24	23.37	23.57	20.72	21.01	20.85
GPRS (GMSK,1-Slot)	23.21	23.30	23.50	20.66	20.95	20.83
GPRS (GMSK, 2-Slot)	24.89	25.09	25.23	21.67	21.84	21.73
GPRS (GMSK, 3-Slot)	24.70	24.94	24.98	21.22	21.43	21.15
GPRS (GMSK, 4-Slot)	24.62	24.85	24.94	21.10	21.26	21.12
EGPRS(8PSK, 1-Slot)	17.90	17.78	17.85	15.56	15.70	15.47
EGPRS(8PSK, 2-Slot)	18.62	18.89	19.04	17.69	17.82	17.62
EGPRS(8PSK, 3-Slot)	18.59	18.73	18.80	17.77	17.66	17.66
EGPRS(8PSK, 4-Slot)	18.58	18.42	18.59	17.48	17.64	17.49
Remark : 1. SAR testing was performed on the maximum frame-averaged power mode. 2. The frame-averaged power is linearly proportion to the slot number configured and it is linearly scaled the maximum Burst - averaged power based on time slots. The calculated method is shown as below: Frame-averaged power = Burst averaged power (1 TX Slot) – 9.03 dB Frame-averaged power = Burst averaged power (2 TX Slots) – 6.02 dB Frame-averaged power = Burst averaged power (3 TX Slots) - 4.26 dB Frame-averaged power = Burst averaged power (4 TX Slots) – 3.01 dB						

Burst Average Power (dBm)						
Antenna	ANT_8					
Band	GSM 850			PCS 1900		
Channel	128	190	251	512	661	810
Frequency (MHz)	824.2	836.6	848.8	1850.2	1880	1909.8
GSM(GMSK, 1-Slot)	31.88	31.91	32.09	28.63	29.17	28.83
GPRS (GMSK,1-Slot)	31.79	31.84	32.01	28.65	28.97	28.55
GPRS (GMSK, 2-Slot)	30.48	30.57	30.65	26.69	26.96	26.75
GPRS (GMSK, 3-Slot)	28.38	28.54	28.62	24.81	24.91	24.75
GPRS (GMSK, 4-Slot)	27.02	27.15	27.19	23.17	23.39	23.12
EGPRS(8PSK, 1-Slot)	26.49	26.37	26.19	23.53	23.71	23.60
EGPRS(8PSK, 2-Slot)	24.26	24.33	24.58	22.66	22.81	22.54
EGPRS(8PSK, 3-Slot)	22.30	22.49	22.72	20.78	20.86	20.72
EGPRS(8PSK, 4-Slot)	20.95	21.04	21.17	19.05	19.14	18.89
Remark: GPRS, CS4 coding scheme. EGPRS, MCS5 coding scheme. Multi-Slot Class 8, Support Max 4 downlink, 1 uplink, 5 working link Multi-Slot Class 10, Support Max 4 downlink, 2 uplink, 5 working link Multi-Slot Class 12, Support Max 4 downlink, 4 uplink, 5 working link						

Fram- RF Output Power (dBm)						
Antenna	ANT_8					
Band	GSM 850			PCS 1900		
Channel	128	190	251	512	661	810
Frequency (MHz)	824.2	836.6	848.8	1850.2	1880	1909.8
GSM(GMSK, 1-Slot)	22.85	22.88	23.06	19.60	20.14	19.80
GPRS (GMSK,1-Slot)	22.76	22.81	22.98	19.62	19.94	19.52
GPRS (GMSK, 2-Slot)	24.46	24.55	24.63	20.67	20.94	20.73
GPRS (GMSK, 3-Slot)	24.12	24.28	24.36	20.55	20.65	20.49
GPRS (GMSK, 4-Slot)	24.01	24.14	24.18	20.16	20.38	20.11
EGPRS(8PSK, 1-Slot)	17.46	17.34	17.16	14.50	14.68	14.57
EGPRS(8PSK, 2-Slot)	18.24	18.31	18.56	16.64	16.79	16.52
EGPRS(8PSK, 3-Slot)	18.04	18.23	18.46	16.52	16.60	16.46
EGPRS(8PSK, 4-Slot)	17.94	18.03	18.16	16.04	16.13	15.88
Remark : 1. SAR testing was performed on the maximum frame-averaged power mode. 2. The frame-averaged power is linearly proportion to the slot number configured and it is linearly scaled the maximum Burst - averaged power based on time slots. The calculated method is shown as below: Frame-averaged power = Burst averaged power (1 TX Slot) – 9.03 dB Frame-averaged power = Burst averaged power (2 TX Slots) – 6.02 dB Frame-averaged power = Burst averaged power (3 TX Slots) - 4.26 dB Frame-averaged power = Burst averaged power (4 TX Slots) – 3.01 dB						

WCDMA

Band	WCDMA Band 2				WCDMA Band 4		WCDMA Band 5		
Antenna	ANT_11						ANT_1		
Channel	9262	9400	9538	1312	1412	1513	4132	4183	4233
Frequency (MHz)	1852.4	1880	1907.6	1712.4	1713.4	1752.6	826.4	836.6	846.6
RMC 12.2Kbps	24.44	24.41	24.31	24.54	24.50	24.40	24.48	24.56	24.59
HSDPA Subtest-1	23.45	23.41	23.31	23.57	23.48	23.34	23.51	23.56	23.57
HSDPA Subtest-2	22.94	22.86	22.84	23.07	23.00	22.91	23.04	23.05	23.05
HSDPA Subtest-3	22.96	22.91	22.84	23.06	23.03	22.91	23.02	23.05	23.06
HSDPA Subtest-4	22.97	22.93	22.81	23.03	23.04	22.88	23.01	23.03	23.04
HSUPA Subtest-1	20.66	20.84	20.70	23.51	23.47	23.39	23.47	23.51	23.59
HSUPA Subtest-2	20.67	20.80	20.72	21.49	21.50	21.32	21.46	21.55	21.53
HSUPA Subtest-3	21.62	21.78	21.72	22.63	22.48	22.37	22.48	22.57	22.56
HSUPA Subtest-4	20.15	20.33	20.24	21.50	21.48	21.34	21.51	21.50	21.57
HSUPA Subtest-5	21.62	21.83	21.75	23.53	23.57	23.42	23.50	23.58	23.55

Band	WCDMA Band 2				WCDMA Band 4		WCDMA Band 5		
Antenna	ANT_8						ANT_3		
Channel	9262	9400	9538	1312	1412	1513	4132	4183	4233
Frequency (MHz)	1852.4	1880	1907.6	1712.4	1713.4	1752.6	826.4	836.6	846.6
RMC 12.2Kbps	24.23	24.32	24.21	24.42	24.34	24.18	24.04	24.11	24.07
HSDPA Subtest-1	23.24	23.24	23.19	23.43	23.32	23.12	23.06	23.02	23.09
HSDPA Subtest-2	22.74	22.75	22.72	22.93	22.85	22.66	22.53	22.53	22.59
HSDPA Subtest-3	22.74	22.73	22.71	22.90	22.88	22.65	22.49	22.56	22.58
HSDPA Subtest-4	22.75	22.76	22.66	22.90	22.85	22.72	22.52	22.55	22.57
HSUPA Subtest-1	23.25	23.26	23.17	23.35	23.35	23.06	22.96	23.04	23.08
HSUPA Subtest-2	21.27	21.30	21.24	21.42	21.25	21.14	20.92	20.98	21.02
HSUPA Subtest-3	22.21	22.24	22.24	22.35	22.26	22.15	22.02	22.06	22.09
HSUPA Subtest-4	21.26	21.31	21.18	21.32	21.33	21.15	20.96	21.03	20.96
HSUPA Subtest-5	23.18	23.26	23.19	23.30	23.27	23.12	23.00	23.05	23.08

According to 3GPP 25.101 sub-clause 6.2.2, the maximum output power is allowed to be reduced by following the table.

Table 6.1A: UE maximum output power with HS-DPCCH and E-DCH

UE Transmit Channel Configuration	CM(db)	MPR(db)
For all combinations of ,DPDCH,DPCCH HS-DPDCH,E-DPDCH and E-DPCCH	0≤ CM≤3.5	MAX(CM-1,0)
Note: CM=1 for βc/βd=12/15, βhs/ βc=24/15.For all other combinations of DPDCH, DPCCH, HS-DPCCH, E-DPDCH and E-DPCCH the MPR is based on the relative CM difference.		

The device supports MPR to solve linearity issues (ACLR or SEM) due to the higher peak-to average ratios (PAR) of the HSUPA signal. This prevents saturating the full range of the TX DAC inside of device and provides a reduced power output to the RF transceiver chip according to the Cubic Metric (a function of the combinations of DPDCH, DPCCH, HS-DPCCH, E-DPDCH and E-DPCCH).

When E-DPDCH channels are present the beta gains on those channels are reduced firsts to try to get the power under the allowed limit. If the beta gains are lowered as far as possible, then a hard limiting is applied at the maximum allowed level.

The SW currently recalculates the cubic metric every time the beta gains on the E-DPDCH are reduced. The cubic metric will likely get lower each time this is done .However, there is no reported reduction of maximum output power in the HSUPA mode since the device also provides a compensation for the power back-off by increasing the gain of TX_AGC in the transceiver (PA) device.

The end effect is that the DUT output power is identical to the case where there is no MPR in the device.

LTE Conducted Power

General Note:

1. Anritsu CMW500 base station simulator was used to setup the connection with EUT; the frequency band, channel bandwidth, RB allocation configuration, modulation type are set in the base station simulator to configure EUT transmitting at maximum power and at different configurations which are requested to be reported to FCC, for conducted power measurement and SAR testing.
2. Per KDB 941225 D05, when a properly configured base station simulator is used for the SAR and power measurements, spectrum plots for each RB allocation and offset configuration is not required.
3. Per KDB 941225 D05, start with the largest channel bandwidth and measure SAR for QPSK with 1 RB allocation, using the RB offset and required test channel combination with the highest maximum output power for RB offsets at the upper edge, middle and lower edge of each required test channel.
4. Per KDB 941225 D05, 50% RB allocation for QPSK SAR testing follows 1RB QPSK allocation procedure.
5. Per KDB 941225 D05, For QPSK with 100% RB allocation, SAR is not required when the highest maximum output power for 100 % RB allocation is less than the highest maximum output power in 50% and 1 RB allocations and the highest reported SAR for 1 RB and 50% RB allocation are ≤ 0.8 W/kg. Otherwise, SAR is measured for the highest output power channel; and if the reported SAR is > 1.45 W/kg, the remaining required test channels must also be tested.
6. Per KDB 941225 D05, 16QAM output power for each RB allocation configuration is > not ½ dB higher than the same configuration in QPSK and the reported SAR for the QPSK configuration is ≤ 1.45 W/kg; Per KDB 941225 D05, 16QAM SAR testing is not required.
7. Per KDB 941225 D05, Smaller bandwidth output power for each RB allocation configuration is > not ½ dB higher than the same configuration in the largest supported bandwidth, and the reported SAR for the largest supported bandwidth is ≤ 1.45 W/kg; Per KDB 941225 D05, smaller bandwidth SAR testing is not required.
8. According to April 2015 TCB workshop, SAR test exclusion can be applied for testing overlapping LTE bands as follows:

a) The maximum output power, including tolerance, for the smaller band must be s the larger band to qualify for the SAR test exclusion.

b) The channel bandwidth and other operating parameters for the smaller band must be fully supportedby the larger band.

. LTE Band 2 (1850-1910 MHz) is covered by LTE Band 25(1850-1915 MHz)

.LTE Band 4 (1710-1755 MHz) is covered by LTE Band66 (1710-1780MHz)

.LTE Band 17 (704-716 MHz) is covered by LTE Band 12(699-716MHz)

101, Building B, Zhuoke Science Park, No. 190 Chongqing Road, Zhancheng Shequ, Fuhai Sub-District, Bao'an District, Shenzhen, Guangdong, China
Tel: +86-755 3688 6288 Fax: +86-755 3688 6277 Http://www.stsapp.com E-mail:sts@stsapp.com

LTE Band 2 Maximum Average Power [dBm]						
ANT_11						
BW [MHz]	**RB Size**	**RB Offset**	**Mod**	**Lowest**	**Middle**	**Highest**
1.4	1	0	QPSK	24.70	24.92	24.77
1.4	1	2		24.80	24.89	24.71
1.4	1	5		24.67	24.87	24.75
1.4	3	0		24.76	24.87	24.60
1.4	3	1		24.79	24.81	24.72
1.4	3	2		24.68	24.83	24.80
1.4	6	0		23.75	23.89	23.81
1.4	1	0	16-QAM	23.76	23.85	23.73
1.4	1	2		23.81	23.89	23.89
1.4	1	5		23.56	23.87	23.83
1.4	3	0		22.85	22.92	22.70
1.4	3	1		22.73	22.95	22.74
1.4	3	2		22.71	22.94	22.83
1.4	6	0		22.78	22.91	22.73
3	1	0	QPSK	24.89	24.94	24.81
3	1	7		24.97	25.06	24.95
3	1	14		24.88	25.02	24.83
3	8	0		23.89	23.95	23.93
3	8	4		24.01	23.98	23.92
3	8	7		23.96	24.07	23.92
3	15	0		23.96	23.94	23.81
3	1	0	16-QAM	23.91	23.93	23.90
3	1	7		23.95	23.92	23.92
3	1	14		24.02	23.87	23.93
3	8	0		22.88	22.96	22.90
3	8	4		23.07	22.96	22.95
3	8	7		22.89	23.05	22.95
3	15	0		22.94	22.97	22.94

LTE Band 2 Maximum Average Power [dBm]						
ANT_11						
BW [MHz]	**RB Size**	**RB Offset**	**Mod**	**Lowest**	**Middle**	**Highest**
5	1	0	QPSK	24.96	25.03	24.92
5	1	12		25.07	25.21	25.03
5	1	24		24.96	25.09	24.84
5	12	0		23.95	23.96	23.86
5	12	6		23.97	23.97	23.87
5	12	11		23.98	24.07	23.91
5	25	0		23.94	23.97	23.86
5	1	0	16-QAM	23.81	24.11	23.71
5	1	12		23.89	24.24	23.85
5	1	24		24.00	24.07	23.97
5	12	0		22.87	22.96	22.79
5	12	6		22.91	22.99	22.85
5	12	11		22.95	23.11	22.95
5	25	0		22.89	22.96	22.83
10	1	0	QPSK	24.81	24.92	24.90
10	1	24		24.87	25.21	24.88
10	1	49		24.96	25.03	24.83
10	25	0		23.95	24.02	23.90
10	25	12		24.02	24.06	24.00
10	25	24		24.04	24.07	23.97
10	50	0		23.99	24.03	23.96
10	1	0	16-QAM	24.00	24.14	23.80
10	1	24		24.14	24.01	23.99
10	1	49		24.02	24.02	23.69
10	25	0		22.93	23.02	22.92
10	25	12		23.00	23.01	22.97
10	25	24		23.05	23.09	22.97
10	50	0		23.01	23.09	22.98

LTE Band 2 Maximum Average Power [dBm]						
ANT_11						
BW [MHz]	**RB Size**	**RB Offset**	**Mod**	**Lowest**	**Middle**	**Highest**
15	1	0	QPSK	25.01	25.01	24.99
15	1	37		24.99	25.02	24.94
15	1	74		24.79	25.03	24.86
15	36	0		23.96	23.95	23.88
15	36	18		24.03	24.01	23.89
15	36	39		23.98	23.95	23.88
15	75	0		23.97	23.95	23.84
15	1	0	16-QAM	23.90	23.85	23.68
15	1	38		24.04	24.04	23.85
15	1	75		23.96	24.04	23.96
15	36	0		23.94	23.99	23.85
15	36	18		23.00	23.04	22.89
15	36	39		23.94	23.98	23.82
15	75	0		22.97	22.90	22.92
20	1	0	QPSK	24.86	25.09	24.98
20	1	49		24.96	25.09	25.07
20	1	99		25.14	25.01	24.84
20	50	0		23.93	24.01	23.94
20	50	24		24.06	24.06	24.02
20	50	49		24.03	24.09	23.97
20	100	0		23.94	23.95	24.00
20	1	0	16-QAM	23.92	24.01	23.76
20	1	49		24.00	24.37	23.95
20	1	99		23.98	24.29	23.85
20	50	0		22.94	23.02	22.96
20	50	24		23.01	23.01	23.02
20	50	49		23.06	23.05	22.97
20	100	0		22.95	22.96	23.08

LTE Band 2 Maximum Average Power [dBm]						
ANT_8						
BW [MHz]	**RB Size**	**RB Offset**	**Mod**	**Lowest**	**Middle**	**Highest**
1.4	1	0	QPSK	24.40	24.58	24.39
1.4	1	2		24.31	24.63	24.51
1.4	1	5		24.38	24.38	24.59
1.4	3	0		23.38	23.54	23.48
1.4	3	1		23.26	23.59	23.43
1.4	3	2		23.30	23.52	23.59
1.4	6	0		23.34	23.50	23.53
1.4	1	0	16-QAM	23.44	23.38	23.65
1.4	1	2		23.36	23.52	23.53
1.4	1	5		23.31	23.58	23.66
1.4	3	0		22.46	22.58	22.61
1.4	3	1		22.33	22.69	22.57
1.4	3	2		22.41	22.63	22.66
1.4	6	0		22.42	22.67	22.65
3	1	0	QPSK	24.41	24.66	24.42
3	1	7		24.43	24.67	24.56
3	1	14		24.44	24.62	24.52
3	8	0		23.58	23.61	23.57
3	8	4		23.49	23.67	23.64
3	8	7		23.59	23.73	23.79
3	15	0		23.43	23.63	23.53
3	1	0	16-QAM	23.33	23.44	23.36
3	1	7		23.46	23.64	23.52
3	1	14		23.44	23.53	23.51
3	8	0		22.46	22.60	22.49
3	8	4		22.63	22.62	22.58
3	8	7		22.62	22.59	22.62
3	15	0		22.48	22.58	22.60

LTE Band 2 Maximum Average Power [dBm]						
ANT_8						
BW [MHz]	**RB Size**	**RB Offset**	**Mod**	**Lowest**	**Middle**	**Highest**
5	1	0	QPSK	24.26	24.55	24.22
5	1	12		24.32	24.47	24.30
5	1	24		24.33	24.43	24.38
5	12	0		23.34	23.42	23.26
5	12	6		23.42	23.48	23.36
5	12	11		23.31	23.56	23.59
5	25	0		23.27	23.45	23.22
5	1	0	16-QAM	23.31	23.41	23.32
5	1	12		23.42	23.58	23.07
5	1	24		23.23	23.60	23.41
5	12	0		22.37	22.36	22.20
5	12	6		22.48	22.49	22.36
5	12	11		22.33	22.56	22.66
5	25	0		22.31	22.48	22.39
10	1	0	QPSK	24.30	24.54	24.29
10	1	24		24.27	24.45	24.24
10	1	49		24.54	24.56	24.35
10	25	0		23.40	23.54	23.28
10	25	12		23.39	23.57	23.28
10	25	24		23.35	23.62	23.40
10	50	0		23.07	23.30	22.93
10	1	0	16-QAM	22.88	23.40	23.28
10	1	24		23.30	23.56	23.12
10	1	49		23.58	23.53	23.46
10	25	0		22.41	22.61	22.24
10	25	12		22.35	22.59	22.34
10	25	24		22.43	22.63	22.42
10	50	0		22.19	22.50	22.07

LTE Band 2 Maximum Average Power [dBm]						
ANT_8						
BW [MHz]	**RB Size**	**RB Offset**	**Mod**	**Lowest**	**Middle**	**Highest**
15	1	0	QPSK	24.34	24.50	24.51
15	1	37		24.48	24.53	24.37
15	1	74		24.56	24.48	24.33
15	36	0		23.26	23.42	23.14
15	36	18		23.46	23.52	23.34
15	36	39		23.18	23.47	23.15
15	75	0		23.20	23.35	23.12
15	1	0	16-QAM	23.06	23.58	23.61
15	1	38		23.37	23.56	23.25
15	1	75		23.44	23.68	23.40
15	36	0		22.32	22.41	22.24
15	36	18		22.45	22.54	22.35
15	36	39		22.29	22.50	22.17
15	75	0		22.28	22.48	22.18
20	1	0	QPSK	24.40	24.56	24.63
20	1	49		24.54	24.45	24.46
20	1	99		24.50	24.57	24.49
20	50	0		23.48	23.52	23.67
20	50	24		23.56	23.53	23.44
20	50	49		23.68	23.58	23.37
20	100	0		23.34	23.54	23.24
20	1	0	16-QAM	23.39	23.45	23.43
20	1	49		23.63	23.43	23.29
20	1	99		23.57	23.56	23.39
20	50	0		22.51	22.53	22.68
20	50	24		22.71	22.56	22.64
20	50	49		22.67	22.61	22.38
20	100	0		22.43	22.48	22.41

LTE Band 4 Maximum Average Power [dBm]						
ANT_11						
BW [MHz]	**RB Size**	**RB Offset**	**Mod**	**Lowest**	**Middle**	**Highest**
1.4	1	0	QPSK	24.85	24.80	24.78
1.4	1	2		24.91	24.85	24.76
1.4	1	5		24.85	24.98	24.90
1.4	3	0		23.82	23.93	23.94
1.4	3	1		23.86	23.95	23.87
1.4	3	2		23.91	23.90	23.86
1.4	6	0		23.90	23.93	23.89
1.4	1	0	16-QAM	23.87	23.88	23.86
1.4	1	2		24.08	23.95	23.81
1.4	1	5		23.81	23.80	23.84
1.4	3	0		22.83	22.86	22.97
1.4	3	1		22.92	22.92	22.87
1.4	3	2		22.88	22.90	22.91
1.4	6	0		22.85	22.87	22.91
3	1	0	QPSK	24.90	24.79	24.76
3	1	7		25.03	24.99	25.06
3	1	14		24.94	24.91	24.90
3	8	0		24.05	23.94	23.91
3	8	4		24.15	24.08	24.11
3	8	7		24.08	24.05	24.05
3	15	0		24.04	23.96	23.87
3	1	0	16-QAM	23.88	23.86	23.87
3	1	7		23.90	23.97	23.91
3	1	14		24.05	23.91	23.97
3	8	0		23.06	22.90	22.87
3	8	4		23.10	23.08	23.11
3	8	7		23.14	23.05	23.02
3	15	0		23.04	22.94	22.90

LTE Band 4 Maximum Average Power [dBm]						
ANT_11						
BW [MHz]	**RB Size**	**RB Offset**	**Mod**	**Lowest**	**Middle**	**Highest**
5	1	0	QPSK	24.88	24.99	24.94
5	1	12		25.02	25.01	24.97
5	1	24		25.03	25.03	24.96
5	12	0		24.07	23.92	23.89
5	12	6		24.14	24.01	24.04
5	12	11		24.05	24.04	24.00
5	25	0		24.04	23.93	23.97
5	1	0	16-QAM	23.91	23.92	23.83
5	1	12		23.89	24.07	23.77
5	1	24		24.07	23.97	23.89
5	12	0		23.09	22.89	22.91
5	12	6		23.12	22.99	23.15
5	12	11		23.09	23.02	23.04
5	25	0		23.06	22.92	22.99
10	1	0	QPSK	24.88	24.96	24.92
10	1	24		25.03	25.04	24.97
10	1	49		24.96	24.97	25.08
10	25	0		24.03	24.01	23.98
10	25	12		24.04	23.99	24.01
10	25	24		24.09	24.06	23.95
10	50	0		23.90	23.98	23.97
10	1	0	16-QAM	23.87	23.94	23.89
10	1	24		24.08	23.91	23.75
10	1	49		24.13	23.98	23.89
10	25	0		23.10	22.96	22.93
10	25	12		23.12	22.99	23.07
10	25	24		23.09	23.04	22.96
10	50	0		22.98	22.94	22.99

LTE Band 4 Maximum Average Power [dBm]						
ANT_11						
BW [MHz]	**RB Size**	**RB Offset**	**Mod**	**Lowest**	**Middle**	**Highest**
15	1	0	QPSK	24.87	24.95	24.96
15	1	37		24.98	24.91	24.92
15	1	74		24.88	24.86	24.84
15	36	0		23.88	23.90	23.96
15	36	18		24.01	23.95	23.99
15	36	39		23.99	23.90	23.97
15	75	0		24.00	23.91	23.92
15	1	0	16-QAM	23.98	24.11	24.03
15	1	38		23.87	24.01	23.90
15	1	75		23.89	23.92	23.89
15	36	0		22.90	22.94	22.98
15	36	18		23.07	22.95	23.00
15	36	39		22.99	22.89	22.96
15	75	0		22.90	23.03	22.95
20	1	0	QPSK	24.94	24.87	24.97
20	1	49		24.95	25.03	24.91
20	1	99		24.89	24.80	24.81
20	50	0		23.95	23.98	23.95
20	50	24		24.08	24.00	23.98
20	50	49		24.02	24.02	23.99
20	100	0		24.02	23.92	23.94
20	1	0	16-QAM	23.80	24.00	23.81
20	1	49		24.02	24.10	23.71
20	1	99		23.82	23.85	23.48
20	50	0		22.99	22.97	22.91
20	50	24		23.10	22.96	23.02
20	50	49		23.05	22.98	22.94
20	100	0		23.02	23.01	23.01

LTE Band 4 Maximum Average Power [dBm]						
ANT_8						
BW [MHz]	**RB Size**	**RB Offset**	**Mod**	**Lowest**	**Middle**	**Highest**
1.4	1	0	QPSK	24.24	24.58	24.29
1.4	1	2		24.29	24.54	24.35
1.4	1	5		24.20	24.53	24.25
1.4	3	0		23.29	23.51	23.32
1.4	3	1		23.33	23.54	23.31
1.4	3	2		23.28	23.62	23.29
1.4	6	0		23.29	23.56	23.31
1.4	1	0	16-QAM	23.26	23.47	23.38
1.4	1	2		23.30	23.35	23.36
1.4	1	5		23.35	23.52	23.40
1.4	3	0		22.32	22.66	22.43
1.4	3	1		22.33	22.61	22.33
1.4	3	2		22.43	23.50	22.45
1.4	6	0		22.45	22.63	22.46
3	1	0	QPSK	24.38	24.41	24.30
3	1	7		24.41	24.61	24.31
3	1	14		24.33	24.56	24.25
3	8	0		23.32	23.42	23.42
3	8	4		23.43	23.56	23.42
3	8	7		23.41	23.58	23.48
3	15	0		23.34	23.53	23.35
3	1	0	16-QAM	23.39	23.43	23.46
3	1	7		23.45	23.56	23.38
3	1	14		23.32	23.51	23.36
3	8	0		22.38	22.68	22.41
3	8	4		22.42	22.75	22.46
3	8	7		22.39	22.75	22.48
3	15	0		22.37	22.64	22.43

LTE Band 4 Maximum Average Power [dBm]						
ANT_8						
BW [MHz]	**RB Size**	**RB Offset**	**Mod**	**Lowest**	**Middle**	**Highest**
5	1	0	QPSK	24.26	24.49	24.29
5	1	12		24.34	24.61	24.34
5	1	24		24.42	24.59	24.23
5	12	0		23.39	23.50	23.49
5	12	6		23.44	23.57	23.41
5	12	11		23.46	23.62	23.49
5	25	0		23.35	23.47	23.39
5	1	0	16-QAM	23.16	23.49	23.30
5	1	12		23.36	23.61	23.49
5	1	24		23.58	23.56	23.24
5	12	0		22.45	22.55	22.48
5	12	6		22.52	22.55	22.58
5	12	11		22.53	22.64	22.55
5	25	0		22.29	22.48	22.39
10	1	0	QPSK	24.20	24.52	24.30
10	1	24		24.24	24.53	24.48
10	1	49		24.30	24.49	24.28
10	25	0		23.33	23.56	23.59
10	25	12		23.36	23.54	23.45
10	25	24		23.38	23.63	23.43
10	50	0		22.98	23.51	23.19
10	1	0	16-QAM	23.47	23.40	23.34
10	1	24		23.39	23.54	23.55
10	1	49		23.41	23.38	23.29
10	25	0		22.43	22.58	22.59
10	25	12		22.39	22.62	22.44
10	25	24		22.46	22.57	22.52
10	50	0		22.35	22.52	22.36

LTE Band 4 Maximum Average Power [dBm]						
ANT_8						
BW [MHz]	**RB Size**	**RB Offset**	**Mod**	**Lowest**	**Middle**	**Highest**
15	1	0	QPSK	24.29	24.58	24.35
15	1	37		24.33	24.87	24.38
15	1	74		24.47	24.69	24.41
15	36	0		23.40	23.59	23.31
15	36	18		23.35	23.66	23.40
15	36	39		23.44	23.56	23.20
15	75	0		23.41	23.59	23.27
15	1	0	16-QAM	23.45	23.51	23.39
15	1	38		23.41	23.74	23.34
15	1	75		23.60	23.57	23.47
15	36	0		22.59	22.59	22.36
15	36	18		22.42	22.66	22.49
15	36	39		22.57	22.46	22.24
15	75	0		22.41	22.62	22.38
20	1	0	QPSK	24.37	24.45	24.40
20	1	49		24.29	24.56	24.59
20	1	99		24.56	24.54	24.45
20	50	0		23.47	23.57	23.66
20	50	24		23.36	23.56	23.61
20	50	49		23.49	23.58	23.43
20	100	0		23.33	23.43	23.41
20	1	0	16-QAM	23.42	23.49	23.43
20	1	49		23.50	23.52	23.56
20	1	99		23.65	23.55	23.58
20	50	0		22.44	22.50	22.59
20	50	24		22.49	22.61	22.55
20	50	49		22.57	22.49	22.43
20	100	0		22.43	22.51	22.50

LTE Band 5 Maximum Average Power [dBm]						
ANT_1						
BW [MHz]	**RB Size**	**RB Offset**	**Mod**	**Lowest**	**Middle**	**Highest**
1.4	1	0	QPSK	24.88	24.90	24.88
1.4	1	2		24.80	25.10	24.84
1.4	1	5		24.86	24.82	24.90
1.4	3	0		23.87	23.87	23.87
1.4	3	1		23.88	23.89	23.81
1.4	3	2		24.90	23.95	24.01
1.4	6	0		23.80	23.93	23.86
1.4	1	0	16-QAM	23.87	23.84	23.97
1.4	1	2		23.95	23.88	23.82
1.4	1	5		23.96	23.82	23.95
1.4	3	0		23.86	23.97	23.85
1.4	3	1		23.88	23.95	23.90
1.4	3	2		23.94	23.93	23.82
1.4	6	0		22.92	22.90	22.87
3	1	0	QPSK	24.83	24.98	24.91
3	1	7		24.91	25.02	25.12
3	1	14		24.80	24.99	24.86
3	8	0		23.94	24.06	23.97
3	8	4		23.90	23.99	23.98
3	8	7		23.91	24.05	24.01
3	15	0		23.89	23.96	23.93
3	1	0	16-QAM	23.84	24.04	23.85
3	1	7		24.01	24.10	24.08
3	1	14		23.70	23.94	23.75
3	8	0		22.96	23.06	22.96
3	8	4		22.90	23.02	22.93
3	8	7		22.95	23.06	23.00
3	15	0		22.90	23.02	22.96

LTE Band 5 Maximum Average Power [dBm]						
ANT_1						
BW [MHz]	**RB Size**	**RB Offset**	**Mod**	**Lowest**	**Middle**	**Highest**
5	1	0	QPSK	24.98	25.11	25.07
5	1	12		24.95	25.07	25.10
5	1	24		24.83	25.07	25.08
5	12	0		23.88	23.99	23.92
5	12	6		24.00	24.06	24.07
5	12	11		23.94	24.09	23.97
5	25	0		23.93	23.95	24.02
5	1	0	16-QAM	23.94	24.07	24.03
5	1	12		24.02	24.17	24.04
5	1	24		23.82	24.10	23.99
5	12	0		22.87	22.99	23.02
5	12	6		22.96	23.03	23.06
5	12	11		22.91	23.08	22.99
5	25	0		22.93	23.01	23.02
10	1	0	QPSK	24.82	24.96	25.04
10	1	24		24.97	25.03	25.01
10	1	49		25.10	25.03	25.01
10	25	0		23.90	24.06	24.04
10	25	12		24.04	24.05	24.00
10	25	24		24.03	24.10	24.06
10	50	0		23.98	24.05	23.97
10	1	0	16-QAM	23.86	24.02	23.96
10	1	24		23.91	24.10	24.02
10	1	49		24.04	24.11	23.93
10	25	0		22.91	22.99	22.99
10	25	12		23.00	23.09	23.02
10	25	24		23.00	23.12	23.04
10	50	0		22.94	23.05	22.97

LTE Band 5 Maximum Average Power [dBm]						
ANT_3						
BW [MHz]	**RB Size**	**RB Offset**	**Mod**	**Lowest**	**Middle**	**Highest**
1.4	1	0	QPSK	24.27	24.35	24.39
1.4	1	2		24.35	24.37	24.34
1.4	1	5		24.26	24.28	24.27
1.4	3	0		23.21	23.42	23.27
1.4	3	1		23.29	23.35	23.29
1.4	3	2		23.23	23.37	23.32
1.4	6	0		23.28	23.32	23.25
1.4	1	0	16-QAM	23.27	23.33	23.25
1.4	1	2		23.24	23.24	23.20
1.4	1	5		23.34	23.28	23.24
1.4	3	0		22.22	22.35	22.30
1.4	3	1		22.23	22.36	22.24
1.4	3	2		22.31	22.45	22.27
1.4	6	0		22.28	22.29	22.22
3	1	0	QPSK	24.30	24.40	24.31
3	1	7		24.36	24.52	24.44
3	1	14		24.26	24.36	24.30
3	8	0		23.33	23.44	23.38
3	8	4		23.35	23.49	23.40
3	8	7		23.35	23.53	23.44
3	15	0		23.35	23.44	23.36
3	1	0	16-QAM	23.30	23.56	23.55
3	1	7		23.50	23.51	23.35
3	1	14		23.34	23.35	23.30
3	8	0		22.38	22.50	22.35
3	8	4		22.42	22.50	22.36
3	8	7		22.34	22.54	22.47
3	15	0		22.35	22.45	22.37

LTE Band 5 Maximum Average Power [dBm]						
ANT_3						
BW [MHz]	**RB Size**	**RB Offset**	**Mod**	**Lowest**	**Middle**	**Highest**
5	1	0	QPSK	24.30	24.55	24.61
5	1	12		24.46	24.53	24.49
5	1	24		24.34	24.57	24.46
5	12	0		23.28	23.45	23.42
5	12	6		23.44	23.49	23.51
5	12	11		23.34	23.52	23.40
5	25	0		23.39	23.39	23.45
5	1	0	16-QAM	23.29	23.58	23.41
5	1	12		23.38	23.38	23.40
5	1	24		23.40	23.40	23.51
5	12	0		22.31	22.45	22.39
5	12	6		22.41	22.51	22.49
5	12	11		22.39	22.51	22.44
5	25	0		22.38	22.43	22.43
10	1	0	QPSK	24.35	24.32	24.44
10	1	24		24.32	24.49	24.43
10	1	49		24.48	24.41	24.38
10	25	0		23.36	23.47	23.42
10	25	12		23.52	23.53	23.46
10	25	24		23.50	23.55	23.50
10	50	0		23.46	23.42	23.43
10	1	0	16-QAM	23.53	23.28	23.43
10	1	24		23.46	23.61	23.43
10	1	49		23.34	23.51	23.43
10	25	0		22.40	22.48	22.43
10	25	12		22.44	22.52	22.48
10	25	24		22.44	22.47	22.51
10	50	0		22.39	22.43	22.46

LTE Band 7 Maximum Average Power [dBm]						
ANT_11						
BW [MHz]	**RB Size**	**RB Offset**	**Mod**	**Lowest**	**Middle**	**Highest**
5	1	0	QPSK	24.30	24.48	24.38
5	1	12		24.28	24.54	24.43
5	1	24		24.30	24.34	24.43
5	12	0		23.27	23.30	23.37
5	12	6		23.33	23.39	23.40
5	12	11		23.29	23.47	23.54
5	25	0		23.32	23.32	23.38
5	1	0	16-QAM	23.42	23.50	23.69
5	1	12		23.49	23.40	23.39
5	1	24		23.44	23.50	23.56
5	12	0		22.29	22.36	22.32
5	12	6		22.31	22.36	22.43
5	12	11		22.30	22.44	22.54
5	25	0		22.31	22.36	22.39
10	1	0	QPSK	24.40	24.33	24.36
10	1	24		24.44	24.51	24.39
10	1	49		24.42	24.30	24.40
10	25	0		23.46	23.42	23.51
10	25	12		23.59	23.44	23.55
10	25	24		23.51	23.54	23.47
10	50	0		23.54	23.47	23.44
10	1	0	16-QAM	23.37	23.45	23.49
10	1	24		23.39	23.36	23.46
10	1	49		23.45	23.47	23.42
10	25	0		22.42	22.34	22.35
10	25	12		22.49	22.35	22.37
10	25	24		22.55	22.40	22.48
10	50	0		22.47	22.34	22.37

LTE Band 7 Maximum Average Power [dBm]						
ANT_11						
BW [MHz]	**RB Size**	**RB Offset**	**Mod**	**Lowest**	**Middle**	**Highest**
15	1	0	QPSK	24.57	24.48	24.46
15	1	37		24.49	24.53	24.35
15	1	74		24.42	24.36	24.42
15	36	0		23.48	23.42	23.50
15	36	18		23.47	23.47	23.52
15	36	39		23.42	23.41	23.51
15	75	0		23.36	23.42	23.45
15	1	0	16-QAM	23.41	23.41	23.38
15	1	38		23.36	23.45	23.42
15	1	75		23.39	23.42	23.46
15	36	0		22.36	22.47	22.36
15	36	18		22.40	22.35	22.47
15	36	39		22.38	22.52	22.41
15	75	0		22.34	22.41	22.46
20	1	0	QPSK	24.23	24.23	24.31
20	1	49		24.29	24.37	24.39
20	1	99		24.28	24.36	24.47
20	50	0		23.24	23.27	23.32
20	50	24		23.32	23.33	23.47
20	50	49		23.29	23.38	23.42
20	100	0		23.23	23.28	23.35
20	1	0	16-QAM	23.25	23.29	23.31
20	1	49		23.46	23.62	23.05
20	1	99		23.20	23.52	23.46
20	50	0		22.21	22.31	22.33
20	50	24		22.36	22.38	22.45
20	50	49		22.30	22.41	22.47
20	100	0		22.33	22.31	22.53

LTE Band 7 Maximum Average Power [dBm]						
ANT_8						
BW [MHz]	**RB Size**	**RB Offset**	**Mod**	**Lowest**	**Middle**	**Highest**
5	1	0	QPSK	23.86	24.10	24.03
5	1	12		24.13	24.13	24.10
5	1	24		24.13	24.12	24.11
5	12	0		23.11	23.06	23.08
5	12	6		23.16	23.09	23.09
5	12	11		23.17	23.20	23.15
5	25	0		23.11	23.09	23.02
5	1	0	16-QAM	23.00	23.12	23.00
5	1	12		23.04	23.11	23.15
5	1	24		22.94	23.16	22.95
5	12	0		22.08	22.01	22.05
5	12	6		22.15	22.13	22.03
5	12	11		22.13	22.15	22.21
5	25	0		22.18	22.06	22.04
10	1	0	QPSK	23.75	24.07	24.15
10	1	24		24.02	24.13	24.21
10	1	49		24.05	24.17	24.07
10	25	0		23.06	23.06	23.07
10	25	12		23.12	23.09	23.09
10	25	24		23.15	23.17	23.17
10	50	0		23.13	23.08	23.03
10	1	0	16-QAM	23.04	22.98	23.03
10	1	24		23.35	23.03	23.16
10	1	49		23.18	23.21	22.98
10	25	0		22.07	22.10	22.04
10	25	12		22.14	22.06	22.10
10	25	24		22.19	22.18	22.13
10	50	0		22.21	22.10	22.14

LTE Band 7 Maximum Average Power [dBm]						
ANT_8						
BW [MHz]	**RB Size**	**RB Offset**	**Mod**	**Lowest**	**Middle**	**Highest**
15	1	0	QPSK	23.89	24.02	24.04
15	1	37		24.16	24.07	24.07
15	1	74		24.12	24.09	24.09
15	36	0		23.06	23.03	23.06
15	36	18		23.11	23.07	23.13
15	36	39		23.11	23.01	23.06
15	75	0		23.03	23.01	23.07
15	1	0	16-QAM	22.94	23.15	23.05
15	1	38		23.16	22.94	22.98
15	1	75		23.09	23.09	22.92
15	36	0		23.07	23.02	23.08
15	36	18		22.14	22.10	22.13
15	36	39		23.02	23.02	23.09
15	75	0		22.10	22.04	22.14
20	1	0	QPSK	23.82	24.09	24.07
20	1	49		24.07	24.24	24.06
20	1	99		24.04	24.10	24.07
20	50	0		23.03	23.09	23.08
20	50	24		23.13	23.09	23.16
20	50	49		23.13	23.18	23.12
20	100	0		23.08	23.11	23.07
20	1	0	16-QAM	22.97	23.01	23.09
20	1	49		23.15	23.16	23.10
20	1	99		23.00	23.14	22.99
20	50	0		22.08	22.05	22.06
20	50	24		22.16	22.07	22.18
20	50	49		22.11	22.16	22.15
20	100	0		22.17	22.12	22.13

LTE Band 12 Maximum Average Power [dBm]						
ANT_1						
BW [MHz]	**RB Size**	**RB Offset**	**Mod**	**Lowest**	**Middle**	**Highest**
1.4	1	0	QPSK	24.82	24.84	24.87
1.4	1	2		24.98	24.89	24.95
1.4	1	5		24.94	24.95	24.92
1.4	3	0		23.80	23.80	23.87
1.4	3	1		23.95	23.86	23.88
1.4	3	2		23.83	23.84	23.85
1.4	6	0		23.86	23.90	23.94
1.4	1	0	16-QAM	23.85	23.83	23.93
1.4	1	2		23.77	23.91	23.89
1.4	1	5		23.80	23.81	23.83
1.4	3	0		22.75	22.83	22.91
1.4	3	1		22.92	22.90	23.01
1.4	3	2		22.87	22.93	22.96
1.4	6	0		22.89	22.81	23.00
3	1	0	QPSK	24.89	24.85	24.94
3	1	7		24.95	24.95	25.07
3	1	14		24.83	24.79	24.81
3	8	0		23.97	23.91	23.99
3	8	4		24.04	24.05	24.07
3	8	7		23.98	23.99	24.02
3	15	0		23.97	23.93	24.02
3	1	0	16-QAM	23.88	23.72	23.93
3	1	7		24.08	23.91	24.03
3	1	14		23.91	23.83	23.86
3	8	0		22.94	23.02	23.01
3	8	4		23.00	23.02	23.04
3	8	7		22.99	23.00	23.05
3	15	0		22.99	22.94	23.00

LTE Band 12 Maximum Average Power [dBm]						
ANT_1						
BW [MHz]	**RB Size**	**RB Offset**	**Mod**	**Lowest**	**Middle**	**Highest**
5	1	0	QPSK	24.96	24.99	25.16
5	1	12		25.10	25.03	25.07
5	1	24		24.93	24.93	25.08
5	12	0		23.91	23.95	23.95
5	12	6		24.03	24.00	24.04
5	12	11		23.98	24.02	24.00
5	25	0		23.97	23.95	23.95
5	1	0	16-QAM	23.88	24.02	23.99
5	1	12		24.13	23.98	24.08
5	1	24		23.82	23.94	23.99
5	12	0		22.96	23.01	23.01
5	12	6		23.03	23.01	22.98
5	12	11		22.97	22.99	23.03
5	25	0		22.98	22.93	22.97
10	1	0	QPSK	24.99	24.95	25.02
10	1	24		24.94	24.97	24.94
10	1	49		24.90	24.86	24.90
10	25	0		23.96	23.95	23.98
10	25	12		24.05	24.01	24.03
10	25	24		24.08	24.07	24.09
10	50	0		24.07	24.01	23.96
10	1	0	16-QAM	24.11	23.94	23.88
10	1	24		23.94	23.98	24.01
10	1	49		23.95	23.95	23.91
10	25	0		22.92	22.98	22.98
10	25	12		23.08	23.02	23.05
10	25	24		23.08	23.09	23.09
10	50	0		23.11	22.93	22.97

LTE Band 12 Maximum Average Power [dBm]						
ANT_3						
BW [MHz]	**RB Size**	**RB Offset**	**Mod**	**Lowest**	**Middle**	**Highest**
1.4	1	0	QPSK	24.35	24.28	24.37
1.4	1	2		24.33	24.41	24.34
1.4	1	5		24.38	24.41	24.24
1.4	3	0		23.28	24.39	24.33
1.4	3	1		23.36	24.32	24.42
1.4	3	2		23.29	24.38	24.34
1.4	6	0		23.34	23.42	23.35
1.4	1	0	16-QAM	23.38	23.37	23.38
1.4	1	2		23.45	23.39	23.31
1.4	1	5		23.30	23.31	23.34
1.4	3	0		22.43	22.40	22.33
1.4	3	1		22.38	22.41	22.27
1.4	3	2		22.39	22.40	22.39
1.4	6	0		22.34	22.37	22.35
3	1	0	QPSK	24.31	24.32	24.33
3	1	7		24.52	24.47	24.51
3	1	14		24.34	24.36	24.45
3	8	0		23.46	23.43	23.50
3	8	4		23.49	23.52	23.55
3	8	7		23.44	23.55	23.54
3	15	0		23.48	23.44	23.52
3	1	0	16-QAM	23.36	23.50	23.27
3	1	7		23.50	23.43	23.60
3	1	14		23.42	23.38	23.37
3	8	0		22.51	22.43	22.46
3	8	4		22.50	22.53	22.43
3	8	7		22.41	22.51	22.53
3	15	0		22.48	22.43	22.49

LTE Band 12 Maximum Average Power [dBm]						
ANT_3						
BW [MHz]	**RB Size**	**RB Offset**	**Mod**	**Lowest**	**Middle**	**Highest**
5	1	0	QPSK	24.36	24.53	24.54
5	1	12		24.49	24.48	24.51
5	1	24		24.39	24.47	24.49
5	12	0		23.41	23.44	23.47
5	12	6		23.56	23.49	23.51
5	12	11		23.42	23.48	23.52
5	25	0		23.51	23.42	23.44
5	1	0	16-QAM	23.43	23.50	23.55
5	1	12		23.61	23.66	23.46
5	1	24		23.38	23.53	23.50
5	12	0		22.40	22.51	22.44
5	12	6		22.53	22.46	22.52
5	12	11		22.44	22.47	22.46
5	25	0		22.45	22.46	22.39
10	1	0	QPSK	24.42	24.46	24.43
10	1	24		24.50	24.42	24.46
10	1	49		24.43	24.47	24.43
10	25	0		23.42	23.49	23.50
10	25	12		23.51	23.48	23.52
10	25	24		23.51	23.54	23.59
10	50	0		23.49	23.48	23.51
10	1	0	16-QAM	23.48	23.50	23.56
10	1	24		23.49	23.38	23.48
10	1	49		23.56	23.47	23.70
10	25	0		22.45	22.54	22.45
10	25	12		22.54	22.51	22.57
10	25	24		22.60	22.54	22.58
10	50	0		22.46	22.50	22.51

LTE Band 17 Maximum Average Power [dBm]						
ANT_1						
BW [MHz]	**RB Size**	**RB Offset**	**Mod**	**Lowest**	**Middle**	**Highest**
5	1	0	QPSK	24.93	25.03	24.93
5	1	12		24.98	25.01	24.96
5	1	24		24.90	24.93	24.99
5	12	0		23.89	23.95	23.94
5	12	6		23.97	23.95	24.00
5	12	11		23.95	23.97	23.96
5	25	0		23.93	23.91	23.90
5	1	0	16-QAM	23.83	23.88	23.87
5	1	12		24.00	24.03	24.05
5	1	24		23.89	23.91	24.04
5	12	0		22.89	22.92	22.97
5	12	6		23.09	23.01	22.99
5	12	11		22.96	23.03	22.90
5	25	0		22.94	22.90	22.96
10	1	0	QPSK	24.81	24.84	24.98
10	1	24		24.92	24.96	24.97
10	1	49		24.85	24.95	24.87
10	25	0		23.88	23.90	23.93
10	25	12		24.03	23.98	23.98
10	25	24		24.04	24.02	24.06
10	50	0		23.86	23.90	23.92
10	1	0	16-QAM	23.75	23.82	23.76
10	1	24		24.03	23.85	23.91
10	1	49		24.02	24.06	23.90
10	25	0		22.93	22.94	22.92
10	25	12		23.03	22.99	22.96
10	25	24		23.09	23.01	23.00
10	50	0		22.90	22.92	22.96

LTE Band 17 Maximum Average Power [dBm]						
ANT_3						
BW [MHz]	**RB Size**	**RB Offset**	**Mod**	**Lowest**	**Middle**	**Highest**
5	1	0	QPSK	24.42	24.60	24.62
5	1	12		24.51	24.58	24.59
5	1	24		24.39	24.54	24.52
5	12	0		23.44	23.53	23.53
5	12	6		23.57	23.53	23.53
5	12	11		23.47	23.53	23.54
5	25	0		23.49	23.48	23.47
5	1	0	16-QAM	23.41	23.70	23.43
5	1	12		23.57	23.64	23.57
5	1	24		23.46	23.53	23.42
5	12	0		22.49	22.53	22.54
5	12	6		22.55	22.51	22.56
5	12	11		22.45	22.61	22.55
5	25	0		22.44	22.44	22.47
10	1	0	QPSK	24.37	24.34	24.63
10	1	24		24.47	24.49	24.51
10	1	49		24.47	24.37	24.48
10	25	0		23.46	23.50	23.55
10	25	12		23.56	23.49	23.56
10	25	24		23.59	23.55	23.63
10	50	0		23.47	23.48	23.50
10	1	0	16-QAM	23.51	23.40	23.37
10	1	24		23.63	23.59	23.46
10	1	49		23.33	23.46	23.36
10	25	0		22.50	22.46	22.51
10	25	12		22.59	22.56	22.54
10	25	24		22.56	22.55	22.63
10	50	0		22.54	22.53	22.51

LTE Band 25 Maximum Average Power [dBm]						
ANT_11						
BW [MHz]	**RB Size**	**RB Offset**	**Mod**	**Lowest**	**Middle**	**Highest**
1.4	1	0	QPSK	24.86	25.09	24.87
1.4	1	2		24.84	25.01	24.85
1.4	1	5		24.80	24.94	24.84
1.4	3	0		23.84	24.00	23.84
1.4	3	1		23.91	24.04	23.82
1.4	3	2		23.83	23.98	23.89
1.4	6	0		23.88	24.02	23.86
1.4	1	0	16-QAM	23.85	24.04	23.82
1.4	1	2		23.96	23.88	23.87
1.4	1	5		23.88	23.97	23.83
1.4	3	0		22.98	23.01	22.91
1.4	3	1		22.82	23.05	22.92
1.4	3	2		22.90	22.95	22.80
1.4	6	0		22.94	23.00	22.85
3	1	0	QPSK	24.83	24.92	24.83
3	1	7		25.01	25.20	24.99
3	1	14		24.88	25.07	24.98
3	8	0		23.95	24.01	23.96
3	8	4		23.97	24.07	24.00
3	8	7		24.03	24.12	23.98
3	15	0		23.94	24.05	23.97
3	1	0	16-QAM	23.96	23.90	23.87
3	1	7		23.97	24.02	24.03
3	1	14		23.92	23.95	23.97
3	8	0		22.97	23.01	22.95
3	8	4		23.08	23.09	23.01
3	8	7		23.01	23.16	22.98
3	15	0		22.93	23.07	22.88

LTE Band 25 Maximum Average Power [dBm]						
ANT_11						
BW [MHz]	**RB Size**	**RB Offset**	**Mod**	**Lowest**	**Middle**	**Highest**
5	1	0	QPSK	24.92	25.06	25.05
5	1	12		24.99	25.12	25.07
5	1	24		24.92	25.11	24.94
5	12	0		23.97	24.04	23.90
5	12	6		24.03	24.10	24.03
5	12	11		24.02	24.11	23.99
5	25	0		24.00	24.03	23.89
5	1	0	16-QAM	23.93	24.14	23.90
5	1	12		23.91	24.09	23.95
5	1	24		23.99	24.13	24.09
5	12	0		22.98	23.05	22.92
5	12	6		23.04	23.08	23.00
5	12	11		23.01	23.08	22.95
5	25	0		22.98	23.02	22.90
10	1	0	QPSK	24.85	25.07	25.02
10	1	24		24.90	25.05	24.99
10	1	49		25.00	25.15	24.96
10	25	0		24.00	24.12	24.03
10	25	12		24.02	24.10	24.03
10	25	24		24.06	24.12	23.98
10	50	0		24.01	24.07	24.04
10	1	0	16-QAM	24.10	24.09	24.04
10	1	24		24.04	24.15	24.07
10	1	49		23.88	24.03	23.96
10	25	0		23.01	23.05	23.03
10	25	12		23.14	23.11	23.00
10	25	24		23.03	23.05	23.00
10	50	0		23.03	23.07	23.02

LTE Band 25 Maximum Average Power [dBm]						
ANT_11						
BW [MHz]	**RB Size**	**RB Offset**	**Mod**	**Lowest**	**Middle**	**Highest**
15	1	0	QPSK	24.98	25.08	24.95
15	1	37		25.07	25.02	24.96
15	1	74		24.91	25.07	24.98
15	36	0		24.01	24.04	23.86
15	36	18		24.09	24.09	23.91
15	36	39		24.02	24.03	23.90
15	75	0		23.99	24.02	23.86
15	1	0	16-QAM	24.14	23.98	24.05
15	1	38		24.09	24.04	24.01
15	1	75		24.03	24.08	23.82
15	36	0		23.02	23.01	22.87
15	36	18		23.09	23.04	22.92
15	36	39		22.98	23.02	23.88
15	75	0		22.99	23.00	22.86
20	1	0	QPSK	25.10	25.05	24.99
20	1	49		25.11	25.13	25.05
20	1	99		24.98	25.06	24.89
20	50	0		24.03	24.07	23.99
20	50	24		24.13	24.12	23.96
20	50	49		24.08	24.12	24.02
20	100	0		24.04	24.05	23.94
20	1	0	16-QAM	23.91	24.06	24.05
20	1	49		24.06	24.13	23.97
20	1	99		24.02	24.05	23.98
20	50	0		22.98	23.08	22.95
20	50	24		23.03	23.01	23.00
20	50	49		23.06	23.06	23.05
20	100	0		23.01	22.99	22.94

LTE Band 25 Maximum Average Power [dBm]						
ANT_8						
BW [MHz]	**RB Size**	**RB Offset**	**Mod**	**Lowest**	**Middle**	**Highest**
1.4	1	0	QPSK	24.52	24.60	24.63
1.4	1	2		24.55	24.55	24.68
1.4	1	5		24.44	24.63	24.54
1.4	3	0		24.46	24.65	24.56
1.4	3	1		24.52	24.70	24.54
1.4	3	2		24.41	24.61	24.50
1.4	6	0		23.51	23.67	23.68
1.4	1	0	16-QAM	23.32	23.68	23.64
1.4	1	2		23.27	23.51	23.54
1.4	1	5		23.43	23.44	23.47
1.4	3	0		23.55	23.49	23.61
1.4	3	1		23.52	23.53	23.64
1.4	3	2		23.55	23.53	23.59
1.4	6	0		22.59	22.45	22.62
3	1	0	QPSK	24.44	24.44	24.59
3	1	7		24.58	24.55	24.63
3	1	14		24.47	24.58	24.59
3	8	0		23.48	23.56	23.57
3	8	4		23.49	23.62	23.66
3	8	7		23.46	23.53	23.60
3	15	0		23.53	23.54	23.55
3	1	0	16-QAM	23.48	23.43	23.39
3	1	7		23.55	23.66	23.68
3	1	14		23.50	23.64	23.45
3	8	0		22.44	22.62	22.60
3	8	4		22.48	22.64	22.60
3	8	7		22.56	22.61	22.62
3	15	0		22.43	22.57	22.55

LTE Band 25 Maximum Average Power [dBm]						
ANT_8						
BW [MHz]	**RB Size**	**RB Offset**	**Mod**	**Lowest**	**Middle**	**Highest**
5	1	0	QPSK	24.45	24.78	24.77
5	1	12		24.54	24.88	24.77
5	1	24		24.61	24.78	24.69
5	12	0		23.65	23.79	23.67
5	12	6		23.56	23.79	23.79
5	12	11		23.68	23.91	23.76
5	25	0		23.65	23.81	23.68
5	1	0	16-QAM	23.52	23.80	23.69
5	1	12		23.60	23.88	23.92
5	1	24		23.47	24.09	23.67
5	12	0		22.58	22.71	22.68
5	12	6		22.67	22.80	22.73
5	12	11		22.67	22.90	22.80
5	25	0		22.64	22.77	22.70
10	1	0	QPSK	24.14	24.79	24.59
10	1	24		24.37	24.81	24.72
10	1	49		24.71	24.78	24.65
10	25	0		23.69	23.83	23.74
10	25	12		23.68	23.85	23.83
10	25	24		23.75	23.90	23.79
10	50	0		23.49	23.85	23.84
10	1	0	16-QAM	23.26	23.82	23.56
10	1	24		23.46	23.87	23.79
10	1	49		23.51	23.88	23.49
10	25	0		22.60	22.85	22.79
10	25	12		22.73	22.90	22.85
10	25	24		22.73	22.94	22.80
10	50	0		22.60	22.84	22.78

LTE Band 25 Maximum Average Power [dBm]						
ANT_8						
BW [MHz]	**RB Size**	**RB Offset**	**Mod**	**Lowest**	**Middle**	**Highest**
15	1	0	QPSK	24.14	24.66	24.46
15	1	37		24.56	24.63	24.64
15	1	74		24.46	24.64	24.47
15	36	0		23.32	23.56	23.54
15	36	18		23.60	23.64	23.56
15	36	39		23.33	23.57	23.52
15	75	0		23.34	23.58	23.50
15	1	0	16-QAM	23.26	23.45	23.44
15	1	38		23.58	23.51	23.60
15	1	75		23.55	23.53	23.41
15	36	0		22.40	22.55	22.51
15	36	18		22.56	22.65	22.61
15	36	39		22.32	23.55	22.54
15	75	0		22.47	22.68	22.53
20	1	0	QPSK	24.50	24.68	24.51
20	1	49		24.59	24.64	24.41
20	1	99		24.70	24.65	24.58
20	50	0		23.55	23.59	23.59
20	50	24		23.65	23.68	23.64
20	50	49		23.58	23.72	23.72
20	100	0		23.47	23.59	23.59
20	1	0	16-QAM	23.61	23.56	23.48
20	1	49		23.62	23.64	23.38
20	1	99		23.58	23.44	23.22
20	50	0		22.51	22.45	22.58
20	50	24		22.59	22.44	22.58
20	50	49		22.62	22.50	22.68
20	100	0		22.59	22.41	22.58

LTE Band 26(Part 22) Maximum Average Power [dBm]						
ANT_1						
BW [MHz]	**RB Size**	**RB Offset**	**Mod**	**Lowest**	**Middle**	**Highest**
1.4	1	0	QPSK	24.87	24.88	24.79
1.4	1	2		24.88	24.87	24.85
1.4	1	5		24.96	24.93	24.82
1.4	3	0		23.94	23.86	23.89
1.4	3	1		23.98	23.91	23.78
1.4	3	2		23.90	23.93	23.81
1.4	6	0		23.93	23.93	23.89
1.4	1	0	16-QAM	23.92	23.95	23.86
1.4	1	2		24.00	23.86	23.90
1.4	1	5		23.86	23.98	23.87
1.4	3	0		22.89	22.98	22.87
1.4	3	1		22.97	22.83	22.97
1.4	3	2		22.79	23.01	22.90
1.4	6	0		22.88	22.96	22.82
3	1	0	QPSK	24.90	24.83	24.83
3	1	7		25.01	24.97	24.97
3	1	14		24.91	24.95	24.83
3	8	0		23.88	23.90	23.83
3	8	4		23.92	23.99	23.92
3	8	7		23.90	23.94	23.93
3	15	0		23.90	23.95	23.93
3	1	0	16-QAM	24.01	23.96	23.88
3	1	7		24.04	23.92	23.91
3	1	14		24.04	23.95	23.80
3	8	0		22.85	22.91	22.83
3	8	4		22.96	23.01	22.95
3	8	7		22.96	22.94	22.89
3	15	0		22.92	22.94	22.89

LTE Band 26(Part 22) Maximum Average Power [dBm]						
ANT_1						
BW [MHz]	**RB Size**	**RB Offset**	**Mod**	**Lowest**	**Middle**	**Highest**
5	1	0	QPSK	24.90	25.00	25.00
5	1	12		24.96	24.97	25.02
5	1	24		25.04	24.94	24.95
5	12	0		23.95	23.97	23.93
5	12	6		23.98	24.03	23.95
5	12	11		23.96	23.97	23.95
5	25	0		23.94	23.96	23.94
5	1	0	16-QAM	23.94	23.98	24.03
5	1	12		23.89	24.19	23.90
5	1	24		24.00	24.21	23.98
5	12	0		22.96	22.89	22.94
5	12	6		23.11	23.04	22.97
5	12	11		22.96	23.00	22.92
5	25	0		23.04	22.96	23.00
10	1	0	QPSK	24.87	24.91	24.89
10	1	24		24.88	24.93	24.92
10	1	49		24.92	24.99	24.86
10	25	0		23.95	23.94	23.89
10	25	12		24.00	24.05	23.89
10	25	24		24.01	24.00	23.98
10	50	0		23.98	24.00	23.89
10	1	0	16-QAM	24.05	23.94	23.89
10	1	24		24.02	23.78	23.93
10	1	49		23.95	23.92	23.85
10	25	0		22.96	22.98	22.93
10	25	12		23.05	23.02	22.95
10	25	24		22.99	23.01	22.93
10	50	0		23.08	23.00	22.97

LTE Band 26(Part 22) Maximum Average Power [dBm]						
ANT_1						
BW [MHz]	**RB Size**	**RB Offset**	**Mod**	**Lowest**	**Middle**	**Highest**
15	1	0	QPSK	24.93	24.95	25.00
15	1	37		24.92	24.96	24.92
15	1	74		24.92	24.93	24.85
15	36	0		23.83	23.94	23.94
15	36	18		23.89	23.92	24.03
15	36	39		23.89	23.94	24.00
15	75	0		23.85	23.95	23.93
15	1	0	16-QAM	23.89	23.91	24.04
15	1	38		24.01	23.92	23.92
15	1	75		23.91	23.92	23.92
15	36	0		23.89	23.98	23.97
15	36	18		22.94	22.89	23.03
15	36	39		23.87	23.95	23.99
15	75	0		22.89	23.01	23.06

LTE Band 26(Part 90) Maximum Average Power [dBm]						
ANT_1						
BW [MHz]	**RB Size**	**RB Offset**	**Mod**	**Lowest**	**Middle**	**Highest**
1.4	1	0	QPSK	24.84	24.90	24.88
1.4	1	2		24.90	24.93	24.99
1.4	1	5		24.77	25.04	24.90
1.4	3	0		23.90	23.90	23.96
1.4	3	1		23.88	23.95	23.96
1.4	3	2		23.92	23.88	23.92
1.4	6	0		23.91	23.93	23.86
1.4	1	0	16-QAM	23.84	23.82	23.91
1.4	1	2		23.97	23.91	23.92
1.4	1	5		23.90	23.92	23.78
1.4	3	0		22.85	23.01	22.99
1.4	3	1		22.85	22.94	22.86
1.4	3	2		22.91	22.95	22.89
1.4	6	0		22.90	22.87	22.84
3	1	0	QPSK	24.98	24.87	24.91
3	1	7		24.97	25.10	24.95
3	1	14		24.87	24.92	24.85
3	8	0		23.99	23.99	24.02
3	8	4		23.96	23.97	23.95
3	8	7		23.94	23.99	23.95
3	15	0		23.94	23.97	23.95
3	1	0	16-QAM	23.85	23.86	23.81
3	1	7		24.07	23.99	23.98
3	1	14		23.78	23.92	23.71
3	8	0		23.03	22.96	22.95
3	8	4		22.93	22.98	22.97
3	8	7		22.95	22.86	22.97
3	15	0		22.91	22.97	22.98

101, Building B, Zhuoke Science Park, No. 190 Chongqing Road, Zhancheng Shequ, Fuhai Sub-District, Bao'an District, Shenzhen, Guangdong, China
Tel: +86-755 3688 6288 Fax: +86-755 3688 6277 Http://www.stsapp.com E-mail:sts@stsapp.com

LTE Band 26(Part 90) Maximum Average Power [dBm]						
ANT_1						
BW [MHz]	**RB Size**	**RB Offset**	**Mod**	**Lowest**	**Middle**	**Highest**
5	1	0	QPSK	24.97	25.05	25.03
5	1	12		24.94	25.02	25.00
5	1	24		25.06	25.00	24.95
5	12	0		23.95	23.98	23.94
5	12	6		24.02	23.98	24.03
5	12	11		23.99	24.02	23.97
5	25	0		24.02	24.02	23.98
5	1	0	16-QAM	23.91	24.07	23.98
5	1	12		23.86	24.03	23.84
5	1	24		23.90	24.11	23.94
5	12	0		22.92	22.99	22.93
5	12	6		23.01	23.04	23.03
5	12	11		23.04	23.07	23.02
5	25	0		22.94	22.99	23.02
10	1	0	QPSK	N/A	24.96	N/A
10	1	24		N/A	24.92	N/A
10	1	49		N/A	24.89	N/A
10	25	0		N/A	23.93	N/A
10	25	12		N/A	24.06	N/A
10	25	24		N/A	24.04	N/A
10	50	0		N/A	24.01	N/A
10	1	0	16-QAM	N/A	23.97	N/A
10	1	24		N/A	24.03	N/A
10	1	49		N/A	23.94	N/A
10	25	0		N/A	22.96	N/A
10	25	12		N/A	23.05	N/A
10	25	24		N/A	22.99	N/A
10	50	0		N/A	23.04	N/A

LTE Band 26(Part 22) Maximum Average Power [dBm]						
ANT_3						
BW [MHz]	**RB Size**	**RB Offset**	**Mod**	**Lowest**	**Middle**	**Highest**
1.4	1	0	QPSK	24.28	24.26	24.31
1.4	1	2		24.27	24.38	24.28
1.4	1	5		24.33	24.29	24.23
1.4	3	0		23.37	23.37	23.33
1.4	3	1		23.38	23.42	23.35
1.4	3	2		23.34	23.41	23.34
1.4	6	0		23.34	23.34	23.33
1.4	1	0	16-QAM	23.31	23.33	23.25
1.4	1	2		23.35	23.20	23.41
1.4	1	5		23.27	23.26	23.28
1.4	3	0		22.36	22.29	22.40
1.4	3	1		22.30	22.43	22.35
1.4	3	2		22.32	22.37	22.34
1.4	6	0		22.31	22.29	22.27
3	1	0	QPSK	24.33	24.29	24.26
3	1	7		24.37	24.44	24.35
3	1	14		24.31	24.37	24.28
3	8	0		23.38	23.34	23.29
3	8	4		23.36	23.42	23.34
3	8	7		23.38	23.40	23.39
3	15	0		23.42	23.36	23.39
3	1	0	16-QAM	23.32	23.46	23.28
3	1	7		23.32	23.51	23.46
3	1	14		23.37	23.33	23.32
3	8	0		22.35	22.39	22.39
3	8	4		22.44	22.48	22.30
3	8	7		22.41	22.38	22.37
3	15	0		22.42	22.42	22.33

LTE Band 26(Part 22) Maximum Average Power [dBm]						
ANT_3						
BW [MHz]	**RB Size**	**RB Offset**	**Mod**	**Lowest**	**Middle**	**Highest**
5	1	0	QPSK	24.37	24.33	24.39
5	1	12		24.42	24.36	24.30
5	1	24		24.37	24.45	24.43
5	12	0		23.39	23.39	23.41
5	12	6		23.42	23.47	23.41
5	12	11		23.44	23.42	23.47
5	25	0		23.40	23.43	23.40
5	1	0	16-QAM	23.47	23.36	23.48
5	1	12		23.55	23.25	23.49
5	1	24		23.40	23.45	23.42
5	12	0		22.32	22.40	22.34
5	12	6		22.46	22.45	22.52
5	12	11		22.39	22.41	22.43
5	25	0		22.41	22.45	22.39
10	1	0	QPSK	24.30	24.34	24.37
10	1	24		24.37	24.40	24.42
10	1	49		24.45	24.37	24.32
10	25	0		23.40	23.34	23.38
10	25	12		23.45	23.51	23.37
10	25	24		23.48	23.46	23.43
10	50	0		23.52	23.43	23.36
10	1	0	16-QAM	23.59	23.25	23.46
10	1	24		23.31	23.36	23.46
10	1	49		23.46	23.32	23.66
10	25	0		22.39	22.39	22.37
10	25	12		22.45	22.46	22.39
10	25	24		22.39	22.48	22.38
10	50	0		22.49	22.40	22.33

LTE Band 26 Maximum Average Power [dBm]						
ANT_3						
BW [MHz]	**RB Size**	**RB Offset**	**Mod**	**Lowest**	**Middle**	**Highest**
15	1	0	QPSK	24.30	24.36	24.33
15	1	37		24.29	24.37	24.39
15	1	74		24.28	24.26	24.41
15	36	0		23.30	23.41	23.39
15	36	18		23.32	23.38	23.45
15	36	39		23.28	23.41	23.38
15	75	0		23.30	23.38	23.40
15	1	0	16-QAM	23.35	23.45	23.29
15	1	38		23.30	23.55	23.51
15	1	75		23.38	23.47	23.36
15	36	0		22.31	22.43	22.37
15	36	18		22.39	22.38	22.47
15	36	39		22.30	22.39	22.37
15	75	0		22.36	22.42	22.41

LTE Band 26(Part 90) Maximum Average Power [dBm]						
ANT_3						
BW [MHz]	**RB Size**	**RB Offset**	**Mod**	**Lowest**	**Middle**	**Highest**
1.4	1	0	QPSK	24.25	24.21	24.29
1.4	1	2		24.36	24.46	24.35
1.4	1	5		24.35	24.40	24.33
1.4	3	0		24.35	24.42	24.36
1.4	3	1		24.40	24.42	24.36
1.4	3	2		24.35	24.39	24.36
1.4	6	0		23.35	23.36	23.32
1.4	1	0	16-QAM	23.32	23.46	23.42
1.4	1	2		23.37	23.46	23.48
1.4	1	5		23.21	23.49	23.32
1.4	3	0		23.35	23.33	23.37
1.4	3	1		23.35	23.30	23.33
1.4	3	2		23.40	23.41	23.26
1.4	6	0		22.38	22.33	22.34
3	1	0	QPSK	24.46	24.38	24.40
3	1	7		24.42	24.40	24.41
3	1	14		24.34	24.36	24.37
3	8	0		23.43	23.41	23.42
3	8	4		23.42	23.41	23.42
3	8	7		23.42	23.44	23.39
3	15	0		23.39	23.39	23.39
3	1	0	16-QAM	23.46	23.48	23.41
3	1	7		23.44	23.54	23.37
3	1	14		23.43	23.39	23.36
3	8	0		22.38	22.49	22.42
3	8	4		22.40	22.40	22.35
3	8	7		22.43	22.41	22.45
3	15	0		22.43	22.39	22.34

LTE Band 26(Part 90) Maximum Average Power [dBm]						
ANT_3						
BW [MHz]	**RB Size**	**RB Offset**	**Mod**	**Lowest**	**Middle**	**Highest**
5	1	0	QPSK	24.50	24.43	24.44
5	1	12		24.43	24.54	24.45
5	1	24		24.48	24.50	24.42
5	12	0		23.37	23.43	23.38
5	12	6		23.48	23.49	23.44
5	12	11		23.43	23.46	23.45
5	25	0		23.43	23.48	23.45
5	1	0	16-QAM	23.48	23.52	23.30
5	1	12		23.41	23.48	23.35
5	1	24		23.30	23.53	23.51
5	12	0		22.43	22.35	22.42
5	12	6		22.45	22.46	22.48
5	12	11		22.48	22.45	22.53
5	25	0		22.46	22.50	22.44
10	1	0	QPSK	N/A	24.38	N/A
10	1	24		N/A	24.36	N/A
10	1	49		N/A	24.62	N/A
10	25	0		N/A	23.37	N/A
10	25	12		N/A	23.50	N/A
10	25	24		N/A	23.49	N/A
10	50	0		N/A	23.48	N/A
10	1	0	16-QAM	N/A	23.36	N/A
10	1	24		N/A	23.50	N/A
10	1	49		N/A	23.59	N/A
10	25	0		N/A	22.38	N/A
10	25	12		N/A	22.51	N/A
10	25	24		N/A	22.52	N/A
10	50	0		N/A	22.45	N/A

LTE Band 41(2496~2690MHz) Maximum Average Power [dBm]						
ANT_11						
BW [MHz]	**RB Size**	**RB Offset**	**Mod**	**Lowest**	**Middle**	**Highest**
5	1	0	QPSK	24.80	24.86	24.89
5	1	12		24.82	24.98	24.98
5	1	24		24.85	24.95	25.04
5	12	0		23.90	23.88	23.93
5	12	6		23.90	23.92	24.02
5	12	11		23.82	23.99	23.95
5	25	0		23.86	23.85	23.99
5	1	0	16-QAM	23.74	23.88	24.04
5	1	12		23.80	23.80	23.96
5	1	24		23.75	23.91	23.99
5	12	0		22.90	22.89	22.99
5	12	6		22.97	22.91	23.00
5	12	11		22.81	22.96	22.92
5	25	0		22.87	22.90	23.02
10	1	0	QPSK	24.76	24.97	24.80
10	1	24		24.86	24.89	24.92
10	1	49		24.71	24.82	24.98
10	25	0		23.82	23.87	23.79
10	25	12		23.90	23.90	24.01
10	25	24		23.87	23.96	24.08
10	50	0		23.86	23.89	23.99
10	1	0	16-QAM	23.81	23.78	23.86
10	1	24		23.96	23.98	23.87
10	1	49		23.88	23.80	23.80
10	25	0		22.84	22.82	22.89
10	25	12		22.90	22.90	23.05
10	25	24		22.81	22.97	23.05
10	50	0		22.91	22.92	22.95

LTE Band 41(2496~2690MHz) Maximum Average Power [dBm]						
ANT_11						
BW [MHz]	**RB Size**	**RB Offset**	**Mod**	**Lowest**	**Middle**	**Highest**
15	1	0	QPSK	24.82	24.80	24.83
15	1	37		24.84	24.93	24.87
15	1	74		24.77	24.85	24.93
15	36	0		23.84	23.78	23.86
15	36	18		23.89	23.89	23.92
15	36	39		23.82	23.79	23.87
15	75	0		23.85	23.80	23.89
15	1	0	16-QAM	23.80	23.83	24.00
15	1	38		23.85	24.05	23.81
15	1	75		23.96	23.71	23.95
15	36	0		23.81	23.79	23.87
15	36	18		22.96	22.91	22.94
15	36	39		23.81	23.78	23.84
15	75	0		22.93	22.79	22.85
20	1	0	QPSK	24.81	24.94	24.85
20	1	49		24.89	24.98	24.91
20	1	99		24.84	24.87	24.88
20	50	0		23.81	23.87	23.88
20	50	24		23.95	23.95	23.98
20	50	49		23.92	23.94	24.00
20	100	0		23.86	23.89	23.91
20	1	0	16-QAM	23.69	23.94	23.75
20	1	49		23.82	23.95	23.83
20	1	99		23.79	23.95	23.92
20	50	0		22.86	22.84	22.84
20	50	24		22.97	22.94	22.96
20	50	49		22.89	22.97	22.96
20	100	0		22.92	22.82	22.94

LTE Band 41(2496~2690MHz) Maximum Average Power [dBm]						
ANT_8						
BW [MHz]	**RB Size**	**RB Offset**	**Mod**	**Lowest**	**Middle**	**Highest**
5	1	0	QPSK	24.50	24.48	24.51
5	1	12		24.54	24.54	24.65
5	1	24		24.55	24.46	24.54
5	12	0		23.50	23.45	23.48
5	12	6		23.50	23.45	23.58
5	12	11		23.51	23.50	23.51
5	25	0		23.49	23.43	23.48
5	1	0	16-QAM	23.49	23.40	23.46
5	1	12		23.43	23.60	23.49
5	1	24		23.57	23.47	23.37
5	12	0		22.56	22.42	22.47
5	12	6		22.50	22.48	22.61
5	12	11		22.53	22.50	22.49
5	25	0		22.55	22.50	22.54
10	1	0	QPSK	24.51	24.40	24.40
10	1	24		24.45	24.46	24.50
10	1	49		24.52	24.38	24.48
10	25	0		23.48	23.45	23.43
10	25	12		23.56	23.47	23.52
10	25	24		23.52	23.53	23.54
10	50	0		23.56	23.44	23.58
10	1	0	16-QAM	23.53	23.52	23.49
10	1	24		23.45	23.51	23.32
10	1	49		23.54	23.43	23.51
10	25	0		22.45	22.41	22.46
10	25	12		22.59	22.43	22.55
10	25	24		22.63	22.56	22.54
10	50	0		22.51	22.51	22.46

LTE Band 41(2496~2690MHz) Maximum Average Power [dBm]						
ANT_8						
BW [MHz]	**RB Size**	**RB Offset**	**Mod**	**Lowest**	**Middle**	**Highest**
15	1	0	QPSK	24.49	24.40	24.51
15	1	37		24.47	24.46	24.48
15	1	74		24.37	24.41	24.45
15	36	0		23.46	23.37	23.38
15	36	18		23.58	23.44	23.46
15	36	39		23.44	23.37	23.40
15	75	0		23.46	23.34	23.37
15	1	0	16-QAM	23.45	23.42	23.33
15	1	38		23.63	23.44	23.44
15	1	75		23.49	23.41	23.61
15	36	0		23.46	23.40	23.37
15	36	18		22.56	22.44	22.50
15	36	39		23.44	23.37	23.39
15	75	0		22.56	22.36	22.50
20	1	0	QPSK	24.49	24.34	24.31
20	1	49		24.57	24.51	24.52
20	1	99		24.51	24.38	24.43
20	50	0		23.50	23.44	23.40
20	50	24		23.56	23.49	23.45
20	50	49		23.53	23.50	23.53
20	100	0		23.51	23.42	23.42
20	1	0	16-QAM	23.59	23.28	23.33
20	1	49		23.63	23.59	23.38
20	1	99		23.61	23.51	23.52
20	50	0		22.48	22.44	22.42
20	50	24		22.57	22.47	22.50
20	50	49		22.52	22.49	22.56
20	100	0		22.46	22.41	22.54

LTE Band 41(2496~2690MHz) Maximum Average Power [dBm]						
ANT_9						
BW [MHz]	**RB Size**	**RB Offset**	**Mod**	**Lowest**	**Middle**	**Highest**
5	1	0	QPSK	24.82	24.83	24.79
5	1	12		24.96	24.81	24.90
5	1	24		24.83	24.80	24.74
5	12	0		23.84	23.82	23.84
5	12	6		23.80	23.84	23.81
5	12	11		23.70	23.69	23.76
5	25	0		23.79	23.80	23.83
5	1	0	16-QAM	23.92	23.69	23.59
5	1	12		24.02	23.83	23.76
5	1	24		23.88	23.65	23.75
5	12	0		22.84	22.83	22.79
5	12	6		22.93	22.85	22.91
5	12	11		22.73	22.68	22.80
5	25	0		22.78	22.83	22.87
10	1	0	QPSK	24.85	24.79	24.83
10	1	24		24.81	24.81	24.97
10	1	49		24.70	24.88	24.81
10	25	0		23.84	23.74	23.73
10	25	12		23.68	23.79	23.83
10	25	24		23.73	23.70	23.80
10	50	0		23.79	23.82	23.88
10	1	0	16-QAM	23.83	23.80	23.86
10	1	24		23.88	23.79	23.75
10	1	49		23.91	23.84	23.78
10	25	0		22.95	22.89	22.87
10	25	12		22.83	22.72	22.80
10	25	24		22.78	22.89	22.91
10	50	0		22.70	22.85	22.86

LTE Band 41(2496~2690MHz) Maximum Average Power [dBm]						
ANT_9						
BW [MHz]	**RB Size**	**RB Offset**	**Mod**	**Lowest**	**Middle**	**Highest**
15	1	0	QPSK	24.85	24.76	24.78
15	1	37		24.87	24.81	24.76
15	1	74		24.93	24.83	24.84
15	36	0		23.80	23.86	23.85
15	36	18		23.79	23.85	23.80
15	36	39		23.82	23.74	23.78
15	75	0		23.89	23.88	23.77
15	1	0	16-QAM	23.80	23.76	23.76
15	1	38		23.74	23.87	23.88
15	1	75		23.72	23.69	23.82
15	36	0		22.80	22.83	22.80
15	36	18		22.82	22.90	22.87
15	36	39		22.83	22.75	22.76
15	75	0		22.76	22.89	22.77
20	1	0	QPSK	24.79	24.84	24.78
20	1	49		24.89	24.88	24.86
20	1	99		24.80	24.84	24.87
20	50	0		23.89	23.93	23.82
20	50	24		23.83	23.91	23.92
20	50	49		23.83	23.90	23.95
20	100	0		23.78	23.84	23.89
20	1	0	16-QAM	23.81	23.65	23.69
20	1	49		23.79	23.97	23.92
20	1	99		23.73	23.90	23.83
20	50	0		22.82	22.85	22.77
20	50	24		22.88	22.95	22.99
20	50	49		22.83	22.82	22.90
20	100	0		22.85	22.95	22.88

LTE Band 41(2496~2690MHz) Maximum Average Power [dBm]						
ANT_1						
BW [MHz]	**RB Size**	**RB Offset**	**Mod**	**Lowest**	**Middle**	**Highest**
5	1	0	QPSK	23.29	23.30	23.49
5	1	12		23.35	23.36	23.63
5	1	24		23.38	23.27	23.58
5	12	0		22.30	22.33	22.60
5	12	6		22.37	22.29	22.66
5	12	11		22.25	22.22	22.57
5	25	0		22.30	22.26	22.61
5	1	0	16-QAM	22.32	22.31	22.50
5	1	12		22.34	22.38	22.47
5	1	24		22.41	22.36	22.40
5	12	0		21.39	21.40	21.58
5	12	6		21.45	21.39	21.54
5	12	11		21.32	21.32	21.65
5	25	0		21.36	21.32	21.60
10	1	0	QPSK	23.26	23.30	23.41
10	1	24		23.36	23.32	23.55
10	1	49		23.38	23.29	23.50
10	25	0		22.32	22.37	22.51
10	25	12		22.39	22.32	22.59
10	25	24		22.23	22.30	22.68
10	50	0		22.25	22.38	22.60
10	1	0	16-QAM	22.41	22.49	22.51
10	1	24		22.32	22.52	22.69
10	1	49		22.27	22.39	22.39
10	25	0		21.30	21.37	21.56
10	25	12		21.31	21.41	21.67
10	25	24		21.41	21.39	21.75
10	50	0		21.21	21.38	21.68

LTE Band 41(2496~2690MHz) Maximum Average Power [dBm]						
ANT_1						
BW [MHz]	**RB Size**	**RB Offset**	**Mod**	**Lowest**	**Middle**	**Highest**
15	1	0	QPSK	23.25	23.15	23.43
15	1	37		23.37	23.27	23.54
15	1	74		23.42	23.28	23.50
15	36	0		22.42	22.38	22.47
15	36	18		22.41	22.39	22.62
15	36	39		22.42	22.21	22.57
15	75	0		22.48	22.22	22.61
15	1	0	16-QAM	22.23	22.38	22.38
15	1	38		22.30	22.30	22.51
15	1	75		22.58	22.41	22.64
15	36	0		21.29	21.40	21.50
15	36	18		21.38	21.39	21.61
15	36	39		21.25	21.30	21.62
15	75	0		21.27	21.42	21.54
20	1	0	QPSK	23.33	23.32	23.29
20	1	49		23.41	23.29	23.49
20	1	99		23.41	23.35	23.60
20	50	0		22.34	22.32	22.45
20	50	24		22.37	22.33	22.51
20	50	49		22.43	22.34	22.61
20	100	0		22.29	22.34	22.50
20	1	0	16-QAM	22.40	22.19	22.31
20	1	49		22.30	22.44	22.50
20	1	99		22.17	22.36	22.59
20	50	0		21.33	21.28	21.34
20	50	24		21.32	21.36	21.55
20	50	49		21.37	21.32	21.66
20	100	0		21.35	21.31	21.55

LTE Band 66 Maximum Average Power [dBm]						
ANT_11						
BW [MHz]	**RB Size**	**RB Offset**	**Mod**	**Lowest**	**Middle**	**Highest**
1.4	1	0	QPSK	24.92	24.78	24.73
1.4	1	2		25.02	24.93	24.84
1.4	1	5		24.88	24.75	24.78
1.4	3	0		23.95	23.84	23.88
1.4	3	1		23.86	23.91	23.87
1.4	3	2		23.85	23.85	23.76
1.4	6	0		23.87	23.89	23.84
1.4	1	0	16-QAM	23.99	23.82	23.98
1.4	1	2		24.02	23.88	23.88
1.4	1	5		23.93	23.85	23.82
1.4	3	0		22.95	22.95	22.91
1.4	3	1		22.91	22.87	22.83
1.4	3	2		22.94	22.84	22.89
1.4	6	0		22.86	22.85	22.88
3	1	0	QPSK	24.96	24.76	24.73
3	1	7		25.10	24.96	24.95
3	1	14		24.97	24.92	24.87
3	8	0		24.05	23.88	23.88
3	8	4		24.07	23.96	24.01
3	8	7		24.07	23.97	23.96
3	15	0		24.05	23.95	23.88
3	1	0	16-QAM	23.90	23.73	23.86
3	1	7		24.29	23.93	23.84
3	1	14		24.00	23.89	23.92
3	8	0		23.02	22.89	22.81
3	8	4		23.12	23.00	23.01
3	8	7		23.11	23.06	22.97
3	15	0		23.01	22.95	22.86

LTE Band 66 Maximum Average Power [dBm]						
ANT_11						
BW [MHz]	**RB Size**	**RB Offset**	**Mod**	**Lowest**	**Middle**	**Highest**
5	1	0	QPSK	24.95	24.88	24.86
5	1	12		25.07	25.10	25.06
5	1	24		25.00	24.93	24.89
5	12	0		24.05	23.90	23.86
5	12	6		24.11	24.04	24.00
5	12	11		24.12	24.00	23.99
5	25	0		24.03	23.98	23.94
5	1	0	16-QAM	23.89	24.09	23.91
5	1	12		24.02	23.98	23.92
5	1	24		24.07	24.02	24.00
5	12	0		23.02	22.90	22.84
5	12	6		23.12	23.06	23.00
5	12	11		23.09	23.08	22.95
5	25	0		23.07	22.98	23.01
10	1	0	QPSK	24.80	24.96	24.92
10	1	24		25.01	24.98	24.86
10	1	49		25.00	24.89	24.91
10	25	0		23.99	23.93	23.90
10	25	12		24.06	23.94	24.02
10	25	24		24.07	23.97	23.97
10	50	0		24.02	24.00	23.96
10	1	0	16-QAM	23.88	23.99	23.76
10	1	24		24.02	23.89	23.96
10	1	49		24.05	23.92	23.92
10	25	0		23.09	22.93	22.96
10	25	12		23.10	22.96	23.03
10	25	24		23.11	23.00	23.01
10	50	0		23.00	23.00	23.03

LTE Band 66 Maximum Average Power [dBm]						
ANT_11						
BW [MHz]	**RB Size**	**RB Offset**	**Mod**	**Lowest**	**Middle**	**Highest**
15	1	0	QPSK	24.97	24.89	24.81
15	1	37		24.93	24.94	24.82
15	1	74		24.92	24.83	24.81
15	36	0		24.00	23.91	23.90
15	36	18		24.01	23.92	23.95
15	36	39		24.01	23.93	23.89
15	75	0		23.99	23.93	23.88
15	1	0	16-QAM	23.74	23.85	23.85
15	1	38		23.99	23.90	23.95
15	1	75		24.01	23.84	23.84
15	36	0		23.01	22.93	22.90
15	36	18		23.05	22.88	22.95
15	36	39		23.00	22.95	22.93
15	75	0		23.01	22.89	22.91
20	1	0	QPSK	24.93	24.86	24.86
20	1	49		24.94	24.85	24.89
20	1	99		24.82	24.94	24.87
20	50	0		23.97	23.89	23.88
20	50	24		24.07	23.99	23.93
20	50	49		24.03	23.96	23.92
20	100	0		23.96	23.97	23.93
20	1	0	16-QAM	23.86	23.87	23.91
20	1	49		23.86	23.88	24.01
20	1	99		23.75	23.82	23.93
20	50	0		23.00	22.90	22.88
20	50	24		23.07	23.00	22.92
20	50	49		23.03	22.95	22.92
20	100	0		23.01	23.04	22.85

LTE Band 66 Maximum Average Power [dBm]						
ANT_8						
BW [MHz]	**RB Size**	**RB Offset**	**Mod**	**Lowest**	**Middle**	**Highest**
1.4	1	0	QPSK	24.35	24.48	23.64
1.4	1	2		24.43	24.47	23.63
1.4	1	5		24.45	24.35	23.60
1.4	3	0		24.35	24.49	23.64
1.4	3	1		24.34	24.65	23.61
1.4	3	2		24.45	24.53	23.66
1.4	6	0		23.47	23.62	22.31
1.4	1	0	16-QAM	23.45	23.40	23.57
1.4	1	2		23.39	23.57	23.43
1.4	1	5		23.56	23.38	23.46
1.4	3	0		22.54	22.52	22.54
1.4	3	1		22.47	22.54	22.59
1.4	3	2		22.60	22.49	22.52
1.4	6	0		22.51	22.67	22.55
3	1	0	QPSK	24.32	24.49	24.25
3	1	7		24.39	24.65	24.48
3	1	14		24.50	24.51	24.33
3	8	0		23.44	23.56	23.46
3	8	4		23.50	23.79	23.42
3	8	7		23.53	23.73	23.48
3	15	0		23.40	23.63	23.42
3	1	0	16-QAM	23.45	23.46	23.44
3	1	7		23.51	23.54	23.39
3	1	14		23.54	23.56	23.42
3	8	0		22.47	22.60	22.43
3	8	4		22.57	22.62	22.37
3	8	7		22.52	22.72	22.32
3	15	0		22.53	22.72	22.30

LTE Band 66 Maximum Average Power [dBm]						
ANT_8						
BW [MHz]	**RB Size**	**RB Offset**	**Mod**	**Lowest**	**Middle**	**Highest**
5	1	0	QPSK	24.40	24.50	24.42
5	1	12		24.53	24.58	24.36
5	1	24		24.44	24.46	24.37
5	12	0		23.46	23.60	23.59
5	12	6		23.50	23.72	23.45
5	12	11		23.55	23.74	23.47
5	25	0		23.45	23.68	23.42
5	1	0	16-QAM	23.43	23.52	23.36
5	1	12		23.54	23.69	23.42
5	1	24		23.53	23.50	23.31
5	12	0		22.49	22.56	22.43
5	12	6		22.52	22.66	22.29
5	12	11		22.61	22.47	22.31
5	25	0		22.50	22.61	22.26
10	1	0	QPSK	24.35	24.54	24.51
10	1	24		24.42	24.63	24.63
10	1	49		24.46	24.43	24.28
10	25	0		23.47	23.67	23.59
10	25	12		23.40	23.63	23.46
10	25	24		23.51	23.61	23.40
10	50	0		23.45	23.50	23.49
10	1	0	16-QAM	23.23	23.71	23.51
10	1	24		23.53	23.54	23.58
10	1	49		23.58	23.46	23.45
10	25	0		22.55	22.57	22.60
10	25	12		22.58	22.61	22.66
10	25	24		22.59	22.55	22.49
10	50	0		22.46	22.45	22.50

LTE Band 66 Maximum Average Power [dBm]						
ANT_8						
BW [MHz]	**RB Size**	**RB Offset**	**Mod**	**Lowest**	**Middle**	**Highest**
15	1	0	QPSK	24.45	24.62	24.49
15	1	37		24.32	24.63	24.63
15	1	74		24.47	24.48	24.29
15	36	0		23.37	23.51	23.39
15	36	18		23.31	23.63	23.61
15	36	39		23.45	23.53	23.38
15	75	0		23.36	23.41	23.44
15	1	0	16-QAM	23.45	23.49	23.54
15	1	38		23.33	23.34	23.70
15	1	75		23.45	23.42	23.40
15	36	0		22.50	22.58	22.34
15	36	18		22.35	22.63	22.67
15	36	39		22.43	22.57	22.32
15	75	0		22.43	22.56	22.46
20	1	0	QPSK	24.45	24.42	24.61
20	1	49		24.42	24.64	24.51
20	1	99		24.69	24.54	24.44
20	50	0		23.46	23.64	23.55
20	50	24		23.41	23.73	23.62
20	50	49		23.64	23.56	23.61
20	100	0		23.45	23.59	23.39
20	1	0	16-QAM	23.50	23.61	23.41
20	1	49		23.40	23.62	23.52
20	1	99		23.67	23.60	23.40
20	50	0		22.49	22.62	22.46
20	50	24		22.47	22.64	22.55
20	50	49		22.69	22.55	22.34
20	100	0		22.53	22.44	22.48

NR Conducted Powers

1. For 5G NR SAR testing, due to test setup limitations, SAR testing for NR was performed usingfactory test mode software to establish the connection and perform SAR with 100% transmission.

The DFT-s-OFDM and CP-OFDM waveforms were investigated, and DFT-s-OFDM was found to be the worst case.

The worst-case scenario for all measurements is based on an engineering evaluation and QPSK was observed as the worst one and set for all conducted and radiated. Output power measurements were measured on QPSK, 16QAM, 64QAM, 256QAM, and BPSK, modulations.

2. According to April 2015 TCB workshop, SAR test exclusion can be applied for testing overlapping 5G NR(FR1) bands as follows:

c) The maximum output power, including tolerance, for the smaller band must be s the larger band toqualify for the SAR test exclusion.

d) The channel bandwidth and other operating parameters for the smaller band must be fully supported by the larger band.

. NR Band n2 (1850-1910 MHz) is covered by NR Band n25(1850-1915 MHz)

Maximum bandwidth does not support at least three non-overlapping channels in certain channel bandwwidths. When a device supports overlapping channel assignment in a channel bandwidth configuration, the middle channel of the group of overlapping channels should be selected for testing per KDB 941225 D05 SAR for LTE Devices.

101, Building B, Zhuoke Science Park, No. 190 Chongqing Road, Zhancheng Shequ, Fuhai Sub-District, Bao'an District, Shenzhen, Guangdong, China
Tel: +86-755 3688 6288 Fax: +86-755 3688 6277 Http://www.stsapp.com E-mail:sts@stsapp.com

N2 ANT 11		Conducted Power(dBm)					
SCS 15kHz							
Bandwidth	Modulation	RB size	RB offset	372000	376000	380000	Tune up
				1860.0MHz	1880.0MHz	1900.0MHz	
20MHz	DFT-s-OFDM PI/2 BPSK	1	1	24.20	24.27	24.15	24.0±1.0
		1	53	24.39	24.45	24.36	
		1	104	24.35	24.47	24.34	
		50	0	23.96	24.09	23.99	24.0±1.0
		50	28	24.39	24.45	24.31	
		50	56	24.01	24.05	24.02	
		100	0	23.99	23.92	23.86	23.5±1.0
	DFT-s-OFDM QPSK	1	1	24.39	24.58	24.50	24.0±1.0
		1	53	24.32	24.43	24.35	
		1	104	24.31	24.38	24.29	
		50	0	23.32	23.25	23.30	24.0±1.0
		50	28	24.23	24.32	24.26	
		50	56	23.22	23.34	23.31	
		100	0	23.65	23.59	23.52	23.0±1.0
	DFT-s-OFDM 16QAM	1	1	23.36	23.25	23.22	23.0±1.0
	DFT-s-OFDM 64QAM	1	1	21.45	21.57	21.30	21.0±1.0
	DFT-s-OFDM 256QAM	1	1	19.88	19.84	19.81	19.5±1.0
	CP-OFDM QPSK	1	1	22.85	23.03	22.90	22.5±1.0
	CP-OFDM 16QAM	1	1	22.48	22.29	22.20	22.0±1.0
	CP-OFDM 64QAM	1	1	20.68	20.84	20.56	20.5±1.0
	CP-OFDM 256QAM	1	1	17.71	17.85	17.68	17.5±1.0
Bandwidth	Modulation	RB size	RB offset	371500	376000	380500	Tune up
				1857.5MHz	1880.0MHz	1902.5MHz	
15MHz	DFT-s-OFDM QPSK	1	1	24.34	24.40	24.29	24.0±1.0
Bandwidth	Modulation	RB size	RB offset	371000	376000	381000	Tune up
				1855.0MHz	1880.0MHz	1905.0MHz	
10MHz	DFT-s-OFDM QPSK	1	1	24.33	24.25	24.28	24.0±1.0
Bandwidth	Modulation	RB size	RB offset	370500	376000	381500	Tune up
				1852.5MHz	1880.0MHz	1907.5MHz	
5MHz	DFT-s-OFDM QPSK	1	1	24.28	24.25	24.34	24.0±1.0

N2 ANT 8		Conducted Power(dBm)					
SCS 15kHz							
Bandwidth	Modulation	RB size	RB offset	372000	376000	380000	Tune up
				1860.0MHz	1880.0MHz	1900.0MHz	
20MHz	DFT-s-OFDM PI/2 BPSK	1	1	24.07	24.30	24.21	24.0±1.0
		1	53	24.26	24.19	24.17	
		1	104	24.10	24.26	26.17	
		50	0	23.85	23.74	23.79	24.0±1.0
		50	28	24.24	24.21	24.28	
		50	56	23.73	23.80	23.79	
		100	0	23.73	23.85	23.86	23.5±1.0
	DFT-s-OFDM QPSK	1	1	24.26	24.20	24.39	24.0±1.0
		1	53	24.28	24.33	24.30	
		1	104	24.22	24.19	24.27	
		50	0	23.31	23.22	23.25	24.0±1.0
		50	28	24.27	24.20	24.09	
		50	56	23.37	23.41	23.30	
		100	0	23.29	23.42	23.36	23.0±1.0
	DFT-s-OFDM 16QAM	1	1	23.30	23.19	23.23	23.0±1.0
	DFT-s-OFDM 64QAM	1	1	21.41	21.48	21.33	21.0±1.0
	DFT-s-OFDM 256QAM	1	1	19.62	19.78	19.73	19.5±1.0
	CP-OFDM QPSK	1	1	22.84	22.92	22.77	22.5±1.0
	CP-OFDM 16QAM	1	1	22.19	22.19	22.23	22.0±1.0
	CP-OFDM 64QAM	1	1	20.46	20.65	20.42	20.0±1.0
	CP-OFDM 256QAM	1	1	17.57	17.64	17.45	17.0±1.0
Bandwidth	Modulation	RB size	RB offset	371500	376000	380500	Tune up
				1857.5MHz	1880.0MHz	1902.5MHz	
15MHz	DFT-s-OFDM QPSK	1	1	24.28	24.33	24.30	24.0±1.0
Bandwidth	Modulation	RB size	RB offset	371000	376000	381000	Tune up
				1855.0MHz	1880.0MHz	1905.0MHz	
10MHz	DFT-s-OFDM QPSK	1	1	24.21	24.14	24.17	24.0±1.0
Bandwidth	Modulation	RB size	RB offset	370500	376000	381500	Tune up
				1852.5MHz	1880.0MHz	1907.5MHz	
5MHz	DFT-s-OFDM QPSK	1	1	24.24	24.17	24.20	24.0±1.0

N5 ANT 1		Conducted Power(dBm)					
SCS 15kHz							
Bandwidth	Modulation	RB size	RB offset	166800	167300	167800	Tune up
				834.0MHz	836.5MHz	839.0MHz	
20MHz	DFT-s-OFDM PI/2 BPSK	1	1	24.38	24.45	24.37	24.0±1.0
		1	53	24.30	24.44	24.41	
		1	104	24.31	24.37	24.25	
		50	0	23.82	24.00	23.90	24.0±1.0
		50	28	24.40	24.31	24.35	
		50	56	24.02	23.99	24.05	
		100	0	23.92	24.04	23.98	23.5±1.0
	DFT-s-OFDM QPSK	1	1	24.35	24.41	24.40	24.0±1.0
		1	53	24.33	24.46	24.34	
		1	104	24.49	24.52	24.45	
		50	0	23.44	23.50	23.38	24.0±1.0
		50	28	24.35	24.42	24.38	
		50	56	23.54	23.63	23.57	
		100	0	23.50	23.58	23.45	23.0±1.0
	DFT-s-OFDM 16QAM	1	1	23.46	23.35	23.37	23.0±1.0
	DFT-s-OFDM 64QAM	1	1	21.55	21.72	21.38	21.0±1.0
	DFT-s-OFDM 256QAM	1	1	19.94	20.06	19.99	19.5±1.0
	CP-OFDM QPSK	1	1	22.98	23.12	22.95	22.5±1.0
	CP-OFDM 16QAM	1	1	22.56	22.50	22.37	22.0±1.0
	CP-OFDM 64QAM	1	1	20.86	20.87	20.37	20.5±1.0
	CP-OFDM 256QAM	1	1	17.94	17.91	17.79	17.5±1.0
Bandwidth	Modulation	RB size	RB offset	166300	167300	168300	Tune up
				831.5MHz	836.5MHz	841.5MHz	
15MHz	DFT-s-OFDM QPSK	1	1	24.44	24.37	24.38	24.0±1.0
Bandwidth	Modulation	RB size	RB offset	165800	167300	168800	Tune up
				829.0MHz	836.5MHz	844.0MHz	
10MHz	DFT-s-OFDM QPSK	1	1	24.46	24.35	24.37	24.0±1.0
Bandwidth	Modulation	RB size	RB offset	165300	167300	169300	Tune up
				826.5MHz	836.5MHz	846.5MHz	
5MHz	DFT-s-OFDM QPSK	1	1	24.40	24.52	24.45	24.0±1.0

N5 ANT 3		Conducted Power(dBm)					
SCS 15kHz							
Bandwidth	Modulation	RB size	RB offset	166800	167300	167800	Tune up
				834.0MHz	836.5MHz	839.0MHz	
20MHz	DFT-s-OFDM PI/2 BPSK	1	1	23.76	23.85	23.90	23.5±1.0
		1	53	23.92	24.01	24.03	
		1	104	23.86	23.96	23.88	
		50	0	23.36	23.33	23.37	23.5±1.0
		50	28	23.92	23.96	23.85	
		50	56	23.33	23.46	23.44	
		100	0	23.44	23.38	23.52	23.0±1.0
	DFT-s-OFDM QPSK	1	1	24.02	23.99	24.03	23.5±1.0
		1	53	23.95	24.05	23.87	
		1	104	23.88	23.85	23.98	
		50	0	22.87	22.98	22.91	23.5±1.0
		50	28	23.88	23.85	23.81	
		50	56	22.90	22.89	22.92	
		100	0	22.93	22.97	22.87	22.5±1.0
	DFT-s-OFDM 16QAM	1	1	23.05	22.91	22.95	22.5±1.0
	DFT-s-OFDM 64QAM	1	1	21.06	21.25	20.95	21.0±1.0
	DFT-s-OFDM 256QAM	1	1	19.45	19.56	19.48	19.5±1.0
	CP-OFDM QPSK	1	1	22.49	22.66	22.43	22.0±1.0
	CP-OFDM 16QAM	1	1	22.04	21.95	21.86	21.5±1.0
	CP-OFDM 64QAM	1	1	20.33	20.46	20.34	20.0±1.0
	CP-OFDM 256QAM	1	1	17.42	17.40	17.23	17.0±1.0
Bandwidth	Modulation	RB size	RB offset	166300	167300	168300	Tune up
				831.5MHz	836.5MHz	841.5MHz	
15MHz	DFT-s-OFDM QPSK	1	1	23.94	23.84	24.02	23.5±1.0
Bandwidth	Modulation	RB size	RB offset	165800	167300	168800	Tune up
				829.0MHz	836.5MHz	844.0MHz	
10MHz	DFT-s-OFDM QPSK	1	1	24.03	23.91	23.96	23.5±1.0
Bandwidth	Modulation	RB size	RB offset	165300	167300	169300	Tune up
				826.5MHz	836.5MHz	846.5MHz	
5MHz	DFT-s-OFDM QPSK	1	1	23.94	23.97	23.89	23.5±1.0

N7 ANT 11		Conducted Power(dBm)					
SCS 15kHz							
Bandwidth	Modulation	RB size	RB offset	504000	507000	510000	Tune up
				2520.0MHz	2535.0MHz	2550.0MHz	
40MHz	DFT-s-OFDM PI/2 BPSK	1	1	24.29	24.35	24.37	24.0±1.0
		1	108	24.31	24.36	24.33	
		1	214	24.32	24.40	24.33	
		108	0	23.85	23.83	23.79	24.0±1.0
		108	54	24.34	24.38	24.35	
		108	108	23.77	23.88	23.74	
		216	0	23.81	23.87	23.90	23.5±1.0
	DFT-s-OFDM QPSK	1	1	24.47	24.42	24.40	24.0±1.0
		1	108	24.36	24.39	24.31	
		1	214	24.40	24.38	24.42	
		108	0	23.43	23.39	23.42	24.0±1.0
		108	54	24.38	24.30	24.42	
		108	108	23.47	23.50	23.39	
		216	0	23.37	23.53	23.43	23.0±1.0
	DFT-s-OFDM 16QAM	1	1	23.24	23.33	23.22	23.0±1.0
	DFT-s-OFDM 64QAM	1	1	21.80	21.74	21.88	21.5±1.0
	DFT-s-OFDM 256QAM	1	1	19.57	19.51	19.74	19.0±1.0
	CP-OFDM QPSK	1	1	22.85	22.66	22.79	22.5±1.0
	CP-OFDM 16QAM	1	1	22.13	22.25	22.19	22.0±1.0
	CP-OFDM 64QAM	1	1	20.88	20.76	20.95	20.5±1.0
	CP-OFDM 256QAM	1	1	17.84	17.71	18.05	17.5±1.0
Bandwidth	Modulation	RB size	RB offset	503000	507000	511000	Tune up
				2515.0MHz	2535.0MHz	2555.0MHz	
30MHz	DFT-s-OFDM QPSK	1	1	24.24	24.37	24.19	24.0±1.0
Bandwidth	Modulation	RB size	RB offset	502500	507000	511500	Tune up
				2512.5MHz	2535.0MHz	2557.5MHz	
25MHz	DFT-s-OFDM QPSK	1	1	24.34	24.32	24.28	24.0±1.0
Bandwidth	Modulation	RB size	RB offset	502000	507000	512000	Tune up
				2510.0MHz	2535.0MHz	2560.0MHz	
20MHz	DFT-s-OFDM QPSK	1	1	24.30	24.28	24.33	24.0±1.0

Bandwidth	Modulation	RB size	RB offset	501500	507000	512500	Tune up
				2507.5MHz	2535.0MHz	2562.5MHz	
15MHz	DFT-s-OFDM QPSK	1	1	24.31	24.33	24.25	24.0±1.0
Bandwidth	Modulation	RB size	RB offset	500500	507000	513000	Tune up
				2505.0MHz	2535.0MHz	2565.0MHz	
10MHz	DFT-s-OFDM QPSK	1	1	24.43	24.32	24.39	24.0±1.0
Bandwidth	Modulation	RB size	RB offset	500500	507000	513500	Tune up
				2502.5MHz	2535.0MHz	2567.5MHz	
5MHz	DFT-s-OFDM QPSK	1	1	24.36	24.25	24.39	24.0±1.0

N7 ANT 8		Conducted Power(dBm)					
SCS 15kHz							
Bandwidth	Modulation	RB size	RB offset	504000	507000	510000	Tune up
				2520.0MHz	2535.0MHz	2550.0MHz	
40MHz	DFT-s-OFDM PI/2 BPSK	1	1	24.19	24.30	24.15	24.0±1.0
		1	108	24.23	24.33	24.39	
		1	214	24.17	24.26	24.20	
		108	0	23.83	23.80	23.72	24.0±1.0
		108	54	24.26	24.21	24.13	
		108	108	23.79	23.63	23.75	
		216	0	23.82	23.81	23.84	23.5±1.0
	DFT-s-OFDM QPSK	1	1	24.30	24.37	24.21	24.0±1.0
		1	108	24.25	24.20	24.29	
		1	214	24.26	24.20	24.18	
		108	0	23.31	23.20	23.32	24.0±1.0
		108	54	24.28	24.11	24.24	
		108	108	23.24	23.25	23.19	
		216	0	23.41	23.39	23.37	23.0±1.0
	DFT-s-OFDM 16QAM	1	1	23.13	23.02	23.09	22.5±1.0
	DFT-s-OFDM 64QAM	1	1	21.90	21.81	21.98	21.5±1.0
	DFT-s-OFDM 256QAM	1	1	19.76	19.62	19.92	19.0±1.0
	CP-OFDM QPSK	1	1	23.03	22.38	22.56	22.5±1.0
	CP-OFDM 16QAM	1	1	22.49	22.31	22.27	22.0±1.0
	CP-OFDM 64QAM	1	1	20.86	20.60	20.98	20.5±1.0
	CP-OFDM 256QAM	1	1	17.95	17.81	18.10	17.5±1.0
Bandwidth	Modulation	RB size	RB offset	503000	507000	511000	Tune up
				2515.0MHz	2535.0MHz	2555.0MHz	
30MHz	DFT-s-OFDM QPSK	1	1	24.19	24.28	24.17	24.0±1.0
Bandwidth	Modulation	RB size	RB offset	502500	507000	511500	Tune up
				2512.5MHz	2535.0MHz	2557.5MHz	
25MHz	DFT-s-OFDM QPSK	1	1	24.25	24.23	24.29	24.0±1.0
Bandwidth	Modulation	RB size	RB offset	502000	507000	512000	Tune up
				2510.0MHz	2535.0MHz	2560.0MHz	
20MHz	DFT-s-OFDM QPSK	1	1	24.30	24.24	24.22	24.0±1.0

Bandwidth	Modulation	RB size	RB offset	501500	507000	512500	Tune up
				2507.5MHz	2535.0MHz	2562.5MHz	
15MHz	DFT-s-OFDM QPSK	1	1	24.19	24.20	24.26	24.0±1.0
Bandwidth	Modulation	RB size	RB offset	500500	507000	513000	Tune up
				2505.0MHz	2535.0MHz	2565.0MHz	
10MHz	DFT-s-OFDM QPSK	1	1	24.30	24.20	24.25	24.0±1.0
Bandwidth	Modulation	RB size	RB offset	500500	507000	513500	Tune up
				2502.5MHz	2535.0MHz	2567.5MHz	
5MHz	DFT-s-OFDM QPSK	1	1	24.29	24.22	24.30	24.0±1.0

N25 ANT 11		Conducted Power(dBm)					
SCS 15kHz							
Bandwidth	Modulation	RB size	RB offset	372000	376500	381000	Tune up
				1860.0MHz	1882.5MHz	1905.0MHz	
20MHz	DFT-s-OFDM PI/2 BPSK	1	1	24.22	24.38	24.26	24.0±1.0
		1	53	24.38	24.36	24.30	
		1	104	24.41	24.44	24.38	
		50	0	23.80	23.76	23.77	24.0±1.0
		50	28	24.26	24.28	24.13	
		50	56	23.79	23.82	23.81	
		100	0	23.85	23.80	23.91	23.5±1.0
	DFT-s-OFDM QPSK	1	1	24.35	24.45	24.41	24.0±1.0
		1	53	24.40	24.53	24.48	
		1	104	24.38	24.44	24.39	
		50	0	23.45	23.53	23.42	24.0±1.0
		50	28	24.43	24.51	24.38	
		50	56	23.51	23.66	24.46	
		100	0	23.42	23.40	23.53	23.0±1.0
	DFT-s-OFDM 16QAM	1	1	23.42	23.45	23.35	23.0±1.0
	DFT-s-OFDM 64QAM	1	1	21.49	21.72	21.39	21.0±1.0
	DFT-s-OFDM 256QAM	1	1	19.95	19.93	19.83	19.5±1.0
	CP-OFDM QPSK	1	1	22.87	23.10	22.77	22.5±1.0
	CP-OFDM 16QAM	1	1	22.51	22.50	22.34	22.0±1.0
	CP-OFDM 64QAM	1	1	20.91	21.02	20.88	20.5±1.0
	CP-OFDM 256QAM	1	1	17.81	17.89	17.74	17.5±1.0
Bandwidth	Modulation	RB size	RB offset	371500	376500	381500	Tune up
				1857.5MHz	1882.5MHz	1907.5MHz	
15MHz	DFT-s-OFDM QPSK	1	1	24.39	24.30	24.36	24.0±1.0
Bandwidth	Modulation	RB size	RB offset	371000	376500	382000	Tune up
				1855.0MHz	1882.5MHz	1910.0MHz	
10MHz	DFT-s-OFDM QPSK	1	1	24.39	24.33	24.24	24.0±1.0
Bandwidth	Modulation	RB size	RB offset	370500	376500	382500	Tune up
				1852.5MHz	1882.5MHz	1912.5MHz	
5MHz	DFT-s-OFDM QPSK	1	1	24.43	24.39	24.38	24.0±1.0

N25 ANT 8		Conducted Power(dBm)					
SCS 15kHz							
Bandwidth	Modulation	RB size	RB offset	372000	376500	381000	Tune up
				1860.0MHz	1882.5MHz	1905.0MHz	
20MHz	DFT-s-OFDM PI/2 BPSK	1	1	24.29	24.40	24.25	24.0±1.0
		1	53	24.30	24.34	24.41	
		1	104	24.27	24.24	24.32	
		50	0	23.87	23.76	23.80	24.0±1.0
		50	28	24.28	24.35	24.11	
		50	56	23.76	23.70	23.81	
		100	0	23.83	23.97	23.90	23.5±1.0
	DFT-s-OFDM QPSK	1	1	24.32	24.43	24.36	24.0±1.0
		1	53	24.44	24.40	24.35	
		1	104	24.35	24.40	24.30	
		50	0	23.55	23.48	23.51	24.0±1.0
		50	28	24.49	24.42	24.44	
		50	56	23.46	23.48	23.51	
		100	0	23.35	23.42	23.30	23.0±1.0
	DFT-s-OFDM 16QAM	1	1	23.27	23.20	23.15	23.0±1.0
	DFT-s-OFDM 64QAM	1	1	21.38	21.51	21.37	21.0±1.0
	DFT-s-OFDM 256QAM	1	1	19.86	19.83	19.79	19.5±1.0
	CP-OFDM QPSK	1	1	22.99	23.17	22.88	22.5±1.0
	CP-OFDM 16QAM	1	1	22.38	22.34	22.40	22.0±1.0
	CP-OFDM 64QAM	1	1	20.91	20.96	20.82	20.5±1.0
	CP-OFDM 256QAM	1	1	17.84	17.95	17.70	17.5±1.0
Bandwidth	Modulation	RB size	RB offset	371500	376500	381500	Tune up
				1857.5MHz	1882.5MHz	1907.5MHz	
15MHz	DFT-s-OFDM QPSK	1	1	24.31	24.24	24.17	24.0±1.0
Bandwidth	Modulation	RB size	RB offset	371000	376500	382000	Tune up
				1855.0MHz	1882.5MHz	1910.0MHz	
10MHz	DFT-s-OFDM QPSK	1	1	24.44	24.25	24.28	24.0±1.0
Bandwidth	Modulation	RB size	RB offset	370500	376500	382500	Tune up
				1852.5MHz	1882.5MHz	1912.5MHz	
5MHz	DFT-s-OFDM QPSK	1	1	24.38	24.29	24.34	24.0±1.0

N26 ANT 1(Part 22)		Conducted Power(dBm)					
SCS 15kHz							
Bandwidth	Modulation	RB size	RB offset	166800	167300	167800	Tune up
				834.0MHz	836.5MHz	839.0MHz	
20MHz	DFT-s-OFDM PI/2 BPSK	1	1	24.32	24.40	24.36	24.0±1.0
		1	53	24.31	24.39	24.38	
		1	104	24.43	24.40	24.37	
		50	0	23.91	23.97	23.85	24.0±1.0
		50	28	24.37	24.43	24.40	
		50	56	23.94	23.99	23.90	
		100	0	23.90	23.95	23.88	23.5±1.0
	DFT-s-OFDM QPSK	1	1	24.42	24.49	24.40	24.0±1.0
		1	53	24.48	24.35	24.34	
		1	104	24.46	24.40	24.36	
		50	0	23.46	23.52	23.47	24.0±1.0
		50	28	24.49	24.51	24.47	
		50	56	23.50	23.51	23.47	
		100	0	23.57	23.48	23.50	23.0±1.0
	DFT-s-OFDM 16QAM	1	1	23.53	23.40	23.45	23.0±1.0
	DFT-s-OFDM 64QAM	1	1	21.97	21.84	21.91	21.5±1.0
	DFT-s-OFDM 256QAM	1	1	19.77	19.89	19.78	19.5±1.0
	CP-OFDM QPSK	1	1	22.95	23.11	22.82	22.5±1.0
	CP-OFDM 16QAM	1	1	22.56	22.56	22.25	22.0±1.0
	CP-OFDM 64QAM	1	1	20.99	20.73	20.87	20.5±1.0
	CP-OFDM 256QAM	1	1	17.71	18.05	17.88	17.5±1.0
Bandwidth	Modulation	RB size	RB offset	166300	167300	168300	Tune up
				831.5MHz	836.5MHz	841.5MHz	
15MHz	DFT-s-OFDM QPSK	1	1	24.37	24.45	24.48	24.0±1.0
Bandwidth	Modulation	RB size	RB offset	165800	167300	168800	Tune up
				829.0MHz	836.5MHz	844.0MHz	
10MHz	DFT-s-OFDM QPSK	1	1	24.44	24.38	24.32	24.0±1.0
Bandwidth	Modulation	RB size	RB offset	165300	167300	169300	Tune up
				826.5MHz	836.5MHz	846.5MHz	
5MHz	DFT-s-OFDM QPSK	1	1	24.47	24.36	24.42	24.0±1.0

N26 ANT 1(Part 90)		Conducted Power(dBm)					
SCS 15kHz							
Bandwidth	Modulation	RB size	RB offset	/	163800	/	Tune up
				/	819.0MHz	/	
10MHz	DFT-s-OFDM PI/2 BPSK	1	1	/	24.47	/	24.0±1.0
		1	26	/	24.53	/	
		1	50	/	24.51	/	
		25	1	/	24.08	/	24.0±1.0
		25	12	/	24.50	/	
		25	25	/	24.03	/	
		50	0	/	24.01	/	23.5±1.0
	DFT-s-OFDM QPSK	1	1	/	24.59	/	24.0±1.0
		1	26	/	24.50	/	
		1	50	/	24.47	/	
		25	1	/	23.54	/	24.0±1.0
		25	12	/	24.50	/	
		25	25	/	23.45	/	
		50	0	/	23.44	/	23.0±1.0
	DFT-s-OFDM 16QAM	1	1	/	23.30	/	23.0±1.0
	DFT-s-OFDM 64QAM	1	1	/	21.30	/	21.5±1.0
	DFT-s-OFDM 256QAM	1	1	/	19.28	/	19.5±1.0
	CP-OFDM QPSK	1	1	/	22.87	/	22.5±1.0
	CP-OFDM 16QAM	1	1	/	22.29	/	22.0±1.0
	CP-OFDM 64QAM	1	1	/	20.18	/	19.5±1.0
	CP-OFDM 256QAM	1	1	/	17.46	/	17.0±1.0
Bandwidth	Modulation	RB size	RB offset	163300	163800	164300	Tune up
				816.5MHz	819.0MHz	821.5MHz	
5MHz	DFT-s-OFDM QPSK	1	1	24.51	24.42	24.46	24.0±1.0

N26 ANT 3(Part 22)		Conducted Power(dBm)					
SCS 15kHz							
Bandwidth	Modulation	RB size	RB offset	166800	167300	167800	Tune up
				834.0MHz	836.5MHz	839.0MHz	
20MHz	DFT-s-OFDM PI/2 BPSK	1	1	23.96	23.91	23.89	23.5±1.0
		1	53	23.92	23.93	23.90	
		1	104	23.80	23.83	23.78	
		50	0	23.28	23.32	23.38	23.5±1.0
		50	28	23.90	23.82	23.91	
		50	56	23.17	23.21	23.20	
		100	0	23.28	23.36	23.22	23.0±1.0
	DFT-s-OFDM QPSK	1	1	24.05	23.98	23.93	23.5±1.0
		1	53	23.90	23.82	23.96	
		1	104	23.92	23.88	23.76	
		50	0	22.89	22.93	22.96	23.5±1.0
		50	28	23.91	23.88	23.95	
		50	56	22.97	22.94	22.90	
		100	0	22.89	22.93	22.91	22.5±1.0
	DFT-s-OFDM 16QAM	1	1	23.04	23.03	22.85	22.5±1.0
	DFT-s-OFDM 64QAM	1	1	21.45	21.34	21.46	21.0±1.0
	DFT-s-OFDM 256QAM	1	1	19.12	19.33	19.19	19.0±1.0
	CP-OFDM QPSK	1	1	22.57	22.79	22.66	22.5±1.0
	CP-OFDM 16QAM	1	1	22.15	22.08	21.89	21.5±1.0
	CP-OFDM 64QAM	1	1	20.59	20.25	20.36	20.0±1.0
	CP-OFDM 256QAM	1	1	17.76	17.82	17.70	17.5±1.0
Bandwidth	Modulation	RB size	RB offset	166300	167300	168300	Tune up
				831.5MHz	836.5MHz	841.5MHz	
15MHz	DFT-s-OFDM QPSK	1	1	23.82	23.90	23.79	23.5±1.0
Bandwidth	Modulation	RB size	RB offset	165800	167300	168800	Tune up
				829.0MHz	836.5MHz	844.0MHz	
10MHz	DFT-s-OFDM QPSK	1	1	23.96	23.89	23.84	23.5±1.0
Bandwidth	Modulation	RB size	RB offset	165300	167300	169300	Tune up
				826.5MHz	836.5MHz	846.5MHz	
5MHz	DFT-s-OFDM QPSK	1	1	23.91	23.85	23.92	23.5±1.0

N26 ANT 3(Part 90)		Conducted Power(dBm)					
SCS 15kHz							
Bandwidth	Modulation	RB size	RB offset	/	163800	/	Tune up
				/	819.0MHz	/	
10MHz	DFT-s-OFDM PI/2 BPSK	1	1	/	24.02	/	23.5±1.0
		1	26	/	23.95	/	
		1	50	/	23.91	/	
		25	1	/	23.35	/	23.5±1.0
		25	12	/	23.82	/	
		25	25	/	23.26	/	
		50	0	/	23.27	/	23.0±1.0
	DFT-s-OFDM QPSK	1	1	/	23.99	/	23.5±1.0
		1	26	/	24.07	/	
		1	50	/	23.91	/	
		25	1	/	22.93	/	23.5±1.0
		25	12	/	23.89	/	
		25	25	/	22.90	/	
		50	0	/	22.89	/	22.5±1.0
	DFT-s-OFDM 16QAM	1	1	/	22.58	/	22.0±1.0
	DFT-s-OFDM 64QAM	1	1	/	20.89	/	20.5±1.0
	DFT-s-OFDM 256QAM	1	1	/	18.81	/	18.5±1.0
	CP-OFDM QPSK	1	1	/	21.84	/	21.5±1.0
	CP-OFDM 16QAM	1	1	/	21.74	/	21.0±1.0
	CP-OFDM 64QAM	1	1	/	19.63	/	19.0±1.0
	CP-OFDM 256QAM	1	1	/	16.87	/	16.5±1.0
Bandwidth	Modulation	RB size	RB offset	163300	163800	164300	Tune up
				816.5MHz	819.0MHz	821.5MHz	
5MHz	DFT-s-OFDM QPSK	1	1	23.86	23.91	23.80	23.5±1.0

N41 ANT 9		Conducted Power(dBm)					
SCS 30kHz							
Bandwidth	Modulation	RB size	RB offset	509202	518598	528000	Tune up
				2546.01 MHz	2592.99 MHz	2640.00 MHz	
100MHz	DFT-s-OFDM PI/2 BPSK	1	1	26.78	26.74	26.69	26.5±1.0
		1	137	26.88	26.81	26.83	
		1	271	26.77	26.75	26.81	
		135	0	26.22	26.34	26.30	26.5±1.0
		135	69	26.86	26.72	26.79	
		135	138	26.29	26.21	26.30	
		270	0	26.30	26.27	26.14	26.0±1.0
	DFT-s-OFDM QPSK	1	1	26.84	26.99	26.81	26.5±1.0
		1	137	26.83	26.92	26.75	
		1	271	26.76	26.75	26.70	
		135	0	25.92	25.84	25.91	26.5±1.0
		135	69	26.91	26.85	26.76	
		135	138	25.80	25.83	25.79	
		270	0	25.85	25.76	25.79	25.5±1.0
	DFT-s-OFDM 16QAM	1	1	25.93	25.88	25.87	25.5±1.0
	DFT-s-OFDM 64QAM	1	1	24.22	24.24	24.08	24.0±1.0
	DFT-s-OFDM 256QAM	1	1	22.27	21.86	22.37	22.0±1.0
	CP-OFDM QPSK	1	1	25.25	25.23	25.30	25.0±1.0
	CP-OFDM 16QAM	1	1	24.67	24.49	24.67	24.0±1.0
	CP-OFDM 64QAM	1	1	23.15	23.32	23.27	23.0±1.0
	CP-OFDM 256QAM	1	1	20.33	20.28	20.43	20.0±1.0
Bandwidth	Modulation	RB size	RB offset	508200	518598	528996	Tune up
				2541.00 MHz	2592.99 MHz	2644.98 MHz	
90MHz	DFT-s-OFDM QPSK	1	1	26.97	27.06	26.95	26.5±1.0
Bandwidth	Modulation	RB size	RB offset	507204	518598	529998	Tune up
				2536.02 MHz	2592.99 MHz	2649.99 MHz	
80MHz	DFT-s-OFDM QPSK	1	1	26.78	26.76	26.86	26.5±1.0

Bandwidth	Modulation	RB size	RB offset	506202	518598	531000	Tune up
				2531.01 MHz	2592.99 MHz	2655.00 MHz	
70MHz	DFT-s-OFDM QPSK	1	1	26.86	26.96	27.02	26.5±1.0
Bandwidth	Modulation	RB size	RB offset	505200	518598	531996	Tune up
				2526.00 MHz	2592.99 MHz	2659.98 MHz	
60MHz	DFT-s-OFDM QPSK	1	1	26.70	26.95	26.85	26.5±1.0
Bandwidth	Modulation	RB size	RB offset	504204	518598	532998	Tune up
				2521.02 MHz	2592.99 MHz	2664.99 MHz	
50MHz	DFT-s-OFDM QPSK	1	1	27.01	26.96	26.86	26.5±1.0
Bandwidth	Modulation	RB size	RB offset	503202	518598	534000	Tune up
				2516.01 MHz	2592.99 MHz	2670.00 MHz	
40MHz	DFT-s-OFDM QPSK	1	1	26.70	26.82	26.74	26.5±1.0
Bandwidth	Modulation	RB size	RB offset	502200	518598	534996	Tune up
				2511.00 MHz	2592.99 MHz	2674.98 MHz	
30MHz	DFT-s-OFDM QPSK	1	1	26.79	27.04	26.92	26.5±1.0
Bandwidth	Modulation	RB size	RB offset	501204	518598	535998	Tune up
				2506.02 MHz	2592.99 MHz	2679.99 MHz	
20MHz	DFT-s-OFDM QPSK	1	1	27.07	26.90	27.04	26.5±1.0

N41 ANT 1		Conducted Power(dBm)					
SCS 30kHz							
Bandwidth	Modulation	RB size	RB offset	509202	518598	528000	Tune up
				2546.01 MHz	2592.99 MHz	2640.00 MHz	
100MHz	DFT-s-OFDM PI/2 BPSK	1	1	25.39	25.56	25.48	25.0±1.0
		1	137	25.52	25.44	25.49	
		1	271	25.40	25.36	25.33	
		135	0	24.90	24.85	24.89	25.0±1.0
		135	69	25.41	25.33	25.34	
		135	138	24.89	24.85	24.90	
		270	0	24.91	24.85	24.87	24.5±1.0
	DFT-s-OFDM QPSK	1	1	25.51	25.48	25.54	25.0±1.0
		1	137	25.43	25.47	25.49	
		1	271	25.49	25.34	25.40	
		135	0	24.47	24.40	24.60	25.0±1.0
		135	69	25.43	25.36	25.51	
		135	138	24.49	24.55	24.48	
		270	0	24.53	24.59	24.40	24.0±1.0
	DFT-s-OFDM 16QAM	1	1	24.20	24.27	24.38	24.0±1.0
	DFT-s-OFDM 64QAM	1	1	22.80	22.85	22.97	22.5±1.0
	DFT-s-OFDM 256QAM	1	1	20.80	20.96	20.79	20.5±1.0
	CP-OFDM QPSK	1	1	26.94	23.84	23.96	23.5±1.0
	CP-OFDM 16QAM	1	1	23.32	23.47	23.27	23.0±1.0
	CP-OFDM 64QAM	1	1	21.87	21.94	22.03	21.5±1.0
	CP-OFDM 256QAM	1	1	18.58	18.69	18.65	18.0±1.0
Bandwidth	Modulation	RB size	RB offset	508200	518598	528996	Tune up
				2541.00 MHz	2592.99 MHz	2644.98 MHz	
90MHz	DFT-s-OFDM QPSK	1	1	25.51	25.40	25.47	25.0±1.0
Bandwidth	Modulation	RB size	RB offset	507204	518598	529998	Tune up
				2536.02 MHz	2592.99 MHz	2649.99 MHz	
80MHz	DFT-s-OFDM QPSK	1	1	25.34	25.44	25.27	26.5±1.0

Bandwidth	Modulation	RB size	RB offset	506202	518598	531000	Tune up
				2531.01 MHz	2592.99 MHz	2655.00 MHz	
70MHz	DFT-s-OFDM QPSK	1	1	25.44	25.35	25.36	25.0±1.0
Bandwidth	Modulation	RB size	RB offset	505200	518598	531996	Tune up
				2526.00 MHz	2592.99 MHz	2659.98 MHz	
60MHz	DFT-s-OFDM QPSK	1	1	25.38	25.55	25.29	25.0±1.0
Bandwidth	Modulation	RB size	RB offset	504204	518598	532998	Tune up
				2521.02 MHz	2592.99 MHz	2664.99 MHz	
50MHz	DFT-s-OFDM QPSK	1	1	25.44	25.52	25.31	25.0±1.0
Bandwidth	Modulation	RB size	RB offset	503202	518598	534000	Tune up
				2516.01 MHz	2592.99 MHz	2670.00 MHz	
40MHz	DFT-s-OFDM QPSK	1	1	25.29	25.36	25.30	25.0±1.0
Bandwidth	Modulation	RB size	RB offset	502200	518598	534996	Tune up
				2511.00 MHz	2592.99 MHz	2674.98 MHz	
30MHz	DFT-s-OFDM QPSK	1	1	25.30	25.27	25.39	25.0±1.0
Bandwidth	Modulation	RB size	RB offset	501204	518598	535998	Tune up
				2506.02 MHz	2592.99 MHz	2679.99 MHz	
20MHz	DFT-s-OFDM QPSK	1	1	25.28	25.36	25.27	25.0±1.0

N41 ANT 11		Conducted Power(dBm)					
SCS 30kHz							
Bandwidth	Modulation	RB size	RB offset	509202	518598	528000	Tune up
				2546.01 MHz	2592.99 MHz	2640.00 MHz	
100MHz	DFT-s-OFDM PI/2 BPSK	1	1	26.47	26.40	26.37	26.0±1.0
		1	137	26.28	26.35	26.36	
		1	271	26.26	26.09	26.23	
		135	0	25.74	25.81	25.85	26.0±1.0
		135	69	26.35	26.38	26.41	
		135	138	25.70	25.81	25.76	
		270	0	25.80	25.76	25.78	25.5±1.0
	DFT-s-OFDM QPSK	1	1	26.48	26.41	26.45	26.0±1.0
		1	137	26.43	26.45	26.46	
		1	271	26.40	26.31	26.32	
		135	0	25.33	25.48	25.35	26.0±1.0
		135	69	26.33	26.42	26.41	
		135	138	25.46	25.45	25.42	
		270	0	25.45	25.31	25.36	25.0±1.0
	DFT-s-OFDM 16QAM	1	1	25.35	25.22	25.20	25.0±1.0
	DFT-s-OFDM 64QAM	1	1	23.98	24.00	23.90	23.5±1.0
	DFT-s-OFDM 256QAM	1	1	21.87	21.74	21.76	21.5±1.0
	CP-OFDM QPSK	1	1	24.89	24.87	25.05	24.5±1.0
	CP-OFDM 16QAM	1	1	24.60	24.42	24.49	24.0±1.0
	CP-OFDM 64QAM	1	1	22.79	22.99	22.82	22.5±1.0
	CP-OFDM 256QAM	1	1	19.98	19.82	19.89	18.0±1.0
Bandwidth	Modulation	RB size	RB offset	508200	518598	528996	Tune up
				2541.00 MHz	2592.99 MHz	2644.98 MHz	
90MHz	DFT-s-OFDM QPSK	1	1	26.22	26.49	26.46	26.0±1.0
Bandwidth	Modulation	RB size	RB offset	507204	518598	529998	Tune up
				2536.02 MHz	2592.99 MHz	2649.99 MHz	
80MHz	DFT-s-OFDM QPSK	1	1	26.39	26.26	26.28	26.0±1.0

Bandwidth	Modulation	RB size	RB offset	506202	518598	531000	Tune up
				2531.01 MHz	2592.99 MHz	2655.00 MHz	
70MHz	DFT-s-OFDM QPSK	1	1	26.30	26.38	26.45	26.0±1.0
Bandwidth	Modulation	RB size	RB offset	505200	518598	531996	Tune up
				2526.00 MHz	2592.99 MHz	2659.98 MHz	
60MHz	DFT-s-OFDM QPSK	1	1	26.26	26.46	26.39	26.0±1.0
Bandwidth	Modulation	RB size	RB offset	504204	518598	532998	Tune up
				2521.02 MHz	2592.99 MHz	2664.99 MHz	
50MHz	DFT-s-OFDM QPSK	1	1	26.39	26.40	26.45	26.0±1.0
Bandwidth	Modulation	RB size	RB offset	503202	518598	534000	Tune up
				2516.01 MHz	2592.99 MHz	2670.00 MHz	
40MHz	DFT-s-OFDM QPSK	1	1	26.44	26.37	26.42	26.0±1.0
Bandwidth	Modulation	RB size	RB offset	502200	518598	534996	Tune up
				2511.00 MHz	2592.99 MHz	2674.98 MHz	
30MHz	DFT-s-OFDM QPSK	1	1	26.37	26.28	26.34	26.0±1.0
Bandwidth	Modulation	RB size	RB offset	501204	518598	535998	Tune up
				2506.02 MHz	2592.99 MHz	2679.99 MHz	
20MHz	DFT-s-OFDM QPSK	1	1	26.48	26.35	26.41	26.0±1.0

N41 ANT 8		Conducted Power(dBm)					
SCS 30kHz							
Bandwidth	Modulation	RB size	RB offset	509202	518598	528000	Tune up
				2546.01 MHz	2592.99 MHz	2640.00 MHz	
100MHz	DFT-s-OFDM PI/2 BPSK	1	1	26.36	26.57	26.51	26.0±1.0
		1	137	26.45	26.49	26.50	
		1	271	26.52	26.39	26.33	
		135	0	25.88	26.04	25.94	26.0±1.0
		135	69	26.75	26.58	26.81	
		135	138	25.90	25.75	25.96	
		270	0	25.80	25.56	25.48	25.5±1.0
	DFT-s-OFDM QPSK	1	1	26.50	26.47	26.61	26.0±1.0
		1	137	26.57	26.38	26.55	
		1	271	26.56	26.50	26.30	
		135	0	25.46	25.25	25.32	26.0±1.0
		135	69	26.43	26.21	26.44	
		135	138	25.18	25.39	25.43	
		270	0	25.25	25.30	25.16	25.0±1.0
	DFT-s-OFDM 16QAM	1	1	25.56	25.35	25.26	25.0±1.0
	DFT-s-OFDM 64QAM	1	1	24.02	24.04	23.74	23.5±1.0
	DFT-s-OFDM 256QAM	1	1	22.10	21.59	21.90	21.5±1.0
	CP-OFDM QPSK	1	1	24.95	24.84	24.97	24.5±1.0
	CP-OFDM 16QAM	1	1	24.58	24.26	24.07	24.0±1.0
	CP-OFDM 64QAM	1	1	23.02	23.03	22.86	22.5±1.0
	CP-OFDM 256QAM	1	1	20.11	19.87	20.04	18.0±1.0
Bandwidth	Modulation	RB size	RB offset	508200	518598	528996	Tune up
				2541.00 MHz	2592.99 MHz	2644.98 MHz	
90MHz	DFT-s-OFDM QPSK	1	1	26.47	26.31	26.34	26.0±1.0
Bandwidth	Modulation	RB size	RB offset	507204	518598	529998	Tune up
				2536.02 MHz	2592.99 MHz	2649.99 MHz	
80MHz	DFT-s-OFDM QPSK	1	1	26.49	26.42	26.50	26.0±1.0

Bandwidth	Modulation	RB size	RB offset	506202	518598	531000	Tune up
				2531.01 MHz	2592.99 MHz	2655.00 MHz	
70MHz	DFT-s-OFDM QPSK	1	1	26.49	26.22	26.26	26.0±1.0
Bandwidth	Modulation	RB size	RB offset	505200	518598	531996	Tune up
				2526.00 MHz	2592.99 MHz	2659.98 MHz	
60MHz	DFT-s-OFDM QPSK	1	1	26.42	26.19	26.27	26.0±1.0
Bandwidth	Modulation	RB size	RB offset	504204	518598	532998	Tune up
				2521.02 MHz	2592.99 MHz	2664.99 MHz	
50MHz	DFT-s-OFDM QPSK	1	1	26.21	26.40	26.15	26.0±1.0
Bandwidth	Modulation	RB size	RB offset	503202	518598	534000	Tune up
				2516.01 MHz	2592.99 MHz	2670.00 MHz	
40MHz	DFT-s-OFDM QPSK	1	1	26.35	26.43	26.40	26.0±1.0
Bandwidth	Modulation	RB size	RB offset	502200	518598	534996	Tune up
				2511.00 MHz	2592.99 MHz	2674.98 MHz	
30MHz	DFT-s-OFDM QPSK	1	1	26.39	26.28	26.40	26.0±1.0
Bandwidth	Modulation	RB size	RB offset	501204	518598	535998	Tune up
				2506.02 MHz	2592.99 MHz	2679.99 MHz	
20MHz	DFT-s-OFDM QPSK	1	1	26.47	26.36	26.40	26.0±1.0

N66 ANT 11		Conducted Power(dBm)					
SCS 15kHz							
Bandwidth	Modulation	RB size	RB offset	344000	349000	354000	Tune up
				1720.0MHz	1745.0MHz	1770.0MHz	
20MHz	DFT-s-OFDM PI/2 BPSK	1	1	24.80	24.87	24.83	24.5±1.0
		1	53	24.79	24.92	24.80	
		1	104	24.72	24.75	24.80	
		50	0	24.45	24.39	24.41	24.5±1.0
		50	28	24.86	24.82	24.90	
		50	56	24.31	24.27	24.28	
		100	0	24.22	24.34	24.30	24.0±1.0
	DFT-s-OFDM QPSK	1	1	24.88	24.95	24.90	24.5±1.0
		1	53	24.89	24.80	24.82	
		1	104	24.79	24.93	24.86	
		50	0	23.84	23.77	23.80	24.5±1.0
		50	28	24.79	24.88	24.70	
		50	56	23.80	23.73	23.75	
		100	0	23.87	23.84	23.81	23.5±1.0
	DFT-s-OFDM 16QAM	1	1	23.66	23.50	23.52	23.0±1.0
	DFT-s-OFDM 64QAM	1	1	21.74	21.76	21.40	21.5±1.0
	DFT-s-OFDM 256QAM	1	1	20.18	20.14	19.98	19.5±1.0
	CP-OFDM QPSK	1	1	23.11	23.16	23.00	22.5±1.0
	CP-OFDM 16QAM	1	1	22.71	22.67	22.45	22.0±1.0
	CP-OFDM 64QAM	1	1	20.86	21.06	20.89	20.5±1.0
	CP-OFDM 256QAM	1	1	17.99	18.16	17.85	17.5±1.0
Bandwidth	Modulation	RB size	RB offset	343500	349000	354500	Tune up
				1717.5MHz	1745.0MHz	1772.5MHz	
15MHz	DFT-s-OFDM QPSK	1	1	24.86	24.87	25.07	24.0±1.0
Bandwidth	Modulation	RB size	RB offset	343000	349000	355000	Tune up
				1715.0MHz	1745.0MHz	1775.0MHz	
10MHz	DFT-s-OFDM QPSK	1	1	24.89	24.88	24.77	24.0±1.0
Bandwidth	Modulation	RB size	RB offset	342500	349000	355500	Tune up
				1712.5MHz	1745.0MHz	1777.5MHz	
5MHz	DFT-s-OFDM QPSK	1	1	24.96	25.07	24.91	24.0±1.0

N66 ANT 8		Conducted Power(dBm)					
SCS 15kHz							
Bandwidth	Modulation	RB size	RB offset	344000	349000	354000	Tune up
				1720.0MHz	1745.0MHz	1770.0MHz	
20MHz	DFT-s-OFDM PI/2 BPSK	1	1	24.34	24.30	24.41	24.0±1.0
		1	53	24.37	24.34	24.29	
		1	104	24.29	24.32	24.23	
		50	0	23.75	23.85	23.81	24.0±1.0
		50	28	24.19	24.37	24.34	
		50	56	23.85	23.82	23.79	
		100	0	24.01	23.89	23.94	23.5±1.0
	DFT-s-OFDM QPSK	1	1	24.31	24.45	24.42	24.0±1.0
		1	53	24.38	24.49	24.47	
		1	104	24.32	24.35	24.39	
		50	0	23.42	23.32	23.37	24.0±1.0
		50	28	24.34	24.29	24.32	
		50	56	23.28	23.41	23.35	
		100	0	23.41	23.28	23.38	23.0±1.0
	DFT-s-OFDM 16QAM	1	1	23.13	23.37	23.32	23.0±1.0
	DFT-s-OFDM 64QAM	1	1	21.32	21.64	21.55	21.0±1.0
	DFT-s-OFDM 256QAM	1	1	19.89	19.98	19.83	19.5±1.0
	CP-OFDM QPSK	1	1	22.70	23.06	22.97	22.5±1.0
	CP-OFDM 16QAM	1	1	22.27	22.46	22.30	22.0±1.0
	CP-OFDM 64QAM	1	1	20.85	20.94	20.99	20.5±1.0
	CP-OFDM 256QAM	1	1	17.82	17.97	17.74	17.5±1.0
Bandwidth	Modulation	RB size	RB offset	343500	349000	354500	Tune up
				1717.5MHz	1745.0MHz	1772.5MHz	
15MHz	DFT-s-OFDM QPSK	1	1	24.39	24.32	24.44	24.0±1.0
Bandwidth	Modulation	RB size	RB offset	343000	349000	355000	Tune up
				1715.0MHz	1745.0MHz	1775.0MHz	
10MHz	DFT-s-OFDM QPSK	1	1	24.31	24.37	24.25	24.0±1.0
Bandwidth	Modulation	RB size	RB offset	342500	349000	355500	Tune up
				1712.5MHz	1745.0MHz	1777.5MHz	
5MHz	DFT-s-OFDM QPSK	1	1	24.36	24.51	24.27	24.0±1.0

N77 ANT 9(3450MHz-3550MHz)		Conducted Power(dBm)					
SCS 30kHz							
Bandwidth	Modulation	RB size	RB offset	/	633334	/	Tune up
				/	3500.01 MHz	/	
100MHz	DFT-s-OFDM PI/2 BPSK	1	1	/	26.39	/	26.0±1.0
		1	137	/	26.40	/	
		1	271	/	26.31	/	
		135	0	/	26.00	/	26.0±1.0
		135	69	/	26.41	/	
		135	138	/	25.98	/	
		270	0	/	26.06	/	25.5±1.0
	DFT-s-OFDM QPSK	1	1	/	26.48	/	26.0±1.0
		1	137	/	26.51	/	
		1	271	/	26.54	/	
		135	0	/	25.49	/	26.0±1.0
		135	69	/	26.58	/	
		135	138	/	25.57	/	
		270	0	/	25.48	/	25.0±1.0
	DFT-s-OFDM 16QAM	1	1	/	24.97	/	24.5±1.0
	DFT-s-OFDM 64QAM	1	1	/	23.52	/	23.0±1.0
	DFT-s-OFDM 256QAM	1	1	/	21.64	/	21.0±1.0
	CP-OFDM QPSK	1	1	/	24.93	/	24.5±1.0
	CP-OFDM 16QAM	1	1	/	24.14	/	23.5±1.0
	CP-OFDM 64QAM	1	1	/	22.55	/	22.0±1.0
	CP-OFDM 256QAM	1	1	/	19.57	/	19.0±1.0
Bandwidth	Modulation	RB size	RB offset	633000	633334	633666	Tune up
				3495.00 MHz	3500.01 MHz	3504.99 MHz	
90MHz	DFT-s-OFDM QPSK	1	1	26.38	26.45	26.31	26.0±1.0
Bandwidth	Modulation	RB size	RB offset	632668	633334	634000	Tune up
				3490.02 MHz	3500.01 MHz	3510.00 MHz	
80MHz	DFT-s-OFDM QPSK	1	1	26.51	26.40	26.37	26.0±1.0

Bandwidth	Modulation	RB size	RB offset	632334	633334	634332	Tune up
				3485.01 MHz	3500.01 MHz	3514.98 MHz	
70MHz	DFT-s-OFDM QPSK	1	1	26.28	26.41	26.47	26.0±1.0
Bandwidth	Modulation	RB size	RB offset	632000	633334	634666	Tune up
				3480.00 MHz	3500.01 MHz	3519.99 MHz	
60MHz	DFT-s-OFDM QPSK	1	1	26.53	26.39	26.40	26.0±1.0
Bandwidth	Modulation	RB size	RB offset	631668	633334	635000	Tune up
				3475.02 MHz	3500.01MHz	3525.00 MHz	
50MHz	DFT-s-OFDM QPSK	1	1	26.23	26.40	26.31	26.0±1.0
Bandwidth	Modulation	RB size	RB offset	631334	633334	635332	Tune up
				3470.01 MHz	3500.01 MHz	3529.98 MHz	
40MHz	DFT-s-OFDM QPSK	1	1	26.39	26.37	26.46	26.0±1.0
Bandwidth	Modulation	RB size	RB offset	631000	633334	635666	Tune up
				3465.00 MHz	3500.01 MHz	3534.99 MHz	
30MHz	DFT-s-OFDM QPSK	1	1	26.35	26.21	26.40	26.0±1.0
Bandwidth	Modulation	RB size	RB offset	630668	633334	636000	Tune up
				3460.02 MHz	3500.01 MHz	3540.00 MHz	
20MHz	DFT-s-OFDM QPSK	1	1	26.34	26.30	26.52	26.0±1.0

N77 ANT 12(3450MHz-3550MHz)		Conducted Power(dBm)					
SCS 30kHz							
Bandwidth	Modulation	RB size	RB offset	/	633334	/	Tune up
				/	3500.01 MHz	/	
100MHz	DFT-s-OFDM PI/2 BPSK	1	1	/	26.43	/	26.0±1.0
		1	137	/	26.31	/	
		1	271	/	26.40	/	
		135	0	/	25.89	/	26.0±1.0
		135	69	/	26.38	/	
		135	138	/	25.95	/	
		270	0	/	25.88	/	25.5±1.0
	DFT-s-OFDM QPSK	1	1	/	26.45	/	26.0±1.0
		1	137	/	26.39	/	
		1	271	/	26.34	/	
		135	0	/	25.35	/	26.0±1.0
		135	69	/	26.40	/	
		135	138	/	25.44	/	
		270	0	/	25.47	/	25.0±1.0
	DFT-s-OFDM 16QAM	1	1	/	25.11	/	24.5±1.0
	DFT-s-OFDM 64QAM	1	1	/	23.63	/	23.0±1.0
	DFT-s-OFDM 256QAM	1	1	/	21.84	/	21.5±1.0
	CP-OFDM QPSK	1	1	/	25.09	/	24.5±1.0
	CP-OFDM 16QAM	1	1	/	24.18	/	23.5±1.0
	CP-OFDM 64QAM	1	1	/	22.70	/	22.0±1.0
	CP-OFDM 256QAM	1	1	/	20.04	/	19.5±1.0
Bandwidth	Modulation	RB size	RB offset	633000	633334	633666	Tune up
				3495.00 MHz	3500.01 MHz	3504.99 MHz	
90MHz	DFT-s-OFDM QPSK	1	1	26.28	26.34	26.35	26.0±1.0
Bandwidth	Modulation	RB size	RB offset	632668	633334	634000	Tune up
				3490.02 MHz	3500.01 MHz	3510.00 MHz	
80MHz	DFT-s-OFDM QPSK	1	1	26.39	26.40	26.30	26.0±1.0

Bandwidth	Modulation	RB size	RB offset	632334	633334	634332	Tune up
				3485.01 MHz	3500.01 MHz	3514.98 MHz	
70MHz	DFT-s-OFDM QPSK	1	1	26.44	26.20	26.29	26.0±1.0
Bandwidth	Modulation	RB size	RB offset	632000	633334	634666	Tune up
				3480.00 MHz	3500.01 MHz	3519.99 MHz	
60MHz	DFT-s-OFDM QPSK	1	1	26.38	26.55	26.47	26.0±1.0
Bandwidth	Modulation	RB size	RB offset	631668	633334	635000	Tune up
				3475.02 MHz	3500.01MHz	3525.00 MHz	
50MHz	DFT-s-OFDM QPSK	1	1	26.41	26.30	26.45	26.0±1.0
Bandwidth	Modulation	RB size	RB offset	631334	633334	635332	Tune up
				3470.01 MHz	3500.01 MHz	3529.98 MHz	
40MHz	DFT-s-OFDM QPSK	1	1	26.27	26.29	26.35	26.0±1.0
Bandwidth	Modulation	RB size	RB offset	631000	633334	635666	Tune up
				3465.00 MHz	3500.01 MHz	3534.99 MHz	
30MHz	DFT-s-OFDM QPSK	1	1	26.32	26.27	26.34	26.0±1.0
Bandwidth	Modulation	RB size	RB offset	630668	633334	636000	Tune up
				3460.02 MHz	3500.01 MHz	3540.00 MHz	
20MHz	DFT-s-OFDM QPSK	1	1	26.48	26.29	26.35	26.0±1.0

N77 ANT 10(3450MHz-3550MHz)		Conducted Power(dBm)					
SCS 30kHz							
Bandwidth	Modulation	RB size	RB offset	/	633334	/	Tune up
				/	3500.01 MHz	/	
100MHz	DFT-s-OFDM PI/2 BPSK	1	1	/	25.49	/	25.0±1.0
		1	137	/	25.37	/	
		1	271	/	25.41	/	
		135	0	/	25.01	/	25.0±1.0
		135	69	/	25.44	/	
		135	138	/	24.92	/	
		270	0	/	24.97	/	24.5±1.0
	DFT-s-OFDM QPSK	1	1	/	25.55	/	25.0±1.0
		1	137	/	25.52	/	
		1	271	/	25.46	/	
		135	0	/	24.40	/	25.0±1.0
		135	69	/	25.42	/	
		135	138	/	24.37	/	
		270	0	/	24.49	/	24.0±1.0
	DFT-s-OFDM 16QAM	1	1	/	24.36	/	24.0±1.0
	DFT-s-OFDM 64QAM	1	1	/	22.97	/	22.5±1.0
	DFT-s-OFDM 256QAM	1	1	/	21.11	/	20.5±1.0
	CP-OFDM QPSK	1	1	/	24.31	/	24.0±1.0
	CP-OFDM 16QAM	1	1	/	23.51	/	23.0±1.0
	CP-OFDM 64QAM	1	1	/	22.03	/	21.5±1.0
	CP-OFDM 256QAM	1	1	/	19.30	/	19.0±1.0
Bandwidth	Modulation	RB size	RB offset	633000	633334	633666	Tune up
				3495.00 MHz	3500.01 MHz	3504.99 MHz	
90MHz	DFT-s-OFDM QPSK	1	1	25.51	25.37	25.45	25.0±1.0
Bandwidth	Modulation	RB size	RB offset	632668	633334	634000	Tune up
				3490.02 MHz	3500.01 MHz	3510.00 MHz	
80MHz	DFT-s-OFDM QPSK	1	1	25.44	25.61	25.36	25.0±1.0

Bandwidth	Modulation	RB size	RB offset	632334	633334	634332	Tune up
				3485.01 MHz	3500.01 MHz	3514.98 MHz	
70MHz	DFT-s-OFDM QPSK	1	1	25.57	25.41	25.46	25.0±1.0
Bandwidth	Modulation	RB size	RB offset	632000	633334	634666	Tune up
				3480.00 MHz	3500.01 MHz	3519.99 MHz	
60MHz	DFT-s-OFDM QPSK	1	1	25.49	25.50	25.47	25.0±1.0
Bandwidth	Modulation	RB size	RB offset	631668	633334	635000	Tune up
				3475.02 MHz	3500.01MHz	3525.00 MHz	
50MHz	DFT-s-OFDM QPSK	1	1	25.34	25.52	25.49	25.0±1.0
Bandwidth	Modulation	RB size	RB offset	631334	633334	635332	Tune up
				3470.01 MHz	3500.01 MHz	3529.98 MHz	
40MHz	DFT-s-OFDM QPSK	1	1	25.44	25.40	25.45	25.0±1.0
Bandwidth	Modulation	RB size	RB offset	631000	633334	635666	Tune up
				3465.00 MHz	3500.01 MHz	3534.99 MHz	
30MHz	DFT-s-OFDM QPSK	1	1	25.32	25.46	25.39	25.0±1.0
Bandwidth	Modulation	RB size	RB offset	630668	633334	636000	Tune up
				3460.02 MHz	3500.01 MHz	3540.00 MHz	
20MHz	DFT-s-OFDM QPSK	1	1	25.41	25.30	25.38	25.0±1.0

N77 ANT 2(3450MHz-3550MHz)		Conducted Power(dBm)					
SCS 30kHz							
Bandwidth	Modulation	RB size	RB offset	/	633334	/	Tune up
				/	3500.01 MHz	/	
100MHz	DFT-s-OFDM PI/2 BPSK	1	1	/	24.86	/	24.5±1.0
		1	137	/	24.77	/	
		1	271	/	24.82	/	
		135	0	/	24.31	/	24.5±1.0
		135	69	/	24.78	/	
		135	138	/	24.28	/	
		270	0	/	24.23	/	24.0±1.0
	DFT-s-OFDM QPSK	1	1	/	24.95	/	24.5±1.0
		1	137	/	25.01	/	
		1	271	/	24.82	/	
		135	0	/	23.95	/	24.5±1.0
		135	69	/	24.81	/	
		135	138	/	23.83	/	
		270	0	/	23.85	/	23.5±1.0
	DFT-s-OFDM 16QAM	1	1	/	23.73	/	23.5±1.0
	DFT-s-OFDM 64QAM	1	1	/	22.47	/	22.0±1.0
	DFT-s-OFDM 256QAM	1	1	/	20.36	/	20.0±1.0
	CP-OFDM QPSK	1	1	/	23.31	/	23.0±1.0
	CP-OFDM 16QAM	1	1	/	22.61	/	22.0±1.0
	CP-OFDM 64QAM	1	1	/	21.37	/	21.0±1.0
	CP-OFDM 256QAM	1	1	/	18.31	/	18.0±1.0
Bandwidth	Modulation	RB size	RB offset	633000	633334	633666	Tune up
				3495.00 MHz	3500.01 MHz	3504.99 MHz	
90MHz	DFT-s-OFDM QPSK	1	1	24.89	24.73	24.93	24.5±1.0
Bandwidth	Modulation	RB size	RB offset	632668	633334	634000	Tune up
				3490.02 MHz	3500.01 MHz	3510.00 MHz	
80MHz	DFT-s-OFDM QPSK	1	1	24.74	24.69	24.98	24.5±1.0

Bandwidth	Modulation	RB size	RB offset	632334	633334	634332	Tune up
				3485.01 MHz	3500.01 MHz	3514.98 MHz	
70MHz	DFT-s-OFDM QPSK	1	1	24.74	24.61	24.87	24.5±1.0
Bandwidth	Modulation	RB size	RB offset	632000	633334	634666	Tune up
				3480.00 MHz	3500.01 MHz	3519.99 MHz	
60MHz	DFT-s-OFDM QPSK	1	1	24.62	24.70	24.84	24.5±1.0
Bandwidth	Modulation	RB size	RB offset	631668	633334	635000	Tune up
				3475.02 MHz	3500.01MHz	3525.00 MHz	
50MHz	DFT-s-OFDM QPSK	1	1	24.87	24.80	24.68	24.5±1.0
Bandwidth	Modulation	RB size	RB offset	631334	633334	635332	Tune up
				3470.01 MHz	3500.01 MHz	3529.98 MHz	
40MHz	DFT-s-OFDM QPSK	1	1	24.91	24.84	24.83	24.5±1.0
Bandwidth	Modulation	RB size	RB offset	631000	633334	635666	Tune up
				3465.00 MHz	3500.01 MHz	3534.99 MHz	
30MHz	DFT-s-OFDM QPSK	1	1	24.90	24.82	24.84	24.5±1.0
Bandwidth	Modulation	RB size	RB offset	630668	633334	636000	Tune up
				3460.02 MHz	3500.01 MHz	3540.00 MHz	
20MHz	DFT-s-OFDM QPSK	1	1	24.82	24.84	24.79	24.5±1.0

N78 ANT 9(3450MHz-3550MHz)		Conducted Power(dBm)					
SCS 30kHz							
Bandwidth	Modulation	RB size	RB offset	/	633334	/	Tune up
				/	3500.01 MHz	/	
100MHz	DFT-s-OFDM PI/2 BPSK	1	1	/	26.31	/	26.0±1.0
		1	137	/	26.20	/	
		1	271	/	26.24	/	
		135	0	/	25.64	/	26.0±1.0
		135	69	/	26.17	/	
		135	138	/	25.71	/	
		270	0	/	25.68	/	25.5±1.0
	DFT-s-OFDM QPSK	1	1	/	26.30	/	26.0±1.0
		1	137	/	26.27	/	
		1	271	/	26.26	/	
		135	0	/	25.32	/	26.0±1.0
		135	69	/	26.20	/	
		135	138	/	25.21	/	
		270	0	/	25.33	/	25.0±1.0
	DFT-s-OFDM 16QAM	1	1	/	25.02	/	24.5±1.0
	DFT-s-OFDM 64QAM	1	1	/	23.93	/	23.5±1.0
	DFT-s-OFDM 256QAM	1	1	/	21.30	/	21.0±1.0
	CP-OFDM QPSK	1	1	/	24.89	/	24.5±1.0
	CP-OFDM 16QAM	1	1	/	24.50	/	24.0±1.0
	CP-OFDM 64QAM	1	1	/	22.93	/	22.5±1.0
	CP-OFDM 256QAM	1	1	/	19.42	/	19.0±1.0
Bandwidth	Modulation	RB size	RB offset	633000	633334	633666	Tune up
				3495.00 MHz	3500.01 MHz	3504.99 MHz	
90MHz	DFT-s-OFDM QPSK	1	1	26.25	26.17	26.30	26.0±1.0
Bandwidth	Modulation	RB size	RB offset	632668	633334	634000	Tune up
				3490.02 MHz	3500.01 MHz	3510.00 MHz	
80MHz	DFT-s-OFDM QPSK	1	1	26.32	26.47	26.41	26.0±1.0

Bandwidth	Modulation	RB size	RB offset	632334	633334	634332	Tune up
				3485.01 MHz	3500.01 MHz	3514.98 MHz	
70MHz	DFT-s-OFDM QPSK	1	1	26.21	26.38	26.35	26.0±1.0
Bandwidth	Modulation	RB size	RB offset	632000	633334	634666	Tune up
				3480.00 MHz	3500.01 MHz	3519.99 MHz	
60MHz	DFT-s-OFDM QPSK	1	1	26.32	26.37	26.41	26.0±1.0
Bandwidth	Modulation	RB size	RB offset	631668	633334	635000	Tune up
				3475.02 MHz	3500.01MHz	3525.00 MHz	
50MHz	DFT-s-OFDM QPSK	1	1	26.39	26.34	26.28	26.0±1.0
Bandwidth	Modulation	RB size	RB offset	631334	633334	635332	Tune up
				3470.01 MHz	3500.01 MHz	3529.98 MHz	
40MHz	DFT-s-OFDM QPSK	1	1	26.33	26.18	26.20	26.0±1.0
Bandwidth	Modulation	RB size	RB offset	631000	633334	635666	Tune up
				3465.00 MHz	3500.01 MHz	3534.99 MHz	
30MHz	DFT-s-OFDM QPSK	1	1	26.24	26.27	26.31	26.0±1.0
Bandwidth	Modulation	RB size	RB offset	630668	633334	636000	Tune up
				3460.02 MHz	3500.01 MHz	3540.00 MHz	
20MHz	DFT-s-OFDM QPSK	1	1	26.25	26.19	26.36	26.0±1.0

N78 ANT 12(3450MHz-3550MHz)		Conducted Power(dBm)					
SCS 30kHz							
Bandwidth	Modulation	RB size	RB offset	/	633334	/	Tune up
				/	3500.01 MHz	/	
100MHz	DFT-s-OFDM PI/2 BPSK	1	1	/	26.33	/	26.0±1.0
		1	137	/	26.25	/	
		1	271	/	26.29	/	
		135	0	/	25.84	/	26.0±1.0
		135	69	/	26.30	/	
		135	138	/	25.90	/	
		270	0	/	25.86	/	25.5±1.0
	DFT-s-OFDM QPSK	1	1	/	26.43	/	26.0±1.0
		1	137	/	26.36	/	
		1	271	/	26.28	/	
		135	0	/	25.27	/	26.0±1.0
		135	69	/	26.34	/	
		135	138	/	25.49	/	
		270	0	/	25.35	/	25.0±1.0
	DFT-s-OFDM 16QAM	1	1	/	25.12	/	24.5±1.0
	DFT-s-OFDM 64QAM	1	1	/	24.10	/	23.5±1.0
	DFT-s-OFDM 256QAM	1	1	/	21.50	/	21.0±1.0
	CP-OFDM QPSK	1	1	/	25.00	/	24.5±1.0
	CP-OFDM 16QAM	1	1	/	24.25	/	24.0±1.0
	CP-OFDM 64QAM	1	1	/	23.13	/	22.5±1.0
	CP-OFDM 256QAM	1	1	/	19.61	/	19.0±1.0
Bandwidth	Modulation	RB size	RB offset	633000	633334	633666	Tune up
				3495.00 MHz	3500.01 MHz	3504.99 MHz	
90MHz	DFT-s-OFDM QPSK	1	1	26.24	26.33	26.10	26.0±1.0
Bandwidth	Modulation	RB size	RB offset	632668	633334	634000	Tune up
				3490.02 MHz	3500.01 MHz	3510.00 MHz	
80MHz	DFT-s-OFDM QPSK	1	1	26.30	26.15	26.27	26.0±1.0

Bandwidth	Modulation	RB size	RB offset	632334	633334	634332	Tune up
				3485.01 MHz	3500.01 MHz	3514.98 MHz	
70MHz	DFT-s-OFDM QPSK	1	1	26.20	26.33	26.19	26.0±1.0
Bandwidth	Modulation	RB size	RB offset	632000	633334	634666	Tune up
				3480.00 MHz	3500.01 MHz	3519.99 MHz	
60MHz	DFT-s-OFDM QPSK	1	1	26.33	26.26	26.19	26.0±1.0
Bandwidth	Modulation	RB size	RB offset	631668	633334	635000	Tune up
				3475.02 MHz	3500.01MHz	3525.00 MHz	
50MHz	DFT-s-OFDM QPSK	1	1	26.36	26.37	26.34	26.0±1.0
Bandwidth	Modulation	RB size	RB offset	631334	633334	635332	Tune up
				3470.01 MHz	3500.01 MHz	3529.98 MHz	
40MHz	DFT-s-OFDM QPSK	1	1	26.41	26.40	26.26	26.0±1.0
Bandwidth	Modulation	RB size	RB offset	631000	633334	635666	Tune up
				3465.00 MHz	3500.01 MHz	3534.99 MHz	
30MHz	DFT-s-OFDM QPSK	1	1	26.22	26.35	26.30	26.0±1.0
Bandwidth	Modulation	RB size	RB offset	630668	633334	636000	Tune up
				3460.02 MHz	3500.01 MHz	3540.00 MHz	
20MHz	DFT-s-OFDM QPSK	1	1	26.21	26.36	26.28	26.0±1.0

N78 ANT 10(3450MHz-3550MHz)		Conducted Power(dBm)					
SCS 30kHz							
Bandwidth	Modulation	RB size	RB offset	/	633334	/	Tune up
				/	3500.01 MHz	/	
100MHz	DFT-s-OFDM PI/2 BPSK	1	1	/	25.35	/	25.0±1.0
		1	137	/	25.30	/	
		1	271	/	25.31	/	
		135	0	/	24.79	/	25.0±1.0
		135	69	/	25.30	/	
		135	138	/	24.82	/	
		270	0	/	24.83	/	24.5±1.0
	DFT-s-OFDM QPSK	1	1	/	25.44	/	25.0±1.0
		1	137	/	25.31	/	
		1	271	/	25.40	/	
		135	0	/	24.31	/	25.0±1.0
		135	69	/	25.38	/	
		135	138	/	24.33	/	
		270	0	/	24.43	/	24.0±1.0
	DFT-s-OFDM 16QAM	1	1	/	24.50	/	24.0±1.0
	DFT-s-OFDM 64QAM	1	1	/	23.47	/	23.0±1.0
	DFT-s-OFDM 256QAM	1	1	/	20.89	/	20.5±1.0
	CP-OFDM QPSK	1	1	/	24.49	/	24.0±1.0
	CP-OFDM 16QAM	1	1	/	23.72	/	23.0±1.0
	CP-OFDM 64QAM	1	1	/	22.40	/	22.0±1.0
	CP-OFDM 256QAM	1	1	/	18.88	/	18.5±1.0
Bandwidth	Modulation	RB size	RB offset	633000	633334	633666	Tune up
				3495.00 MHz	3500.01 MHz	3504.99 MHz	
90MHz	DFT-s-OFDM QPSK	1	1	25.42	25.53	25.39	25.0±1.0
Bandwidth	Modulation	RB size	RB offset	632668	633334	634000	Tune up
				3490.02 MHz	3500.01 MHz	3510.00 MHz	
80MHz	DFT-s-OFDM QPSK	1	1	25.23	25.15	25.33	25.0±1.0

Bandwidth	Modulation	RB size	RB offset	632334	633334	634332	Tune up
				3485.01 MHz	3500.01 MHz	3514.98 MHz	
70MHz	DFT-s-OFDM QPSK	1	1	25.23	25.31	25.28	25.0±1.0
Bandwidth	Modulation	RB size	RB offset	632000	633334	634666	Tune up
				3480.00 MHz	3500.01 MHz	3519.99 MHz	
60MHz	DFT-s-OFDM QPSK	1	1	25.18	25.45	25.30	25.0±1.0
Bandwidth	Modulation	RB size	RB offset	631668	633334	635000	Tune up
				3475.02 MHz	3500.01MHz	3525.00 MHz	
50MHz	DFT-s-OFDM QPSK	1	1	25.31	25.33	25.29	25.0±1.0
Bandwidth	Modulation	RB size	RB offset	631334	633334	635332	Tune up
				3470.01 MHz	3500.01 MHz	3529.98 MHz	
40MHz	DFT-s-OFDM QPSK	1	1	25.38	25.35	25.30	25.0±1.0
Bandwidth	Modulation	RB size	RB offset	631000	633334	635666	Tune up
				3465.00 MHz	3500.01 MHz	3534.99 MHz	
30MHz	DFT-s-OFDM QPSK	1	1	25.24	25.31	25.30	25.0±1.0
Bandwidth	Modulation	RB size	RB offset	630668	633334	636000	Tune up
				3460.02 MHz	3500.01 MHz	3540.00 MHz	
20MHz	DFT-s-OFDM QPSK	1	1	25.26	25.37	25.40	25.0±1.0

N78 ANT 2(3450MHz-3550MHz)		Conducted Power(dBm)					
SCS 30kHz							
Bandwidth	Modulation	RB size	RB offset	/	633334	/	Tune up
				/	3500.01 MHz	/	
100MHz	DFT-s-OFDM PI/2 BPSK	1	1	/	24.79	/	24.5±1.0
		1	137	/	24.75	/	
		1	271	/	24.84	/	
		135	0	/	24.23	/	24.5±1.0
		135	69	/	24.78	/	
		135	138	/	24.30	/	
		270	0	/	24.29	/	24.0±1.0
	DFT-s-OFDM QPSK	1	1	/	24.93	/	24.5±1.0
		1	137	/	24.79	/	
		1	271	/	24.82	/	
		135	0	/	23.92	/	24.5±1.0
		135	69	/	24.87	/	
		135	138	/	23.96	/	
		270	0	/	23.85	/	23.5±1.0
	DFT-s-OFDM 16QAM	1	1	/	23.59	/	23.0±1.0
	DFT-s-OFDM 64QAM	1	1	/	22.49	/	22.0±1.0
	DFT-s-OFDM 256QAM	1	1	/	19.95	/	19.5±1.0
	CP-OFDM QPSK	1	1	/	23.56	/	23.0±1.0
	CP-OFDM 16QAM	1	1	/	23.09	/	22.5±1.0
	CP-OFDM 64QAM	1	1	/	21.58	/	21.0±1.0
	CP-OFDM 256QAM	1	1	/	18.01	/	17.5±1.0
Bandwidth	Modulation	RB size	RB offset	633000	633334	633666	Tune up
				3495.00 MHz	3500.01 MHz	3504.99 MHz	
90MHz	DFT-s-OFDM QPSK	1	1	24.95	25.05	24.93	24.5±1.0
Bandwidth	Modulation	RB size	RB offset	632668	633334	634000	Tune up
				3490.02 MHz	3500.01 MHz	3510.00 MHz	
80MHz	DFT-s-OFDM QPSK	1	1	24.97	24.86	24.93	24.5±1.0

Bandwidth	Modulation	RB size	RB offset	632334	633334	634332	Tune up
				3485.01 MHz	3500.01 MHz	3514.98 MHz	
70MHz	DFT-s-OFDM QPSK	1	1	24.87	24.94	24.90	24.5±1.0
Bandwidth	Modulation	RB size	RB offset	632000	633334	634666	Tune up
				3480.00 MHz	3500.01 MHz	3519.99 MHz	
60MHz	DFT-s-OFDM QPSK	1	1	25.04	24.94	24.71	24.5±1.0
Bandwidth	Modulation	RB size	RB offset	631668	633334	635000	Tune up
				3475.02 MHz	3500.01MHz	3525.00 MHz	
50MHz	DFT-s-OFDM QPSK	1	1	24.86	24.79	24.70	24.5±1.0
Bandwidth	Modulation	RB size	RB offset	631334	633334	635332	Tune up
				3470.01 MHz	3500.01 MHz	3529.98 MHz	
40MHz	DFT-s-OFDM QPSK	1	1	24.96	24.84	24.81	24.5±1.0
Bandwidth	Modulation	RB size	RB offset	631000	633334	635666	Tune up
				3465.00 MHz	3500.01 MHz	3534.99 MHz	
30MHz	DFT-s-OFDM QPSK	1	1	24.91	24.80	24.88	24.5±1.0
Bandwidth	Modulation	RB size	RB offset	630668	633334	636000	Tune up
				3460.02 MHz	3500.01 MHz	3540.00 MHz	
20MHz	DFT-s-OFDM QPSK	1	1	24.79	24.74	24.88	24.5±1.0

BT:

BT				
Mode	Channel Number	Frequency (MHz)	ANT_4 Output Power (dBm)	ANT_7 Output Power (dBm)
GFSK(1Mbps)	0	2402	15.92	16.51
	39	2441	16.87	17.82
	78	2480	15.56	16.47
π/4-QPSK(2Mbps)	0	2402	14.53	15.44
	39	2441	15.29	17.29
	78	2480	13.63	15.28
8DPSK(3Mbps)	0	2402	15.02	15.94
	39	2441	15.74	17.17
	78	2480	14.16	15.99

BLE:

BLE				
Mode	Channel Number	Frequency (MHz)	ANT_4 Output Power (dBm)	ANT_7 Output Power (dBm)
GFSK(1Mbps)	0	2402	10.75	11.46
	19	2440	11.81	12.96
	39	2480	10.33	11.38
GFSK(2Mbps)	0	2402	10.84	11.53
	19	2440	11.87	13.04
	39	2480	10.45	11.54

2.4GWIFI					
Mode	Channel Number	Frequency (MHz)	ANT_4 Output Power (dBm)	ANT_7 Output Power (dBm)	ANT_4+7 Output Power (dBm)
802.11b	1	2412	18.59	18.61	N/A
	6	2437	18.72	19.01	N/A
	11	2462	19.12	18.94	N/A
802.11g	1	2412	17.57	17.87	N/A
	6	2437	17.65	17.99	N/A
	11	2462	17.88	18.25	N/A
802.11n20	1	2412	16.10	16.55	16.92
	6	2437	16.29	16.71	16.80
	11	2462	16.52	16.93	16.98
802.11 n40	3	2422	15.39	15.68	15.41
	6	2437	15.61	15.92	15.63
	9	2452	15.89	16.27	15.99
802.11ax20	1	2412	16.18	16.57	16.49
	6	2437	16.30	16.70	16.48
	11	2462	16.47	16.94	16.70
802.11ax40	3	2422	15.29	15.68	15.32
	6	2437	15.56	15.82	15.52
	9	2452	15.85	16.20	15.85
802.11be20	1	2412	16.14	16.56	16.23
	6	2437	16.28	16.62	16.30
	11	2462	16.45	16.97	16.66
802.11be40	3	2422	15.29	15.59	14.79
	6	2437	15.65	15.80	15.58
	9	2452	15.91	16.11	15.27

WIFI 5G U-NII-1					
Mode	Channel Number	Frequency (MHz)	ANT_4 Output Power (dBm)	ANT_6 Output Power (dBm)	ANT_4+6 Output Power (dBm)
802.11a	36	5180	18.95	18.84	N/A
	40	5200	19.03	18.72	N/A
	48	5240	19.21	18.87	N/A
802.11 n20	36	5180	18.25	18.27	18.23
	40	5200	17.92	18.30	18.13
	48	5240	18.22	18.13	18.31
802.11 n40	38	5190	18.42	17.80	17.57
	46	5230	17.76	17.65	17.73
802.11 ac20	36	5180	18.25	18.26	18.07
	40	5200	18.23	18.27	18.10
	48	5240	18.40	18.14	17.78
802.11 ac40	38	5190	17.92	17.79	17.82
	46	5230	17.69	17.63	17.64
802.11 ac80	42	5210	17.32	17.23	16.77
802.11 ax20	36	5180	18.32	18.45	17.18
	40	5200	18.32	15.41	17.19
	48	5240	18.38	18.32	17.12
802.11 ax40	38	5190	17.57	17.77	17.08
	46	5230	17.67	17.68	17.07
802.11 ax80	42	5210	17.23	17.38	16.69
802.11 be20	36	5180	18.07	18.33	17.15
	40	5200	17.96	18.29	17.16
	48	5240	18.26	18.16	17.07
802.11 be40	38	5190	17.31	17.63	17.10
	46	5230	17.52	17.55	17.09
802.11 be80	42	5210	17.19	17.19	16.87

WIFI 5G U-NII-2A					
Mode	Channel Number	Frequency (MHz)	ANT_4 Output Power (dBm)	ANT_6 Output Power (dBm)	ANT_4+6 Output Power (dBm)
802.11a	52	5260	18.31	17.17	N/A
	60	5300	18.06	17.10	N/A
	64	5320	18.01	17.03	N/A
802.11 n20	52	5260	17.51	16.49	16.27
	60	5300	17.65	16.51	16.13
	64	5320	17.20	16.35	15.99
802.11 n40	54	5270	15.81	16.23	15.78
	62	5310	15.63	16.12	15.70
802.11 ac20	52	5260	16.03	16.57	15.32
	60	5300	16.04	16.51	14.96
	64	5320	15.83	16.30	14.75
802.11 ac40	54	5270	15.74	16.06	14.83
	62	5310	15.67	16.10	14.80
802.11 ac80	58	5290	15.20	15.85	14.52
802.11 ac160	50	5250	12.32	13.14	12.47
802.11 ax20	52	5260	15.72	16.65	15.03
	60	5300	15.57	16.55	14.82
	64	5320	15.38	16.41	14.67
802.11 ax40	54	5270	15.70	16.04	14.89
	62	5310	15.55	15.95	14.82
802.11 ax80	58	5290	15.17	15.82	14.57
802.11 ax160	50	5250	12.00	12.77	12.32
802.11 be20	52	5260	16.11	16.57	15.00
	60	5300	16.08	16.59	14.79
	64	5320	15.92	16.38	14.61
802.11 be40	54	5270	15.67	16.08	14.89
	62	5310	15.65	15.99	14.86
802.11 be80	58	5290	15.24	15.69	14.57
802.11 be160	50	5250	11.96	12.63	12.08

WIFI 5G U-NII-2C					
Mode	Channel Number	Frequency (MHz)	ANT_4 Output Power (dBm)	ANT_6 Output Power (dBm)	ANT_4+6 Output Power (dBm)
802.11a	100	5500	16.45	17.89	N/A
	116	5580	16.58	18.40	N/A
	140	5700	16.48	17.88	N/A
802.11 n20	100	5500	15.69	17.45	16.09
	116	5580	16.14	17.69	15.88
	140	5700	15.85	17.33	16.20
802.11 n40	102	5510	15.53	17.19	16.08
	110	5550	15.55	17.38	15.93
	134	5670	15.17	16.94	15.01
802.11 ac20	100	5500	15.71	17.43	15.31
	116	5580	15.90	17.68	15.79
	140	5700	15.91	17.23	15.56
802.11 ac40	102	5510	15.54	17.20	14.10
	110	5550	15.59	17.31	14.12
	134	5670	15.20	16.94	15.00
802.11 be80	106	5530	15.48	17.34	16.16
	122	5610	15.30	17.27	15.71
802.11 ac160	114	5570	15.88	17.66	15.44
802.11 ax20	100	5500	15.87	17.38	15.86
	116	5580	16.00	17.71	15.86
	140	5700	16.06	17.29	15.33
802.11 ax40	102	5510	15.55	17.15	15.92
	110	5550	15.50	17.18	15.91
	134	5670	15.29	16.83	15.03
802.11 be80	106	5530	15.57	17.32	16.07
	122	5610	15.24	17.25	15.71
802.11 ax160	114	5570	15.54	17.32	15.99
802.11 be20	100	5500	15.87	17.33	15.83
	116	5580	16.01	17.69	15.88
	140	5700	16.06	17.27	15.31
802.11 be40	102	5510	15.47	17.09	16.08
	110	5550	15.50	17.16	16.02
	134	5670	15.21	16.80	15.14
802.11 be80	106	5530	15.54	17.29	16.19
	122	5610	15.33	17.23	15.80
802.11 be160	114	5570	15.46	17.23	15.36

WIFI 5G U-NII-3					
Mode	Channel Number	Frequency (MHz)	ANT_4 Output Power (dBm)	ANT_6 Output Power (dBm)	ANT_4+6 Output Power (dBm)
802.11a	149	5745	17.04	16.67	N/A
	157	5785	17.04	16.78	N/A
	165	5825	17.20	16.75	N/A
802.11 n20	149	5745	16.61	16.34	16.44
	157	5785	16.73	16.66	16.24
	165	5825	16.65	16.63	16.26
802.11 n40	151	5755	16.19	16.55	15.68
	159	5795	16.42	15.77	15.67
802.11 ac20	149	5745	16.43	16.32	13.93
	157	5785	16.46	16.33	13.44
	165	5825	16.60	16.53	13.64
802.11 ac40	151	5755	15.76	15.95	14.80
	159	5795	16.02	15.91	14.86
802.11 ac80	155	5775	15.26	15.35	14.36
802.11 ax20	149	5745	16.42	16.46	14.89
	157	5785	16.47	16.37	14.89
	165	5825	16.61	16.56	15.08
802.11 ax40	151	5755	15.78	15.87	14.79
	159	5795	15.90	15.77	14.85
802.11 ax80	155	5775	15.35	15.21	14.36
802.11 be20	149	5745	16.40	16.44	14.86
	157	5785	16.55	16.35	14.85
	165	5825	16.55	16.54	15.04
802.11 be40	151	5755	15.66	15.67	14.85
	159	5795	15.96	15.72	14.88
802.11 be80	155	5775	15.34	15.32	14.45

11. EUT and Test Setup Photo

11.1 EUT Photo

Device for Open Front side

Device for Open Back side



Device for Open Top side

Device for Open Bottom side

Device for Open Left side



Device for Open Right side



Folding state Front side



Folding state Back side



Folding state Top side

Folding state Bottom side



Folding state Left side



Folding state Right side



11.2 Setup Photo

Right Touch



Right Tilt



Left Touch



Left Tilt



Body Front side(separation distance is 10mm)

Body Back side(separation distance is 10mm)



Body Left side(separation distance is 10mm)



Body Right side(separation distance is 10mm)



Body Bottom side(separation distance is 10mm)



Body Top side(separation distance is 10mm)



Folding state Front side(separation distance is 5mm)



Folding state Back side(separation distance is 5mm)

Folding state Left side(separation distance is 5mm)

Folding state Right side(separation distance is 5mm)



Folding state Bottom side(separation distance is 5mm)

Folding state Top side(separation distance is 5mm)



Limbs Front side(separation distance is 0mm)



Limbs Back side(separation distance is 0mm)



Limbs Left side(separation distance is 0mm)



Limbs Right side(separation distance is 0mm)



Limbs Bottom side(separation distance is 0mm)



Limbs Top side(separation distance is 0mm)



Liquid depth (15 cm)



12. SAR Result Summary

SAR Result of GSM850_ANT11									
Model	**Test Position**	**Freq.**	**SAR (1g) (W/kg)**	**Power Drift(%)**	**Max.Turn-up Power(dBm)**	**Meas.Output Power(dBm)**	**Scaling Factor**	**Scaled SAR (W/Kg)**	**Meas.No.**
Head Test Data									
GPRS (GMSK, 2-Slot)	Right Cheek	848.8	0.502	-3.91	31.50	31.250	1.059	**0.532**	**1**
	Right Tilt	848.8	0.221	0.84	31.50	31.250	1.059	0.234	/
	Left Cheek	848.8	0.424	0.08	31.50	31.250	1.059	0.449	**/**
	Left Tilt	848.8	0.185	-0.78	31.50	31.250	1.059	0.196	/
Body Test Data (10mm)									
GPRS (GMSK, 2-Slot)	Front Side	848.8	0.114	0.45	31.50	31.250	1.059	0.121	/
	Back Side	848.8	0.321	-3.49	31.50	31.250	1.059	**0.340**	**2**
	Left Side	848.8	0.225	0.59	31.50	31.250	1.059	0.238	/
Folding state Test Data (5mm)									
GPRS (GMSK, 2-Slot)	Front Side	848.8	0.245	-0.44	31.50	31.250	1.059	0.260	/
	Back Side	848.8	0.617	3.23	31.50	31.250	1.059	**0.654**	**3**
	Left Side	848.8	0.156	3.18	31.50	31.250	1.059	0.165	/
Limbs Test Data (0mm)									
GPRS (GMSK, 2-Slot)	Front Side	848.8	0.456	-2.72	31.50	30.910	1.146	0.522	/
	Back Side	848.8	0.755	4.00	31.50	31.110	1.094	0.826	/
	Back Side	848.8	0.737	-3.08	31.50	31.250	1.059	0.781	/
	Back Side	848.8	0.823	-3.53	31.50	31.250	1.059	**0.872**	**4**
	Left Side	848.8	0.252	-3.33	31.50	31.250	1.059	0.267	/
SAR Result of GSM850_ANT8									
Date of observation			**2025-05-05**						
Model	**Test Position**	**Freq.**	**SAR (1g) (W/kg)**	**Power Drift(%)**	**Max.Turn-up Power(dBm)**	**Meas.Output Power(dBm)**	**Scaling Factor**	**Scaled SAR (W/Kg)**	**Meas.No.**
Head Test Data									
GPRS (GMSK, 2-Slot)	Right Cheek	848.8	0.433	-3.93	31.00	30.650	1.084	**0.469**	**5**
	Right Tilt	848.8	0.214	2.74	31.00	30.650	1.084	0.232	/
	Left Cheek	848.8	0.405	-3.86	31.00	30.650	1.084	0.439	**/**
	Left Tilt	848.8	0.178	-3.48	31.00	30.650	1.084	0.193	/
Body Test Data (10mm)									
GPRS (GMSK, 2-Slot)	Front Side	848.8	0.112	0.12	31.00	30.650	1.084	0.121	/
	Back Side	848.8	0.241	-3.56	31.00	30.650	1.084	**0.261**	**6**
	Left Side	848.8	0.150	2.06	31.00	30.650	1.084	0.163	/
	Top Side	848.8	0.095	-1.84	31.00	30.650	1.084	0.103	/
Folding state Test Data (5mm)									

GPRS (GMSK, 2-Slot)	Front Side	848.8	0.209	-1.82	31.00	30.650	1.084	0.227	/
	Back Side	848.8	0.415	-0.32	31.00	30.650	1.084	**0.450**	**7**
	Bottom Side	848.8	0.187	1.75	31.00	30.650	1.084	0.203	/
Limbs Test Data (0mm)									
GPRS (GMSK, 2-Slot)	Front Side	848.8	0.219	2.09	31.00	30.650	1.084	0.237	/
	Back Side	848.8	0.409	-0.15	31.00	30.650	1.084	**0.443**	**8**
	Left Side	848.8	0.205	1.75	31.00	30.650	1.084	0.222	/
	Top Side	848.8	0.185	-3.54	31.00	30.650	1.084	0.201	/

SAR Result of PCS 1900_ANT11									
Model	**Test Position**	**Freq.**	**SAR (1g) (W/kg)**	**Power Drift(%)**	**Max.Turn-up Power(dBm)**	**Meas.Output Power(dBm)**	**Scaling Factor**	**Scaled SAR (W/Kg)**	**Meas.No.**
Head Test Data									
GPRS (GMSK, 2-Slot)	Right Cheek	1850.2	0.521	0.05	28.00	27.690	1.074	**0.560**	**9**
	Right Tilt	1880	0.204	0.24	28.00	27.870	1.030	0.210	/
	Left Cheek	1880	0.456	2.25	28.00	27.870	1.030	0.470	**/**
	Left Tilt	1880	0.197	2.73	28.00	27.870	1.030	0.203	/
Body Test Data (10mm)									
GPRS (GMSK, 2-Slot)	Front Side	1880	0.067	0.47	28.00	27.870	1.030	0.069	/
	Back Side	1880	0.166	-3.01	28.00	27.870	1.030	**0.171**	**10**
	Left Side	1880	0.095	0.26	28.00	27.870	1.030	0.098	/
Folding state Test Data (5mm)									
GPRS (GMSK, 2-Slot)	Front Side	1880	0.067	-0.27	28.00	27.870	1.030	0.069	/
	Back Side	1880	0.166	-3.04	28.00	27.750	1.059	**0.176**	**11**
	Left Side	1880	0.095	2.02	28.00	27.870	1.030	0.098	/
Limbs Test Data (0mm)									
GPRS (GMSK, 2-Slot)	Front Side	1880	0.320	3.85	28.00	27.870	1.030	0.330	/
	Back Side	1880	0.709	0.32	28.00	27.870	1.030	**0.731**	**12**
	Left Side	1880	0.286	-2.14	28.00	27.870	1.030	0.295	/
SAR Result of PCS 1900_ANT8									
Model	**Test Position**	**Freq.**	**SAR (1g) (W/kg)**	**Power Drift(%)**	**Max.Turn-up Power(dBm)**	**Meas.Output Power(dBm)**	**Scaling Factor**	**Scaled SAR (W/Kg)**	**Meas.No.**
Head Test Data									
GPRS (GMSK, 2-Slot)	Right Cheek	1880	0.564	-2.20	27.00	26.960	1.009	**0.569**	**13**
	Right Tilt	1880	0.215	1.63	27.00	26.960	1.009	0.217	/
	Left Cheek	1880	0.499	1.85	27.00	26.960	1.009	0.504	**/**
	Left Tilt	1880	0.207	2.55	27.00	26.960	1.009	0.209	/
Body Test Data (10mm)									
GPRS	Front Side	1880	0.135	-3.67	27.00	26.960	1.009	0.136	/

(GMSK, 2-Slot)	Back Side	1880	0.351	-0.34	27.00	26.960	1.009	**0.354**	**14**
	Left Side	1880	0.214	-0.74	27.00	26.960	1.009	0.216	/
	Top Side	1880	0.127	1.23	27.00	26.960	1.009	0.128	/
Folding state Test Data (5mm)									
GPRS (GMSK, 2-Slot)	Front Side	1880	0.434	0.02	27.00	26.960	1.009	0.438	/
	Back Side	1880	0.660	-3.78	27.00	26.960	1.009	0.666	/
	Back Side	1850.2	0.683	3.55	27.00	26.960	1.009	**0.689**	**15**
	Back Side	1909.8	0.565	-3.72	27.00	26.960	1.009	0.570	/
	Bottom Side	1880	0.229	3.80	27.00	26.960	1.009	0.231	/
Limbs Test Data (0mm)									
GPRS (GMSK, 2-Slot)	Front Side	1880	0.451	-3.54	27.00	26.960	1.009	0.455	/
	Back Side	1880	0.984	2.43	27.00	26.960	1.009	**0.993**	**16**
	Left Side	1880	0.205	0.71	27.00	26.960	1.009	0.207	/
	Top Side	1880	0.278	2.14	27.00	26.960	1.009	0.281	/

SAR Result of WCDMA Band 2_ANT11									
Model	**Test Position**	**Freq.**	**SAR (1g) (W/kg)**	**Power Drift(%)**	**Max.Turn-up Power(dBm)**	**Meas.Output Power(dBm)**	**Scaling Factor**	**Scaled SAR (W/Kg)**	**Meas.No.**
Head Test Data									
RMC	Right Cheek	1852.4	0.612	3.98	24.50	24.440	1.014	**0.621**	**17**
	Right Tilt	1852.4	0.305	-1.75	24.50	24.440	1.014	0.309	/
	Left Cheek	1852.4	0.545	0.65	24.50	24.440	1.014	0.553	**/**
	Left Tilt	1852.4	0.207	-2.02	24.50	24.440	1.014	0.210	/
Body Test Data (10mm)									
RMC	Front Side	1852.4	0.152	1.27	24.50	24.440	1.014	0.154	/
	Back Side	1852.4	0.395	2.82	24.50	24.440	1.014	**0.400**	**18**
	Left Side	1852.4	0.102	3.37	24.50	24.440	1.014	0.103	/
Folding state Test Data (5mm)									
RMC	Front Side	1852.4	0.294	1.84	24.50	24.440	1.014	0.298	/
	Back Side	1852.4	0.644	2.29	24.50	24.440	1.014	**0.653**	**19**
	Left Side	1852.4	0.324	-2.91	24.50	24.440	1.014	0.329	/
Limbs Test Data (0mm)									
RMC	Front Side	1852.4	0.632	0.83	24.50	24.440	1.014	0.641	/
	Back Side	1852.4	1.277	-1.32	24.50	24.440	1.014	**1.295**	**20**
	Left Side	1852.4	0.586	-3.36	24.50	24.440	1.014	0.594	/
SAR Result of PCS WCDMA Band 2_ANT8									
Model	**Test Position**	**Freq.**	**SAR (1g) (W/kg)**	**Power Drift(%)**	**Max.Turn-up Power(dBm)**	**Meas.Output Power(dBm)**	**Scaling Factor**	**Scaled SAR (W/Kg)**	**Meas.No.**
Head Test Data									

RMC	Right Cheek	1880	0.641	-2.18	24.50	24.320	1.042	0.668	/
	Right Tilt	1880	0.308	-3.82	24.50	24.320	1.042	0.321	/
	Left Cheek	1880	0.662	0.36	24.50	24.320	1.042	**0.690**	**21**
	Left Tilt	1880	0.335	1.81	24.50	24.320	1.042	0.349	/
Body Test Data (10mm)									
RMC	Front Side	1880	0.104	1.77	24.50	24.320	1.042	0.108	/
	Back Side	1880	0.302	-2.22	24.50	24.320	1.042	**0.315**	**22**
	Top Side	1880	0.116	0.26	24.50	24.320	1.042	0.121	/
Folding state Test Data (5mm)									
RMC	Front Side	1880	0.458	1.10	24.50	24.320	1.042	0.477	/
	Back Side	1852.4	0.651	0.60	24.50	24.230	1.064	0.693	/
	Back Side	1880	0.705	3.43	24.50	24.320	1.042	**0.735**	**23**
	Back Side	1907.6	0.612	-1.82	24.50	24.210	1.069	0.654	**/**
	Bottom Side	1880	0.514	0.75	24.50	24.320	1.042	0.536	/
Limbs Test Data (0mm)									
RMC	Front Side	1880	0.521	1.37	24.50	24.320	1.042	0.543	/
	Back Side	1880	0.729	2.74	24.50	24.320	1.042	**0.760**	**24**
	Top Side	1880	0.448	0.89	24.50	24.320	1.042	**0.467**	/

SAR Result of WCDMA Band 4_ANT11									
Model	**Test Position**	**Freq.**	**SAR (1g) (W/kg)**	**Power Drift(%)**	**Max.Turn-up Power(dBm)**	**Meas.Output Power(dBm)**	**Scaling Factor**	**Scaled SAR (W/Kg)**	**Meas.No.**
Head Test Data									
RMC	Right Cheek	1712.4	0.687	-0.46	25.00	24.540	1.112	**0.764**	**25**
	Right Tilt	1712.4	0.355	2.56	25.00	24.540	1.112	0.395	/
	Left Cheek	1712.4	0.594	3.11	25.00	24.540	1.112	0.660	**/**
	Left Tilt	1712.4	0.269	3.71	25.00	24.540	1.112	0.299	/
Body Test Data (10mm)									
RMC	Front Side	1712.4	0.146	3.63	25.00	24.540	1.112	0.162	/
	Back Side	1712.4	0.419	-1.59	25.00	24.540	1.112	**0.466**	**26**
	Left Side	1712.4	0.134	-2.51	25.00	24.540	1.112	0.149	/
Folding state Test Data (5mm)									
RMC	Front Side	1712.4	0.451	-0.47	25.00	24.540	1.112	0.501	/
	Back Side	1712.4	0.689	3.13	25.00	24.540	1.112	**0.766**	**27**
	Left Side	1712.4	0.278	-3.01	25.00	24.540	1.112	0.309	/
Limbs Test Data (0mm)									
RMC	Front Side	1712.4	0.532	-3.74	25.00	24.540	1.112	0.591	/
	Back Side	1712.4	1.174	-0.30	25.00	24.540	1.112	**1.305**	**28**
	Left Side	1712.4	0.330	-0.11	25.00	24.540	1.112	0.367	/

SAR Result of PCS WCDMA Band 4_ANT8									
Model	**Test Position**	**Freq.**	**SAR (1g) (W/kg)**	**Power Drift(%)**	**Max.Turn-up Power(dBm)**	**Meas.Output Power(dBm)**	**Scaling Factor**	**Scaled SAR (W/Kg)**	**Meas.No.**
Head Test Data									
RMC	Right Cheek	1712.4	0.722	2.58	24.50	24.420	1.019	**0.735**	**29**
	Right Tilt	1712.4	0.392	-3.86	24.50	24.420	1.019	0.399	/
	Left Cheek	1712.4	0.665	-1.49	24.50	24.420	1.019	0.677	**/**
	Left Tilt	1712.4	0.305	2.36	24.50	24.420	1.019	0.311	/
Body Test Data (10mm)									
RMC	Front Side	1712.4	0.125	0.65	24.50	24.420	1.019	0.127	/
	Back Side	1712.4	0.287	1.90	24.50	24.420	1.019	**0.292**	**30**
	Top Side	1712.4	0.096	-3.63	24.50	24.420	1.019	0.098	/
Folding state Test Data (5mm)									
RMC	Front Side	1712.4	0.314	0.86	24.50	24.420	1.019	0.320	/
	Back Side	1712.4	0.632	0.63	24.50	24.420	1.019	**0.644**	**31**
	Bottom Side	1712.4	0.224	2.53	24.50	24.420	1.019	0.228	/
Limbs Test Data (0mm)									
RMC	Front Side	1712.4	0.625	3.02	24.50	24.420	1.019	0.637	/
	Back Side	1712.4	1.119	0.52	24.50	24.420	1.019	**1.140**	**32**
	Top Side	1712.4	0.556	-2.57	24.50	24.420	1.019	0.566	/

SAR Result of WCDMA Band 5_ANT1									
Model	**Test Position**	**Freq.**	**SAR (1g) (W/kg)**	**Power Drift(%)**	**Max.Turn-up Power(dBm)**	**Meas.Output Power(dBm)**	**Scaling Factor**	**Scaled SAR (W/Kg)**	**Meas.No.**
Head Test Data									
RMC	Right Cheek	846.6	0.266	1.76	25.00	24.590	1.099	0.292	/
	Right Tilt	846.6	0.120	-1.28	25.00	24.590	1.099	0.132	/
	Left Cheek	846.6	0.280	-1.08	25.00	24.590	1.099	**0.308**	**33**
	Left Tilt	846.6	0.094	3.05	25.00	24.590	1.099	0.103	/
Body Test Data (10mm)									
RMC	Front Side	846.6	0.169	-1.78	25.00	24.590	1.099	0.186	/
	Back Side	846.6	0.266	-2.36	25.00	24.590	1.099	**0.292**	**34**
	Right Side	846.6	0.104	-0.40	25.00	24.590	1.099	0.114	/
Folding state Test Data (5mm)									
RMC	Front Side	846.6	0.311	-2.90	25.00	24.590	1.099	0.342	/
	Back Side	846.6	0.425	-2.22	25.00	24.590	1.099	**0.467**	**35**
Limbs Test Data (0mm)									
RMC	Front Side	846.6	0.457	-1.82	25.00	24.590	1.099	0.502	/
	Back Side	846.6	0.686	0.55	25.00	24.590	1.099	**0.754**	**36**

SAR Result of WCDMA Band 5_ANT3									
Model	**Test Position**	**Freq.**	**SAR (1g) (W/kg)**	**Power Drift(%)**	**Max.Turn-up Power(dBm)**	**Meas.Output Power(dBm)**	**Scaling Factor**	**Scaled SAR (W/Kg)**	**Meas.No.**
Head Test Data									
RMC	Right Cheek	836.6	0.660	2.95	24.50	24.110	1.094	**0.722**	**37**
	Right Tilt	836.6	0.331	-1.57	24.50	24.110	1.094	0.362	/
	Left Cheek	836.6	0.598	1.93	24.50	24.110	1.094	0.654	**/**
	Left Tilt	836.6	0.264	-0.55	24.50	24.110	1.094	0.289	/
Body Test Data (10mm)									
RMC	Front Side	836.6	0.145	1.08	24.50	24.110	1.094	0.159	/
	Back Side	836.6	0.384	1.57	24.50	24.110	1.094	**0.420**	**38**
	Right Side	836.6	0.115	-0.71	24.50	24.110	1.094	0.126	/
Folding state Test Data (5mm)									
RMC	Front Side	836.6	0.264	-0.26	24.50	24.110	1.094	0.289	/
	Back Side	836.6	0.423	2.00	24.50	24.110	1.094	**0.463**	**39**
	Right Side	836.6	0.220	-1.76	24.50	24.110	1.094	0.241	/
Limbs Test Data (0mm)									
RMC	Front Side	836.6	0.367	-1.31	24.50	24.110	1.094	0.401	/
	Back Side	836.6	0.711	2.07	24.50	24.110	1.094	**0.778**	**40**
	Right Side	836.6	0.286	3.08	24.50	24.110	1.094	0.313	/

SAR Result of LTE Band 5_ANT_1												
BW (MHz)	Mod.	RB Size	RB offset	Test Position	Freq.	Result 1g (W/Kg)	Power Drift(%)	Max. Turn-up Power(dBm)	Meas. Output Power(dBm)	Scaling Factor	Scaled SAR (W/Kg)	Meas.No.
Head Test Data												
10M	QPSK	1	49	Right Cheek	829	0.381	3.33	25.50	25.10	1.096	**0.418**	**41**
		25	24	Right Cheek	836.5	0.334	2.20	24.50	24.10	1.096	0.366	/
		1	49	Right Tilt	829	0.141	-2.61	25.50	25.10	1.096	0.155	/
		25	24	Right Tilt	836.5	0.123	-3.05	24.50	24.10	1.096	0.135	/
		1	49	Left Cheek	829	0.341	-0.76	25.50	25.10	1.096	0.374	**/**
		25	24	Left Cheek	836.5	0.304	3.00	24.50	24.10	1.096	0.333	/
		1	49	Left Tilt	829	0.120	-2.91	25.50	25.10	1.096	0.132	/
		25	24	Left Tilt	836.5	0.116	1.57	24.50	24.10	1.096	0.127	/
Body Test Data (10mm)												
10M	QPSK	1	49	Front side	829	0.141	-3.50	25.50	25.10	1.096	0.155	/
		25	24	Front side	836.5	0.115	1.87	24.50	24.10	1.096	0.126	/

		1	49	Back Side	829	0.202	-3.81	25.50	25.10	1.096	**0.221**	**42**
		25	24	Back Side	836.5	0.138	-2.06	24.50	24.10	1.096	0.151	/
Folding state Test Data (5mm)												
10M	QPSK	1	49	Front side	829	0.198	0.32	25.50	25.10	1.096	0.217	/
		25	24	Front side	836.5	0.141	-3.77	24.50	24.10	1.096	0.155	/
		1	49	Back Side	829	0.515	-1.36	25.50	25.10	1.096	**0.565**	**43**
		25	24	Back Side	836.5	0.457	-1.56	24.50	24.10	1.096	0.501	**/**
Limbs Test Data (0mm)												
10M	QPSK	1	49	Front side	829	0.314	-3.12	25.50	25.10	1.096	0.344	/
		25	24	Front side	836.5	0.256	0.27	24.50	24.10	1.096	0.281	/
		1	49	Back Side	829	0.785	0.23	25.50	25.10	1.096	**0.861**	**44**
		25	24	Back Side	836.5	0.679	2.83	24.50	24.10	1.096	0.745	**/**
SAR Result of LTE Band 5_ANT_3												
BW (MHz)	Mod.	RB Size	RB offset	Test Position	Freq.	Result 1g (W/Kg)	Power Drift(%)	Max. Turn-up Power(dBm)	Meas. Output Power(dBm)	Scaling Factor	Scaled SAR (W/Kg)	Meas.No.
Head Test Data												
10M	QPSK	1	24	Right Cheek	836.5	0.310	-3.09	25.00	24.49	1.125	**0.349**	**45**
		25	24	Right Cheek	836.5	0.258	1.84	24.00	23.55	1.109	0.286	/
		1	24	Right Tilt	836.5	0.143	-0.69	25.00	24.49	1.125	0.161	/
		25	24	Right Tilt	836.5	0.112	-2.97	24.00	23.55	1.109	0.124	/
		1	24	Left Cheek	836.5	0.286	1.70	25.00	24.49	1.125	0.322	**/**
		25	24	Left Cheek	836.5	0.236	3.96	24.00	23.55	1.109	0.262	/
		1	24	Left Tilt	836.5	0.118	0.28	25.00	24.49	1.125	0.133	/
		25	24	Left Tilt	836.5	0.106	3.50	24.00	23.55	1.109	0.118	/
Body Test Data (10mm)												
10M	QPSK	1	24	Front side	836.5	0.264	3.03	25.00	24.49	1.125	0.297	/
		25	24	Front side	836.5	0.233	-2.92	24.00	23.55	1.109	0.258	/
		1	24	Back Side	836.5	0.479	3.77	25.00	24.49	1.125	**0.539**	**46**
		25	24	Back Side	836.5	0.423	-0.56	24.00	23.55	1.109	0.469	/
		1	24	Right Side	836.5	0.211	0.59	25.00	24.49	1.125	0.237	/
		25	24	Right Side	836.5	0.235	-1.93	24.00	23.55	1.109	**0.261**	/
Folding state Test Data (5mm)												
10M	QPSK	1	24	Front side	836.5	0.312	3.62	25.00	24.49	1.125	0.351	/
		25	24	Front side	836.5	0.269	-3.56	24.00	23.55	1.109	0.298	/
		1	24	Back Side	836.5	0.625	-0.53	25.00	24.49	1.125	**0.703**	**47**
		25	24	Back Side	836.5	0.547	-3.69	24.00	23.55	1.109	0.607	**/**

Limbs Test Data (0mm)												
10M	QPSK	1	24	Front side	836.5	0.269	-2.31	25.00	24.49	1.125	0.303	/
		25	24	Front side	836.5	0.245	-1.03	24.00	23.55	1.109	0.272	/
		1	24	Back Side	836.5	0.565	-2.42	25.00	24.49	1.125	**0.635**	**48**
		25	24	Back Side	836.5	0.514	-3.65	24.00	23.55	1.109	0.570	**/**
		1	24	Right Side	836.5	0.133	3.76	25.00	24.49	1.125	0.150	**/**
		25	24	Right Side	836.5	0.145	-1.80	24.00	23.55	1.109	0.161	**/**

SAR Result of LTE Band 7_ANT_11												
BW (MHz)	Mod.	RB Size	RB offset	Test Position	Freq.	Result 1g (W/Kg)	Power Drift(%)	Max. Turn-up Power(dBm)	Meas. Output Power(dBm)	Scaling Factor	Scaled SAR (W/Kg)	Meas.No.
Head Test Data												
20M	QPSK	1	99	Right Cheek	2560	0.427	1.54	25.00	24.47	1.130	**0.482**	**49**
		50	24	Right Cheek	2560	0.365	2.08	23.50	23.47	1.007	0.368	/
		1	99	Right Tilt	2560	0.159	0.51	25.00	24.47	1.130	0.180	/
		50	24	Right Tilt	2560	0.135	3.29	23.50	23.47	1.007	0.136	/
		1	99	Left Cheek	2560	0.397	3.29	25.00	24.47	1.130	0.449	**/**
		50	24	Left Cheek	2560	0.341	-3.57	23.50	23.47	1.007	0.343	/
		1	99	Left Tilt	2560	0.132	3.64	25.00	24.47	1.130	0.149	/
		50	24	Left Tilt	2560	0.118	-3.94	23.50	23.47	1.007	0.119	/
Body Test Data (10mm)												
20M	QPSK	1	99	Front side	2560	0.086	3.41	25.00	24.47	1.130	0.097	/
		50	24	Front side	2560	0.075	-0.04	23.50	23.47	1.007	0.076	/
		1	99	Back Side	2560	0.117	1.08	25.00	24.47	1.130	**0.132**	**50**
		50	24	Back Side	2560	0.084	-3.14	23.50	23.47	1.007	0.085	/
		1	99	Left Side	2560	0.059	0.73	25.00	24.47	1.130	0.067	/
		50	24	Left Side	2560	0.055	2.73	23.50	23.47	1.007	0.055	/
Folding state Test Data (5mm)												
20M	QPSK	1	99	Front side	2560	0.129	2.27	25.00	24.47	1.130	0.146	/
		50	24	Front side	2560	0.110	0.09	23.50	23.47	1.007	0.111	/
		1	99	Back Side	2560	0.280	-1.37	25.00	24.47	1.130	**0.316**	**51**
		50	24	Back Side	2560	0.234	3.65	23.50	23.47	1.007	0.236	**/**
		1	99	Left Side	2560	0.093	-2.45	25.00	24.47	1.130	0.105	/
		50	24	Left Side	2560	0.087	-1.48	23.50	23.47	1.007	0.088	/
Limbs Test Data (0mm)												
20M	QPSK	1	99	Front side	2560	0.344	-3.81	25.00	24.47	1.130	0.389	/

		50	24	Front side	2560	0.289	-3.10	23.50	23.47	1.007	0.291	/
		1	99	Back Side	2560	0.812	-0.86	25.00	24.47	1.130	**0.917**	**52**
		50	24	Back Side	2560	0.743	3.22	23.50	23.47	1.007	0.748	**/**
		1	99	Left Side	2560	0.257	-1.90	25.00	24.47	1.130	0.290	/
		50	24	Left Side	2560	0.219	1.83	23.50	23.47	1.007	0.221	/
SAR Result of LTE Band 7_ANT_8												
BW (MHz)	Mod.	RB Size	RB offset	Test Position	Freq.	Result 1g (W/Kg)	Power Drift(%)	Max. Turn-up Power(dBm)	Meas. Output Power(dBm)	Scaling Factor	Scaled SAR (W/Kg)	Meas.No.
Head Test Data												
20M	QPSK	1	49	Right Cheek	2535	0.463	3.97	24.50	24.24	1.062	**0.492**	**53**
		50	49	Right Cheek	2535	0.392	3.32	23.50	23.18	1.076	0.422	/
		1	49	Right Tilt	2535	0.175	3.88	24.50	24.24	1.062	0.186	/
		50	49	Right Tilt	2535	0.149	0.95	23.50	23.18	1.076	0.160	/
		1	49	Left Cheek	2535	0.428	-0.22	24.50	24.24	1.062	0.454	**/**
		50	49	Left Cheek	2535	0.376	-1.08	23.50	23.18	1.076	0.405	/
		1	49	Left Tilt	2535	0.152	3.38	24.50	24.24	1.062	0.161	/
		50	49	Left Tilt	2535	0.131	3.74	23.50	23.18	1.076	0.141	/
Body Test Data (10mm)												
20M	QPSK	1	49	Front side	2535	0.255	-1.96	24.50	24.24	1.062	**0.271**	/
		50	49	Front side	2535	0.178	2.74	23.50	23.18	1.076	0.192	/
		1	49	Back Side	2535	0.553	1.98	24.50	24.24	1.062	**0.587**	**54**
		50	49	Back Side	2560	0.495	-0.62	23.50	23.12	1.091	**0.540**	/
		1	49	Left Side	2535	0.437	-2.55	24.50	24.24	1.062	0.464	**/**
		50	49	Left Side	2560	0.379	-2.53	23.50	23.12	1.091	0.414	/
		1	49	Top Side	2535	0.321	0.34	24.50	24.24	1.062	0.341	**/**
		50	49	Top Side	2560	0.263	-0.48	23.50	23.12	1.091	0.287	/
Folding state Test Data (5mm)												
20M	QPSK	1	49	Front side	2535	0.441	2.79	24.50	24.24	1.062	0.468	/
		50	49	Front side	2535	0.436	-3.04	23.50	23.18	1.076	0.469	/
		1	49	Back Side	2535	0.723	2.36	24.50	24.24	1.062	**0.768**	**55**
		50	49	Back Side	2535	0.697	1.75	23.50	23.18	1.076	0.750	**/**
		1	49	Bottom Side	2535	0.286	3.99	24.50	24.24	1.062	0.304	/
		50	49	Bottom Side	2535	0.241	0.60	23.50	23.18	1.076	0.259	/
Limbs Test Data (0mm)												

20M	QPSK	1	49	Front side	2535	1.253	1.95	24.50	24.24	1.062	1.330	/
		50	49	Front side	2535	1.189	-2.10	23.50	23.18	1.076	1.280	/
		1	49	Back Side	2535	1.451	-2.63	24.50	24.24	1.062	**1.541**	**56**
		50	49	Back Side	2535	1.324	1.59	23.50	23.18	1.076	1.425	**/**

SAR Result of LTE Band 12/17_ANT_1												
Date of observation			**2025-05-05**									
BW (MHz)	Mod.	RB Size	RB offset	Test Position	Freq.	Result 1g (W/Kg)	Power Drift(%)	Max. Turn-up Power(dBm)	Meas. Output Power(dBm)	Scaling Factor	Scaled SAR (W/Kg)	Meas.No.
Head Test Data												
10M	QPSK	1	0	Right Cheek	711	0.100	-0.21	25.50	25.02	1.117	**0.112**	**57**
		25	24	Right Cheek	711	0.091	-1.90	24.50	24.09	1.099	0.100	/
		1	0	Right Tilt	711	0.039	2.62	25.50	25.02	1.117	0.044	/
		25	24	Right Tilt	711	0.030	2.43	24.50	24.09	1.099	0.033	/
		1	0	Left Cheek	711	0.090	-3.59	25.50	25.02	1.117	0.101	**/**
		25	24	Left Cheek	711	0.078	0.98	24.50	24.09	1.099	0.086	/
		1	0	Left Tilt	711	0.032	3.57	25.50	25.02	1.117	0.036	/
		25	24	Left Tilt	711	0.026	-0.36	24.50	24.09	1.099	0.029	/
Body Test Data (10mm)												
10M	QPSK	1	0	Front side	711	0.095	-0.83	25.50	25.02	1.117	0.106	/
		25	24	Front side	711	0.081	-1.12	24.50	24.09	1.099	0.089	/
		1	0	Back Side	711	0.160	1.20	25.50	25.02	1.117	**0.179**	**58**
		25	24	Back Side	711	0.134	3.87	24.50	24.09	1.099	0.147	/
Folding state Test Data (5mm)												
10M	QPSK	1	0	Front side	711	0.090	-0.35	25.50	25.02	1.117	0.101	/
		25	24	Front side	711	0.086	-0.74	24.50	24.09	1.099	0.095	/
		1	0	Back Side	711	0.237	3.72	25.50	25.02	1.117	**0.265**	**59**
		25	24	Back Side	711	0.224	-2.70	24.50	24.09	1.099	0.246	**/**
Limbs Test Data (0mm)												
10M	QPSK	1	0	Front side	711	0.151	-0.14	25.50	25.02	1.117	0.169	/
		25	24	Front side	711	0.136	3.62	24.50	24.09	1.099	0.149	/
		1	0	Back Side	711	0.383	-0.80	25.50	25.02	1.117	**0.428**	**60**
		25	24	Back Side	711	0.372	-2.42	24.50	24.09	1.099	0.409	**/**
SAR Result of LTE Band 12/17_ANT_3												
Date of observation			**2025-05-05**									
BW	Mod.	RB	RB	Test	Freq.	Result	Power	Max.	Meas.	Scaling Factor	Scaled SAR	Meas.No.

(MHz)		Size	offset	Position		1g (W/Kg)	Drift(%)	Turn-up Power(dBm)	Output Power(dBm)		(W/Kg)	
Head Test Data												
10M	QPSK	1	24	Right Cheek	704	0.460	3.02	25.00	24.50	1.122	**0.516**	**61**
		50	24	Right Cheek	711	0.384	2.18	24.00	23.59	1.099	0.422	/
		1	24	Right Tilt	704	0.212	-3.19	25.00	24.50	1.122	0.238	/
		50	24	Right Tilt	711	0.166	-0.51	24.00	23.59	1.099	0.182	/
		1	24	Left Cheek	704	0.424	-0.11	25.00	24.50	1.122	0.476	**/**
		50	24	Left Cheek	711	0.348	0.62	24.00	23.59	1.099	0.382	/
		1	24	Left Tilt	704	0.175	3.71	25.00	24.50	1.122	0.196	/
		50	24	Left Tilt	711	0.158	-0.02	24.00	23.59	1.099	0.174	/
Body Test Data (10mm)												
10M	QPSK	1	24	Front side	704	0.264	-0.28	25.00	24.50	1.122	0.296	/
		50	24	Front side	711	0.213	3.02	24.00	23.59	1.099	0.234	/
		1	24	Back Side	704	0.513	-2.05	25.00	24.50	1.122	**0.576**	**62**
		50	24	Back Side	711	0.465	-0.71	24.00	23.59	1.099	0.511	/
		1	24	Back Side	704	0.211	-3.35	25.00	24.50	1.122	0.237	**/**
		50	24	Back Side	711	0.202	-0.68	24.00	23.59	1.099	0.222	/
Folding state Test Data (5mm)												
10M	QPSK	1	24	Front side	704	0.345	-1.81	25.00	24.50	1.122	0.387	/
		50	24	Front side	711	0.295	-3.75	24.00	23.59	1.099	0.324	/
		1	24	Back Side	704	0.709	-0.42	25.00	24.50	1.122	**0.796**	**63**
		50	24	Back Side	711	0.627	2.68	24.00	23.59	1.099	0.689	**/**
Limbs Test Data (0mm)												
10M	QPSK	1	24	Front side	704	0.314	-2.91	25.00	24.50	1.122	0.352	/
		50	24	Front side	711	0.287	-1.29	24.00	23.59	1.099	0.315	/
		1	24	Back Side	704	0.657	-3.04	25.00	24.50	1.122	**0.737**	**64**
		50	24	Back Side	711	0.595	-3.76	24.00	23.59	1.099	0.654	**/**
		1	24	Left Tilt	704	0.109	3.98	25.00	24.50	1.122	0.122	**/**
		50	24	Left Tilt	711	0.205	2.45	24.00	23.59	1.099	0.225	**/**

SAR Result of LTE Band 25/2_ANT_11												
BW (MHz)	Mod.	RB Size	RB offset	Test Position	Freq.	Result 1g (W/Kg)	Power Drift(%)	Max. Turn-up Power(dBm)	Meas. Output Power(dBm)	Scaling Factor	Scaled SAR (W/Kg)	Meas.No.
Head Test Data												
20M	QPSK	1	49	Right Cheek	1882.5	0.680	1.10	25.50	25.13	1.089	**0.740**	**65**
		50	24	Right Cheek	1860	0.603	0.19	24.50	24.13	1.089	0.657	/
		1	49	Right Tilt	1882.5	0.348	-1.45	25.50	25.13	1.089	0.379	/
		50	24	Right Tilt	1860	0.306	1.90	24.50	24.13	1.089	0.333	/
		1	49	Left Cheek	1882.5	0.598	0.21	25.50	25.13	1.089	0.651	/
		50	24	Left Cheek	1860	0.506	1.83	24.50	24.13	1.089	0.551	/
		1	49	Left Tilt	1882.5	0.306	1.23	25.50	25.13	1.089	0.333	/
		50	24	Left Tilt	1860	0.245	-1.90	24.50	24.13	1.089	0.267	/
Body Test Data (10mm)												
20M	QPSK	1	49	Front side	1882.5	0.236	-1.59	25.50	25.13	1.089	0.257	/
		50	24	Front side	1860	0.192	0.47	24.50	24.13	1.089	0.209	/
		1	49	Back Side	1882.5	0.431	-2.27	25.50	25.13	1.089	**0.469**	**66**
		50	24	Back Side	1860	0.373	3.76	24.50	24.13	1.089	0.406	/
		1	49	Left Side	1882.5	0.290	-3.16	25.50	25.13	1.089	0.316	/
		50	24	Left Side	1860	0.253	-0.82	24.50	24.13	1.089	0.275	/
Folding state Test Data (5mm)												
20M	QPSK	1	49	Front side	1882.5	0.489	2.95	25.50	25.13	1.089	0.532	/
		50	24	Front side	1860	0.400	3.14	24.50	24.13	1.089	0.436	/
		1	49	Back Side	1882.5	0.713	3.45	25.50	25.13	1.089	**0.776**	**67**
		50	24	Back Side	1860	0.641	1.55	24.50	24.13	1.089	0.698	/
		1	49	Left Side	1882.5	0.339	-1.76	25.50	25.13	1.089	0.369	/
		50	24	Left Side	1860	0.291	-0.60	24.50	24.13	1.089	0.317	/
Limbs Test Data (0mm)												
20M	QPSK	1	49	Front side	1882.5	0.390	-2.40	25.50	25.13	1.089	0.425	/
		50	24	Front side	1860	0.355	3.88	24.50	24.13	1.089	0.387	/
		1	49	Back Side	1882.5	0.769	1.55	25.50	25.13	1.089	**0.837**	**68**
		50	24	Back Side	1860	0.737	-2.04	24.50	24.13	1.089	0.803	/
		1	49	Left Side	1882.5	0.319	1.94	25.50	25.13	1.089	0.347	/
		50	24	Left Side	1860	0.308	-0.95	24.50	24.13	1.089	0.335	/

SAR Result of LTE Band 25/2_ANT_8												
BW (MHz)	Mod.	RB Size	RB offset	Test Position	Freq.	Result 1g (W/Kg)	Power Drift(%)	Max. Turn-up Power(dBm)	Meas. Output Power(dBm)	Scaling Factor	Scaled SAR (W/Kg)	Meas.No.
Head Test Data												
20M	QPSK	1	99	Right Cheek	1860	0.320	-3.04	25.00	24.70	1.072	**0.343**	**69**
		50	49	Right Cheek	1882.5	0.247	-3.31	24.00	23.72	1.067	0.263	/
		1	99	Right Tilt	1860	0.131	-1.31	25.00	24.70	1.072	0.140	/
		50	49	Right Tilt	1882.5	0.105	2.95	24.00	23.72	1.067	0.112	/
		1	99	Left Cheek	1860	0.259	-0.38	25.00	24.70	1.072	0.278	/
		50	49	Left Cheek	1882.5	0.228	-2.26	24.00	23.72	1.067	0.243	/
		1	99	Left Tilt	1860	0.102	-3.29	25.00	24.70	1.072	0.109	/
		50	49	Left Tilt	1882.5	0.090	2.02	24.00	23.72	1.067	0.096	/
Body Test Data (10mm)												
20M	QPSK	1	99	Front side	1860	0.304	2.72	25.00	24.70	1.072	0.326	/
		50	49	Front side	1882.5	0.238	3.75	24.00	23.72	1.067	0.254	/
		1	99	Back Side	1860	0.554	-0.33	25.00	24.70	1.072	**0.594**	**70**
		50	49	Back Side	1882.5	0.485	-1.06	24.00	23.72	1.067	0.517	/
Folding state Test Data (5mm)												
20M	QPSK	1	99	Front side	1860	0.447	1.14	25.00	24.70	1.072	0.479	/
		50	49	Front side	1882.5	0.359	-0.89	24.00	23.72	1.067	0.383	/
		1	99	Back Side	1860	0.695	-2.26	25.00	24.70	1.072	**0.745**	**71**
		50	49	Back Side	1882.5	0.559	-0.59	24.00	23.72	1.067	0.596	/
		1	99	Bottom Side	1860	0.624	-0.77	25.00	24.70	1.072	0.669	/
		50	49	Bottom Side	1882.5	0.501	-0.32	24.00	23.72	1.067	0.534	/
Limbs Test Data (0mm)												
20M	QPSK	1	99	Front side	1860	0.458	-0.76	25.00	24.70	1.072	0.491	/
		50	49	Front side	1882.5	0.369	1.35	24.00	23.72	1.067	0.394	/
		1	99	Back Side	1860	0.673	4.00	25.00	24.70	1.072	**0.721**	**72**
		50	49	Back Side	1882.5	0.566	2.68	24.00	23.72	1.067	0.604	/

SAR Result of LTE Band 26_ANT_1												
Date of observation			2025-05-05									
BW (MHz)	Mod.	RB Size	RB offset	Test Position	Freq.	Result 1g (W/Kg)	Power Drift(%)	Max. Turn-up Power(dBm)	Meas. Output Power(dBm)	Scaling Factor	Scaled SAR (W/Kg)	Meas.No.
Head Test Data												
15M	QPSK	1	0	Right Cheek	841.5	0.286	-3.6	25.50	25.00	1.122	0.321	/
		36	18	Right Cheek	841.5	0.252	-1.2	24.50	24.03	1.114	0.281	/
		1	0	Right Tilt	841.5	0.101	1.2	25.50	25.00	1.122	0.113	/
		36	18	Right Tilt	841.5	0.097	1.3	24.50	24.03	1.114	0.108	/
		1	0	Left Cheek	841.5	0.320	3.2	25.50	25.00	1.122	**0.359**	**73**
		36	18	Left Cheek	841.5	0.285	-1.8	24.50	24.03	1.114	0.318	/
		1	0	Left Tilt	841.5	0.120	-2.2	25.50	25.00	1.122	0.135	/
		36	18	Left Tilt	841.5	0.103	3.1	24.50	24.03	1.114	0.115	/
Body Test Data (10mm)												
15M	QPSK	1	0	Front side	841.5	0.207	-0.4	25.50	25.00	1.122	0.232	/
		36	18	Front side	841.5	0.177	-3.9	24.50	24.03	1.114	0.197	/
		1	0	Back Side	841.5	0.348	3.3	25.50	25.00	1.122	**0.390**	**74**
		36	18	Back Side	841.5	0.292	2.5	24.50	24.03	1.114	0.325	/
		1	0	Right Side	841.5	0.102	-1.3	25.50	25.00	1.122	0.114	**/**
		36	18	Right Side	841.5	0.133	-3.7	24.50	24.03	1.114	0.148	/
Folding state Test Data (5mm)												
15M	QPSK	1	0	Front side	841.5	0.305	3.9	25.50	25.00	1.122	0.342	/
		36	18	Front side	841.5	0.256	-0.9	24.50	24.03	1.114	0.285	/
		1	0	Back Side	841.5	0.609	3.9	25.50	25.00	1.122	**0.683**	**75**
		36	18	Back Side	841.5	0.521	-0.5	24.50	24.03	1.114	0.581	**/**
Limbs Test Data (0mm)												
15M	QPSK	1	0	Front side	841.5	0.365	-3.3	25.50	25.00	1.122	0.410	/
		36	18	Front side	841.5	0.329	2.5	24.50	24.03	1.114	0.367	/
		1	0	Back Side	841.5	0.918	-3.7	25.50	25.00	1.122	**1.030**	**76**
		36	18	Back Side	841.5	0.883	0.8	24.50	24.03	1.114	0.984	**/**
		1	0	Right Side	841.5	0.205	-1.9	25.50	25.00	1.122	0.230	**/**
		36	18	Right Side	841.5	0.211	-2.4	24.50	24.03	1.114	**0.235**	/

SAR Result of LTE Band 26_ANT_3												
Date of observation			2025-05-05									
BW (MHz)	Mod.	RB Size	RB offset	Test Position	Freq.	Result 1g (W/Kg)	Power Drift(%)	Max. Turn-up Power(dBm)	Meas. Output Power(dBm)	Scaling Factor	Scaled SAR (W/Kg)	Meas.No.
Head Test Data												
15M	QPSK	1	74	Right Cheek	841.5	0.630	-1.87	24.50	24.41	1.021	**0.643**	**77**
		36	18	Right Cheek	841.5	0.527	1.65	23.50	23.45	1.012	0.533	/
		1	74	Right Tilt	841.5	0.290	-1.90	24.50	24.41	1.021	0.296	/
		36	18	Right Tilt	841.5	0.229	-2.19	23.50	23.45	1.012	0.232	/
		1	74	Left Cheek	841.5	0.586	0.15	24.50	24.41	1.021	0.598	/
		36	18	Left Cheek	841.5	0.483	2.73	23.50	23.45	1.012	0.489	/
		1	74	Left Tilt	841.5	0.240	1.10	24.50	24.41	1.021	0.245	/
		36	18	Left Tilt	841.5	0.216	-2.99	23.50	23.45	1.012	0.219	/
Body Test Data (10mm)												
15M	QPSK	1	74	Front side	841.5	0.190	3.75	24.50	24.41	1.021	0.194	/
		36	18	Front side	841.5	0.167	-2.67	23.50	23.45	1.012	0.169	/
		1	74	Back Side	841.5	0.348	-0.18	24.50	24.41	1.021	**0.355**	**78**
		36	18	Back Side	841.5	0.306	-3.10	23.50	23.45	1.012	0.310	/
		1	74	Right Side	841.5	0.166	2.82	24.50	24.41	1.021	0.169	/
		36	18	Right Side	841.5	0.147	1.51	23.50	23.45	1.012	0.149	/
Folding state Test Data (5mm)												
15M	QPSK	1	74	Front side	841.5	0.270	0.04	24.50	24.41	1.021	0.276	/
		36	18	Front side	841.5	0.234	0.34	23.50	23.45	1.012	0.237	/
		1	74	Back Side	841.5	0.538	-0.41	24.50	24.41	1.021	**0.549**	**79**
		36	18	Back Side	841.5	0.471	-0.86	23.50	23.45	1.012	0.476	/
Limbs Test Data (0mm)												
15M	QPSK	1	74	Front side	841.5	0.294	-3.29	24.50	24.41	1.021	0.300	/
		36	18	Front side	841.5	0.250	-2.57	23.50	23.45	1.012	0.253	/
		1	74	Back Side	841.5	0.580	-1.21	24.50	24.41	1.021	**0.592**	**80**
		36	18	Back Side	841.5	0.525	2.34	23.50	23.45	1.012	0.531	/
		1	74	Right Side	841.5	0.209	-1.41	24.50	24.41	1.021	0.213	/
		36	18	Right Side	841.5	0.233	-0.45	23.50	23.45	1.012	**0.236**	/

SAR Result of LTE Band 41_ANT_11												
Date of observation			2025-05-05									
BW (MHz)	Mod.	RB Size	RB offset	Test Position	Freq.	Result 1g (W/Kg)	Power Drift(%)	Max. Turn-up Power(dBm)	Meas. Output Power(dBm)	Scaling Factor	Scaled SAR (W/Kg)	Meas.No.
Head Test Data												
20M	QPSK	1	49	Right Cheek	2593	0.310	3.68	25.50	24.98	1.127	**0.349**	**81**
		50	49	Right Cheek	2680	0.268	-1.55	24.50	24.00	1.122	0.301	/
		1	49	Right Tilt	2593	0.116	-1.48	25.50	24.98	1.127	0.131	/
		50	49	Right Tilt	2680	0.098	1.23	24.50	24.00	1.122	0.110	/
		1	49	Left Cheek	2593	0.288	-1.80	25.50	24.98	1.127	0.325	/
		50	49	Left Cheek	2680	0.247	2.08	24.50	24.00	1.122	0.277	/
		1	49	Left Tilt	2593	0.096	2.13	25.50	24.98	1.127	0.108	/
		50	49	Left Tilt	2680	0.087	-0.57	24.50	24.00	1.122	0.098	/
Body Test Data (10mm)												
20M	QPSK	1	49	Front side	2593	0.256	3.11	25.50	24.98	1.127	0.289	/
		50	49	Front side	2680	0.222	2.27	24.50	24.00	1.122	0.249	/
		1	49	Back Side	2593	0.348	1.06	25.50	24.98	1.127	**0.392**	**82**
		50	49	Back Side	2680	0.250	2.25	24.50	24.00	1.122	0.281	/
		1	49	Left Side	2593	0.176	-3.72	25.50	24.98	1.127	0.198	/
		50	49	Left Side	2680	0.164	-3.85	24.50	24.00	1.122	0.184	/
Folding state Test Data (5mm)												
20M	QPSK	1	49	Front side	2593	0.323	1.49	25.50	24.98	1.127	0.364	/
		50	49	Front side	2680	0.275	-3.37	24.50	24.00	1.122	0.309	/
		1	49	Back Side	2593	0.622	1.79	25.50	24.98	1.127	**0.701**	**83**
		50	49	Back Side	2680	0.554	-3.72	24.50	24.00	1.122	0.622	/
		1	49	Left Side	2593	0.233	0.98	25.50	24.98	1.127	0.263	/
		50	49	Left Side	2680	0.218	3.82	24.50	24.00	1.122	0.245	/
Limbs Test Data (0mm)												
20M	QPSK	1	49	Front side	2593	0.389	2.00	25.50	24.98	1.127	0.438	/
		50	49	Front side	2680	0.325	-2.92	24.50	24.00	1.122	0.365	/
		1	49	Back Side	2593	0.918	1.91	25.50	24.98	1.127	**1.035**	**84**
		50	49	Back Side	2680	0.843	-3.86	24.50	24.00	1.122	0.946	/
		1	49	Left Side	2593	0.289	-1.31	25.50	24.98	1.127	0.326	/
		50	49	Left Side	2680	0.247	2.92	24.50	24.00	1.122	0.277	/
SAR Result of LTE Band 41_ANT_8												
Date of observation			2025-05-05									

BW (MHz)	Mod.	RB Size	RB offset	Test Position	Freq.	Result 1g (W/Kg)	Power Drift(%)	Max. Turn-up Power(dBm)	Meas. Output Power(dBm)	Scaling Factor	Scaled SAR (W/Kg)	Meas.No.
Head Test Data												
20M	QPSK	1	49	Right Cheek	2506	0.299	-1.93	25.00	24.57	1.104	0.330	/
		50	24	Right Cheek	2506	0.262	-1.95	24.00	23.56	1.107	0.290	/
		1	99	Right Tilt	2506	0.105	2.18	25.00	24.57	1.104	0.116	/
		50	49	Right Tilt	2506	0.091	-3.87	24.00	23.56	1.107	0.101	/
		1	99	Left Cheek	2506	0.320	-2.24	25.00	24.57	1.104	**0.353**	**85**
		50	49	Left Cheek	2506	0.274	2.30	24.00	23.56	1.107	0.303	/
		1	99	Left Tilt	2506	0.122	-0.94	25.00	24.57	1.104	0.135	/
		50	49	Left Tilt	2506	0.104	0.16	24.00	23.56	1.107	0.115	/
Body Test Data (10mm)												
20M	QPSK	1	99	Front side	2506	0.232	-3.98	25.00	24.57	1.104	0.256	/
		50	49	Front side	2506	0.185	-0.25	24.00	23.56	1.107	0.205	/
		1	99	Back Side	2506	0.508	3.74	25.00	24.57	1.104	**0.561**	**86**
		50	49	Back Side	2506	0.443	1.82	24.00	23.56	1.107	0.490	/
Folding state Test Data (5mm)												
20M	QPSK	1	99	Front side	2506	0.227	2.34	25.00	24.57	1.104	0.251	/
		50	49	Front side	2506	0.221	-2.50	24.00	23.56	1.107	0.245	/
		1	99	Back Side	2506	0.481	2.68	25.00	24.57	1.104	**0.531**	**87**
		50	49	Back Side	2506	0.470	2.54	24.00	23.56	1.107	0.520	**/**
		1	99	Bottom Side	2506	0.192	1.93	25.00	24.57	1.104	0.212	/
		50	49	Bottom Side	2506	0.161	0.25	24.00	23.56	1.107	0.178	/
Limbs Test Data (0mm)												
20M	QPSK	1	99	Front side	2506	1.451	-3.10	25.00	24.57	1.104	1.602	/
		50	49	Front side	2506	1.338	-0.27	24.00	23.56	1.107	1.481	/
		1	99	Back Side	2506	1.613	0.48	25.00	24.57	1.104	**1.781**	**88**
		50	49	Back Side	2506	1.457	0.88	24.00	23.56	1.107	1.612	**/**

SAR Result of LTE Band 41_ANT_9												
Date of observation			2025-05-05									
BW (MHz)	Mod.	RB Size	RB offset	Test Position	Freq.	Result 1g (W/Kg)	Power Drift(%)	Max. Turn-up Power(dBm)	Meas. Output Power(dBm)	Scaling Factor	Scaled SAR (W/Kg)	Meas.No.
Head Test Data												
20M	QPSK	1	49	Right Cheek	2506	0.115	0.67	25.00	24.89	1.026	0.118	/
		50	49	Right Cheek	2680	0.089	-1.73	24.00	23.95	1.012	0.090	/
		1	49	Right Tilt	2506	0.056	3.32	25.00	24.89	1.026	0.057	/
		50	49	Right Tilt	2680	0.041	-1.69	24.00	23.95	1.012	0.041	/
		1	49	Left Cheek	2506	0.140	1.89	25.00	24.89	1.026	**0.144**	**89**
		50	49	Left Cheek	2680	0.119	3.82	24.00	23.95	1.012	0.120	/
		1	49	Left Tilt	2506	0.091	-0.99	25.00	24.89	1.026	0.093	/
		50	49	Left Tilt	2680	0.074	1.10	24.00	23.95	1.012	0.075	/
Body Test Data (10mm)												
20M	QPSK	1	49	Front side	2506	0.152	-0.95	25.00	24.89	1.026	0.156	/
		50	49	Front side	2680	0.116	-2.46	24.00	23.95	1.012	0.117	/
		1	49	Back Side	2506	0.320	-0.82	25.00	24.89	1.026	**0.328**	**90**
		50	49	Back Side	2680	0.287	1.68	24.00	23.95	1.012	0.290	/
		1	49	Left Side	2506	0.285	-3.00	25.00	24.89	1.026	0.292	/
		50	49	Left Side	2680	0.229	0.26	24.00	23.95	1.012	0.232	/
		1	49	Top Side	2506	0.085	0.77	25.00	24.89	1.026	0.087	/
		50	49	Top Side	2680	0.071	2.56	24.00	23.95	1.012	0.072	/
Folding state Test Data (5mm)												
20M	QPSK	1	49	Front side	2506	0.225	-1.69	25.00	24.89	1.026	0.231	/
		50	49	Front side	2680	0.168	2.17	24.00	23.95	1.012	0.170	/
		1	49	Back Side	2506	0.640	-2.00	25.00	24.89	1.026	**0.656**	**91**
		50	49	Back Side	2680	0.512	-0.34	24.00	23.95	1.012	0.518	/
		1	49	Left Side	2506	0.490	1.15	25.00	24.89	1.026	0.503	/
		50	49	Left Side	2680	0.441	-1.33	24.00	23.95	1.012	0.446	/
		1	49	Bottom Side	2506	0.102	-0.60	25.00	24.89	1.026	0.105	/
		50	49	Bottom Side	2680	0.090	-1.24	24.00	23.95	1.012	0.091	/
Limbs Test Data (0mm)												
20M	QPSK	1	49	Front side	2506	0.449	-0.48	25.00	24.89	1.026	0.461	/
		50	49	Front side	2680	0.376	1.18	24.00	23.95	1.012	0.380	/

		1	49	Back Side	2506	1.069	-0.83	25.00	24.89	1.026	**1.096**	**92**
		50	49	Back Side	2680	0.921	2.76	24.00	23.95	1.012	0.932	**/**
		1	49	Left Side	2506	0.695	-3.28	25.00	24.89	1.026	0.713	/
		50	49	Left Side	2680	0.604	2.28	24.00	23.95	1.012	0.611	/
		1	49	Top Side	2506	0.220	-3.41	25.00	24.89	1.026	0.226	**/**
		50	49	Top Side	2680	0.185	3.61	24.00	23.95	1.012	0.187	**/**

SAR Result of LTE Band 41_ANT_1

Date of observation			**2025-05-05**									
BW (MHz)	Mod.	RB Size	RB offset	Test Position	Freq.	Result 1g (W/Kg)	Power Drift(%)	Max. Turn-up Power(dBm)	Meas. Output Power(dBm)	Scaling Factor	Scaled SAR (W/Kg)	Meas.No.
Head Test Data												
20M	QPSK	1	99	Right Cheek	2680	0.239	2.43	24.00	23.60	1.096	0.262	/
		50	49	Right Cheek	2680	0.197	-0.40	23.00	22.61	1.094	0.216	/
		1	99	Right Tilt	2680	0.089	-3.16	24.00	23.60	1.096	0.098	/
		50	49	Right Tilt	2680	0.076	-3.04	23.00	22.61	1.094	0.083	/
		1	99	Left Cheek	2680	0.270	2.90	24.00	23.60	1.096	**0.296**	**93**
		50	49	Left Cheek	2680	0.218	-0.63	23.00	22.61	1.094	0.238	/
		1	99	Left Tilt	2680	0.100	-3.85	24.00	23.60	1.096	0.110	/
		50	49	Left Tilt	2680	0.086	1.95	23.00	22.61	1.094	0.094	/
Body Test Data (10mm)												
20M	QPSK	1	99	Front side	2680	0.045	-1.04	24.00	23.60	1.096	0.049	/
		50	49	Front side	2680	0.038	-2.52	23.00	22.61	1.094	0.042	/
		1	99	Back Side	2680	0.075	-2.68	24.00	23.60	1.096	**0.082**	**94**
		50	49	Back Side	2680	0.063	-0.39	23.00	22.61	1.094	0.069	/
Folding state Test Data (5mm)												
20M	QPSK	1	99	Front side	2680	0.029	2.08	24.00	23.60	1.096	0.032	/
		50	49	Front side	2680	0.021	-0.29	23.00	22.61	1.094	0.023	/
		1	99	Back Side	2680	0.075	3.54	24.00	23.60	1.096	**0.082**	**95**
		50	49	Back Side	2680	0.068	1.37	23.00	22.61	1.094	0.074	**/**
Limbs Test Data (0mm)												
20M	QPSK	1	99	Front side	2680	0.067	-3.66	24.00	23.60	1.096	0.073	/
		50	49	Front side	2680	0.059	-2.69	23.00	22.61	1.094	0.065	/
		1	99	Back Side	2680	0.169	-0.84	24.00	23.60	1.096	**0.185**	**96**
		50	49	Back Side	2680	0.147	3.45	23.00	22.61	1.094	0.161	**/**

SAR Result of LTE Band 66/4_ANT_11												
Date of observation			2025-05-05									
BW (MHz)	Mod.	RB Size	RB offset	Test Position	Freq.	Result 1g (W/Kg)	Power Drift(%)	Max. Turn-up Power(dBm)	Meas. Output Power(dBm)	Scaling Factor	Scaled SAR (W/Kg)	Meas.No.
Head Test Data												
20M	QPSK	1	99	Right Cheek	1720	0.582	3.02	25.50	24.94	1.138	0.662	/
		50	24	Right Cheek	1745	0.440	-1.01	24.50	24.07	1.104	0.486	/
		1	99	Right Tilt	1720	0.312	1.49	25.50	24.94	1.138	0.355	/
		50	24	Right Tilt	1745	0.226	-3.73	24.50	24.07	1.104	0.250	/
		1	99	Left Cheek	1720	0.687	-2.34	25.50	24.94	1.138	**0.782**	**97**
		50	24	Left Cheek	1745	0.605	-0.32	24.50	23.99	1.125	0.680	/
		1	99	Left Tilt	1720	0.451	-1.38	25.50	24.94	1.138	0.513	/
		50	24	Left Tilt	1745	0.379	0.31	24.50	24.07	1.104	0.418	/
Body Test Data (10mm)												
20M	QPSK	1	99	Front side	1720	0.159	-1.49	25.50	24.94	1.138	0.181	/
		50	24	Front side	1745	0.111	2.86	24.50	24.07	1.104	0.123	/
		1	99	Back Side	1720	0.401	-2.82	25.50	24.94	1.138	**0.456**	**98**
		50	24	Back Side	1745	0.324	-3.86	24.50	24.07	1.104	0.358	/
		1	99	Left Side	1720	0.318	3.03	25.50	24.94	1.138	0.362	/
		50	24	Left Side	1745	0.277	1.91	24.50	24.07	1.104	0.306	/
Folding state Test Data (5mm)												
20M	QPSK	1	99	Front side	1720	0.469	-0.65	25.50	24.94	1.138	0.534	/
		50	24	Front side	1745	0.399	-0.64	24.50	24.07	1.104	0.441	/
		1	49	Back Side	1720	0.675	-1.32	25.50	24.94	1.138	**0.768**	**99**
		50	24	Back Side	1745	0.586	2.92	24.50	23.99	1.125	0.659	**/**
Limbs Test Data (0mm)												
20M	QPSK	1	99	Front side	1720	0.265	1.89	25.50	24.94	1.138	0.301	/
		50	24	Front side	1745	0.239	-2.88	24.50	24.07	1.104	0.264	/
		1	99	Back Side	1720	0.544	2.32	25.50	24.94	1.138	**0.619**	**100**
		50	24	Back Side	1745	0.505	3.80	24.50	24.07	1.104	0.558	**/**
		1	99	Left Side	1720	0.229	-0.81	25.50	24.94	1.138	0.261	/
		50	24	Left Side	1745	0.214	-3.04	24.50	24.07	1.104	0.236	/

SAR Result of LTE Band 66/4_ANT_8												
Date of observation			2025-05-05									
BW (MHz)	Mod.	RB Size	RB offset	Test Position	Freq.	Result 1g (W/Kg)	Power Drift(%)	Max. Turn-up Power(dBm)	Meas. Output Power(dBm)	Scaling Factor	Scaled SAR (W/Kg)	Meas.No.
Head Test Data												
20M	QPSK	1	99	Right Cheek	1720	0.730	0.90	25.00	24.69	1.074	**0.784**	**101**
		50	49	Right Cheek	1745	0.645	2.85	24.00	23.73	1.064	**0.686**	/
		1	99	Right Tilt	1720	0.421	-0.66	25.00	24.69	1.074	0.452	/
		50	49	Right Tilt	1745	0.337	-2.93	24.00	23.73	1.064	0.359	/
		1	99	Left Cheek	1720	0.608	-2.76	25.00	24.69	1.074	0.653	**/**
		50	49	Left Cheek	1745	0.531	-2.07	24.00	23.73	1.064	0.565	/
		1	99	Left Tilt	1720	0.328	1.47	25.00	24.69	1.074	0.352	/
		50	49	Left Tilt	1745	0.290	2.30	24.00	23.73	1.064	0.309	/
Body Test Data (10mm)												
20M	QPSK	1	99	Front side	1720	0.273	-2.91	25.00	24.69	1.074	0.293	/
		50	49	Front side	1745	0.201	3.21	24.00	23.73	1.064	0.214	/
		1	99	Back Side	1720	0.463	1.14	25.00	24.69	1.074	**0.497**	**102**
		50	49	Back Side	1745	0.384	3.35	24.00	23.73	1.064	0.409	/
Folding state Test Data (5mm)												
20M	QPSK	1	99	Front side	1720	0.388	-3.66	25.00	24.69	1.074	0.417	/
		50	49	Front side	1745	0.322	-3.33	24.00	23.73	1.064	0.343	/
		1	99	Back Side	1720	0.711	-2.94	25.00	24.69	1.074	**0.764**	**103**
		50	49	Back Side	1745	0.610	-2.31	24.00	23.73	1.064	0.649	**/**
		1	99	Bottom Side	1720	0.364	3.48	25.00	24.69	1.074	0.391	/
		50	49	Bottom Side	1745	0.312	-3.67	24.00	23.73	1.064	0.332	/
Limbs Test Data (0mm)												
20M	QPSK	1	99	Front side	1720	0.530	1.90	25.00	24.69	1.074	0.569	/
		50	49	Front side	1745	0.402	3.43	24.00	23.73	1.064	0.428	/
		1	99	Back Side	1720	0.773	3.54	25.00	24.69	1.074	**0.830**	**104**
		50	49	Back Side	1745	0.626	-2.32	24.00	23.73	1.064	0.666	**/**

SAR Result of N5_ANT_1												
Date of observation			2025-05-05									
BW (MHz)	Mod.	RB Size	RB offset	Test Position	Freq.	Result 1g (W/Kg)	Power Drift(%)	Max. Turn-up Power(dBm)	Meas. Output Power(dBm)	Scaling Factor	Scaled SAR (W/Kg)	Meas.No.
Head Test Data												
20M	DFT-s-OFDM QPSK	1	104	Right Cheek	836.5	0.138	-2.78	25.00	24.52	1.117	0.154	/
		50	28	Right Cheek	836.5	0.123	-0.80	25.00	24.42	1.143	0.141	/
		1	104	Right Tilt	836.5	0.047	-1.35	25.00	24.52	1.117	0.052	/
		50	28	Right Tilt	836.5	0.040	-3.74	25.00	24.42	1.143	0.046	/
		1	104	Left Cheek	836.5	0.150	-3.46	25.00	24.52	1.117	**0.168**	**105**
		50	28	Left Cheek	836.5	0.127	-1.43	25.00	24.42	1.143	0.145	/
		1	104	Left Tilt	836.5	0.054	-1.71	25.00	24.52	1.117	0.060	/
		50	28	Left Tilt	836.5	0.047	2.33	25.00	24.42	1.143	0.054	/
Body Test Data (10mm)												
20M	DFT-s-OFDM QPSK	1	104	Front side	836.5	0.166	2.49	25.00	24.52	1.117	0.185	/
		50	28	Front side	836.5	0.142	-1.65	25.00	24.42	1.143	0.162	/
		1	104	Back Side	836.5	0.280	-1.94	25.00	24.52	1.117	**0.313**	**106**
		50	28	Back Side	836.5	0.235	-2.40	25.00	24.42	1.143	0.269	/
		1	104	Right Side	836.5	0.101	0.66	25.00	24.52	1.117	0.113	**/**
		50	28	Right Side	836.5	0.085	0.40	25.00	24.42	1.143	0.097	/
Folding state Test Data (5mm)												
20M	DFT-s-OFDM QPSK	1	104	Front side	836.5	0.257	2.92	25.00	24.52	1.117	0.287	/
		50	28	Front side	836.5	0.228	0.86	25.00	24.42	1.143	0.261	/
		1	104	Back Side	836.5	0.699	0.23	25.00	24.52	1.117	**0.781**	**107**
		50	28	Back Side	836.5	0.605	1.18	25.00	24.42	1.143	0.691	**/**
Limbs Test Data (0mm)												
20M	DFT-s-OFDM QPSK	1	104	Front side	836.5	0.572	3.53	25.00	24.52	1.117	0.639	/
		50	28	Front side	836.5	0.481	-2.00	25.00	24.42	1.143	0.550	/
		1	104	Back Side	836.5	1.436	2.05	25.00	24.52	1.117	**1.604**	**108**
		50	28	Back Side	836.5	1.255	-2.95	25.00	24.42	1.143	1.434	**/**
		1	104	Right Side	836.5	0.455	-2.07	25.00	24.52	1.117	**0.508**	**/**
		50	28	Right Side	836.5	0.431	-3.68	25.00	24.42	1.143	0.493	/

SAR Result of N5_ANT_3												
Date of observation			2025-05-05									
BW (MHz)	Mod.	RB Size	RB offset	Test Position	Freq.	Result 1g (W/Kg)	Power Drift(%)	Max. Turn-up Power(dBm)	Meas. Output Power(dBm)	Scaling Factor	Scaled SAR (W/Kg)	Meas.No.
Head Test Data												
20M	DFT-s-OFDM QPSK	1	53	Right Cheek	836.5	0.175	-1.45	24.50	24.05	1.109	0.194	/
		25	28	Right Cheek	834	0.119	-2.45	24.50	23.88	1.153	0.137	/
		1	53	Right Tilt	836.5	0.072	2.98	24.50	24.05	1.109	0.080	/
		25	28	Right Tilt	834	0.061	3.96	24.50	23.88	1.153	0.070	/
		1	53	Left Cheek	836.5	0.190	3.61	24.50	24.05	1.109	**0.211**	**109**
		25	28	Left Cheek	834	0.146	0.52	24.50	23.88	1.153	0.168	/
		1	53	Left Tilt	836.5	0.089	1.95	24.50	24.05	1.109	0.099	/
		25	28	Left Tilt	834	0.064	2.91	24.50	23.88	1.153	0.074	/
Body Test Data (10mm)												
20M	DFT-s-OFDM QPSK	1	53	Front side	836.5	0.166	2.59	24.50	24.05	1.109	0.184	/
		25	28	Front side	834	0.115	0.24	24.50	23.88	1.153	0.133	/
		1	53	Back Side	836.5	0.302	0.84	24.50	24.05	1.109	**0.335**	**110**
		25	28	Back Side	834	0.227	0.29	24.50	23.88	1.153	0.262	/
Folding state Test Data (5mm)												
20M	DFT-s-OFDM QPSK	1	53	Front side	836.5	0.350	-0.57	24.50	24.05	1.109	0.388	/
		25	28	Front side	834	0.259	-3.54	24.50	23.88	1.153	0.299	/
		1	53	Back Side	836.5	0.701	-0.80	24.50	24.05	1.109	**0.778**	**111**
		25	28	Back Side	834	0.605	-1.20	24.50	23.88	1.153	0.698	**/**
Limbs Test Data (0mm)												
20M	DFT-s-OFDM QPSK	1	53	Front side	836.5	0.485	0.75	24.50	24.05	1.109	0.538	/
		25	28	Front side	834	0.413	-0.28	24.50	23.88	1.153	0.476	/
		1	53	Back Side	836.5	1.021	-0.87	24.50	24.05	1.109	**1.132**	**112**
		25	28	Back Side	834	0.892	2.84	24.50	23.88	1.153	1.029	**/**

SAR Result of N7 ANT 11												
Date of observation			2025-05-05									
BW (MHz)	Mod.	RB Size	RB offset	Test Position	Freq.	Result 1g (W/Kg)	Power Drift(%)	Max. Turn-up Power(dBm)	Meas. Output Power(dBm)	Scaling Factor	Scaled SAR (W/Kg)	Meas.No.
Head Test Data												
40M	DFT-s-OFDM QPSK	1	1	Right Cheek	2520	0.689	2.78	25.00	24.47	1.130	**0.778**	**113**
		108	54	Right Cheek	2520	0.591	-2.02	25.00	24.38	1.153	0.682	/
		1	1	Right Tilt	2520	0.255	3.52	25.00	24.47	1.130	0.288	/
		108	54	Right Tilt	2550	0.219	2.01	25.00	24.42	1.143	0.250	/
		1	1	Left Cheek	2520	0.637	-2.04	25.00	24.47	1.130	0.720	/
		108	54	Left Cheek	2550	0.547	1.19	25.00	24.42	1.143	0.625	/
		1	1	Left Tilt	2520	0.213	-0.11	25.00	24.47	1.130	0.241	/
		108	54	Left Tilt	2550	0.151	0.25	25.00	24.42	1.143	0.173	/
Body Test Data (10mm)												
40M	DFT-s-OFDM QPSK	1	1	Front side	2520	0.232	-1.63	25.00	24.47	1.130	0.262	/
		108	54	Front side	2550	0.203	0.78	25.00	24.42	1.143	0.232	/
		1	1	Back Side	2520	0.315	2.08	25.00	24.47	1.130	**0.356**	**114**
		108	54	Back Side	2550	0.226	-2.42	25.00	24.42	1.143	0.258	/
		1	1	Left Side	2520	0.159	0.37	25.00	24.47	1.130	0.180	/
		108	54	Left Side	2550	0.148	2.59	25.00	24.42	1.143	0.169	/
Folding state Test Data (5mm)												
40M	DFT-s-OFDM QPSK	1	1	Front side	2520	0.310	0.40	25.00	24.47	1.130	0.350	/
		108	54	Front side	2550	0.265	0.84	25.00	24.42	1.143	0.303	/
		1	1	Back Side	2520	0.673	0.80	25.00	24.47	1.130	**0.760**	**115**
		108	54	Back Side	2550	0.564	0.10	25.00	24.42	1.143	0.645	/
		1	1	Left Side	2520	0.224	0.07	25.00	24.47	1.130	0.253	/
		108	54	Left Side	2550	0.210	1.52	25.00	24.42	1.143	0.240	/
Limbs Test Data (0mm)												
40M	DFT-s-OFDM QPSK	1	1	Front side	2520	0.600	0.71	25.00	24.47	1.130	0.678	/
		108	54	Front side	2550	0.504	1.03	25.00	24.42	1.143	0.576	/
		1	1	Back Side	2520	1.425	-2.88	25.00	24.47	1.130	**1.610**	**116**
		108	54	Back Side	2550	1.294	-0.57	25.00	24.42	1.143	1.479	/
		1	1	Left Side	2520	0.449	-2.71	25.00	24.47	1.130	0.507	/
		108	54	Left Side	2550	0.384	-1.75	25.00	24.42	1.143	0.439	/

SAR Result of N7_ANT_8												
Date of observation			2025-05-05									
BW (MHz)	Mod.	RB Size	RB offset	Test Position	Freq.	Result 1g (W/Kg)	Power Drift(%)	Max. Turn-up Power(dBm)	Meas. Output Power(dBm)	Scaling Factor	Scaled SAR (W/Kg)	Meas.No.
Head Test Data												
40M	DFT-s-OFDM QPSK	1	1	Right Cheek	2520	0.504	2.51	25.00	24.30	1.175	**0.592**	**117**
		108	54	Right Cheek	2555	0.426	-1.53	25.00	24.24	1.191	0.507	/
		1	1	Right Tilt	2520	0.190	1.18	25.00	24.37	1.156	0.220	/
		108	54	Right Tilt	2550	0.162	-0.57	25.00	24.28	1.180	0.191	/
		1	1	Left Cheek	2520	0.465	3.64	25.00	24.37	1.156	0.538	/
		108	54	Left Cheek	2550	0.410	-0.23	25.00	24.28	1.180	0.484	/
		1	1	Left Tilt	2520	0.166	-2.68	25.00	24.37	1.156	0.192	/
		108	54	Left Tilt	2550	0.116	2.63	25.00	24.28	1.180	0.137	/
Body Test Data (10mm)												
40M	DFT-s-OFDM QPSK	1	1	Front side	2520	0.143	-2.95	25.00	24.37	1.156	0.165	/
		108	54	Front side	2550	0.099	-3.37	25.00	24.28	1.180	0.117	/
		1	1	Back Side	2520	0.308	2.57	25.00	24.37	1.156	**0.356**	**118**
		108	54	Back Side	2550	0.251	0.53	25.00	24.28	1.180	0.296	/
Folding state Test Data (5mm)												
40M	DFT-s-OFDM QPSK	1	1	Front side	2520	0.429	-2.33	25.00	24.37	1.156	0.496	/
		108	54	Front side	2550	0.425	0.95	25.00	24.28	1.180	0.502	/
		1	1	Back Side	2520	0.609	2.56	25.00	24.30	1.175	**0.716**	**119**
		108	54	Back Side	2555	0.570	2.03	25.00	24.24	1.191	0.679	/
		1	1	Bottom Side	2520	0.276	2.65	25.00	24.37	1.156	0.319	/
		108	54	Bottom Side	2550	0.236	1.58	25.00	24.28	1.180	0.279	/
Limbs Test Data (0mm)												
40M	DFT-s-OFDM QPSK	1	1	Front side	2520	1.406	2.25	25.00	24.37	1.156	1.625	/
		108	54	Front side	2550	1.334	1.31	25.00	24.28	1.180	1.575	/
		1	1	Back Side	2520	1.615	-1.02	25.00	24.37	1.156	**1.867**	**120**
		108	54	Back Side	2550	1.488	3.22	25.00	24.28	1.180	1.756	/

SAR Result of N25/2 ANT 11												
Date of observation			2025-05-05									
BW (MHz)	Mod.	RB Size	RB offset	Test Position	Freq.	Result 1g (W/Kg)	Power Drift(%)	Max. Turn-up Power(dBm)	Meas. Output Power(dBm)	Scaling Factor	Scaled SAR (W/Kg)	Meas.No.
Head Test Data												
20M	DFT-s-OFDM QPSK	1	53	Right Cheek	1882.5	0.620	-1.59	25.00	24.53	1.114	**0.691**	**121**
		50	28	Right Cheek	1882.5	0.550	-2.29	25.00	24.51	1.119	0.616	/
		1	53	Right Tilt	1882.5	0.314	1.03	25.00	24.53	1.114	0.350	/
		50	28	Right Tilt	1882.5	0.281	3.91	25.00	24.51	1.119	0.315	/
		1	53	Left Cheek	1882.5	0.545	3.09	25.00	24.53	1.114	0.607	/
		50	28	Left Cheek	1882.5	0.461	1.98	25.00	24.51	1.119	0.516	/
		1	53	Left Tilt	1882.5	0.279	2.82	25.00	24.53	1.114	0.311	/
		50	28	Left Tilt	1882.5	0.210	-2.74	25.00	24.51	1.119	0.235	/
Body Test Data (10mm)												
20M	DFT-s-OFDM QPSK	1	53	Front side	1882.5	0.164	0.88	25.00	24.53	1.114	0.183	/
		50	28	Front side	1882.5	0.134	2.37	25.00	24.51	1.119	0.150	/
		1	53	Back Side	1882.5	0.302	1.48	25.00	24.53	1.114	**0.337**	**122**
		50	28	Back Side	1882.5	0.257	-1.44	25.00	24.51	1.119	0.288	/
		1	53	Left Side	1882.5	0.200	1.06	25.00	24.53	1.114	0.223	/
		50	28	Left Side	1882.5	0.178	-2.75	25.00	24.51	1.119	0.199	/
Folding state Test Data (5mm)												
20M	DFT-s-OFDM QPSK	1	53	Front side	1882.5	0.447	3.32	25.00	24.53	1.114	0.498	/
		50	28	Front side	1882.5	0.367	-1.40	25.00	24.51	1.119	0.411	/
		1	53	Back Side	1882.5	0.654	1.76	25.00	24.53	1.114	**0.729**	**123**
		50	28	Back Side	1882.5	0.590	-3.34	25.00	24.51	1.119	0.660	/
		1	53	Left Side	1882.5	0.310	-1.44	25.00	24.53	1.114	0.345	/
		50	28	Left Side	1882.5	0.268	-3.69	25.00	24.51	1.119	0.300	/
Limbs Test Data (0mm)												
20M	DFT-s-OFDM QPSK	1	53	Front side	1882.5	0.817	-0.50	25.00	24.53	1.114	0.910	/
		50	28	Front side	1882.5	0.747	-3.54	25.00	24.51	1.119	0.836	/
		1	53	Back Side	1882.5	1.611	-2.22	25.00	24.53	1.114	**1.795**	**124**
		50	28	Back Side	1882.5	1.454	-2.93	25.00	24.51	1.119	1.628	/
		1	53	Left Side	1882.5	0.668	-2.55	25.00	24.53	1.114	0.744	/
		50	28	Left Side	1882.5	0.643	0.07	25.00	24.51	1.119	0.720	/
SAR Result of N25/2_ANT_8												
Date of observation			2025-05-05									

BW (MHz)	Mod.	RB Size	RB offset	Test Position	Freq.	Result 1g (W/Kg)	Power Drift(%)	Max. Turn-up Power(dBm)	Meas. Output Power(dBm)	Scaling Factor	Scaled SAR (W/Kg)	Meas.No.
Head Test Data												
20M	DFT-s-OFDM QPSK	1	53	Right Cheek	1860	0.352	-2.86	25.00	24.44	1.138	**0.400**	**125**
		50	28	Right Cheek	1860	0.273	-1.58	25.00	24.49	1.125	0.307	/
		1	53	Right Tilt	1860	0.144	-1.88	25.00	24.44	1.138	0.164	/
		50	28	Right Tilt	1860	0.115	-3.93	25.00	24.49	1.125	0.129	/
		1	53	Left Cheek	1860	0.285	1.51	25.00	24.44	1.138	0.324	**/**
		50	28	Left Cheek	1860	0.250	3.65	25.00	24.49	1.125	0.281	/
		1	53	Left Tilt	1860	0.113	-0.53	25.00	24.44	1.138	0.129	/
		50	28	Left Tilt	1860	0.101	-1.69	25.00	24.49	1.125	0.114	/
Body Test Data (10mm)												
20M	DFT-s-OFDM QPSK	1	53	Front side	1860	0.259	-1.87	25.00	24.44	1.138	0.295	/
		50	28	Front side	1860	0.204	3.23	25.00	24.49	1.125	0.229	/
		1	53	Back Side	1860	0.468	-2.10	25.00	24.44	1.138	**0.532**	**126**
		50	28	Back Side	1860	0.414	2.96	25.00	24.49	1.125	0.466	/
Folding state Test Data (5mm)												
20M	DFT-s-OFDM QPSK	1	53	Front side	1860	0.436	3.03	25.00	24.44	1.138	0.496	/
		50	28	Front side	1860	0.350	-3.17	25.00	24.49	1.125	0.394	/
		1	53	Back Side	1860	0.673	3.94	25.00	24.44	1.138	**0.766**	**127**
		50	28	Back Side	1860	0.540	-3.98	25.00	24.49	1.125	0.607	**/**
		1	53	Bottom Side	1860	0.605	3.28	25.00	24.44	1.138	0.688	/
		50	28	Bottom Side	1860	0.484	0.40	25.00	24.49	1.125	0.544	/
Limbs Test Data (0mm)												
20M	DFT-s-OFDM QPSK	1	53	Front side	1860	0.842	0.94	25.00	24.44	1.138	0.958	/
		50	28	Front side	1860	0.675	-1.12	25.00	24.49	1.125	0.759	/
		1	53	Back Side	1860	1.235	3.19	25.00	24.44	1.138	**1.405**	**128**
		50	28	Back Side	1860	1.044	-3.66	25.00	24.49	1.125	1.174	**/**

SAR Result of N26_ANT_1												
Date of observation			2025-05-05									
BW (MHz)	Mod.	RB Size	RB offset	Test Position	Freq.	Result 1g (W/Kg)	Power Drift(%)	Max. Turn-up Power(dBm)	Meas. Output Power(dBm)	Scaling Factor	Scaled SAR (W/Kg)	Meas.No.
Head Test Data												
20M	DFT-s-OFDM QPSK	1	1	Right Cheek	836.5	0.429	-3.28	25.00	24.49	1.125	0.482	/
		50	28	Right Cheek	836.5	0.379	-3.58	25.00	24.51	1.119	0.424	/
		1	1	Right Tilt	836.5	0.152	-0.91	25.00	24.49	1.125	0.171	/
		50	28	Right Tilt	836.5	0.145	1.73	25.00	24.51	1.119	0.162	/
		1	1	Left Cheek	836.5	0.480	0.10	25.00	24.49	1.125	**0.540**	**129**
		50	28	Left Cheek	836.5	0.426	1.72	25.00	24.51	1.119	0.477	/
		1	1	Left Tilt	836.5	0.181	-3.48	25.00	24.49	1.125	0.204	/
		50	28	Left Tilt	836.5	0.135	2.63	25.00	24.51	1.119	0.151	/
Body Test Data (10mm)												
20M	DFT-s-OFDM QPSK	1	1	Front side	836.5	0.126	-1.34	25.00	24.49	1.125	0.142	/
		50	28	Front side	836.5	0.107	2.40	25.00	24.51	1.119	0.120	/
		1	1	Back Side	836.5	0.209	-0.87	25.00	24.49	1.125	**0.235**	**130**
		50	28	Back Side	836.5	0.180	3.33	25.00	24.51	1.119	0.201	/
Folding state Test Data (5mm)												
20M	DFT-s-OFDM QPSK	1	1	Front side	836.5	0.325	3.02	25.00	24.49	1.125	0.365	/
		50	28	Front side	836.5	0.249	3.33	25.00	24.51	1.119	0.279	/
		1	1	Back Side	836.5	0.605	1.25	25.00	24.49	1.125	**0.680**	**131**
		50	28	Back Side	836.5	0.532	3.31	25.00	24.51	1.119	0.596	**/**
Limbs Test Data (0mm)												
20M	DFT-s-OFDM QPSK	1	1	Front side	836.5	0.456	-3.03	25.00	24.49	1.125	0.513	/
		50	28	Front side	836.5	0.399	0.57	25.00	24.51	1.119	0.447	/
		1	1	Back Side	836.5	1.138	-3.81	25.00	24.49	1.125	**1.280**	**132**
		50	28	Back Side	836.5	1.095	-3.96	25.00	24.51	1.119	1.226	**/**

SAR Result of N26_ANT_3												
Date of observation			2025-05-05									
BW (MHz)	Mod.	RB Size	RB offset	Test Position	Freq.	Result 1g (W/Kg)	Power Drift(%)	Max. Turn-up Power(dBm)	Meas. Output Power(dBm)	Scaling Factor	Scaled SAR (W/Kg)	Meas.No.
Head Test Data												
20M	DFT-s-OFDM	1	53	Right Cheek	834	0.591	-1.20	24.50	24.05	1.109	**0.656**	**133**

	QPSK	50	28	Right Cheek	839	0.492	-1.82	24.50	23.95	1.135	0.558	/
		1	53	Right Tilt	834	0.272	-1.23	24.50	24.05	1.109	0.302	/
		50	28	Right Tilt	839	0.213	0.64	24.50	23.95	1.135	0.242	/
		1	53	Left Cheek	834	0.554	-0.74	24.50	24.05	1.109	0.614	/
		50	28	Left Cheek	839	0.457	1.92	24.50	23.95	1.135	0.519	/
		1	53	Left Tilt	834	0.225	1.55	24.50	24.05	1.109	0.250	/
		50	28	Left Tilt	839	0.176	0.14	24.50	23.95	1.135	0.200	/
Body Test Data (10mm)												
20M	DFT-s-OFDM QPSK	1	53	Front side	834	0.166	-1.30	24.50	24.05	1.109	0.184	/
		50	28	Front side	839	0.145	-0.35	24.50	23.95	1.135	0.165	/
		1	53	Back Side	834	0.304	1.80	24.50	24.05	1.109	**0.337**	**134**
		50	28	Back Side	839	0.265	-0.97	24.50	23.95	1.135	0.301	/
		1	53	Right Side	834	0.074	0.09	24.50	24.05	1.109	0.082	/
		50	28	Right Side	839	0.081	-1.66	24.50	23.95	1.135	**0.092**	/
Folding state Test Data (5mm)												
20M	DFT-s-OFDM QPSK	1	53	Front side	834	0.248	-2.82	24.50	24.05	1.109	0.275	/
		50	28	Front side	839	0.214	1.70	24.50	23.95	1.135	0.243	/
		1	53	Back Side	834	0.493	1.14	24.50	24.05	1.109	**0.547**	**135**
		50	28	Back Side	839	0.430	-2.66	24.50	23.95	1.135	0.488	/
Limbs Test Data (0mm)												
20M	DFT-s-OFDM QPSK	1	53	Front side	834	0.333	-3.84	24.50	24.05	1.109	0.369	/
		50	28	Front side	839	0.285	-2.34	24.50	23.95	1.135	0.323	/
		1	53	Back Side	834	0.659	-0.50	24.50	24.05	1.109	**0.731**	**136**
		50	28	Back Side	839	0.596	1.53	24.50	23.95	1.135	0.676	/
		1	53	Right Side	834	0.169	3.21	24.50	24.05	1.109	0.187	/
		50	28	Right Side	839	0.177	3.41	24.50	23.95	1.135	**0.201**	/

SAR Result of N41_ANT_9												
Date of observation			2025-05-05									
BW (MHz)	Mod.	RB Size	RB offset	Test Position	Freq.	Result 1g (W/Kg)	Power Drift(%)	Max. Turn-up Power(dBm)	Meas. Output Power(dBm)	Scaling Factor	Scaled SAR (W/Kg)	Meas.No.
Head Test Data												
100M	DFT-s-OFDM QPSK	1	1	Right Cheek	2592.99	0.250	-1.30	27.50	26.99	1.125	**0.281**	**137**
		135	69	Right Cheek	2546.01	0.217	2.33	27.50	26.91	1.146	0.249	/
		1	1	Right Tilt	2592.99	0.092	3.81	27.50	26.99	1.125	0.103	/
		135	69	Right Tilt	2546.01	0.080	0.02	27.50	26.91	1.146	0.092	/
		1	1	Left Cheek	2592.99	0.235	-0.29	27.50	26.99	1.125	0.264	/
		135	69	Left Cheek	2546.01	0.198	-1.92	27.50	26.91	1.146	0.227	/
		1	1	Left Tilt	2592.99	0.078	0.34	27.50	26.99	1.125	0.088	/
		135	69	Left Tilt	2546.01	0.064	-3.23	27.50	26.91	1.146	0.073	/
Body Test Data (10mm)												
100M	DFT-s-OFDM QPSK	1	1	Front side	2592.99	0.367	-1.76	27.50	26.99	1.125	0.413	/
		135	69	Front side	2546.01	0.320	0.28	27.50	26.91	1.146	0.367	/
		1	1	Back Side	2592.99	0.501	0.81	27.50	26.99	1.125	**0.563**	**138**
		135	69	Back Side	2546.01	0.356	-1.01	27.50	26.91	1.146	0.408	/
		1	1	Left Side	2592.99	0.251	-3.98	27.50	26.99	1.125	0.282	/
		135	69	Left Side	2546.01	0.235	2.13	27.50	26.91	1.146	0.269	/
		1	1	Top Side	2592.99	0.201	2.63	27.50	26.99	1.125	0.226	/
		135	69	Top Side	2546.01	0.159	1.91	27.50	26.91	1.146	0.182	/
Folding state Test Data (5mm)												
100M	DFT-s-OFDM QPSK	1	1	Front side	2592.99	0.458	-2.68	27.50	26.99	1.125	0.515	/
		135	69	Front side	2546.01	0.392	0.04	27.50	26.91	1.146	0.449	/
		1	1	Back Side	2592.99	0.684	-0.60	27.50	26.99	1.125	**0.769**	**139**
		135	69	Back Side	2546.01	0.608	0.63	27.50	26.91	1.146	0.696	/
		1	1	Left Side	2592.99	0.258	-1.56	27.50	26.99	1.125	0.290	/
		135	69	Left Side	2546.01	0.214	0.54	27.50	26.91	1.146	0.245	/
		1	1	Bottom Side	2592.99	0.188	0.95	27.50	26.99	1.125	0.211	/
		135	69	Bottom Side	2546.01	0.129	1.65	27.50	26.91	1.146	0.148	/
Limbs Test Data (0mm)												
100M	DFT-s-OFDM	1	1	Front side	2592.99	0.468	3.73	27.50	26.99	1.125	0.526	/
		135	69	Front side	2546.01	0.392	-1.09	27.50	26.91	1.146	0.449	/

	QPSK	1	1	Back Side	2592.99	1.102	1.22	27.50	26.99	1.125	**1.239**	**140**
		135	69	Back Side	2546.01	0.986	1.06	27.50	26.91	1.146	1.129	/
		1	1	Left Side	2592.99	0.345	3.36	27.50	26.99	1.125	0.388	/
		135	69	Left Side	2546.01	0.296	-2.00	27.50	26.91	1.146	0.339	/
		1	1	Top Side	2592.99	0.411	3.84	27.50	26.99	1.125	0.462	**/**
		135	69	Top Side	2546.01	0.326	-3.60	27.50	26.91	1.146	0.373	/

SAR Result of N41_ANT_1

Date of observation			**2025-05-05**									
BW (MHz)	Mod.	RB Size	RB offset	Test Position	Freq.	Result 1g (W/Kg)	Power Drift(%)	Max. Turn-up Power(dBm)	Meas. Output Power(dBm)	Scaling Factor	Scaled SAR (W/Kg)	Meas.No.
Head Test Data												
100M	DFT-s-OFDM QPSK	1	1	Right Cheek	2640	0.280	2.06	26.00	25.54	1.112	**0.311**	**141**
		135	69	Right Cheek	2640	0.241	-3.77	26.00	25.51	1.119	0.270	/
		1	1	Right Tilt	2640	0.104	0.95	26.00	25.54	1.112	0.116	/
		135	69	Right Tilt	2640	0.089	1.08	26.00	25.51	1.119	0.100	/
		1	1	Left Cheek	2640	0.247	-3.88	26.00	25.54	1.112	0.275	**/**
		135	69	Left Cheek	2640	0.221	-1.96	26.00	25.51	1.119	0.247	/
		1	1	Left Tilt	2640	0.086	-1.09	26.00	25.54	1.112	0.096	/
		135	69	Left Tilt	2640	0.067	0.41	26.00	25.51	1.119	0.075	/
Body Test Data (10mm)												
100M	DFT-s-OFDM QPSK	1	1	Front side	2640	0.216	-3.03	26.00	25.54	1.112	0.240	/
		135	69	Front side	2640	0.177	3.52	26.00	25.51	1.119	0.198	/
		1	1	Back Side	2640	0.309	0.86	26.00	25.54	1.112	**0.344**	**142**
		135	69	Back Side	2640	0.215	-1.59	26.00	25.51	1.119	0.241	/
Folding state Test Data (5mm)												
100M	DFT-s-OFDM QPSK	1	1	Front side	2640	0.271	-3.04	26.00	25.54	1.112	0.301	/
		135	69	Front side	2640	0.193	2.30	26.00	25.51	1.119	0.216	/
		1	1	Back Side	2640	0.702	1.77	26.00	25.54	1.112	**0.780**	**143**
		135	69	Back Side	2640	0.630	3.05	26.00	25.51	1.119	0.705	**/**
Limbs Test Data (0mm)												
100M	DFT-s-OFDM QPSK	1	1	Front side	2640	0.525	3.36	26.00	25.54	1.112	0.584	/
		135	69	Front side	2640	0.430	-0.07	26.00	25.51	1.119	0.481	/
		1	1	Back Side	2640	1.311	2.59	26.00	25.54	1.112	**1.457**	**144**
		135	69	Back Side	2640	1.133	2.92	26.00	25.51	1.119	1.268	**/**

SAR Result of N41 ANT 11												
Date of observation			2025-05-05									
BW (MHz)	Mod.	RB Size	RB offset	Test Position	Freq.	Result 1g (W/Kg)	Power Drift(%)	Max. Turn-up Power(dBm)	Meas. Output Power(dBm)	Scaling Factor	Scaled SAR (W/Kg)	Meas.No.
Head Test Data												
100M	DFT-s-OFDM QPSK	1	1	Right Cheek	2546.01	0.429	-2.84	27.00	26.48	1.127	0.484	/
		135	69	Right Cheek	2592.99	0.375	-2.36	27.00	26.42	1.143	0.429	/
		1	1	Right Tilt	2546.01	0.150	1.14	27.00	26.48	1.127	0.169	/
		135	69	Right Tilt	2592.99	0.130	-3.39	27.00	26.42	1.143	0.149	/
		1	1	Left Cheek	2546.01	0.457	0.72	27.00	26.48	1.127	**0.515**	**145**
		135	69	Left Cheek	2592.99	0.395	-1.75	27.00	26.42	1.143	0.451	/
		1	1	Left Tilt	2546.01	0.174	-3.25	27.00	26.48	1.127	0.196	/
		135	69	Left Tilt	2592.99	0.141	0.54	27.00	26.42	1.143	0.161	/
Body Test Data (10mm)												
100M	DFT-s-OFDM QPSK	1	1	Front side	2546.01	0.250	2.52	27.00	26.48	1.127	0.282	/
		135	69	Front side	2592.99	0.199	-2.40	27.00	26.42	1.143	0.227	/
		1	1	Back Side	2546.01	0.546	3.55	27.00	26.48	1.127	**0.615**	**146**
		135	69	Back Side	2592.99	0.475	3.78	27.00	26.42	1.143	0.543	/
		1	1	Left Side	2546.01	0.414	-3.90	27.00	26.48	1.127	0.467	/
		135	69	Left Side	2592.99	0.339	2.15	27.00	26.42	1.143	0.387	/
Folding state Test Data (5mm)												
100M	DFT-s-OFDM QPSK	1	1	Front side	2546.01	0.330	2.72	27.00	26.48	1.127	0.372	/
		135	69	Front side	2592.99	0.275	-2.57	27.00	26.42	1.143	0.314	/
		1	1	Back Side	2546.01	0.699	-3.79	27.00	26.48	1.127	**0.788**	**147**
		135	69	Back Side	2592.99	0.608	-3.16	27.00	26.42	1.143	0.695	**/**
		1	1	Left Side	2546.01	0.281	0.87	27.00	26.48	1.127	0.317	/
		135	69	Left Side	2592.99	0.232	0.75	27.00	26.42	1.143	0.265	/
Limbs Test Data (0mm)												
100M	DFT-s-OFDM QPSK	1	1	Front side	2546.01	1.073	0.47	27.00	26.48	1.127	1.209	/
		135	69	Front side	2592.99	0.980	-2.90	27.00	26.42	1.143	1.120	/
		1	1	Back Side	2546.01	1.202	-3.41	27.00	26.48	1.127	**1.355**	**148**
		135	69	Back Side	2592.99	1.067	-1.58	27.00	26.42	1.143	1.219	**/**
		1	1	Left Side	2546.01	0.695	0.32	27.00	26.48	1.127	0.783	/
		135	69	Left Side	2592.99	0.601	-0.79	27.00	26.42	1.143	0.687	/
SAR Result of N41_ANT_8												
Date of observation			2025-05-05									

BW (MHz)	Mod.	RB Size	RB offset	Test Position	Freq.	Result 1g (W/Kg)	Power Drift(%)	Max. Turn-up Power(dBm)	Meas. Output Power(dBm)	Scaling Factor	Scaled SAR (W/Kg)	Meas.No.
Head Test Data												
100M	DFT-s-OFDM QPSK	1	1	Right Cheek	2640	0.622	-1.98	27.00	26.61	1.094	**0.680**	**149**
		135	69	Right Cheek	2640	0.502	-3.80	27.00	26.44	1.138	0.571	/
		1	1	Right Tilt	2640	0.231	-0.44	27.00	26.61	1.094	0.253	/
		135	69	Right Tilt	2640	0.231	1.18	27.00	26.44	1.138	0.263	/
		1	1	Left Cheek	2640	0.550	-3.57	27.00	26.61	1.094	0.602	/
		135	69	Left Cheek	2640	0.453	-2.74	27.00	26.44	1.138	0.515	/
		1	1	Left Tilt	2640	0.205	-0.09	27.00	26.61	1.094	0.224	/
		135	69	Left Tilt	2640	0.175	0.68	27.00	26.44	1.138	0.199	/
Body Test Data (10mm)												
100M	DFT-s-OFDM QPSK	1	1	Front side	2640	0.399	1.94	27.00	26.61	1.094	0.436	/
		135	69	Front side	2640	0.331	-1.37	27.00	26.44	1.138	0.377	/
		1	1	Back Side	2640	0.665	0.62	27.00	26.61	1.094	**0.727**	**150**
		135	69	Back Side	2640	0.558	2.43	27.00	26.44	1.138	0.635	/
Folding state Test Data (5mm)												
100M	DFT-s-OFDM QPSK	1	1	Front side	2640	0.282	-1.49	27.00	26.61	1.094	0.308	/
		135	69	Front side	2640	0.204	3.66	27.00	26.44	1.138	0.232	/
		1	1	Back Side	2640	0.729	3.54	27.00	26.61	1.094	**0.797**	**151**
		135	69	Back Side	2640	0.661	-1.45	27.00	26.44	1.138	0.752	/
Limbs Test Data (0mm)												
100M	DFT-s-OFDM QPSK	1	1	Front side	2640	0.541	3.58	27.00	26.61	1.094	0.592	/
		135	69	Front side	2640	0.470	0.28	27.00	26.44	1.138	0.535	/
		1	1	Back Side	2640	1.366	0.52	27.00	26.61	1.094	**1.494**	**152**
		135	69	Back Side	2640	1.187	-3.01	27.00	26.44	1.138	1.350	/

SAR Result of N66 ANT 11												
Date of observation			2025-05-05									
BW (MHz)	Mod.	RB Size	RB offset	Test Position	Freq.	Result 1g (W/Kg)	Power Drift(%)	Max. Turn-up Power(dBm)	Meas. Output Power(dBm)	Scaling Factor	Scaled SAR (W/Kg)	Meas.No.
Head Test Data												
20M	DFT-s-OFDM QPSK	1	1	Right Cheek	1745	0.174	3.14	25.50	24.95	1.135	0.197	/
		50	28	Right Cheek	1745	0.128	-2.86	25.50	24.88	1.153	0.148	/
		1	1	Right Tilt	1745	0.091	-3.20	25.50	24.95	1.135	0.103	/
		50	28	Right Tilt	1745	0.066	3.31	25.50	24.88	1.153	0.076	/
		1	1	Left Cheek	1745	0.202	-0.43	25.50	24.95	1.135	**0.229**	**153**
		50	28	Left Cheek	1745	0.175	2.87	25.50	24.88	1.153	0.202	/
		1	1	Left Tilt	1745	0.129	1.45	25.50	24.95	1.135	0.146	/
		50	28	Left Tilt	1745	0.103	0.03	25.50	24.88	1.153	0.119	/
Body Test Data (10mm)												
20M	DFT-s-OFDM QPSK	1	1	Front side	1745	0.105	3.36	25.50	24.95	1.135	0.119	/
		50	28	Front side	1745	0.074	2.59	25.50	24.88	1.153	0.085	/
		1	1	Back Side	1745	0.266	0.97	25.50	24.95	1.135	**0.302**	**154**
		50	28	Back Side	1745	0.215	-3.10	25.50	24.88	1.153	0.248	/
		1	1	Left Side	1745	0.208	-3.66	25.50	24.95	1.135	0.236	/
		50	28	Left Side	1745	0.184	-0.45	25.50	24.88	1.153	0.212	/
Folding state Test Data (5mm)												
20M	DFT-s-OFDM QPSK	1	1	Front side	1745	0.370	-1.45	25.50	24.95	1.135	0.420	/
		50	28	Front side	1745	0.316	-2.06	25.50	24.88	1.153	0.364	/
		1	1	Back Side	1745	0.537	-2.81	25.50	24.95	1.135	**0.610**	**155**
		50	28	Back Side	1745	0.466	3.24	25.50	24.88	1.153	0.538	**/**
		1	1	Left Side	1745	0.339	1.83	25.50	24.95	1.135	0.385	/
		50	28	Left Side	1745	0.276	2.61	25.50	24.88	1.153	0.318	/
Limbs Test Data (0mm)												
20M	DFT-s-OFDM QPSK	1	1	Front side	1745	0.732	3.70	25.50	24.95	1.135	0.831	/
		50	28	Front side	1745	0.648	-0.54	25.50	24.88	1.153	0.747	/
		1	1	Back Side	1745	1.499	3.46	25.50	24.95	1.135	**1.701**	**156**
		50	28	Back Side	1745	1.357	3.76	25.50	24.88	1.153	1.565	**/**
		1	1	Left Side	1745	0.632	0.56	25.50	24.95	1.135	0.717	/
		50	28	Left Side	1745	0.551	-2.38	25.50	24.88	1.153	0.636	/
SAR Result of N66_ANT_8												
Date of observation			2025-05-05									

BW (MHz)	Mod.	RB Size	RB offset	Test Position	Freq.	Result 1g (W/Kg)	Power Drift(%)	Max. Turn-up Power(dBm)	Meas. Output Power(dBm)	Scaling Factor	Scaled SAR (W/Kg)	Meas.No.
Head Test Data												
20M	DFT-s-OFDM QPSK	1	53	Right Cheek	1745	0.430	3.04	25.00	24.49	1.125	**0.484**	**157**
		50	28	Right Cheek	1720	0.367	-0.31	25.00	24.34	1.164	0.427	/
		1	53	Right Tilt	1745	0.243	3.85	25.00	24.49	1.125	0.273	/
		50	28	Right Tilt	1720	0.197	-0.57	25.00	24.34	1.164	0.229	/
		1	53	Left Cheek	1745	0.358	1.02	25.00	24.49	1.125	0.403	**/**
		50	28	Left Cheek	1720	0.313	-2.45	25.00	24.34	1.164	0.364	/
		1	53	Left Tilt	1745	0.193	0.07	25.00	24.49	1.125	0.217	/
		50	28	Left Tilt	1720	0.155	3.79	25.00	24.34	1.164	0.180	/
Body Test Data (10mm)												
20M	DFT-s-OFDM QPSK	1	53	Front side	1745	0.184	1.52	25.00	24.49	1.125	0.207	/
		50	28	Front side	1720	0.134	2.03	25.00	24.34	1.164	0.156	/
		1	53	Back Side	1745	0.315	-1.86	25.00	24.49	1.125	**0.354**	**158**
		50	28	Back Side	1720	0.261	0.83	25.00	24.34	1.164	0.304	/
Folding state Test Data (5mm)												
20M	DFT-s-OFDM QPSK	1	53	Front side	1745	0.246	-0.06	25.00	24.49	1.125	0.277	/
		50	28	Front side	1720	0.205	3.57	25.00	24.34	1.164	0.239	/
		1	53	Back Side	1745	0.458	-0.96	25.00	24.49	1.125	**0.515**	**159**
		50	28	Back Side	1720	0.388	2.61	25.00	24.34	1.164	0.452	**/**
Limbs Test Data (0mm)												
20M	DFT-s-OFDM QPSK	1	1	Front side	1745	0.601	2.12	25.50	24.95	1.135	0.682	/
		50	28	Front side	1745	0.468	1.69	25.50	24.88	1.153	0.540	/
		1	1	Back Side	1745	0.906	-1.18	25.50	24.95	1.135	**1.028**	**160**
		50	28	Back Side	1745	0.735	1.95	25.50	24.88	1.153	0.848	**/**
		1	1	Left Side	1745	0.481	-3.92	25.50	24.95	1.135	0.546	/
		50	28	Left Side	1745	0.370	1.75	25.50	24.88	1.153	0.427	/

SAR Result of N77/N78_ANT_9												
Date of observation			2025-05-05									
BW (MHz)	Mod.	RB Size	RB offset	Test Position	Freq.	Result 1g (W/Kg)	Power Drift(%)	Max. Turn-up Power(dBm)	Meas. Output Power(dBm)	Scaling Factor	Scaled SAR (W/Kg)	Meas.No.
Head Test Data												
100M	DFT-s-OFDM QPSK	1	271	Right Cheek	3500.1	0.610	-3.24	27.00	26.54	1.112	**0.678**	**161**
		135	69	Right Cheek	3500.1	0.521	-0.43	27.00	26.58	1.102	0.574	/
		1	271	Right Tilt	3500.1	0.233	-1.80	27.00	26.54	1.112	0.259	/
		135	69	Right Tilt	3500.1	0.196	3.36	27.00	26.58	1.102	0.216	/
		1	271	Left Cheek	3500.1	0.563	3.91	27.00	26.54	1.112	0.626	/
		135	69	Left Cheek	3500.1	0.496	3.22	27.00	26.58	1.102	0.546	/
		1	271	Left Tilt	3500.1	0.203	-0.50	27.00	26.54	1.112	0.226	/
		135	69	Left Tilt	3500.1	0.152	2.13	27.00	26.58	1.102	0.167	/
Body Test Data (10mm)												
100M	DFT-s-OFDM QPSK	1	271	Front side	3500.1	0.211	0.19	27.00	26.54	1.112	0.235	/
		135	69	Front side	3500.1	0.147	2.32	27.00	26.58	1.102	0.162	/
		1	271	Back Side	3500.1	0.458	3.80	27.00	26.54	1.112	**0.509**	**162**
		135	69	Back Side	3500.1	0.410	2.85	27.00	26.58	1.102	0.452	/
		1	271	Left Side	3500.1	0.195	-1.84	27.00	26.54	1.112	0.217	/
		135	69	Left Side	3500.1	0.142	0.54	27.00	26.58	1.102	0.156	/
		1	271	Top Side	3500.1	0.259	3.10	27.00	26.54	1.112	0.288	/
		135	69	Top Side	3500.1	0.189	3.77	27.00	26.58	1.102	0.208	/
Folding state Test Data (5mm)												
100M	DFT-s-OFDM QPSK	1	271	Front side	3500.1	0.395	3.17	27.00	26.54	1.112	0.439	/
		135	69	Front side	3500.1	0.310	-0.63	27.00	26.58	1.102	0.341	/
		1	271	Back Side	3500.1	0.695	-2.76	27.00	26.54	1.112	**0.773**	**163**
		135	69	Back Side	3500.1	0.581	1.16	27.00	26.58	1.102	0.640	/
		1	271	Left Side	3500.1	0.556	1.64	27.00	26.54	1.112	0.618	/
		135	69	Left Side	3500.1	0.469	-1.84	27.00	26.58	1.102	0.517	/
		1	271	Bottom Side	3500.1	0.318	1.20	27.00	26.54	1.112	0.354	/
		135	69	Bottom Side	3500.1	0.251	3.01	27.00	26.58	1.102	0.276	/
Limbs Test Data (0mm)												
100M	DFT-s-OFDM	1	271	Front side	3500.1	1.157	-0.10	27.00	26.54	1.112	1.286	/
		135	69	Front side	3500.1	0.999	2.30	27.00	26.58	1.102	1.100	/

	QPSK	1	271	Back Side	3500.1	1.455	-0.01	27.00	26.54	1.112	**1.618**	**164**
		135	69	Back Side	3500.1	1.207	2.40	27.00	26.58	1.102	1.330	/
		1	271	Left Side	3500.1	0.859	0.25	27.00	26.54	1.112	0.955	/
		135	69	Left Side	3500.1	0.715	2.38	27.00	26.58	1.102	0.788	/
		1	271	Top Side	3500.1	1.295	2.03	27.00	26.54	1.112	1.440	/
		135	69	Top Side	3500.1	1.102	0.16	27.00	26.58	1.102	1.214	/

SAR Result of N77/N78_ANT_12

Date of observation			**2025-05-05**									
BW (MHz)	Mod.	RB Size	RB offset	Test Position	Freq.	Result 1g (W/Kg)	Power Drift(%)	Max. Turn-up Power(dBm)	Meas. Output Power(dBm)	Scaling Factor	Scaled SAR (W/Kg)	Meas.No.
Head Test Data												
100M	DFT-s-OFDM QPSK	1	1	Right Cheek	3500.1	0.635	-2.61	26.00	26.45	0.902	**0.572**	**165**
		135	69	Right Cheek	3500.1	0.557	3.00	26.00	26.40	0.912	0.508	/
		1	1	Right Tilt	3500.1	0.321	-1.55	26.00	26.45	0.902	0.289	/
		135	69	Right Tilt	3500.1	0.282	1.68	26.00	26.40	0.912	0.257	/
		1	1	Left Cheek	3500.1	0.559	-1.59	26.00	26.45	0.902	0.504	/
		135	69	Left Cheek	3500.1	0.473	-1.53	26.00	26.40	0.912	0.431	/
		1	1	Left Tilt	3500.1	0.283	-3.71	26.00	26.45	0.902	0.255	/
		135	69	Left Tilt	3500.1	0.205	2.90	26.00	26.40	0.912	0.187	/
Body Test Data (10mm)												
100M	DFT-s-OFDM QPSK	1	1	Front side	3500.1	0.209	-0.57	26.00	26.45	0.902	0.188	/
		135	69	Front side	3500.1	0.171	-2.76	26.00	26.40	0.912	0.156	/
		1	1	Back Side	3500.1	0.383	0.02	26.00	26.45	0.902	**0.345**	**166**
		135	69	Back Side	3500.1	0.331	1.62	26.00	26.40	0.912	0.302	/
		1	1	Left Side	3500.1	0.256	1.77	26.00	26.45	0.902	0.231	/
		135	69	Left Side	3500.1	0.223	1.74	26.00	26.40	0.912	0.203	/
Folding state Test Data (5mm)												
100M	DFT-s-OFDM QPSK	1	1	Front side	3500.1	0.373	-3.01	26.00	26.45	0.902	0.336	/
		135	69	Front side	3500.1	0.306	0.11	26.00	26.40	0.912	0.279	/
		1	1	Back Side	3500.1	0.550	-0.13	26.00	26.45	0.902	**0.496**	**167**
		135	69	Back Side	3500.1	0.486	2.53	26.00	26.40	0.912	0.443	/
		1	1	Left Side	3500.1	0.259	-1.61	26.00	26.45	0.902	0.234	/
		135	69	Left Side	3500.1	0.222	0.94	26.00	26.40	0.912	0.202	/
		1	1	Top Side	3500.1	0.295	-3.24	26.00	26.45	0.902	0.266	/
		135	69	Top Side	3500.1	0.212	0.93	26.00	26.40	0.912	0.193	/
Limbs Test Data (0mm)												

100M	DFT-s-OFDM QPSK	1	1	Front side	3500.1	0.629	1.16	26.00	26.45	0.902	0.567	/
		135	69	Front side	3500.1	0.571	-3.05	26.00	26.40	0.912	0.521	/
		1	1	Back Side	3500.1	1.246	2.00	26.00	26.45	0.902	**1.123**	**168**
		135	69	Back Side	3500.1	1.118	-2.47	26.00	26.40	0.912	1.020	/
		1	1	Left Side	3500.1	0.511	0.47	26.00	26.45	0.902	0.461	/
		135	69	Left Side	3500.1	0.497	-2.50	26.00	26.40	0.912	0.453	/

SAR Result of N77/N78 ANT 10												
Date of observation			**2025-05-05**									
BW (MHz)	Mod.	RB Size	RB offset	Test Position	Freq.	Result 1g (W/Kg)	Power Drift(%)	Max. Turn-up Power(dBm)	Meas. Output Power(dBm)	Scaling Factor	Scaled SAR (W/Kg)	Meas.No.
Head Test Data												
100M	DFT-s-OFDM QPSK	1	1	Right Cheek	3500.1	0.684	-3.16	26.00	25.55	1.109	**0.759**	**169**
		135	69	Right Cheek	3500.1	0.593	-2.01	26.00	25.42	1.143	0.678	/
		1	1	Right Tilt	3500.1	0.259	2.30	26.00	25.55	1.109	0.287	/
		135	69	Right Tilt	3500.1	0.260	0.01	26.00	25.42	1.143	0.297	/
		1	1	Left Cheek	3500.1	0.639	-0.01	26.00	25.55	1.109	0.709	/
		135	69	Left Cheek	3500.1	0.562	-1.52	26.00	25.42	1.143	0.642	/
		1	1	Left Tilt	3500.1	0.223	-0.63	26.00	25.55	1.109	0.247	/
		135	69	Left Tilt	3500.1	0.193	-3.68	26.00	25.42	1.143	0.221	/
Body Test Data (10mm)												
100M	DFT-s-OFDM QPSK	1	1	Front side	3500.1	0.123	1.00	26.00	25.55	1.109	0.136	/
		135	69	Front side	3500.1	0.097	-1.64	26.00	25.42	1.143	0.111	/
		1	1	Back Side	3500.1	0.266	-2.75	26.00	25.55	1.109	**0.295**	**170**
		135	69	Back Side	3500.1	0.235	0.72	26.00	25.42	1.143	0.269	/
		1	1	Left Side	3500.1	0.206	3.64	26.00	25.55	1.109	0.228	/
		135	69	Left Side	3500.1	0.165	2.51	26.00	25.42	1.143	0.189	/
Folding state Test Data (5mm)												
100M	DFT-s-OFDM QPSK	1	1	Front side	3500.1	0.321	-1.82	26.00	25.55	1.109	0.356	/
		135	69	Front side	3500.1	0.280	3.27	26.00	25.42	1.143	0.320	/
		1	1	Back Side	3500.1	0.682	-2.40	26.00	25.55	1.109	**0.756**	**171**
		135	69	Back Side	3500.1	0.609	-2.84	26.00	25.42	1.143	0.696	/
		1	1	Left Side	3500.1	0.274	0.06	26.00	25.55	1.109	0.304	/
		135	69	Left Side	3500.1	0.226	-2.62	26.00	25.42	1.143	0.258	/
Limbs Test Data (0mm)												
100M	DFT-s-	1	1	Front side	3500.1	1.365	2.97	26.00	25.55	1.109	1.514	/

	OFDM QPSK	135	69	Front side	3500.1	1.248	3.52	26.00	25.42	1.143	1.426	/
		1	1	Back Side	3500.1	1.518	3.62	26.00	25.55	1.109	**1.684**	**172**
		135	69	Back Side	3500.1	1.304	-0.70	26.00	25.42	1.143	1.490	/
		1	1	Left Side	3500.1	0.884	-2.99	26.00	25.55	1.109	0.981	/
		135	69	Left Side	3500.1	0.760	-2.10	26.00	25.42	1.143	0.869	/

SAR Result of N77/N78_ANT_2

Date of observation			**2025-05-05**									
BW (MHz)	Mod.	RB Size	RB offset	Test Position	Freq.	Result 1g (W/Kg)	Power Drift(%)	Max. Turn-up Power(dBm)	Meas. Output Power(dBm)	Scaling Factor	Scaled SAR (W/Kg)	Meas.No.
Head Test Data												
100M	DFT-s-OFDM QPSK	1	137	Right Cheek	3500.01	0.177	2.86	25.50	25.01	1.119	**0.198**	**173**
		135	69	Right Cheek	3500.01	0.158	-0.23	25.50	24.81	1.172	0.185	/
		1	137	Right Tilt	3500.01	0.066	2.09	25.50	25.01	1.119	0.074	/
		135	69	Right Tilt	3500.01	0.058	-2.43	25.50	24.81	1.172	0.068	/
		1	137	Left Cheek	3500.01	0.161	-0.79	25.50	25.01	1.119	0.180	/
		135	69	Left Cheek	3500.01	0.140	-2.64	25.50	24.81	1.172	0.164	/
		1	137	Left Tilt	3500.01	0.058	3.80	25.50	25.01	1.119	0.065	/
		135	69	Left Tilt	3500.01	0.050	-2.17	25.50	24.81	1.172	0.059	/
Body Test Data (10mm)												
100M	DFT-s-OFDM QPSK	1	137	Front side	3500.01	0.225	-2.11	25.50	25.01	1.119	0.252	/
		135	69	Front side	3500.01	0.183	3.75	25.50	24.81	1.172	0.215	/
		1	137	Back Side	3500.01	0.322	-1.22	25.50	25.01	1.119	**0.360**	**174**
		135	69	Back Side	3500.01	0.220	3.14	25.50	24.81	1.172	0.258	/
		1	137	Bottom Side	3500.01	0.122	3.15	25.50	25.01	1.119	0.137	/
		135	69	Bottom Side	3500.01	0.135	0.64	25.50	24.81	1.172	0.158	/
Folding state Test Data (5mm)												
100M	DFT-s-OFDM QPSK	1	137	Front side	3500.01	0.249	0.47	25.50	25.01	1.119	0.279	/
		135	69	Front side	3500.01	0.178	-0.40	25.50	24.81	1.172	0.209	/
		1	137	Back Side	3500.01	0.651	0.53	25.50	25.01	1.119	**0.729**	**175**
		135	69	Back Side	3500.01	0.567	-3.12	25.50	24.81	1.172	0.665	/
		1	137	Bottom side	3500.01	0.229	-1.41	25.50	25.01	1.119	0.256	/
		135	69	Bottom side	3500.01	0.176	-3.11	25.50	24.81	1.172	0.206	/

Limbs Test Data (0mm)												
100M	DFT-s-OFDM QPSK	1	137	Front side	3500.01	0.433	3.00	25.50	25.01	1.119	0.485	/
		135	69	Front side	3500.01	0.353	-0.59	25.50	24.81	1.172	0.414	/
		1	137	Back Side	3500.01	1.088	-1.90	25.50	25.01	1.119	**1.218**	**176**
		135	69	Back Side	3500.01	0.942	-3.80	25.50	24.81	1.172	1.104	**/**
		1	137	Bottom Side	3500.01	0.412	0.21	25.50	25.01	1.119	0.461	**/**
		135	69	Bottom Side	3500.01	0.302	2.96	25.50	24.81	1.172	0.354	**/**

SAR Result of BT_ANT4									
Date of observation			**2025-05-05**						
Model	**Test Position**	**Freq.**	**SAR (1g) (W/kg)**	**Power Drift(%)**	**Max.Turn-up Power(dBm)**	**Meas.Output Power(dBm)**	**Scaling Factor**	**Scaled SAR (W/Kg)**	**Meas.No.**
Head Test Data									
GFSK	Right Cheek	2441	0.017	3.50	17.00	16.870	1.030	0.017	/
	Right Tilt	2441	0.006	0.99	17.00	16.870	1.030	0.006	/
	Left Cheek	2441	0.032	0.55	17.00	16.870	1.030	**0.033**	**177**
	Left Tilt	2441	0.015	-3.51	17.00	16.870	1.030	0.016	/
Body Test Data (10mm)									
GFSK	Front Side	2441	0.014	2.26	17.00	16.870	1.030	0.014	/
	Back Side	2441	0.022	-1.50	17.00	16.870	1.030	0.022	/
	Right Side	2441	0.031	0.78	17.00	16.870	1.030	**0.032**	**178**
	Top Side	2441	0.026	-2.08	17.00	16.870	1.030	0.027	/
Folding state Test Data (5mm)									
GFSK	Front Side	2441	0.013	1.46	17.00	16.870	1.030	0.013	/
	Back Side	2441	0.010	2.13	17.00	16.870	1.030	0.010	**/**
	Right Side	2441	0.022	-3.88	17.00	16.870	1.030	**0.023**	**179**
Limbs Test Data (0mm)									
GFSK	Front Side	2441	0.058	0.41	17.00	16.870	1.030	0.060	/
	Back Side	2441	0.055	-3.69	17.00	16.870	1.030	0.057	/
	Right Side	2441	0.059	0.00	17.00	16.870	1.030	**0.061**	**180**
SAR Result of BT_ANT7									
Date of observation			**2025-05-05**						
Model	**Test Position**	**Freq.**	**SAR (1g) (W/kg)**	**Power Drift(%)**	**Max.Turn-up Power(dBm)**	**Meas.Output Power(dBm)**	**Scaling Factor**	**Scaled SAR (W/Kg)**	**Meas.No.**
Head Test Data									
GFSK	Right Cheek	2441	0.022	2.26	18.00	17.820	1.042	0.023	/
	Right Tilt	2441	0.014	-2.95	18.00	17.820	1.042	0.014	/

	Left Cheek	2441	0.029	-3.06	18.00	17.820	1.042	0.030	/
	Left Tilt	2441	0.036	-0.05	18.00	17.820	1.042	**0.038**	**181**
Body Test Data (10mm)									
GFSK	Front Side	2441	0.012	-3.77	18.00	17.820	1.042	0.012	/
	Back Side	2441	0.018	2.33	18.00	17.820	1.042	**0.018**	**182**
	Right Side	2441	0.009	3.10	18.00	17.820	1.042	0.009	/
	Top Side	2441	0.010	0.45	18.00	17.820	1.042	0.010	/
Folding state Test Data (5mm)									
GFSK	Front Side	2441	0.013	-1.52	18.00	17.820	1.042	**0.014**	**183**
	Back Side	2441	0.010	-1.63	18.00	17.820	1.042	0.010	/
	Right Side	2441	0.009	-3.84	18.00	17.820	1.042	0.009	/
	Bottom Side	2441	0.012	2.27	18.00	17.820	1.042	0.013	/
Limbs Test Data (0mm)									
GFSK	Front Side	2441	0.060	-1.94	18.00	17.820	1.042	0.063	/
	Back Side	2441	0.065	-2.58	18.00	17.820	1.042	0.068	/
	Right Side	2441	0.013	0.03	18.00	17.820	1.042	0.013	/
	Top Side	2441	0.197	0.00	18.00	17.820	1.042	**0.205**	**184**

SAR Result of 2.4GWIFI_ANT4									
Date of observation			**2025-05-05**						
Model	**Test Position**	**Freq.**	**SAR (1g) (W/kg)**	**Power Drift(%)**	**Max.Turn-up Power(dBm)**	**Meas.Output Power(dBm)**	**Scaling Factor**	**Scaled SAR (W/Kg)**	**Meas.No.**
Head Test Data									
802.11b	Right Cheek	2462	0.078	2.49	19.50	19.120	1.091	0.085	/
	Right Tilt	2462	0.025	-1.53	19.50	19.120	1.091	0.027	/
	Left Cheek	2462	0.153	0.41	19.50	19.120	1.091	**0.167**	**185**
	Left Tilt	2462	0.070	1.54	19.50	19.120	1.091	0.076	/
Body Test Data (10mm)									
802.11b	Front Side	2462	0.061	1.96	19.50	19.120	1.091	0.067	/
	Back Side	2462	0.096	1.83	19.50	19.120	1.091	0.104	/
	Right Side	2462	0.142	2.08	19.50	19.120	1.091	**0.155**	**186**
	Top Side	2462	0.018	-1.25	19.50	19.120	1.091	0.020	/
Folding state Test Data (5mm)									
802.11b	Front Side	2462	0.058	-2.71	19.50	19.120	1.091	0.064	/
	Back Side	2462	0.010	-3.02	19.50	19.120	1.091	0.011	/
	Right Side	2462	0.098	-2.10	19.50	19.120	1.091	**0.107**	**187**
Limbs Test Data (0mm)									
802.11b	Front Side	2462	0.284	2.28	19.50	19.120	1.091	0.310	/
	Back Side	2462	0.270	1.87	19.50	19.120	1.091	0.295	/

	Right Side	2462	0.294	-0.57	19.50	19.120	1.091	**0.320**	**188**
SAR Result of 2.4GWIFI_ANT7									
Date of observation			**2025-05-05**						
Model	**Test Position**	**Freq.**	**SAR (1g) (W/kg)**	**Power Drift(%)**	**Max.Turn-up Power(dBm)**	**Meas.Output Power(dBm)**	**Scaling Factor**	**Scaled SAR (W/Kg)**	**Meas.No.**
Head Test Data									
802.11b	Right Cheek	2437	0.077	-3.65	19.50	19.010	1.119	0.086	/
	Right Tilt	2437	0.048	-0.61	19.50	19.010	1.119	0.054	/
	Left Cheek	2437	0.102	-0.55	19.50	19.010	1.119	0.114	/
	Left Tilt	2437	0.128	2.12	19.50	19.010	1.119	**0.143**	**189**
Body Test Data (10mm)									
802.11b	Front Side	2437	0.018	0.79	19.50	19.010	1.119	0.020	/
	Back Side	2437	0.027	-3.86	19.50	19.010	1.119	0.030	/
	Right Side	2437	0.006	-1.57	19.50	19.010	1.119	0.006	/
	Top Side	2437	0.050	-3.64	19.50	19.010	1.119	**0.056**	**190**
Folding state Test Data (5mm)									
802.11b	Front Side	2437	0.011	-2.84	19.50	19.010	1.119	0.012	/
	Back Side	2437	0.008	3.24	19.50	19.010	1.119	0.009	/
	Right Side	2437	0.014	-2.00	19.50	19.010	1.119	0.016	/
	Bottom Side	2437	0.029	0.23	19.50	19.010	1.119	**0.033**	**191**
Limbs Test Data (0mm)									
802.11b	Front Side	2437	0.078	0.91	19.50	19.010	1.119	0.087	/
	Back Side	2437	0.087	0.73	19.50	19.010	1.119	0.098	/
	Right Side	2437	0.017	1.90	19.50	19.010	1.119	0.019	/
	Top Side	2437	0.269	-1.24	19.50	19.010	1.119	**0.301**	**192**
SAR Result of 2.4GWIFI_MIMO_ANT_4									
Date of observation			**2025-05-05**						
Model	**Test Position**	**Freq.**	**SAR (1g) (W/kg)**	**Power Drift(%)**	**Max.Turn-up Power(dBm)**	**Meas.Output Power(dBm)**	**Scaling Factor**	**Scaled SAR (W/Kg)**	**Meas.No.**
Head Test Data									
802.11n20	Right Cheek	2462	0.036	3.10	17.00	16.980	1.005	0.036	/
	Right Tilt	2462	0.031	1.96	17.00	16.980	1.005	0.031	/
	Left Cheek	2462	0.083	1.74	17.00	16.980	1.005	**0.084**	**193**
	Left Tilt	2462	0.076	-3.67	17.00	16.980	1.005	0.076	/
Body Test Data (10mm)									
802.11n20	Front Side	2462	0.075	-3.94	17.00	16.980	1.005	**0.075**	**194**
	Back Side	2462	0.042	2.08	17.00	16.980	1.005	0.043	/
	Right Side	2462	0.055	-2.59	17.00	16.980	1.005	0.055	/
	Top Side	2462	0.047	2.67	17.00	16.980	1.005	0.047	/

Folding state Test Data (5mm)									
802.11n20	Front Side	2462	0.033	1.87	17.00	16.980	1.005	0.033	/
	Back Side	2462	0.023	0.25	17.00	16.980	1.005	0.023	/
	Right Side	2462	0.034	3.30	17.00	16.980	1.005	**0.034**	**195**
Limbs Test Data (0mm)									
802.11n20	Front Side	2462	0.122	-1.48	17.00	16.980	1.005	**0.123**	**196**
	Back Side	2462	0.099	-3.10	17.00	16.980	1.005	0.099	/
	Right Side	2462	0.108	1.13	17.00	16.980	1.005	0.108	/
SAR Result of 2.4GWIFI_MIMO_ANT_7									
Date of observation			**2025-05-05**						
Model	**Test Position**	**Freq.**	**SAR (1g) (W/kg)**	**Power Drift(%)**	**Max.Turn-up Power(dBm)**	**Meas.Output Power(dBm)**	**Scaling Factor**	**Scaled SAR (W/Kg)**	**Meas.No.**
Head Test Data									
802.11n20	Right Cheek	2462	0.038	0.81	17.00	16.980	1.005	0.038	/
	Right Tilt	2462	0.032	-1.82	17.00	16.980	1.005	0.032	/
	Left Cheek	2462	0.083	1.06	17.00	16.980	1.005	**0.083**	**197**
	Left Tilt	2462	0.078	1.94	17.00	16.980	1.005	0.078	/
Body Test Data (10mm)									
802.11n20	Front Side	2462	0.074	3.59	17.00	16.980	1.005	**0.074**	**198**
	Back Side	2462	0.042	2.25	17.00	16.980	1.005	0.042	/
	Right Side	2462	0.049	-2.32	17.00	16.980	1.005	0.049	/
	Top Side	2462	0.044	2.39	17.00	16.980	1.005	0.044	/
Folding state Test Data (5mm)									
802.11n20	Front Side	2462	0.030	-1.34	17.00	16.980	1.005	0.030	/
	Back Side	2462	0.026	3.70	17.00	16.980	1.005	0.026	/
	Right Side	2462	0.029	2.87	17.00	16.980	1.005	0.029	/
	Bottom Side	2462	0.041	-1.65	17.00	16.980	1.005	**0.041**	**199**
Limbs Test Data (0mm)									
802.11n20	Front Side	2462	0.128	-1.98	17.00	16.980	1.005	**0.129**	**200**
	Back Side	2462	0.098	3.65	17.00	16.980	1.005	0.098	/
	Right Side	2462	0.104	-1.85	17.00	16.980	1.005	0.104	/
	Top Side	2462	0.011	1.05	17.00	16.980	1.005	0.011	/

SAR Result of WIFI 5G U-NII-1_ANT4									
Date of observation			2025-05-05						
Model	Test Position	Freq.	SAR (1g) (W/kg)	Power Drift(%)	Max.Turn-up Power(dBm)	Meas.Output Power(dBm)	Scaling Factor	Scaled SAR (W/Kg)	Meas.No.
Head Test Data									
802.11a	Right Cheek	5240	0.023	-0.84	19.50	19.210	1.069	0.024	/
	Right Tilt	5240	0.038	-0.91	19.50	19.210	1.069	0.041	/
	Left Cheek	5240	0.056	-0.45	19.50	19.210	1.069	**0.059**	**201**
	Left Tilt	5240	0.053	-0.46	19.50	19.210	1.069	0.056	/
Body Test Data (10mm)									
802.11a	Front Side	5240	0.015	1.13	19.50	19.210	1.069	0.016	/
	Back Side	5240	0.087	-2.35	19.50	19.210	1.069	**0.093**	**202**
	Right Side	5240	0.063	-2.71	19.50	19.210	1.069	0.068	/
	Top Side	5240	0.042	1.55	19.50	19.210	1.069	0.045	/
Folding state Test Data (5mm)									
802.11a	Front Side	5240	0.076	-2.65	19.50	19.210	1.069	**0.082**	**203**
	Back Side	5240	0.066	-0.84	19.50	19.210	1.069	0.071	**/**
	Right Side	5240	0.062	-2.97	19.50	19.210	1.069	0.066	/
Limbs Test Data (0mm)									
802.11a	Front Side	5240	0.075	2.93	19.50	19.210	1.069	0.080	/
	Back Side	5240	0.187	1.27	19.50	19.210	1.069	**0.200**	**204**
	Right Side	5240	0.171	3.55	19.50	19.210	1.069	0.183	/

SAR Result of WIFI 5G U-NII-1I_ANT6									
Date of observation			2025-05-05						
Model	Test Position	Freq.	SAR (1g) (W/kg)	Power Drift(%)	Max.Turn-up Power(dBm)	Meas.Output Power(dBm)	Scaling Factor	Scaled SAR (W/Kg)	Meas.No.
Head Test Data									
802.11a	Right Cheek	5240	0.063	-2.48	19.00	18.870	1.030	0.065	/
	Right Tilt	5240	0.072	1.99	19.00	18.870	1.030	0.074	/
	Left Cheek	5240	0.123	0.32	19.00	18.870	1.030	**0.127**	**205**
	Left Tilt	5240	0.119	2.79	19.00	18.870	1.030	0.123	/
Body Test Data (10mm)									
802.11a	Front Side	5240	0.032	1.97	19.00	18.870	1.030	**0.033**	**206**
	Back Side	5240	0.014	2.09	19.00	18.870	1.030	0.014	/
	Right Side	5240	0.023	-1.96	19.00	18.870	1.030	0.024	/
	Top Side	5240	0.014	-1.49	19.00	18.870	1.030	0.014	/
Folding state Test Data (5mm)									
802.11a	Front Side	5240	0.014	0.46	19.00	18.870	1.030	**0.014**	**207**
	Back Side	5240	0.008	3.32	19.00	18.870	1.030	0.008	

	Right Side	5240	0.012	1.06	19.00	18.870	1.030	0.012	/
	Bottom Side	5240	0.009	0.08	19.00	18.870	1.030	0.009	/
Limbs Test Data (0mm)									
802.11a	Front Side	5240	0.136	-0.28	19.00	18.870	1.030	**0.141**	**208**
	Back Side	5240	0.036	0.78	19.00	18.870	1.030	0.037	/
	Right Side	5240	0.012	0.11	19.00	18.870	1.030	0.012	/
	Top Side	5240	0.050	0.38	19.00	18.870	1.030	0.051	/
SAR Result of WIFI 5G U-NII-1_MIMO_ANT_4									
Date of observation			**2025-05-05**						
Model	**Test Position**	**Freq.**	**SAR (1g) (W/kg)**	**Power Drift(%)**	**Max.Turn-up Power(dBm)**	**Meas.Output Power(dBm)**	**Scaling Factor**	**Scaled SAR (W/Kg)**	**Meas.No.**
Head Test Data									
802.11n20	Right Cheek	5240	0.063	1.74	18.50	18.310	1.045	0.066	/
	Right Tilt	5240	0.075	-0.94	18.50	18.310	1.045	0.078	/
	Left Cheek	5240	0.141	-2.17	18.50	18.310	1.045	**0.148**	**209**
	Left Tilt	5240	0.136	-1.09	18.50	18.310	1.045	0.142	/
Body Test Data (10mm)									
802.11n20	Front Side	5240	0.030	0.91	18.50	18.310	1.045	0.032	/
	Back Side	5240	0.097	-0.16	18.50	18.310	1.045	**0.102**	**210**
	Right Side	5240	0.067	-3.06	18.50	18.310	1.045	0.070	/
	Top Side	5240	0.047	2.91	18.50	18.310	1.045	0.049	/
Folding state Test Data (5mm)									
802.11n20	Front Side	5240	0.093	0.97	18.50	18.310	1.045	**0.097**	**211**
	Back Side	5240	0.056	-0.15	18.50	18.310	1.045	0.059	**/**
	Right Side	5240	0.068	-2.90	18.50	18.310	1.045	0.071	/
Limbs Test Data (0mm)									
802.11n20	Front Side	5240	0.130	-1.03	18.50	18.310	1.045	0.135	/
	Back Side	5240	0.211	3.10	18.50	18.310	1.045	0.220	/
	Right Side	5240	0.306	-0.82	18.50	18.310	1.045	**0.320**	**212**
SAR Result of WIFI 5G U-NII-1_MIMO_ANT_6									
Date of observation			**2025-05-05**						
Model	**Test Position**	**Freq.**	**SAR (1g) (W/kg)**	**Power Drift(%)**	**Max.Turn-up Power(dBm)**	**Meas.Output Power(dBm)**	**Scaling Factor**	**Scaled SAR (W/Kg)**	**Meas.No.**
Head Test Data									
802.11n20	Right Cheek	5240	0.069	1.90	18.50	18.310	1.045	0.072	/
	Right Tilt	5240	0.083	-3.35	18.50	18.310	1.045	0.087	/
	Left Cheek	5240	0.160	-1.53	18.50	18.310	1.045	**0.167**	**213**
	Left Tilt	5240	0.151	2.87	18.50	18.310	1.045	0.158	/
Body Test Data (10mm)									

802.11n20	Front Side	5240	0.032	-2.33	18.50	18.310	1.045	0.033	/
	Back Side	5240	0.106	-0.37	18.50	18.310	1.045	**0.111**	**214**
	Right Side	5240	0.077	2.55	18.50	18.310	1.045	0.080	/
	Top Side	5240	0.051	2.13	18.50	18.310	1.045	0.053	/
Folding state Test Data (5mm)									
802.11n20	Front Side	5240	0.090	0.99	18.50	18.310	1.045	**0.094**	**215**
	Back Side	5240	0.045	1.07	18.50	18.310	1.045	0.047	**/**
	Right Side	5240	0.067	1.83	18.50	18.310	1.045	0.070	/
	Bottom Side	5240	0.055	3.08	18.50	18.310	1.045	0.057	/
Limbs Test Data (0mm)									
802.11n20	Front Side	5240	0.138	-0.84	18.50	18.310	1.045	0.144	/
	Back Side	5240	0.233	0.62	18.50	18.310	1.045	0.243	/
	Right Side	5240	0.345	1.42	18.50	18.310	1.045	**0.360**	**216**
	Top Side	5240	0.254	0.92	18.50	18.310	1.045	0.265	/

SAR Result of WIFI 5G U-NII-2A_ANT4									
Date of observation			2025-05-05						
Model	Test Position	Freq.	SAR (1g) (W/kg)	Power Drift(%)	Max.Turn-up Power(dBm)	Meas.Output Power(dBm)	Scaling Factor	Scaled SAR (W/Kg)	Meas.No.
Head Test Data									
802.11a	Right Cheek	5260	0.052	-3.49	18.50	18.310	1.045	0.054	/
	Right Tilt	5260	0.046	-0.40	18.50	18.310	1.045	0.048	/
	Left Cheek	5260	0.064	2.29	18.50	18.310	1.045	0.066	/
	Left Tilt	5260	0.070	1.04	18.50	18.310	1.045	**0.073**	**217**
Body Test Data (10mm)									
802.11a	Front Side	5260	0.023	-1.74	18.50	18.310	1.045	0.024	/
	Back Side	5260	0.139	1.44	18.50	18.310	1.045	**0.145**	**218**
	Right Side	5260	0.100	-3.12	18.50	18.310	1.045	0.104	/
	Top Side	5260	0.069	-3.05	18.50	18.310	1.045	0.072	/
Folding state Test Data (5mm)									
802.11a	Front Side	5260	0.095	-0.96	18.50	18.310	1.045	**0.099**	**219**
	Back Side	5260	0.009	-3.77	18.50	18.310	1.045	0.010	/
	Right Side	5260	0.077	-1.63	18.50	18.310	1.045	0.080	/
Limbs Test Data (0mm)									
802.11a	Front Side	5260	0.177	-1.31	18.50	18.310	1.045	0.185	/
	Back Side	5260	0.013	-3.26	18.50	18.310	1.045	0.013	/
	Right Side	5260	0.292	1.50	18.50	18.310	1.045	**0.305**	**220**

SAR Result of WIFI 5G U-NII-2A_ANT6									
Date of observation			2025-05-05						
Model	Test Position	Freq.	SAR (1g) (W/kg)	Power Drift(%)	Max.Turn-up Power(dBm)	Meas.Output Power(dBm)	Scaling Factor	Scaled SAR (W/Kg)	Meas.No.
Head Test Data									
802.11a	Right Cheek	5260	0.070	-2.99	17.50	17.170	1.079	0.076	/
	Right Tilt	5260	0.081	1.86	17.50	17.170	1.079	0.087	/
	Left Cheek	5260	0.140	-1.44	17.50	17.170	1.079	**0.151**	**221**
	Left Tilt	5260	0.128	-3.20	17.50	17.170	1.079	0.139	/
Body Test Data (10mm)									
802.11a	Front Side	5260	0.035	0.38	17.50	17.170	1.079	**0.038**	**222**
	Back Side	5260	0.016	3.79	17.50	17.170	1.079	0.017	/
	Right Side	5260	0.014	-2.52	17.50	17.170	1.079	0.016	/
	Top Side	5260	0.029	3.58	17.50	17.170	1.079	0.032	/
Folding state Test Data (5mm)									
802.11a	Front Side	5260	0.021	0.10	17.50	17.170	1.079	**0.023**	**223**
	Back Side	5260	0.011	3.04	17.50	17.170	1.079	0.012	/

	Right Side	5260	0.018	1.19	17.50	17.170	1.079	0.019	/
	Bottom Side	5260	0.014	3.00	17.50	17.170	1.079	0.015	/
Limbs Test Data (0mm)									
802.11a	Front Side	5260	0.133	-3.31	17.50	17.170	1.079	**0.143**	**224**
	Back Side	5260	0.041	-0.76	17.50	17.170	1.079	0.044	/
	Right Side	5260	0.013	-0.78	17.50	17.170	1.079	0.014	/
	Top Side	5260	0.053	-3.46	17.50	17.170	1.079	0.057	/
SAR Result of WIFI 5G U-NII-2A_MIMO_ANT_4									
Date of observation			**2025-05-05**						
Model	**Test Position**	**Freq.**	**SAR (1g) (W/kg)**	**Power Drift(%)**	**Max.Turn-up Power(dBm)**	**Meas.Output Power(dBm)**	**Scaling Factor**	**Scaled SAR (W/Kg)**	**Meas.No.**
Head Test Data									
802.11n20	Right Cheek	5260	0.068	0.76	16.50	16.270	1.054	0.072	/
	Right Tilt	5260	0.082	0.68	16.50	16.270	1.054	0.086	/
	Left Cheek	5260	0.157	2.58	16.50	16.270	1.054	**0.165**	**225**
	Left Tilt	5260	0.150	0.29	16.50	16.270	1.054	0.158	/
Body Test Data (10mm)									
802.11n20	Front Side	5260	0.055	-3.33	16.50	16.270	1.054	0.058	/
	Back Side	5260	0.153	0.86	16.50	16.270	1.054	**0.161**	**226**
	Right Side	5260	0.120	-1.90	16.50	16.270	1.054	0.127	/
	Top Side	5260	0.085	0.55	16.50	16.270	1.054	0.090	/
Folding state Test Data (5mm)									
802.11n20	Front Side	5260	0.079	-1.67	16.50	16.270	1.054	**0.084**	**227**
	Back Side	5260	0.057	-2.32	16.50	16.270	1.054	0.060	**/**
	Right Side	5260	0.060	-0.56	16.50	16.270	1.054	0.064	/
Limbs Test Data (0mm)									
802.11n20	Front Side	5260	0.130	-3.87	16.50	16.270	1.054	0.137	/
	Back Side	5260	0.216	3.67	16.50	16.270	1.054	0.228	/
	Right Side	5260	0.311	-0.47	16.50	16.270	1.054	**0.328**	**228**
SAR Result of WIFI 5G U-NII-2A_MIMO_ANT_6									
Date of observation			**2025-05-05**						
Model	**Test Position**	**Freq.**	**SAR (1g) (W/kg)**	**Power Drift(%)**	**Max.Turn-up Power(dBm)**	**Meas.Output Power(dBm)**	**Scaling Factor**	**Scaled SAR (W/Kg)**	**Meas.No.**
Head Test Data									
802.11n20	Right Cheek	5260	0.063	2.51	16.50	16.270	1.054	0.066	/
	Right Tilt	5260	0.077	1.59	16.50	16.270	1.054	0.081	/
	Left Cheek	5260	0.143	3.47	16.50	16.270	1.054	**0.151**	**229**
	Left Tilt	5260	0.132	-0.57	16.50	16.270	1.054	0.139	/
Body Test Data (10mm)									

802.11n20	Front Side	5260	0.055	0.67	16.50	16.270	1.054	0.058	/
	Back Side	5260	0.166	-0.82	16.50	16.270	1.054	**0.175**	**230**
	Right Side	5260	0.116	0.42	16.50	16.270	1.054	0.122	/
	Top Side	5260	0.088	1.63	16.50	16.270	1.054	0.093	/
Folding state Test Data (5mm)									
802.11n20	Front Side	5260	0.077	2.86	16.50	16.270	1.054	**0.081**	**231**
	Back Side	5260	0.053	3.01	16.50	16.270	1.054	0.056	**/**
	Right Side	5260	0.061	-3.20	16.50	16.270	1.054	0.064	/
	Bottom Side	5260	0.057	-2.35	16.50	16.270	1.054	0.060	/
Limbs Test Data (0mm)									
802.11n20	Front Side	5260	0.136	-3.21	16.50	16.270	1.054	0.143	/
	Back Side	5260	0.226	-3.30	16.50	16.270	1.054	0.238	/
	Right Side	5260	0.311	-3.47	16.50	16.270	1.054	**0.328**	**232**
	Top Side	5260	0.245	1.03	16.50	16.270	1.054	0.258	/

SAR Result of WIFI 5G U-NII-2C_ANT4									
Date of observation			2025-05-05						
Model	Test Position	Freq.	SAR (1g) (W/kg)	Power Drift(%)	Max.Turn-up Power(dBm)	Meas.Output Power(dBm)	Scaling Factor	Scaled SAR (W/Kg)	Meas.No.
Head Test Data									
802.11a	Right Cheek	5580	0.023	2.62	17.00	16.580	1.102	0.025	/
	Right Tilt	5580	0.038	1.74	17.00	16.580	1.102	0.042	/
	Left Cheek	5580	0.052	-0.25	17.00	16.580	1.102	0.057	/
	Left Tilt	5580	0.054	-1.93	17.00	16.580	1.102	**0.059**	**233**
Body Test Data (10mm)									
802.11a	Front Side	5580	0.026	1.12	17.00	16.580	1.102	0.029	/
	Back Side	5580	0.158	1.72	17.00	16.580	1.102	**0.174**	**234**
	Right Side	5580	0.116	-3.16	17.00	16.580	1.102	0.128	/
	Top Side	5580	0.076	-3.72	17.00	16.580	1.102	0.084	/
Folding state Test Data (5mm)									
802.11a	Front Side	5580	0.104	2.45	17.00	16.580	1.102	**0.115**	**235**
	Back Side	5580	0.010	0.38	17.00	16.580	1.102	0.011	/
	Right Side	5580	0.088	-2.38	17.00	16.580	1.102	0.096	/
Limbs Test Data (0mm)									
802.11a	Front Side	5580	0.097	1.69	17.00	16.580	1.102	0.107	/
	Back Side	5580	0.236	2.10	17.00	16.580	1.102	**0.260**	**236**
	Right Side	5580	0.222	0.86	17.00	16.580	1.102	0.245	/

SAR Result of WIFI 5G U-NII-2C_ANT6									
Date of observation			2025-05-05						
Model	Test Position	Freq.	SAR (1g) (W/kg)	Power Drift(%)	Max.Turn-up Power(dBm)	Meas.Output Power(dBm)	Scaling Factor	Scaled SAR (W/Kg)	Meas.No.
Head Test Data									
802.11a	Right Cheek	5580	0.072	1.08	18.50	18.400	1.023	0.074	/
	Right Tilt	5580	0.086	-0.92	18.50	18.400	1.023	0.088	/
	Left Cheek	5580	0.143	0.50	18.50	18.400	1.023	**0.147**	**237**
	Left Tilt	5580	0.139	2.26	18.50	18.400	1.023	0.142	/
Body Test Data (10mm)									
802.11a	Front Side	5580	0.041	0.50	18.50	18.400	1.023	**0.042**	**238**
	Back Side	5580	0.017	0.39	18.50	18.400	1.023	0.018	/
	Right Side	5580	0.017	3.38	18.50	18.400	1.023	0.017	/
	Top Side	5580	0.034	-3.13	18.50	18.400	1.023	0.034	/
Folding state Test Data (5mm)									
802.11a	Front Side	5580	0.049	-3.85	18.50	18.400	1.023	**0.050**	**239**
	Back Side	5580	0.009	1.69	18.50	18.400	1.023	0.009	/

	Right Side	5580	0.011	1.98	18.50	18.400	1.023	0.011	/
	Bottom Side	5580	0.036	-0.96	18.50	18.400	1.023	0.037	/
Limbs Test Data (0mm)									
802.11a	Front Side	5580	0.151	2.21	18.50	18.400	1.023	**0.154**	**240**
	Back Side	5580	0.041	-1.39	18.50	18.400	1.023	0.042	/
	Right Side	5580	0.013	-0.49	18.50	18.400	1.023	0.014	/
	Top Side	5580	0.055	-1.36	18.50	18.400	1.023	0.056	/
SAR Result of WIFI 5G U-NII-2C_MIMO_ANT_4									
Date of observation			**2025-05-05**						
Model	**Test Position**	**Freq.**	**SAR (1g) (W/kg)**	**Power Drift(%)**	**Max.Turn-up Power(dBm)**	**Meas.Output Power(dBm)**	**Scaling Factor**	**Scaled SAR (W/Kg)**	**Meas.No.**
Head Test Data									
802.11n20	Right Cheek	5700	0.058	0.59	16.50	16.200	1.072	0.062	/
	Right Tilt	5700	0.070	1.12	16.50	16.200	1.072	0.075	/
	Left Cheek	5700	0.128	-1.17	16.50	16.200	1.072	**0.137**	**241**
	Left Tilt	5700	0.126	-0.17	16.50	16.200	1.072	0.135	/
Body Test Data (10mm)									
802.11n20	Front Side	5700	0.034	1.79	16.50	16.200	1.072	0.036	/
	Back Side	5700	0.107	1.28	16.50	16.200	1.072	**0.115**	**242**
	Right Side	5700	0.073	-3.11	16.50	16.200	1.072	0.078	/
	Top Side	5700	0.051	-1.50	16.50	16.200	1.072	0.055	/
Folding state Test Data (5mm)									
802.11n20	Front Side	5700	0.081	1.70	16.50	16.200	1.072	**0.087**	**243**
	Back Side	5700	0.053	-3.72	16.50	16.200	1.072	0.057	**/**
	Right Side	5700	0.059	3.02	16.50	16.200	1.072	0.063	/
Limbs Test Data (0mm)									
802.11n20	Front Side	5700	0.129	-3.80	16.50	16.200	1.072	0.138	/
	Back Side	5700	0.213	0.47	16.50	16.200	1.072	0.228	/
	Right Side	5700	0.306	0.84	16.50	16.200	1.072	**0.327**	**244**
SAR Result of WIFI 5G U-NII-2C_MIMO_ANT_6									
Date of observation			**2025-05-05**						
Model	**Test Position**	**Freq.**	**SAR (1g) (W/kg)**	**Power Drift(%)**	**Max.Turn-up Power(dBm)**	**Meas.Output Power(dBm)**	**Scaling Factor**	**Scaled SAR (W/Kg)**	**Meas.No.**
Head Test Data									
802.11n20	Right Cheek	5700	0.059	-2.32	16.50	16.200	1.072	0.063	/
	Right Tilt	5700	0.070	-2.02	16.50	16.200	1.072	0.075	/
	Left Cheek	5700	0.138	-1.46	16.50	16.200	1.072	**0.148**	**245**
	Left Tilt	5700	0.133	1.20	16.50	16.200	1.072	0.143	/
Body Test Data (10mm)									

802.11n20	Front Side	5700	0.032	-3.84	16.50	16.200	1.072	0.034	/
	Back Side	5700	0.110	-2.72	16.50	16.200	1.072	**0.118**	**246**
	Right Side	5700	0.070	-2.27	16.50	16.200	1.072	0.075	/
	Top Side	5700	0.049	1.21	16.50	16.200	1.072	0.053	/
Folding state Test Data (5mm)									
802.11n20	Front Side	5700	0.077	3.39	16.50	16.200	1.072	**0.083**	**247**
	Back Side	5700	0.062	-0.39	16.50	16.200	1.072	0.066	**/**
	Right Side	5700	0.051	-3.93	16.50	16.200	1.072	0.055	/
	Bottom Side	5700	0.065	-1.84	16.50	16.200	1.072	0.070	/
Limbs Test Data (0mm)									
802.11n20	Front Side	5700	0.126	-1.58	16.50	16.200	1.072	0.135	/
	Back Side	5700	0.214	3.36	16.50	16.200	1.072	0.229	/
	Right Side	5700	0.304	-3.25	16.50	16.200	1.072	**0.326**	**248**
	Top Side	5700	0.233	-1.97	16.50	16.200	1.072	0.250	/

SAR Result of WIFI 5G U-NII-3ANT4									
Date of observation			**2025-05-05**						
Model	**Test Position**	**Freq.**	**SAR (1g) (W/kg)**	**Power Drift(%)**	**Max.Turn-up Power(dBm)**	**Meas.Output Power(dBm)**	**Scaling Factor**	**Scaled SAR (W/Kg)**	**Meas.No.**
Head Test Data									
802.11a	Right Cheek	5785	0.020	1.43	17.50	17.040	1.112	0.022	/
	Right Tilt	5785	0.031	-2.77	17.50	17.040	1.112	0.034	/
	Left Cheek	5785	0.040	-1.26	17.50	17.040	1.112	0.045	**/**
	Left Tilt	5785	0.044	2.51	17.50	17.040	1.112	**0.049**	**249**
Body Test Data (10mm)									
802.11a	Front Side	5785	0.026	-0.97	17.50	17.040	1.112	0.029	/
	Back Side	5785	0.157	1.37	17.50	17.040	1.112	**0.175**	**250**
	Right Side	5785	0.113	3.84	17.50	17.040	1.112	0.125	/
	Top Side	5785	0.075	-1.34	17.50	17.040	1.112	0.084	/
Folding state Test Data (5mm)									
802.11a	Front Side	5785	0.143	-3.07	17.50	17.040	1.112	**0.159**	**251**
	Back Side	5785	0.014	3.75	17.50	17.040	1.112	0.015	**/**
	Right Side	5785	0.116	-2.43	17.50	17.040	1.112	0.129	/
Limbs Test Data (0mm)									
802.11a	Front Side	5785	0.090	1.91	17.50	17.040	1.112	0.101	/
	Back Side	5785	0.215	0.29	17.50	17.040	1.112	**0.239**	**252**
	Right Side	5785	0.213	-2.64	17.50	17.040	1.112	0.237	/
SAR Result of WIFI 5G U-NII-3_ANT6									
Date of observation			**2025-05-05**						

Model	Test Position	Freq.	SAR (1g) (W/kg)	Power Drift(%)	Max.Turn-up Power(dBm)	Meas.Output Power(dBm)	Scaling Factor	Scaled SAR (W/Kg)	Meas.No.
Head Test Data									
802.11a	Right Cheek	5785	0.026	2.68	17.00	16.780	1.052	0.027	/
	Right Tilt	5785	0.033	-3.72	17.00	16.780	1.052	0.035	/
	Left Cheek	5785	0.056	3.82	17.00	16.780	1.052	**0.059**	**253**
	Left Tilt	5785	0.047	-2.41	17.00	16.780	1.052	0.050	/
Body Test Data (10mm)									
802.11a	Front Side	5785	0.026	-0.08	17.00	16.780	1.052	**0.027**	**254**
	Back Side	5785	0.012	-1.20	17.00	16.780	1.052	0.012	/
	Right Side	5785	0.011	0.84	17.00	16.780	1.052	0.011	/
	Top Side	5785	0.023	0.38	17.00	16.780	1.052	0.024	/
Folding state Test Data (5mm)									
802.11a	Front Side	5785	0.096	1.16	17.00	16.780	1.052	**0.101**	**255**
	Back Side	5785	0.016	-2.88	17.00	16.780	1.052	0.016	**/**
	Right Side	5785	0.019	-0.23	17.00	16.780	1.052	0.020	/
	Bottom Side	5785	0.064	-2.25	17.00	16.780	1.052	0.067	/
Limbs Test Data (0mm)									
802.11a	Front Side	5785	0.088	-2.86	17.00	16.780	1.052	**0.093**	**256**
	Back Side	5785	0.025	3.49	17.00	16.780	1.052	0.026	/
	Right Side	5785	0.056	3.69	17.00	16.780	1.052	0.059	/
	Top Side	5785	0.030	-0.75	17.00	16.780	1.052	0.032	/
SAR Result of WIFI 5G U-NII-3_MIMO_ANT_4									
Date of observation			**2025-05-05**						
Model	**Test Position**	**Freq.**	**SAR (1g) (W/kg)**	**Power Drift(%)**	**Max.Turn-up Power(dBm)**	**Meas.Output Power(dBm)**	**Scaling Factor**	**Scaled SAR (W/Kg)**	**Meas.No.**
Head Test Data									
802.11n20	Right Cheek	5745	0.010	-3.90	16.50	16.440	1.014	0.010	/
	Right Tilt	5745	0.013	-1.49	16.50	16.440	1.014	0.013	/
	Left Cheek	5745	0.022	-1.15	16.50	16.440	1.014	**0.023**	**257**
	Left Tilt	5745	0.021	1.26	16.50	16.440	1.014	0.021	/
Body Test Data (10mm)									
802.11n20	Front Side	5745	0.041	-0.08	16.50	16.440	1.014	0.041	/
	Back Side	5745	0.128	1.22	16.50	16.440	1.014	**0.130**	**258**
	Right Side	5745	0.086	1.62	16.50	16.440	1.014	0.087	/
	Top Side	5745	0.060	2.99	16.50	16.440	1.014	0.061	/
Folding state Test Data (5mm)									
802.11n20	Front Side	5745	0.090	2.44	16.50	16.440	1.014	**0.091**	**259**
	Back Side	5745	0.081	-1.74	16.50	16.440	1.014	0.082	**/**

	Right Side	5745	0.073	-2.24	16.50	16.440	1.014	0.074	/
Limbs Test Data (0mm)									
802.11n20	Front Side	5745	0.081	-2.99	16.50	16.440	1.014	0.082	/
	Back Side	5745	0.131	-3.41	16.50	16.440	1.014	0.133	/
	Right Side	5745	0.190	0.46	16.50	16.440	1.014	**0.193**	**260**
SAR Result of WIFI 5G U-NII-3_MIMO_ANT_6									
Date of observation			**2025-05-05**						
Model	**Test Position**	**Freq.**	**SAR (1g) (W/kg)**	**Power Drift(%)**	**Max.Turn-up Power(dBm)**	**Meas.Output Power(dBm)**	**Scaling Factor**	**Scaled SAR (W/Kg)**	**Meas.No.**
Head Test Data									
802.11n20	Right Cheek	5745	0.011	1.95	16.50	16.440	1.014	0.011	/
	Right Tilt	5745	0.015	3.04	16.50	16.440	1.014	0.015	/
	Left Cheek	5745	0.022	-1.90	16.50	16.440	1.014	**0.022**	**261**
	Left Tilt	5745	0.021	-0.27	16.50	16.440	1.014	0.021	/
Body Test Data (10mm)									
802.11n20	Front Side	5745	0.038	0.69	16.50	16.440	1.014	0.039	/
	Back Side	5745	0.129	-3.08	16.50	16.440	1.014	**0.131**	**262**
	Right Side	5745	0.087	-2.22	16.50	16.440	1.014	0.088	/
	Top Side	5745	0.060	-0.42	16.50	16.440	1.014	0.061	/
Folding state Test Data (5mm)									
802.11n20	Front Side	5745	0.093	0.86	16.50	16.440	1.014	**0.094**	**263**
	Back Side	5745	0.082	2.44	16.50	16.440	1.014	0.083	**/**
	Right Side	5745	0.069	1.29	16.50	16.440	1.014	0.070	/
	Bottom Side	5745	0.078	3.72	16.50	16.440	1.014	0.079	/
Limbs Test Data (0mm)									
802.11n20	Front Side	5745	0.087	-2.61	16.50	16.440	1.014	0.088	/
	Back Side	5745	0.134	2.32	16.50	16.440	1.014	0.136	/
	Right Side	5745	0.223	1.22	16.50	16.440	1.014	**0.226**	**264**
	Top Side	5745	0.215	3.77	16.50	16.440	1.014	0.218	/

Test Position		2.4GMIMO_WIFIANT_4	2.4GMIMO_WIFIANT_7	2.4GWIFIMIMO_ANT_4+7	WIFI5.2GMIMO_ANT 4	WIFI5.2G_MIMO_ANT 6	WIFI5.2GMIMO_ANT_4+6
Head	Right Cheek	0.036	0.038	0.074	0.066	0.072	0.138
	Right Tilted	0.031	0.032	0.063	0.078	0.087	0.165
	Left Cheek	0.084	0.083	0.167	0.148	0.167	0.315
	Left Tilted	0.076	0.078	0.155	0.142	0.158	0.300
Body Test Data (10mm)	Front	0.075	0.074	0.149	0.032	0.033	0.065
	Back	0.043	0.042	0.085	0.102	0.111	0.212
	Left	-	-	-	-	-	-
	Right	0.055	0.049	0.105	0.070	0.080	0.150
	Top	0.047	0.044	0.091	0.049	0.053	0.103
	Bottom	-	-	-	-	-	-
Folding state Test Data (5mm)	Front	0.033	0.030	0.063	0.097	0.094	0.191
	Back	0.023	0.026	0.049	0.059	0.047	0.106
	Left	-	-	-	-	-	-
	Right	0.034	0.029	0.063	0.071	0.070	0.141
	Top	-	-	-	-	-	-
	Bottom		0.041	0.041		0.057	0.057
Limbs Test Data (0mm)	Front	0.123	0.129	0.252	0.135	0.144	0.280
	Back	0.099	0.098	0.198	0.220	0.243	0.464
	Left	-	-	-	-	-	-
	Right	0.108	0.104	0.213	0.320	0.360	0.681
	Top		0.011	0.011		0.265	0.265
	Bottom	-	-	-	-	-	-

Test Position		WIFI5.3GMIMO_ANT 4	WIFI5.3GMIMO_ANT 6	WIFI5.3GMIMO_ANT_4+6	WIFI5.6GMIMO_ANT 4	WIFI5.6GMIMO_ANT 6	WIFI5.6GMIMO_ANT_4+6
Head	Right Cheek	0.072	0.066	0.139	0.062	0.063	0.125
	Right Tilted	0.086	0.081	0.168	0.075	0.075	0.150
	Left Cheek	0.165	0.151	0.316	0.137	0.148	0.285
	Left Tilted	0.158	0.139	0.297	0.135	0.143	0.277
Body Test Data (10mm)	Front	0.058	0.058	0.116	0.036	0.034	0.070
	Back	0.161	0.175	0.336	0.115	0.118	0.233
	Left	-	-	-	-	-	-
	Right	0.127	0.122	0.249	0.078	0.075	0.153
	Top	0.090	0.093	0.183	0.055	0.053	0.107
	Bottom	-	-	-	-	-	-
Folding state Test Data (5mm)	Front	0.084	0.081	0.165	0.087	0.083	0.170
	Back	0.060	0.056	0.116	0.057	0.066	0.123
	Left	-	-	-	-	-	-
	Right	0.064	0.064	0.128	0.063	0.055	0.118
	Top	-	-	-	-	-	-
	Bottom		0.060	0.060		0.070	0.070
Limbs Test Data (0mm)	Front	0.137	0.143	0.280	0.138	0.135	0.273
	Back	0.228	0.238	0.466	0.228	0.229	0.458
	Left	-	-	-	-	-	-
	Right	0.328	0.328	0.656	0.327	0.326	0.653
	Top		0.258	0.258		0.250	0.250
	Bottom	-	-	-	-	-	-

Test Position		WIFI5.8GMIMO_ANT 4	WIFI5.8GMIMO_ANT 6	WIFI5.8GMIMO_ANT_4+6	Bluetooth_ANT4	Bluetooth_ANT7
Head	Right Cheek	0.010	0.011	0.021	0.017	0.023
	Right Tilted	0.013	0.015	0.028	0.006	0.014
	Left Cheek	0.023	0.022	0.045	0.033	0.030
	Left Tilted	0.021	0.021	0.043	0.016	0.038
Body Test Data (10mm)	Front	0.041	0.039	0.080	0.014	0.012
	Back	0.130	0.131	0.261	0.022	0.018
	Left	-	-	-	-	-
	Right	0.087	0.088	0.175	0.032	0.009
	Top	0.061	0.061	0.122	0.027	0.010
	Bottom	-	-	-	-	-
Folding state Test Data (5mm)	Front	0.091	0.094	0.185	0.013	0.014
	Back	0.082	0.083	0.165	0.010	0.010
	Left	-	-	-	-	-
	Right	0.074	0.070	0.144	0.023	0.009
	Top	-	-	-	-	-
	Bottom		0.079	0.079		0.013
Limbs Test Data (0mm)	Front	0.082	0.088	0.170	0.060	0.063
	Back	0.133	0.136	0.268	0.057	0.068
	Left	-	-	-	-	-
	Right	0.193	0.226	0.419	0.061	0.013
	Top		0.218	0.218		0.205
	Bottom	-	-	-	-	-

Note:

1. Per KDB 447498 D04, the reported SAR is the measured SAR value adjusted for maximum tune-up tolerance.

a. Tune-up scaling Factor = tune-up limit power (mW) / EUT RF power (mW), where tune-up limit is the maximum rated power among all production units.

b. Scaled SAR(W/kg)= Measured SAR(W/kg)*Tune-up Scaling Factor

2. Per KDB 248227- When the highest reported SAR for DSSS is adjusted by the ratio of OFDM to DSSS specified maximum output power and the adjusted SAR is ⩽ 1.2 W/kg.
3. Per KDB 865664 D01, Repeated measurement is not required when the original highest measured SAR is <0.80 W/kg
4. When the user enables the personal Wireless router functions for the handsets, actual operations include simultaneous transmission of both the Wi-Fi transmitting frequency and thus cannot be evaluated for SAR under actual use conditions. The “Portable Hotspot” feature on the handset was NOT activated, to ensure the SAR measurements were evaluated for a single transmission frequency RF signal.

12.5 Simultaneous Multi-band Transmission Evaluation

Application Simultaneous Transmission information:

Simultaneous State	Does it support			
	Head	Body	Folding state	Limb
1.WLAN 5GHz SISO/MIMO+ Bluetooth CH0	Y	Y	Y	Y
2.WLAN 5GHz SISO/MIMO+ Bluetooth CH1	Y	Y	Y	Y
3.WLAN 5GHz SISO/MIMO+ Bluetooth CH0+1	Y	Y	Y	Y
4.WLAN 2.4GHz SISO/MIMO +WLAN 5GHz SISO/MIMO	Y	Y	Y	Y
6.WWAN+ Bluetooth CH0	Y	Y	Y	Y
7.WWAN+ Bluetooth CH1	Y	Y	Y	Y
8.WWAN+ Bluetooth CH0+1	Y	Y	Y	Y
9.WWAN+WLAN 2.4GHz SISO/MIMO	Y	Y	Y	Y
10.WWAN+WLAN 5GHz SISO/MIMO	Y	Y	Y	Y
11.WWAN+ WLAN 5GHz SISO/MIMO+ Bluetooth CH0	Y	Y	Y	Y
12.WWAN+ WLAN 5GHz SISO/MIMO+ Bluetooth CH1	Y	Y	Y	Y
13.WWAN+ WLAN 5GHz SISO/MIMO+ Bluetooth CH0+1	Y	Y	Y	Y
14.WWAN+ WLAN 2.4GHz SISO/MIMO +WLAN 5GHz SISO/MIMO	Y	Y	Y	Y

NOTE:

1. WWAN cannot transmit simultaneously.
2. For simultaneous transmission at head and body exposure position, 2 transmitters simultaneous transmission was the worst state.

WLAN 5GHz SISO/MIMO+ Bluetooth CH0

RF Exposure Conditions	SARmax (W/kg)					Summed SAR	Summed SAR	Summed SAR	Summed SAR	Summed SAR	Summed SAR
	1	2	3	4	5						
	WLAN 5GHzANT 4	WLAN 5GHzANT 7	WLAN 5GHz_MIMO ANT4+7	Bluetooth ANT4	Bluetooth ANT7	1+4	2+4	1+5	2+5	1+4+5	2+4+5
Head	0.073	0.151	0.316	0.033	0.038	0.106	0.184	0.111	0.189	0.144	0.222
Body Test Data (10mm)	0.175	0.042	0.336	0.032	0.018	0.207	0.074	0.193	0.06	0.225	0.092
Folding state Test Data (5mm)	0.159	0.101	0.161	0.023	0.014	0.182	0.124	0.173	0.115	0.196	0.138
Limbs Test Data (0mm)	0.305	0.154	0.681	0.061	0.205	0.366	0.215	0.51	0.359	0.571	0.42

WLAN 2.4GHz SISO/MIMO +WLAN 5GHz SISO/MIMO

RF Exposure Conditions	SARmax (W/kg)						Summed SAR	Summed SAR
	1	2	3	4	5	6		
	WLAN 2.4GHzANT 4	WLAN 2.4GHzANT 7	WLAN 2.4GHz_MIMO ANT 4+7	WLAN 5GHzANT 4	WLAN 5GHzANT 6	WLAN 5GHz_MIMO ANT 4+6	1+5	2+5
Head	0.167	0.143	0.167	0.073	0.151	0.316	0.318	0.294
Body Test Data (10mm)	0.155	0.056	0.149	0.175	0.042	0.336	0.197	0.098
Folding state Test Data (5mm)	0.107	0.033	0.063	0.159	0.101	0.161	0.208	0.134

WWAN+ Bluetooth CH0+1

RF Exposure Conditions	SARmax (W/kg)			Summed SAR	Summed SAR	Summed SAR
	1	2	3			
	WWAN	Bluetooth ANT4	Bluetooth ANT7	1+2	1+3	1+2+3
Head	0.784	0.033	0.038	0.817	0.822	0.855
Body Test Data (10mm)	0.727	0.032	0.018	0.759	0.745	0.777
Folding state Test Data (5mm)	0.797	0.023	0.014	0.82	0.811	0.834
Limbs Test Data (0mm)	1.867	0.061	0.205	1.928	2.072	2.133

WWAN+WLAN 2.4GHz SISO/MIMO

RF Exposure Conditions	SARmax (W/kg)				Summed SAR	Summed SAR	Summed SAR
	1	2	3	4			
	WWAN	WLAN 2.4GHzANT 4	WLAN 2.4GHzANT 7	WLAN 2.4GHz_MIMO ANT 4+7	1+2	1+3	1+4
Head	0.784	0.167	0.143	0.167	0.951	0.927	0.951
Body Test Data (10mm)	0.727	0.155	0.056	0.149	0.211	0.304	0.36
Folding state Test Data (5mm)	0.797	0.107	0.033	0.063	0.14	0.17	0.203
Limbs Test Data (0mm)	1.867	0.32	0.301	0.252	0.621	0.572	0.873

WWAN+WLAN 5GHz SISO/MIMO

RF Exposure Conditions	SARmax (W/kg)				Summed SAR	Summed SAR	Summed SAR
	1	2	3	4			
	WWAN	WLAN 5GHzANT 4	WLAN 5GHzANT 6	WLAN 5GHz_MIMO ANT 4+6	1+2	1+3	1+4
Head	0.784	0.073	0.151	0.316	0.857	0.935	1.1
Body Test Data (10mm)	0.727	0.175	0.042	0.336	0.217	0.511	0.553
Folding state Test Data (5mm)	0.797	0.159	0.101	0.161	0.26	0.32	0.421
Limbs Test Data (0mm)	1.867	0.305	0.154	0.681	0.459	0.986	1.14

WWAN+ WLAN 5GHz SISO/MIMO+ Bluetooth CH0+1

RF Exposure Conditions	SARmax (W/kg)						Summed SAR	Summed SAR
	1	2	3	4	5	6		
	WWAN	WLAN 5GHzANT 4	WLAN 5GHzANT 6	WLAN 5GHz_MIMO ANT 4+6	Bluetooth ANT4	Bluetooth ANT7	1+4+5	1+4+6
Head	0.784	0.073	0.151	0.316	0.033	0.038	1.133	1.138
Body Test Data (10mm)	0.727	0.175	0.042	0.336	0.032	0.018	1.095	1.081
Folding state Test Data (5mm)	0.797	0.159	0.101	0.161	0.023	0.014	0.981	0.972
Limbs Test Data (0mm)	1.867	0.305	0.154	0.681	0.061	0.205	2.609	2.753

WWAN+ WLAN 2.4GHz SISO/MIMO +WLAN 5GHz SISO/MIMO

RF Exposure Conditions	SARmax (W/kg)							Summed SAR
	1	2	3	4	5	6	7	
	WWAN	WLAN 5GHzANT 4	WLAN 5GHzANT 6	WLAN 5GHz_MIMO ANT 4+6	WLAN 2.4GHzANT 4	WLAN 2.4GHzANT 7	WLAN 2.4GHz_MIMO ANT 4+7	1+4+7
Head	0.784	0.073	0.151	0.316	0.167	0.143	0.167	1.267
Body Test Data (10mm)	0.727	0.175	0.042	0.336	0.155	0.056	0.149	1.212
Folding state Test Data (5mm)	0.797	0.159	0.101	0.161	0.107	0.033	0.063	1.021
Limbs Test Data (0mm)	1.867	0.305	0.154	0.681	0.32	0.301	0.252	2.8

Simultaneous transmission SAR test exclusion is determined for each operating configuration and exposure condition according to the reported standalone SAR of each applicable simultaneous transmitting antenna.

When the sum of SAR 1g of all simultaneously transmitting antennas in an operating mode and exposure condition combination is within the SAR limit (SAR-1g 1.6 W/kg), the simultaneous transmission SAR is not required. When the sum of SAR 1g is greater than the SAR limit (SAR-1g 1.6 W/kg), SAR test exclusion is determined by the SPLSR.

13. Equipment List

Kind of Equipment	Manufacturer	Type No.	Serial No.	Last Calibration	Calibrated Until
750MHz Dipole	MVG	SID750	SN 30/14 DIP0G750-331	2023.07.04	2026.07.03
835MHz Dipole	MVG	SID835	SN 30/14 DIP0G835-332	2023.07.04	2026.07.03
1800MHz Dipole	MVG	SID1800	5023-DIP1G800-747	2023.12.20	2026.12.19
1900MHz Dipole	MVG	SID1900	SN 30/14 DIP1G900-333	2023.09.14	2026.09.13
2450MHzDipole	MVG	SID2450	SN 30/14 DIP2G450-335	2023.07.04	2026.07.03
2600MHz Dipole	MVG	SID2600	SN 30/14 DIP2G600-336	2023.07.04	2026.07.03
3500MHz Dipole	MVG	SID3500	SN 08/21 DIP3G 500-553	2024-02-14	2027-02-13
Waveguide	MVG	SWG5500	SN 13/14 WGA32	2023.07.04	2026.07.03
E-Field Probe	MVG	SSE2	SN 08/21 EPGO352	2024.09.18	2025.09.17
Dielectric Probe Kit	MVG	SCLMP	SN 32/14 OCPG67	2024.09.18	2025.09.17
Antenna	MVG	ANTA3	SN 07/13 ZNTA52	N/A	N/A
Phantom1	MVG	SAM	SN 32/14 SAM115	N/A	N/A
Phantom3	MVG	SAM	SN 21/21 ELLI48	N/A	N/A
Phone holder	MVG	N/A	SN 32/14 MSH97	N/A	N/A
Laptop holder	MVG	N/A	SN 32/14 LSH29	N/A	N/A
Attenuator	Agilent	HXT-10-8-SMA	240327017	2025-02-22	2026-02-21
Directional coupler	Xi'an Xingbo	XBOH-OA08-20 dB	211123-4-3	2025-02-22	2026-02-21
Network Analyzer	Agilent	E5071C	MY46520378	2024-09-25	2025-09-26
Multi Meter	Keithley	Multi Meter 2000	4050073	2024-09-25	2025-09-26
Signal Generator	Agilent	N5182A	MY50140530	2024-09-25	2025-09-26
Wireless Communication Test Set	Agilent	8960-E5515C	MY48360751	2025-02-22	2026-02-21
Wireless Communication Test Set	R&S	CMW500	156324	2024-09-25	2025-09-26
Power Amplifier	DESAY	ZHL-42W	9638	2024-09-25	2025-09-26
Power Meter	R&S	NRP	100510	2024-09-25	2025-09-26
Power Sensor	R&S	NRP-Z11	101919	2024-09-25	2025-09-26
Power Sensor	Keysight	U2021XA	MY56280002	2024-09-25	2025-09-26
Temperature hygrometer	SuWei	SW-108	N/A	2024.10.15	2025.10.14
Thermograph	Elitech	RC-4	S/N EF7176501537	2024.10.15	2025.10.14

Appendix A. System Validation Plots

System Performance Check Data (750MHz)

Type: Phone measurement (Complete)
Area scan resolution: dx=8mm dy=8mm, Complete
Zoom scan resolution: dx=8mm, dy=8mm, dz=5mm
Date of measurement: 2025-04-15

Experimental conditions

Phantom	Validation plane
Device Position	Dipole
Band	750MHz
Channels	Middle
Signal	CW
Frequency (MHz)	750MHz
Relative permittivity	42.74
Conductivity (S/m)	0.87
Probe	SN 08/21 EPGO352
ConvF	1.56
Crest factor	1:1

SURFACE SAR	VOLUME SAR
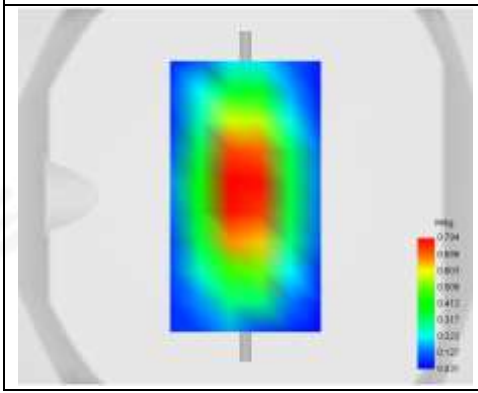	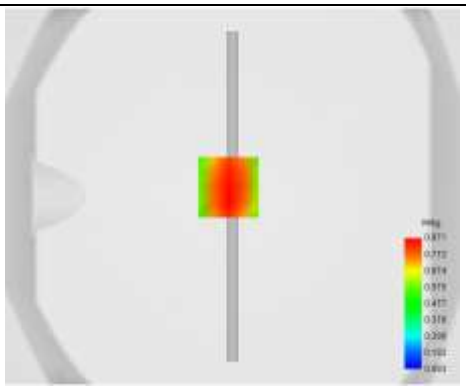

Maximum location: X=2.00, Y=1.00

SAR 10g (W/Kg)	0.544
SAR 1g (W/Kg)	0.899
Horizontal validation criteria: minimum distance (mm)	28.844410
Vertical validation criteria: SAR ratio M2/M1 (%)	70.644239

Z Axis Scan

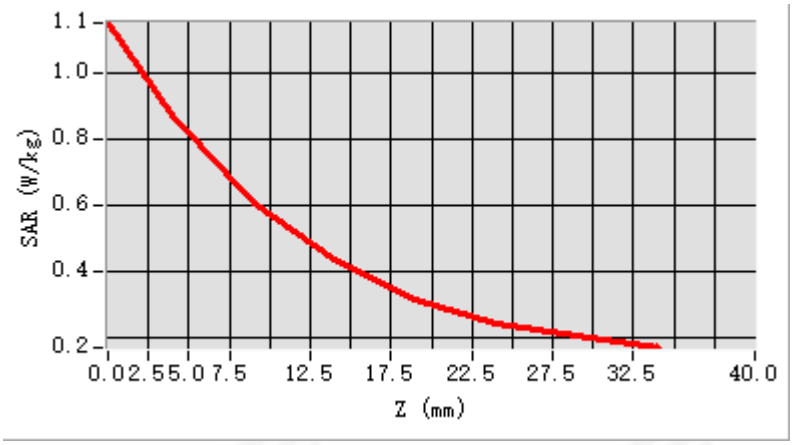





System Performance Check Data (835MHz)

Type: Phone measurement (Complete)

Area scan resolution: dx=8mm dy=8mm, Complete
Zoom scan resolution: dx=8mm, dy=8mm, dz=5mm
Date of measurement: 2025-04-12

Experimental conditions

Phantom	Validation plane
Device Position	Dipole
Band	835MHz
Channels	Middle
Signal	CW
Frequency (MHz)	835MHz
Relative permittivity	40.73
Conductivity (S/m)	0.90
Probe	SN 08/21 EPGO352
ConvF	1.44
Crest factor:	1:1

SURFACE SAR	VOLUME SAR
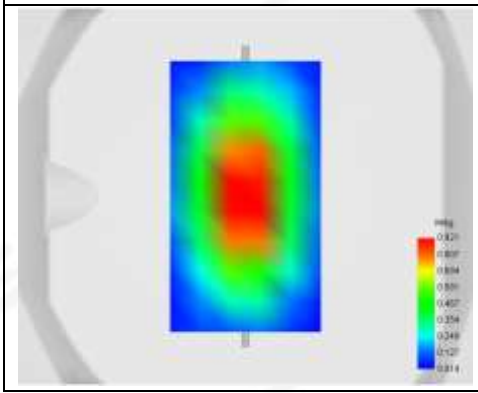	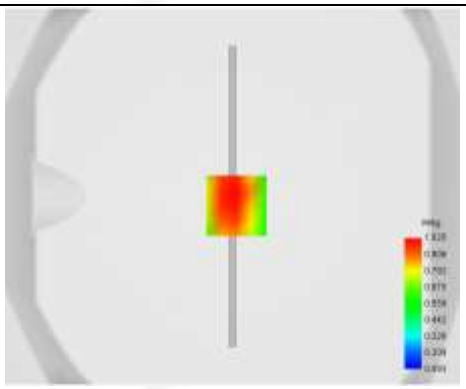

Maximum location: X=-7.00, Y=-1.00

SAR 10g (W/Kg)	0.591
SAR 1g (W/Kg)	0.992
Horizontal validation criteria: minimum distance (mm)	17.888544
Vertical validation criteria: SAR ratio M2/M1 (%)	69.075851

Z Axis Scan

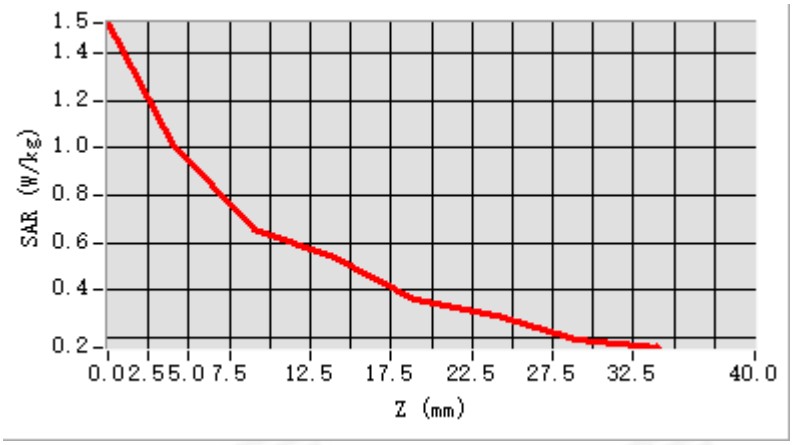
SAR (W/kg)
1.5
1.4
1.2
1.0
0.8
0.6
0.4
0.2
0.0 2.5 5.0 7.5 12.5 17.5 22.5 27.5 32.5 40.0
Z (mm)

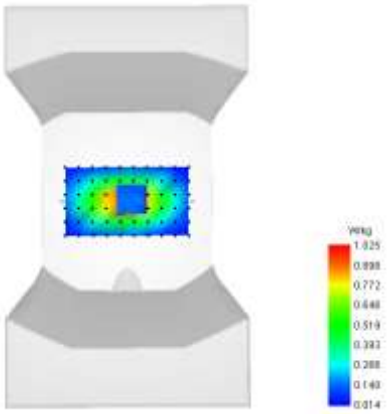

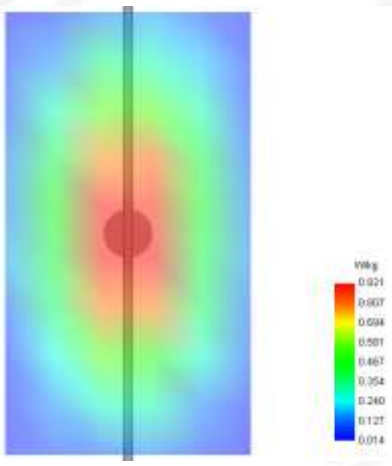

System Performance Check Data (835MHz)

Type: Phone measurement (Complete)

Area scan resolution: dx=8mm dy=8mm, Complete
Zoom scan resolution: dx=8mm, dy=8mm, dz=5mm, Complete
Date of measurement: 2025-05-11

Experimental conditions

Phantom	Validation plane
Device Position	Dipole
Band	835MHz
Channels	Middle
Signal	CW
Frequency (MHz)	835MHz
Relative permittivity	41.96
Conductivity (S/m)	0.91
Probe	SN 08/21 EPGO352
ConvF	1.44
Crest factor:	1:1

SURFACE SAR	VOLUME SAR
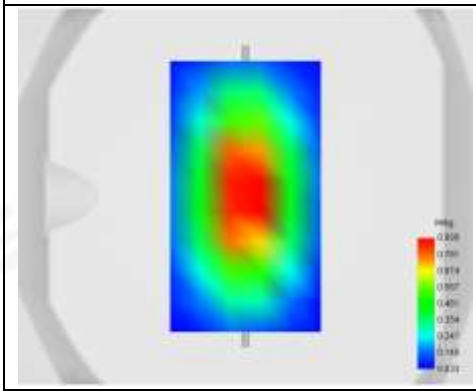	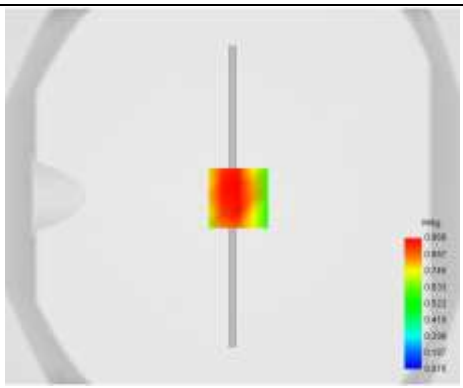

Maximum location: X=-7.00, Y=-1.00

SAR 10g (W/Kg)	0.618
SAR 1g (W/Kg)	1.001
Horizontal validation criteria: minimum distance (mm)	17.888544
Vertical validation criteria: SAR ratio M2/M1 (%)	73.183329

Z Axis Scan

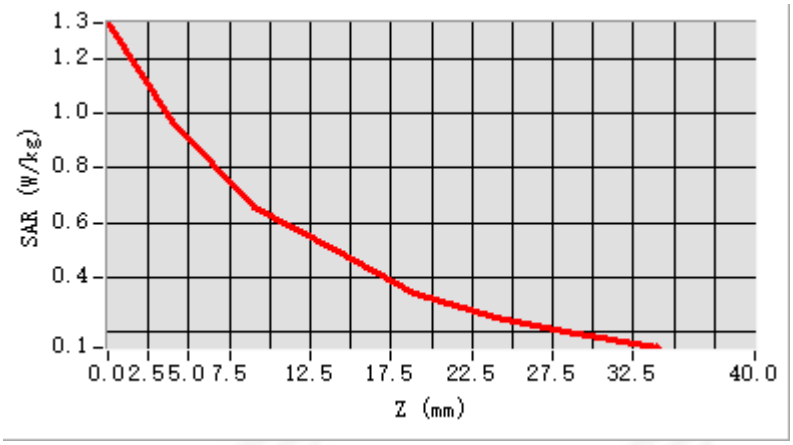



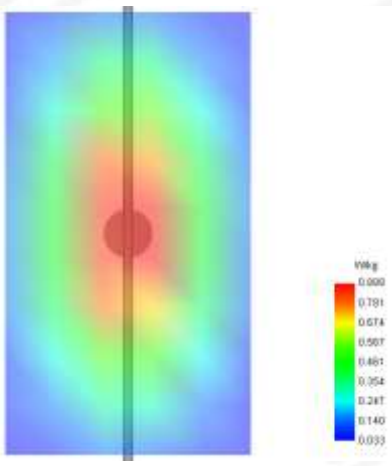

System Performance Check Data (835MHz)

Type: Phone measurement (Complete)

Area scan resolution: dx=8mm, dy=8mm, Complete
Zoom scan resolution: dx=8mm, dy=8mm, dz=5mm, Complete
Date of measurement: 2025-05-12

Experimental conditions

Phantom	Validation plane
Device Position	Dipole
Band	835MHz
Channels	Middle
Signal	CW
Frequency (MHz)	835MHz
Relative permittivity	41.08
Conductivity (S/m)	0.94
Probe	SN 08/21 EPGO352
ConvF	1.44
Crest factor:	1:1

SURFACE SAR	VOLUME SAR
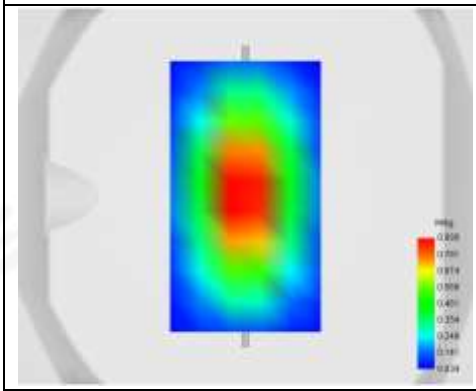	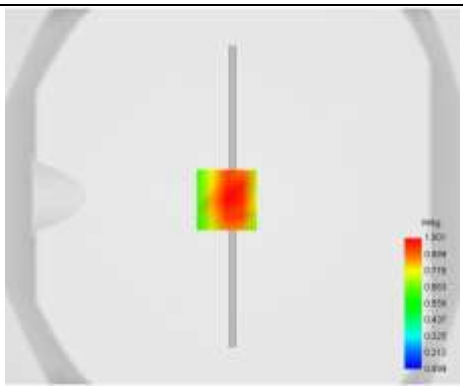

Maximum location: X=-7.00, Y=-1.00

SAR 10g (W/Kg)	0.655
SAR 1g (W/Kg)	0.968
Horizontal validation criteria: minimum distance (mm)	-1.000000
Vertical validation criteria: SAR ratio M2/M1 (%)	70.465862

Z Axis Scan

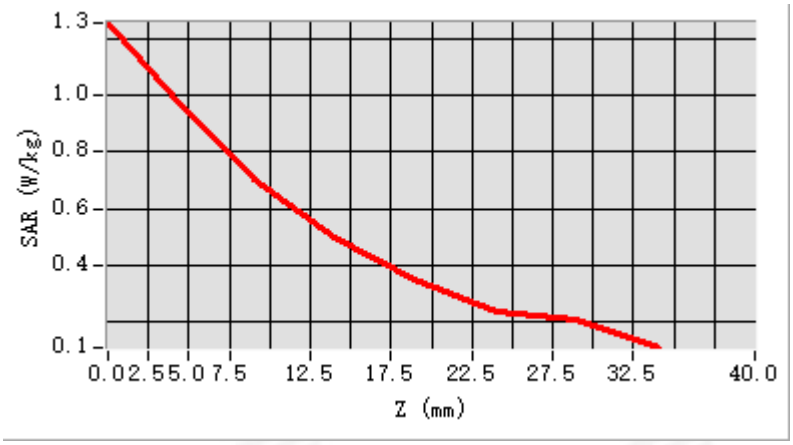

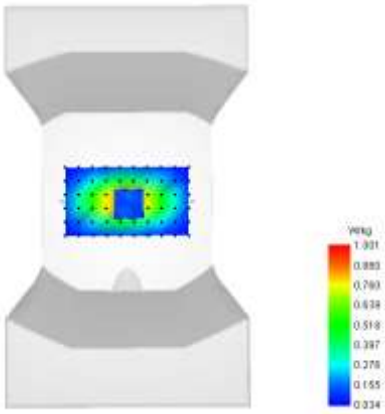

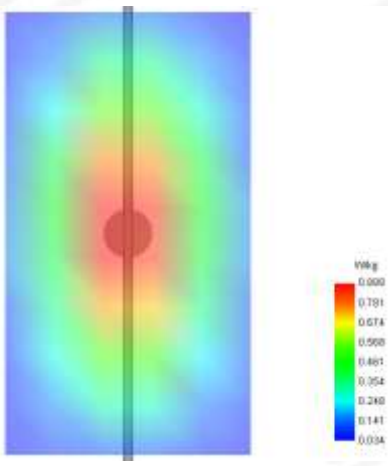

System Performance Check Data (835MHz)

Type: Phone measurement (Complete)

Area scan resolution: dx=8mm, dy=8mm, Complete
Zoom scan resolution: dx=8mm, dy=8mm, dz=5mm, Complete
Date of measurement: 2025-05-13

Experimental conditions

Phantom	Validation plane
Device Position	Dipole
Band	835MHz
Channels	Middle
Signal	CW
Frequency (MHz)	835MHz
Relative permittivity	41.15
Conductivity (S/m)	0.89
Probe	SN 08/21 EPGO352
ConvF	1.44
Crest factor:	1:1

SURFACE SAR	VOLUME SAR
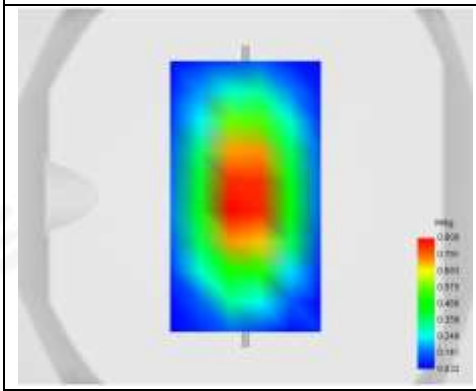	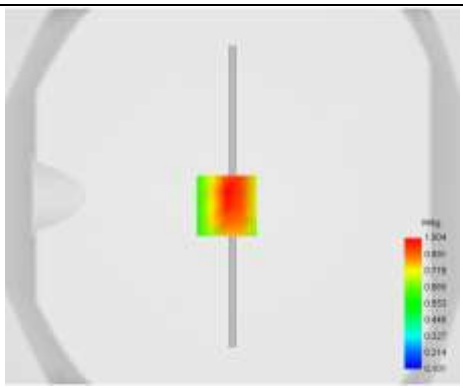

Maximum location: X=-7.00, Y=-1.00

SAR 10g (W/Kg)	0.599
SAR 1g (W/Kg)	0.956
Horizontal validation criteria: minimum distance (mm)	-1.000000
Vertical validation criteria: SAR ratio M2/M1 (%)	70.019355

Z Axis Scan

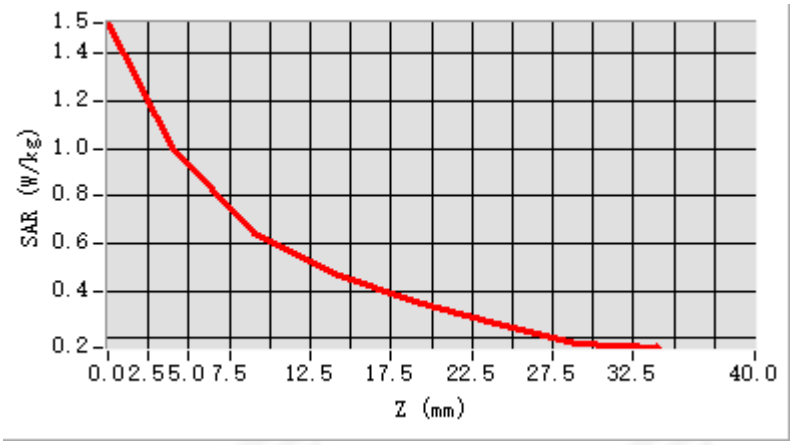
SAR (W/kg)
1.5
1.4
1.2
1.0
0.8
0.6
0.4
0.2
0.0 2.5 5.0 7.5 12.5 17.5 22.5 27.5 32.5 40.0
Z (mm)

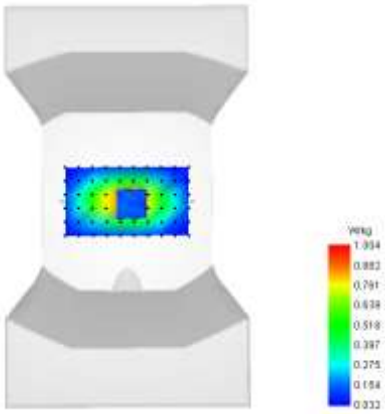

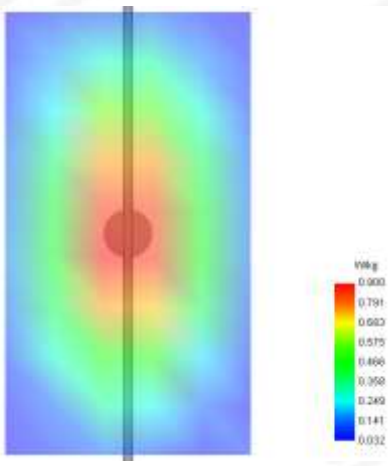

System Performance Check Data (835MHz)

Type: Phone measurement (Complete)

Area scan resolution: dx=8mm, dy=8mm, Complete
Zoom scan resolution: dx=8mm, dy=8mm, dz=5mm, Complete
Date of measurement: 2025-05-02

Experimental conditions

Phantom	Validation plane
Device Position	Dipole
Band	835MHz
Channels	Middle
Signal	CW
Frequency (MHz)	835MHz
Relative permittivity	41.56
Conductivity (S/m)	0.90
Probe	SN 08/21 EPGO352
ConvF	1.44
Crest factor:	1:1

SURFACE SAR	VOLUME SAR
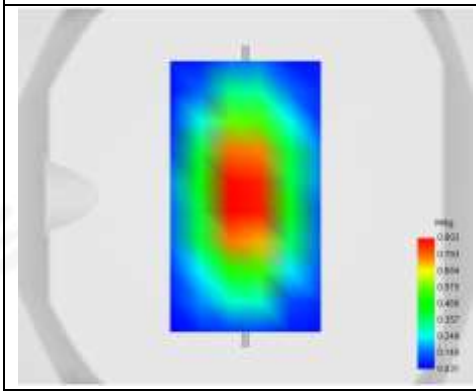	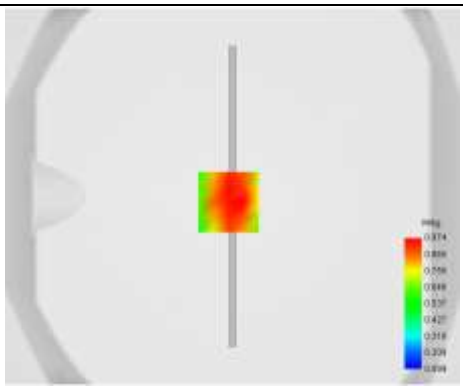

Maximum location: X=-7.00, Y=-1.00

SAR 10g (W/Kg)	0.639
SAR 1g (W/Kg)	0.982
Horizontal validation criteria: minimum distance (mm)	-1.000000
Vertical validation criteria: SAR ratio M2/M1 (%)	70.019355

Z Axis Scan

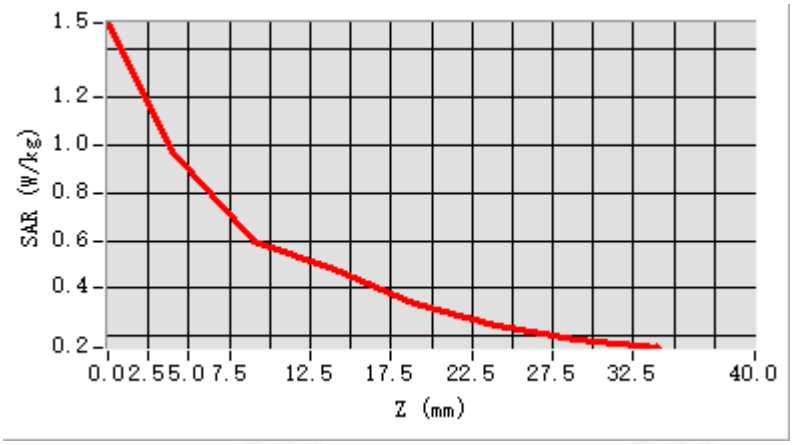

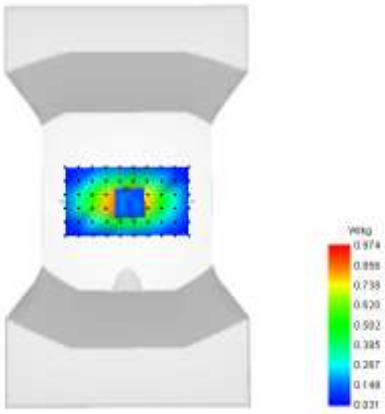

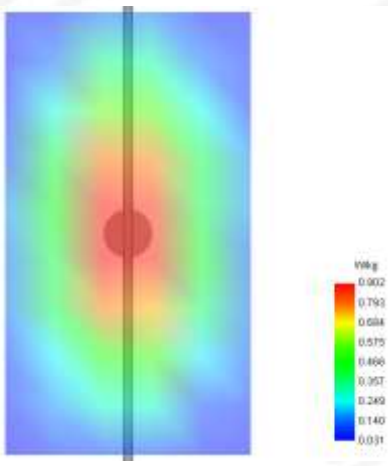

System Performance Check Data(1800MHz)

Type: Phone measurement (Complete)
Area scan resolution: dx=8mm, dy=8mm, Complete
Zoom scan resolution: dx=8mm, dy=8mm, dz=5mm, Complete
Date of measurement: 2025-04-20

Experimental conditions.

Phantom	Validation plane
Device Position	Dipole
Band	1800MHz
Channels	Middle
Signal	CW
Frequency (MHz)	1800MHz
Relative permittivity	40.49
Conductivity (S/m)	1.35
Probe	SN 08/21 EPGO352
ConvF	1.58
Crest factor:	1:1

SURFACE SAR	VOLUME SAR
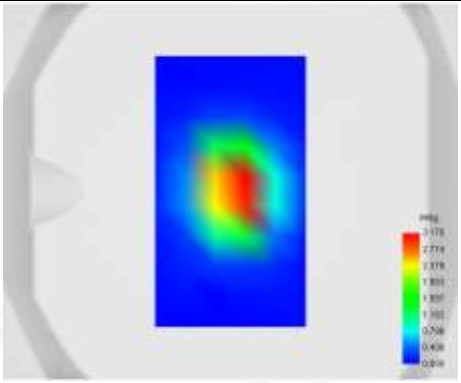	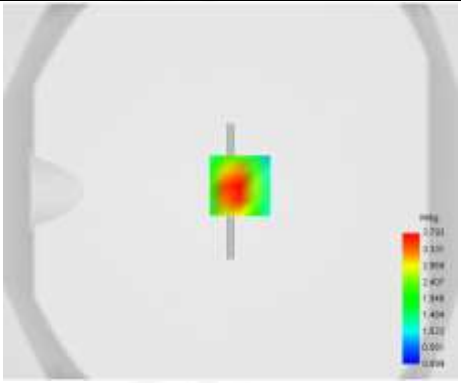

Maximum location: X=5.00, Y=1.00

SAR 10g (W/Kg)	1.841
SAR 1g (W/Kg)	3.845
Horizontal validation criteria: minimum distance (mm)	16.000000
Vertical validation criteria: SAR ratio M2/M1 (%)	59.940876

Z Axis Scan

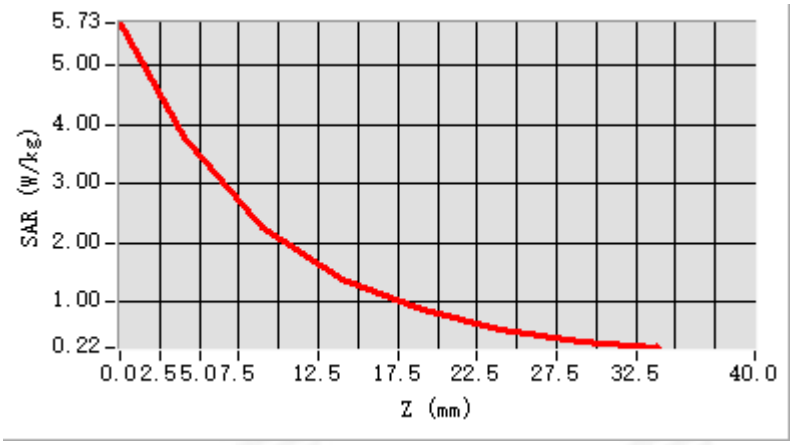
5.73
5.00
4.00
3.00
2.00
1.00
0.22
SAR (W/kg)
0.0 2.5 5.0 7.5 12.5 17.5 22.5 27.5 32.5 40.0
Z (mm)

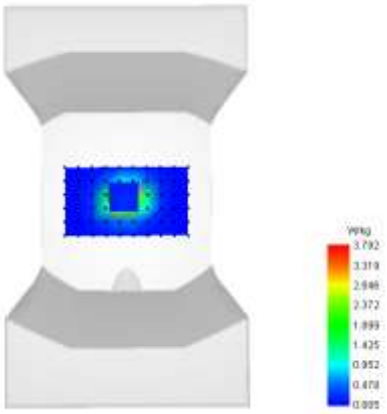

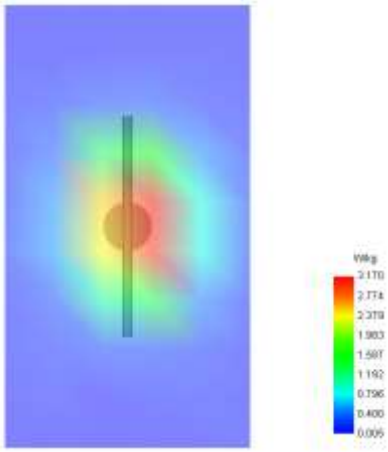

System Performance Check Data(1800MHz)

Type: Phone measurement (Complete)
Area scan resolution: dx=8mm, dy=8mm, Complete
Zoom scan resolution: dx=8mm, dy=8mm, dz=5mm, Complete
Date of measurement: 2025-04-23

Experimental conditions.

Phantom	Validation plane
Device Position	Dipole
Band	1800MHz
Channels	Middle
Signal	CW
Frequency (MHz)	1800MHz
Relative permittivity	40.48
Conductivity (S/m)	1.39
Probe	SN 08/21 EPGO352
ConvF	1.58
Crest factor:	1:1

SURFACE SAR	VOLUME SAR
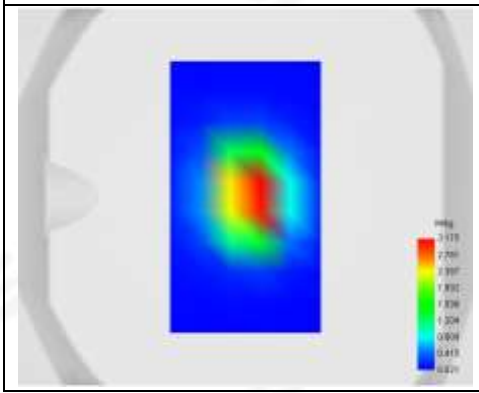	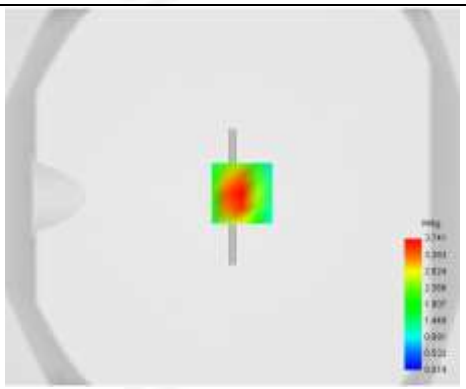

Maximum location: X=5.00, Y=1.00

SAR 10g (W/Kg)	2.059
SAR 1g (W/Kg)	3.717
Horizontal validation criteria: minimum distance (mm)	16.000000
Vertical validation criteria: SAR ratio M2/M1 (%)	59.192410

Z Axis Scan

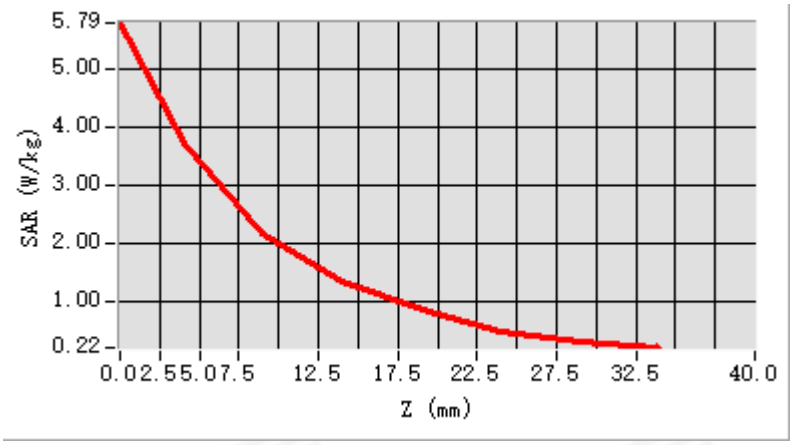
5.79
5.00
4.00
3.00
2.00
1.00
0.22
SAR (W/kg)
0.0 2.5 5.0 7.5 12.5 17.5 22.5 27.5 32.5 40.0
Z (mm)

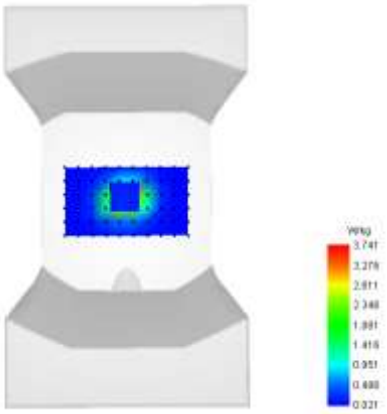

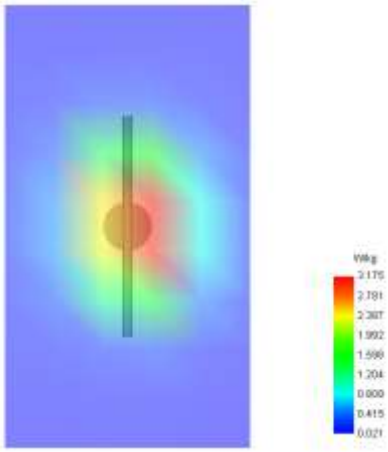

System Performance Check Data(1800MHz)

Type: Phone measurement (Complete)
Area scan resolution: dx=8mm, dy=8mm, Complete
Zoom scan resolution: dx=8mm, dy=8mm, dz=5mm, Complete
Date of measurement: 2025-04-26

Experimental conditions.

Phantom	Validation plane
Device Position	Dipole
Band	1800MHz
Channels	Middle
Signal	CW
Frequency (MHz)	1800MHz
Relative permittivity	40.97
Conductivity (S/m)	1.40
Probe	SN 08/21 EPGO352
ConvF	1.58
Crest factor:	1:1

SURFACE SAR	VOLUME SAR
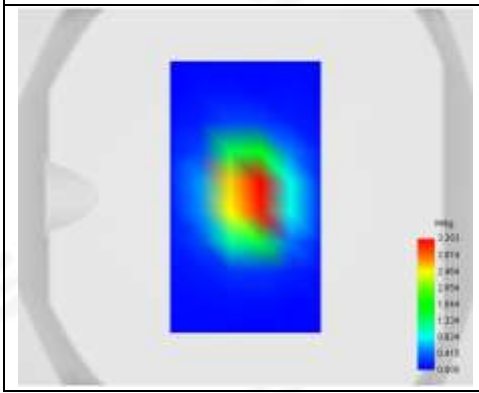	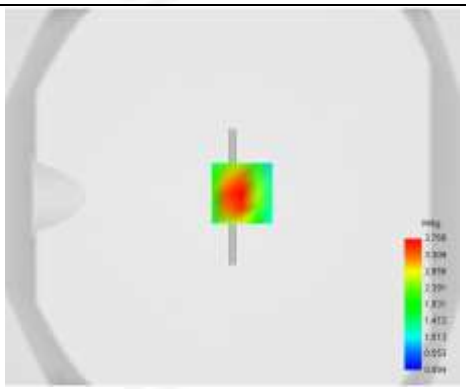

Maximum location: X=5.00, Y=1.00

SAR 10g (W/Kg)	1.992
SAR 1g (W/Kg)	3.971
Horizontal validation criteria: minimum distance (mm)	16.000000
Vertical validation criteria: SAR ratio M2/M1 (%)	59.831500

Z Axis Scan

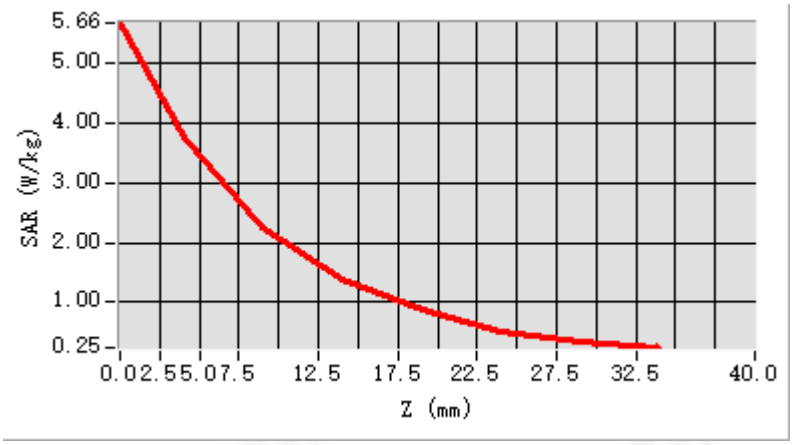
5.66
5.00
4.00
3.00
2.00
1.00
0.25
SAR (W/kg)
0.0 2.5 5.0 7.5 12.5 17.5 22.5 27.5 32.5 40.0
Z (mm)

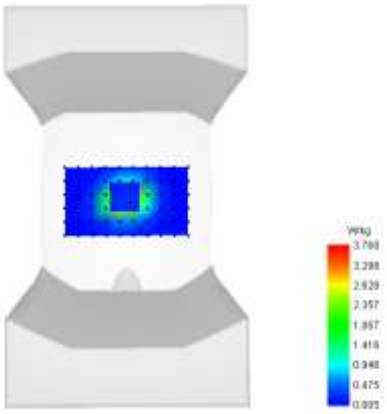

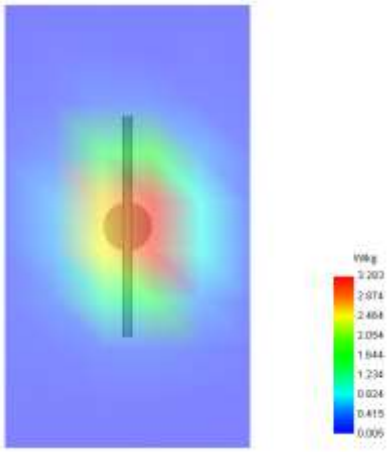

System Performance Check Data (1900MHz)

Type: Phone measurement (Complete)
Area scan resolution: dx=8mm, dy=8mm, Complete
Zoom scan resolution: dx=8mm, dy=8mm, dz=5mm, Complete
Date of measurement: 2025-04-22

Experimental conditions.

Phantom	Validation plane
Device Position	Dipole
Band	1900MHz
Channels	Middle
Signal	CW
Frequency (MHz)	1900MHz
Relative permittivity	40.63
Conductivity (S/m)	1.40
Probe	SN 08/21 EPGO352
ConvF	1.72
Crest factor:	1:1

SURFACE SAR	VOLUME SAR

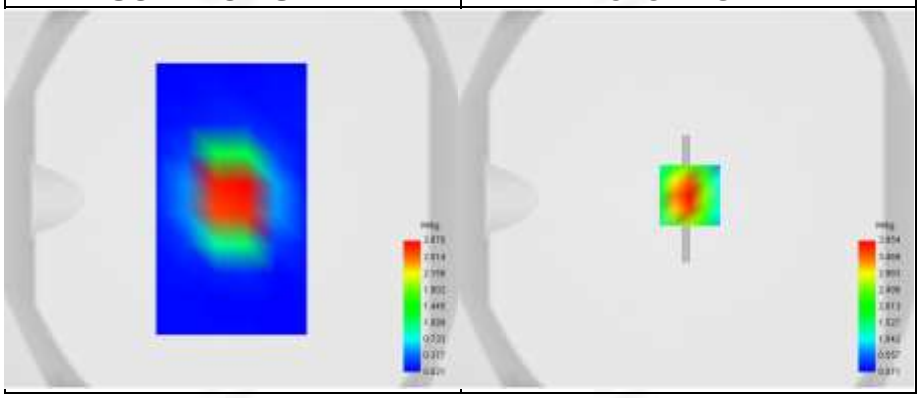

Maximum location: X=3.00, Y=-2.00

SAR 10g (W/Kg)	2.181
SAR 1g (W/Kg)	3.982
Horizontal validation criteria: minimum distance (mm)	16.000000
Vertical validation criteria: SAR ratio M2/M1 (%)	56.881958

Z Axis Scan

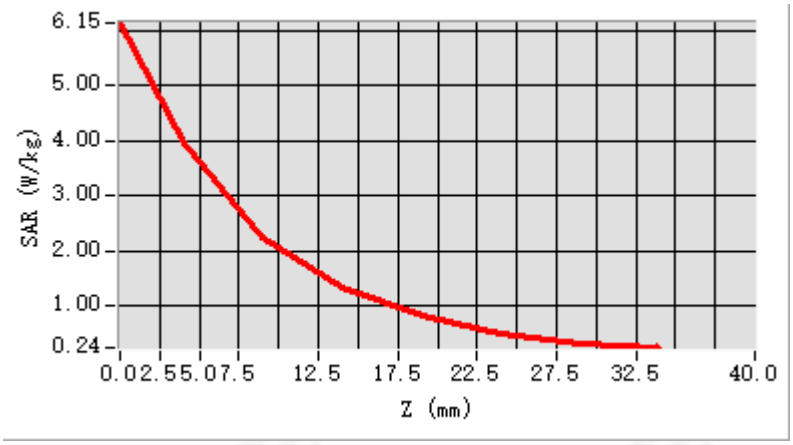
6.15
5.00
4.00
3.00
2.00
1.00
0.24
SAR (W/kg)
0.0 2.5 5.0 7.5 12.5 17.5 22.5 27.5 32.5 40.0
Z (mm)

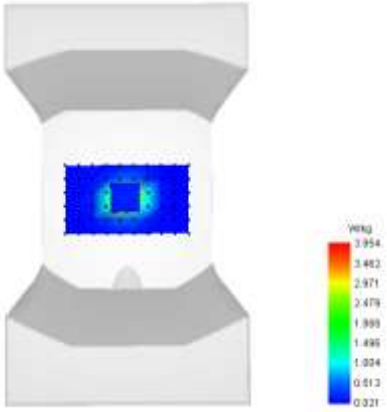

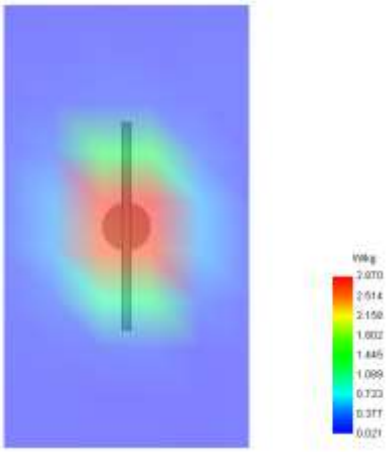

System Performance Check Data (1900MHz)

Type: Phone measurement (Complete)
Area scan resolution: dx=8mm, dy=8mm, Complete
Zoom scan resolution: dx=8mm, dy=8mm, dz=5mm, Complete
Date of measurement: 2025-04-24

Experimental conditions.

Phantom	Validation plane
Device Position	Dipole
Band	1900MHz
Channels	Middle
Signal	CW
Frequency (MHz)	1900MHz
Relative permittivity	40.60
Conductivity (S/m)	1.41
Probe	SN 08/21 EPGO352
ConvF	1.72
Crest factor:	1:1

SURFACE SAR	VOLUME SAR

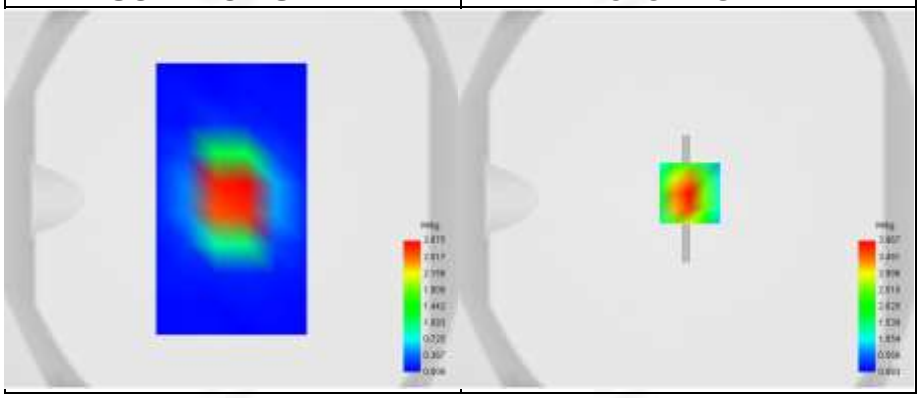

Maximum location: X=3.00, Y=-2.00

SAR 10g (W/Kg)	1.970
SAR 1g (W/Kg)	4.177
Horizontal validation criteria: minimum distance (mm)	16.000000
Vertical validation criteria: SAR ratio M2/M1 (%)	57.061394

Z Axis Scan

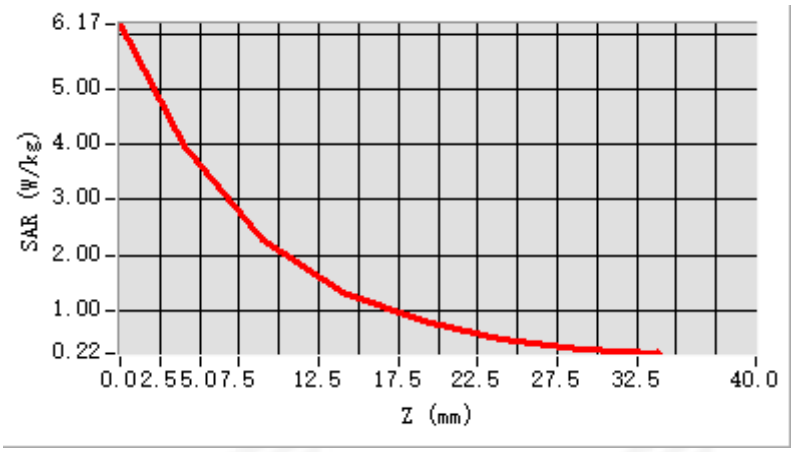
6.17
5.00
4.00
3.00
2.00
1.00
0.22
SAR (W/kg)
0.0 2.5 5.0 7.5 12.5 17.5 22.5 27.5 32.5 40.0
Z (mm)

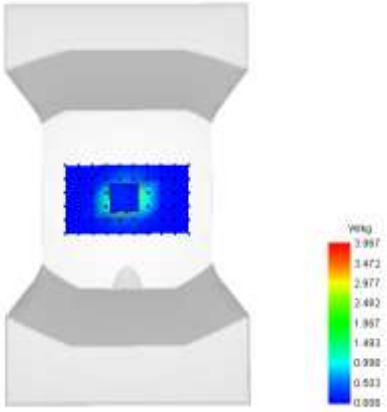

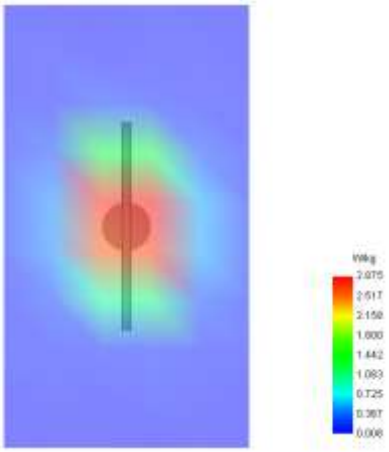

System Performance Check Data (1900MHz)

Type: Phone measurement (Complete)
Area scan resolution: dx=8mm, dy=8mm, Complete
Zoom scan resolution: dx=8mm, dy=8mm, dz=5mm, Complete
Date of measurement: 2025-04-25

Experimental conditions.

Phantom	Validation plane
Device Position	Dipole
Band	1900MHz
Channels	Middle
Signal	CW
Frequency (MHz)	1900MHz
Relative permittivity	40.84
Conductivity (S/m)	1.39
Probe	SN 08/21 EPGO352
ConvF	1.72
Crest factor:	1:1

SURFACE SAR	VOLUME SAR

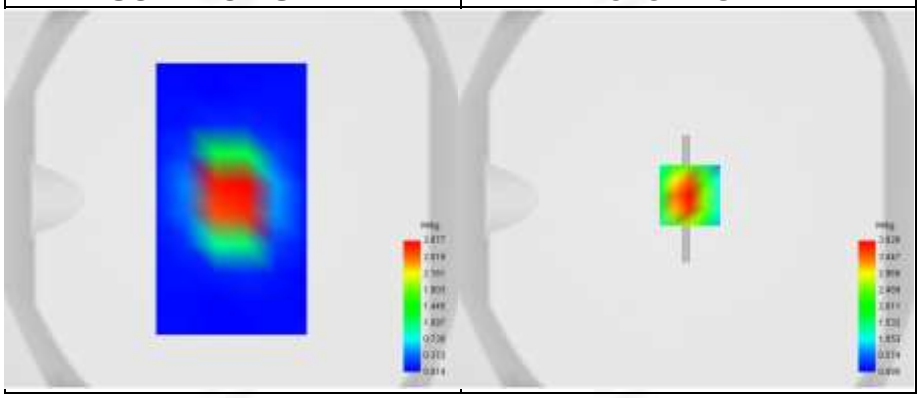

Maximum location: X=3.00, Y=-2.00

SAR 10g (W/Kg)	2.261
SAR 1g (W/Kg)	4.034
Horizontal validation criteria: minimum distance (mm)	16.000000
Vertical validation criteria: SAR ratio M2/M1 (%)	58.012125

Z Axis Scan

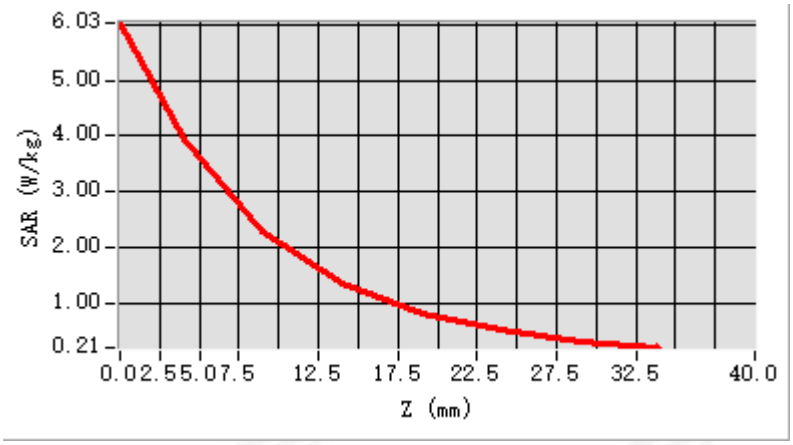
6.03
5.00
4.00
3.00
2.00
1.00
0.21
SAR (W/kg)
0.0 2.5 5.0 7.5 12.5 17.5 22.5 27.5 32.5 40.0
Z (mm)

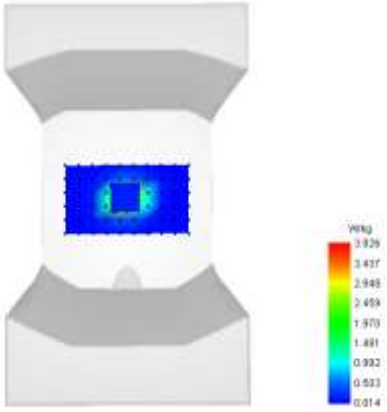

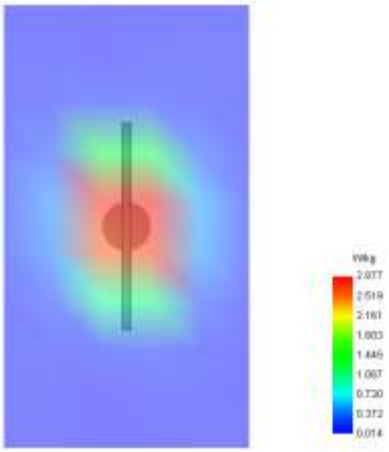

System Performance Check Data (2450MHz)

Type: Phone measurement (Complete)
Area scan resolution: dx=8mm, dy=8mm, Complete
Zoom scan resolution: dx=5mm, dy=5mm, dz=5mm, Complete
Date of measurement: 2025-04-27

Experimental conditions.

Phantom	Validation plane
Device Position	Dipole
Band	2450MHz
Channels	Middle
Signal	CW
Frequency (MHz)	2450
Relative permittivity	39.76
Conductivity (S/m)	1.82
Probe	SN 08/21 EPGO352
ConvF	1.80
Crest factor:	1:1

SURFACE SAR	VOLUME SAR
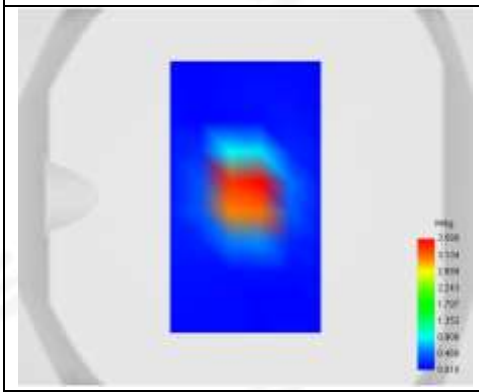	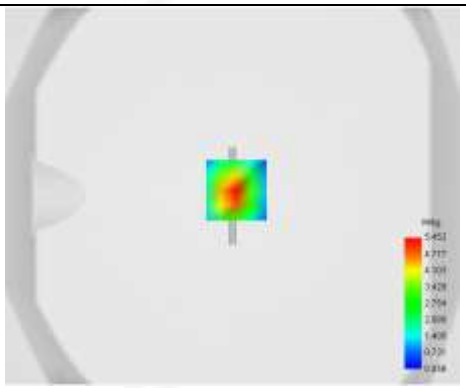

Maximum location: X=1.00, Y=0.00

SAR 10g (W/Kg)	2.676
SAR 1g (W/Kg)	5.598
Horizontal validation criteria: minimum distance (mm)	11.313708
Vertical validation criteria: SAR ratio M2/M1 (%)	49.414405

Z Axis Scan

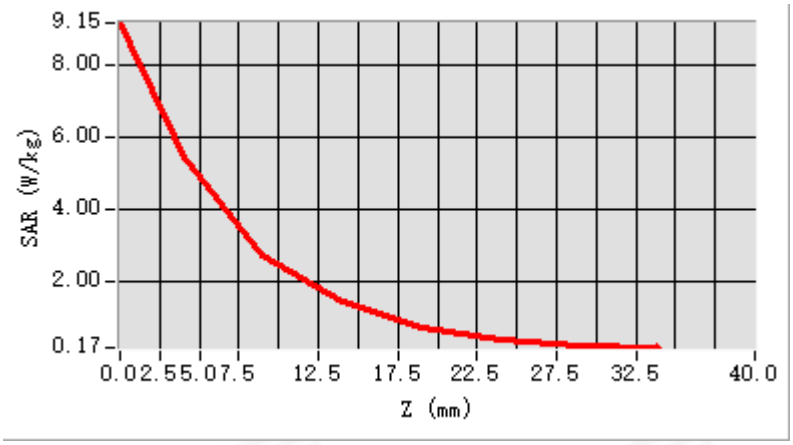
9.15
8.00
6.00
4.00
2.00
0.17
SAR (W/kg)
0.0 2.5 5.0 7.5 12.5 17.5 22.5 27.5 32.5 40.0
Z (mm)

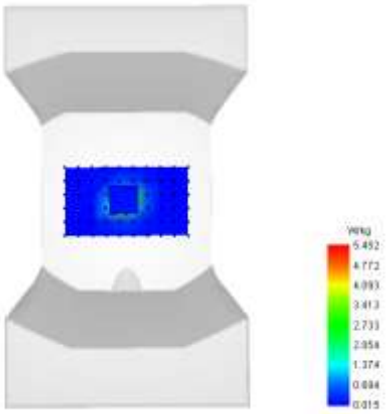

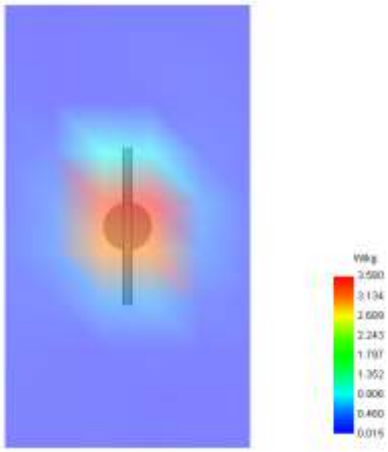

System Performance Check Data (2450MHz)

Type: Phone measurement (Complete)
Area scan resolution: dx=8mm, dy=8mm, Complete
Zoom scan resolution: dx=5mm, dy=5mm, dz=5mm, Complete
Date of measurement: 2025-04-28

Experimental conditions.

Phantom	Validation plane
Device Position	Dipole
Band	2450MHz
Channels	Middle
Signal	CW
Frequency (MHz)	2450
Relative permittivity	40.01
Conductivity (S/m)	1.84
Probe	SN 08/21 EPGO352
ConvF	1.80
Crest factor:	1:1

SURFACE SAR	VOLUME SAR
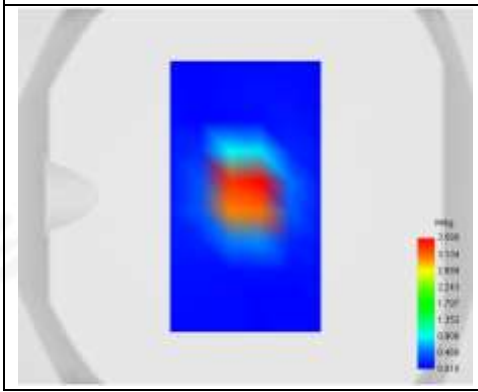	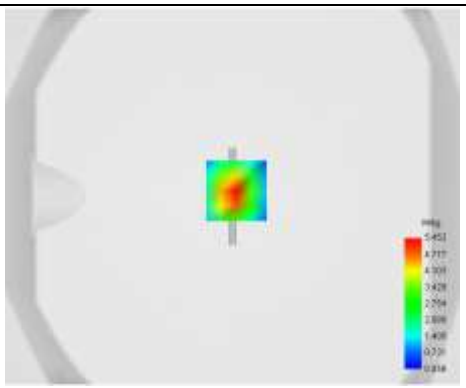

Maximum location: X=1.00, Y=0.00

SAR 10g (W/Kg)	2.242
SAR 1g (W/Kg)	5.543
Horizontal validation criteria: minimum distance (mm)	11.313708
Vertical validation criteria: SAR ratio M2/M1 (%)	49.414405

Z Axis Scan

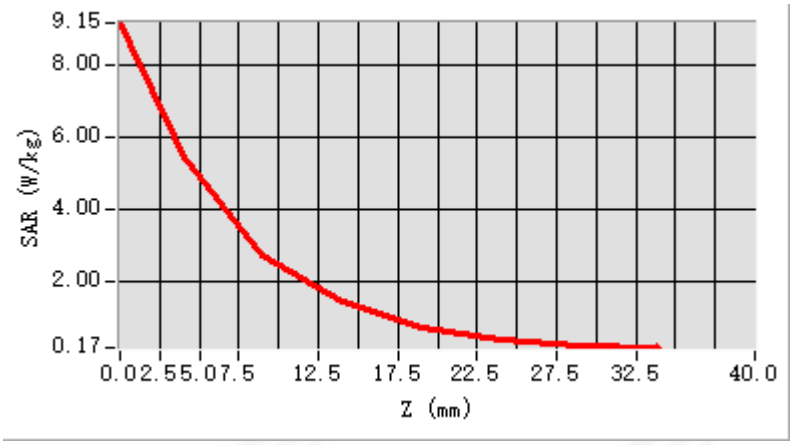
9.15
8.00
6.00
4.00
2.00
0.17
SAR (W/kg)
0.0 2.5 5.0 7.5 12.5 17.5 22.5 27.5 32.5 40.0
Z (mm)

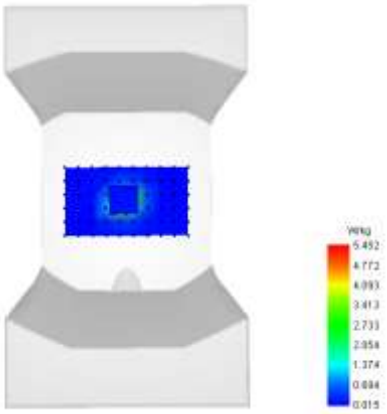

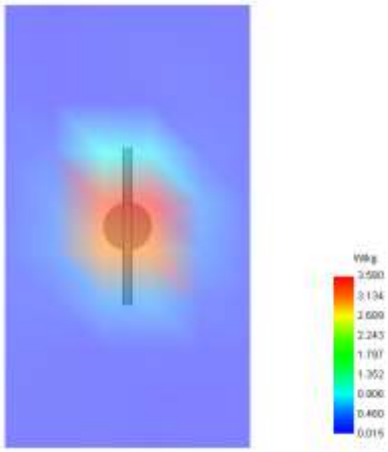

System Performance Check Data(2600MHz)

Type: Phone measurement (Complete)
Area scan resolution: dx=8mm,dy=8mm, Complete
Zoom scan resolution: dx=5mm, dy=5mm, dz=5mm, Complete
Date of measurement: 2025-04-29

Experimental conditions.

Phantom	Validation plane
Device Position	Dipole
Band	2600MHz
Channels	Middle
Signal	CW
Frequency (MHz)	2600
Relative permittivity	40.38
Conductivity (S/m)	1.95
Probe	SN 08/21 EPGO352
ConvF	1.74
Crest factor:	1:1

SURFACE SAR	VOLUME SAR
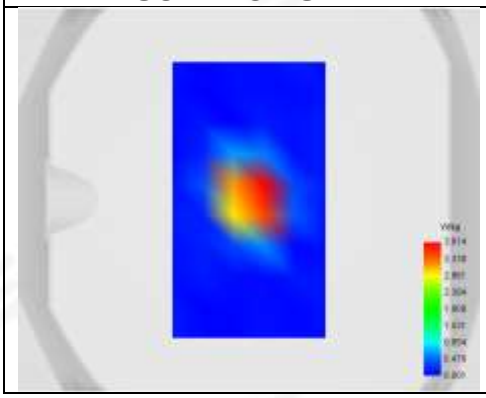	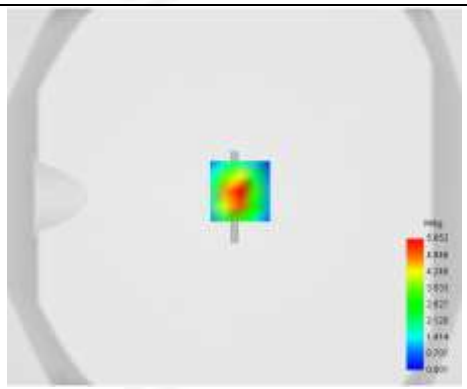

Maximum location: X=1.00, Y=0.00

SAR 10g (W/Kg)	2.056
SAR 1g (W/Kg)	5.585
Horizontal validation criteria: minimum distance (mm)	11.313708
Vertical validation criteria: SAR ratio M2/M1 (%)	48.815485

Z Axis Scan

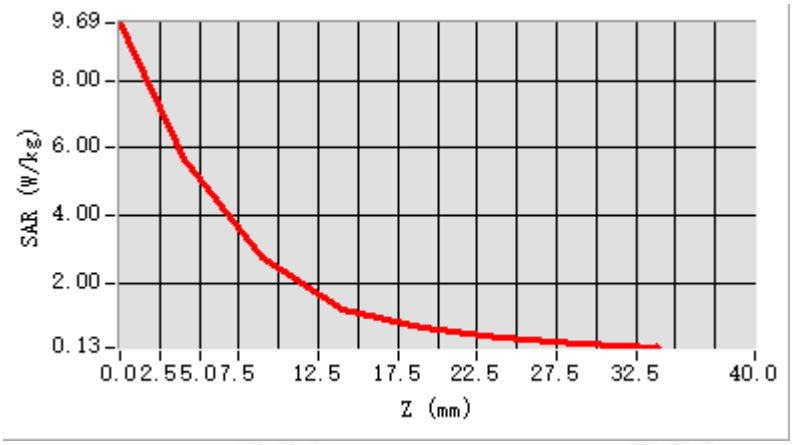
9.69
8.00
6.00
4.00
2.00
0.13
SAR (W/kg)
0.0 2.5 5.0 7.5 12.5 17.5 22.5 27.5 32.5 40.0
Z (mm)

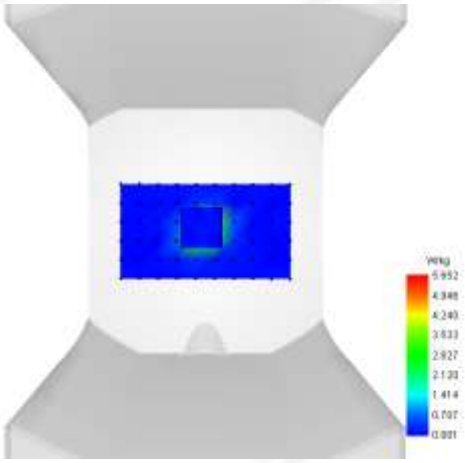

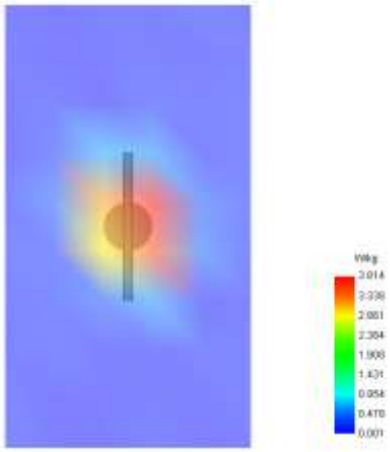

System Performance Check Data(2600MHz)

Type: Phone measurement (Complete)
Area scan resolution: dx=8mm,dy=8mm, Complete
Zoom scan resolution: dx=5mm, dy=5mm, dz=5mm, Complete
Date of measurement: 2025-05-03

Experimental conditions.

Phantom	Validation plane
Device Position	Dipole
Band	2600MHz
Channels	Middle
Signal	CW
Frequency (MHz)	2600
Relative permittivity	39.65
Conductivity (S/m)	1.94
Probe	SN 08/21 EPGO352
ConvF	1.74
Crest factor:	1:1

SURFACE SAR	VOLUME SAR
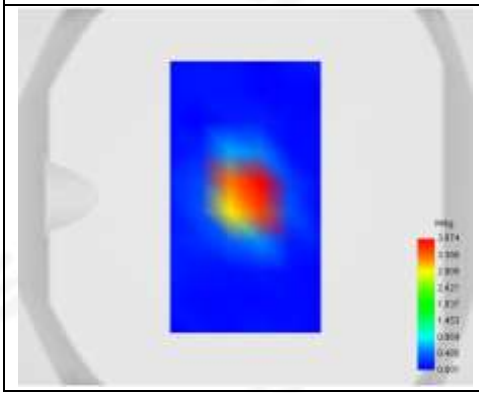	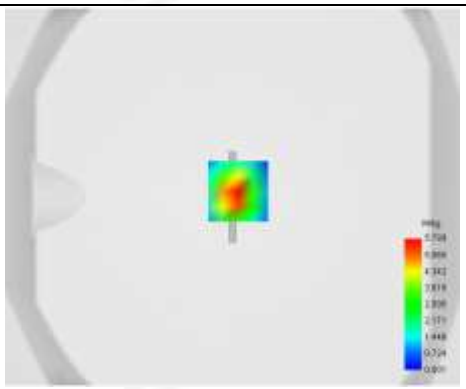

Maximum location: X=1.00, Y=0.00

SAR 10g (W/Kg)	2.251
SAR 1g (W/Kg)	5.428
Horizontal validation criteria: minimum distance (mm)	11.313708
Vertical validation criteria: SAR ratio M2/M1 (%)	48.580267

Z Axis Scan

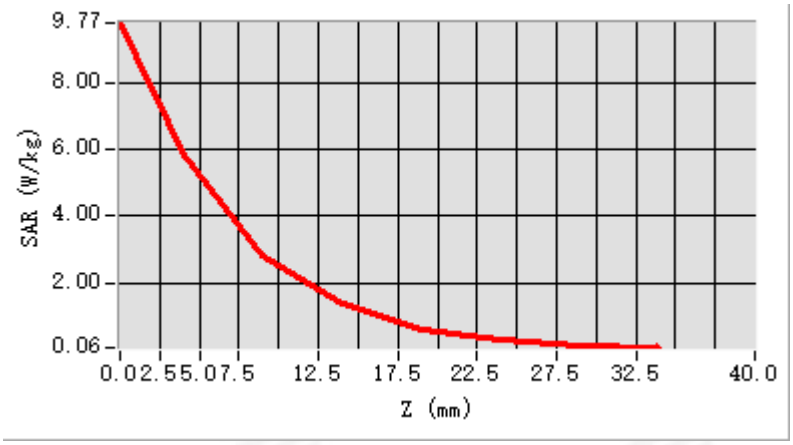
9.77
8.00
6.00
4.00
2.00
0.06
SAR (W/kg)
0.0 2.5 5.0 7.5 12.5 17.5 22.5 27.5 32.5 40.0
Z (mm)

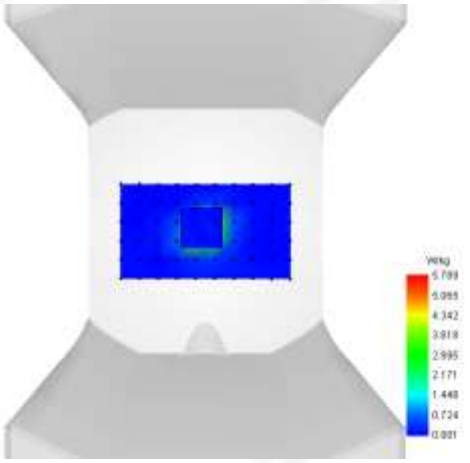

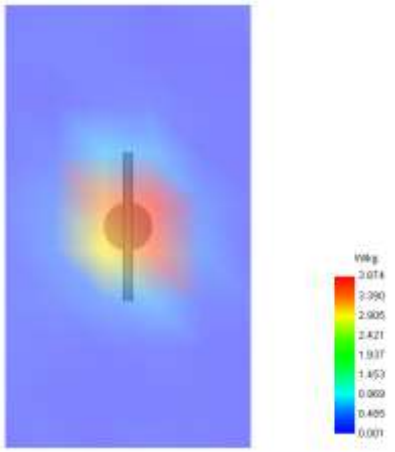

System Performance Check Data(2600MHz)

Type: Phone measurement (Complete)
Area scan resolution: dx=8mm,dy=8mm, Complete
Zoom scan resolution: dx=5mm, dy=5mm, dz=5mm, Complete
Date of measurement: 2025-05-04

Experimental conditions.

Phantom	Validation plane
Device Position	Dipole
Band	2600MHz
Channels	Middle
Signal	CW
Frequency (MHz)	2600
Relative permittivity	39.17
Conductivity (S/m)	1.98
Probe	SN 08/21 EPGO352
ConvF	1.74
Crest factor:	1:1

SURFACE SAR	VOLUME SAR
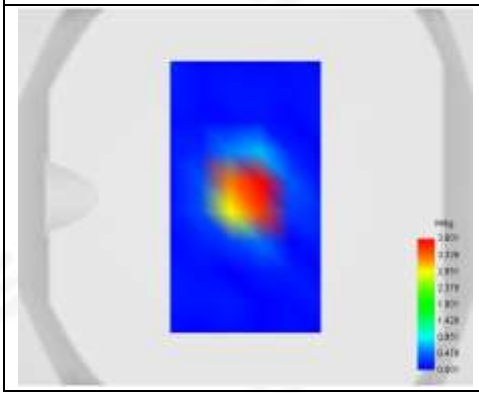	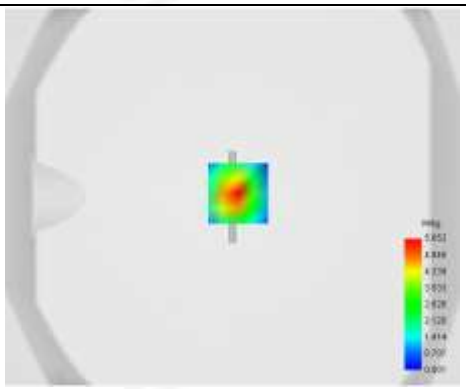

Maximum location: X=1.00, Y=0.00

SAR 10g (W/Kg)	2.876
SAR 1g (W/Kg)	5.701
Horizontal validation criteria: minimum distance (mm)	11.313708
Vertical validation criteria: SAR ratio M2/M1 (%)	50.027469

Z Axis Scan

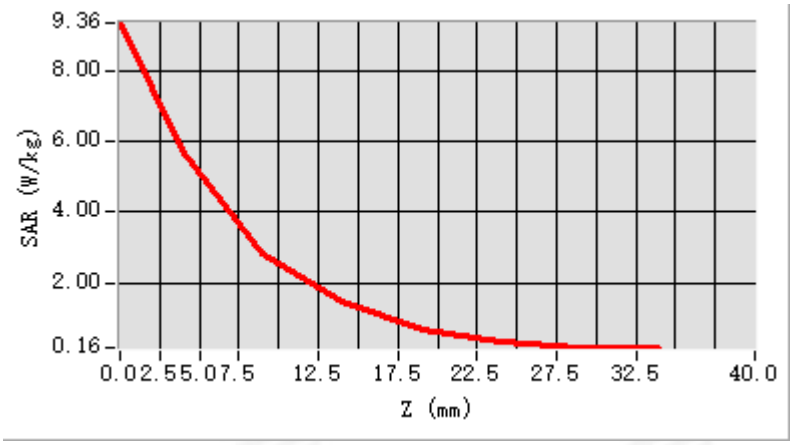
9.36
8.00
6.00
4.00
2.00
0.16
SAR (W/kg)
0.0 2.5 5.0 7.5 12.5 17.5 22.5 27.5 32.5 40.0
Z (mm)

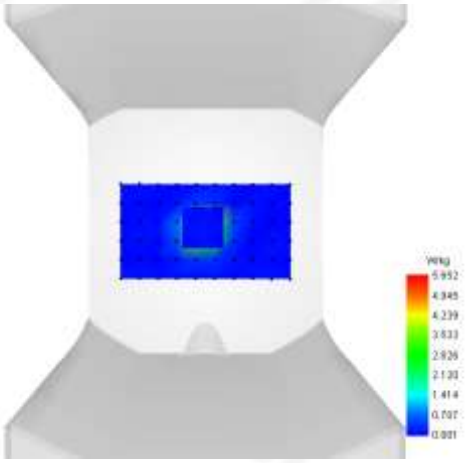

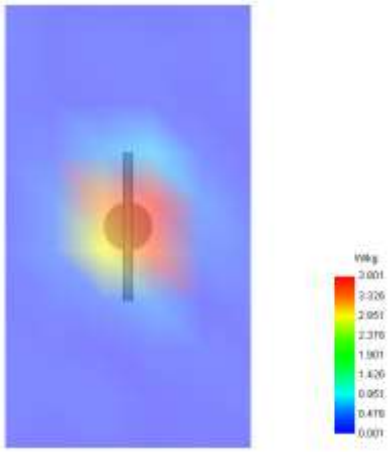

System Performance Check Data(2600MHz)

Type: Phone measurement (Complete)
Area scan resolution: dx=8mm,dy=8mm, Complete
Zoom scan resolution: dx=5mm, dy=5mm, dz=5mm, Complete
Date of measurement: 2025-05-05

Experimental conditions.

Phantom	Validation plane
Device Position	Dipole
Band	2600MHz
Channels	Middle
Signal	CW
Frequency (MHz)	2600
Relative permittivity	40.14
Conductivity (S/m)	1.94
Probe	SN 08/21 EPGO352
ConvF	1.74
Crest factor:	1:1

SURFACE SAR	VOLUME SAR
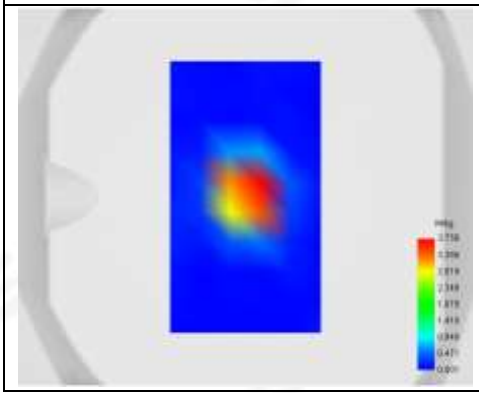	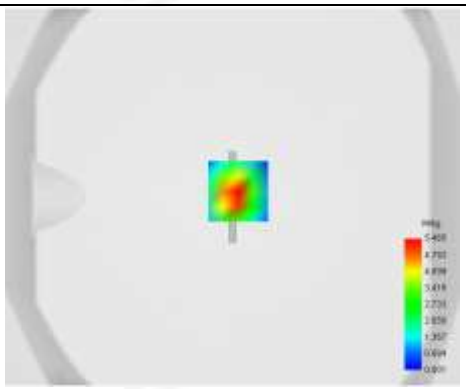

Maximum location: X=1.00, Y=0.00

SAR 10g (W/Kg)	2.275
SAR 1g (W/Kg)	5.336
Horizontal validation criteria: minimum distance (mm)	11.313708
Vertical validation criteria: SAR ratio M2/M1 (%)	50.027469

Z Axis Scan

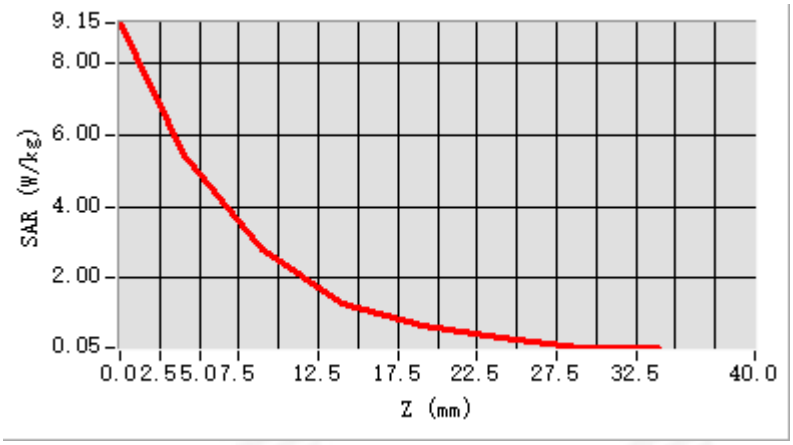
9.15
8.00
6.00
4.00
2.00
0.05
SAR (W/kg)
0.0 2.5 5.0 7.5 12.5 17.5 22.5 27.5 32.5 40.0
Z (mm)

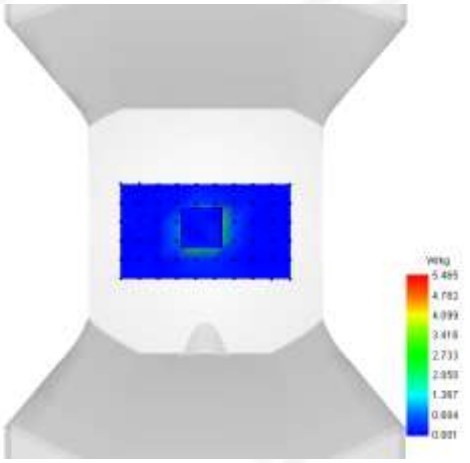

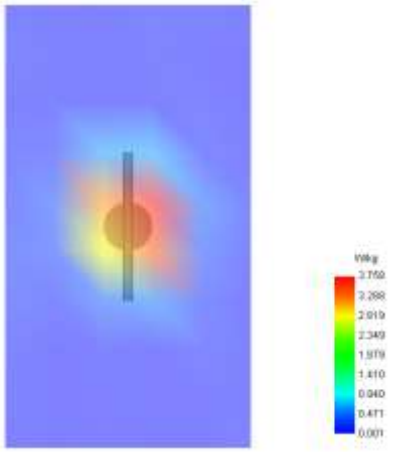

System Performance Check Data(2600MHz)

Type: Phone measurement (Complete)
Area scan resolution: dx=8mm,dy=8mm, Complete
Zoom scan resolution: dx=5mm, dy=5mm, dz=5mm, Complete
Date of measurement: 2025-05-06

Experimental conditions.

Phantom	Validation plane
Device Position	Dipole
Band	2600MHz
Channels	Middle
Signal	CW
Frequency (MHz)	2600
Relative permittivity	40.18
Conductivity (S/m)	1.96
Probe	SN 08/21 EPGO352
ConvF	1.74
Crest factor:	1:1

SURFACE SAR	VOLUME SAR
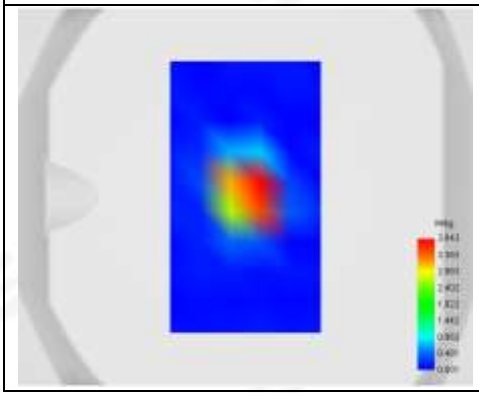	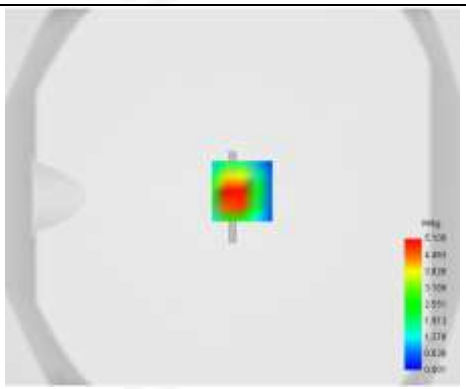

Maximum location: X=1.00, Y=0.00

SAR 10g (W/Kg)	2.297
SAR 1g (W/Kg)	5.770
Horizontal validation criteria: minimum distance (mm)	8.000000
Vertical validation criteria: SAR ratio M2/M1 (%)	50.038482

Z Axis Scan

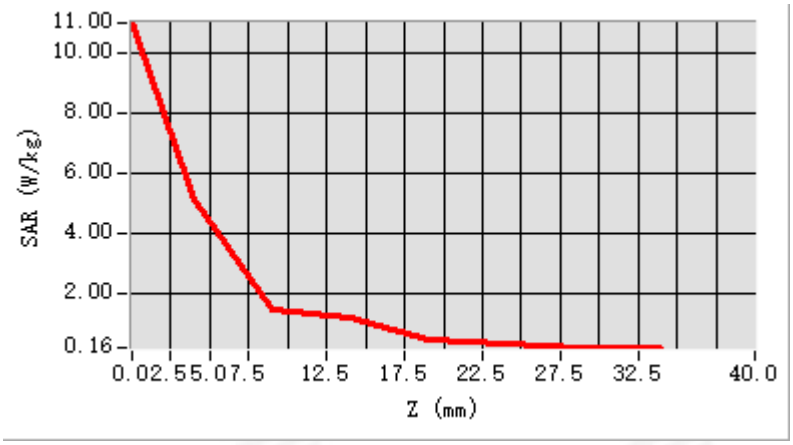
11.00
10.00
8.00
6.00
4.00
2.00
0.16
SAR (W/kg)
0.0 2.5 5.0 7.5 12.5 17.5 22.5 27.5 32.5 40.0
Z (mm)

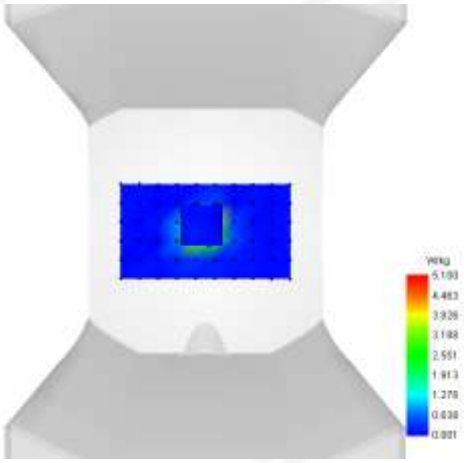



System Performance Check Data(2600MHz)

Type: Phone measurement (Complete)
Area scan resolution: dx=8mm,dy=8mm, Complete
Zoom scan resolution: dx=5mm, dy=5mm, dz=5mm, Complete
Date of measurement: 2025-05-07

Experimental conditions.

Phantom	Validation plane
Device Position	Dipole
Band	2600MHz
Channels	Middle
Signal	CW
Frequency (MHz)	2600
Relative permittivity	38.93
Conductivity (S/m)	1.96
Probe	SN 08/21 EPGO352
ConvF	1.74
Crest factor:	1:1

SURFACE SAR	VOLUME SAR
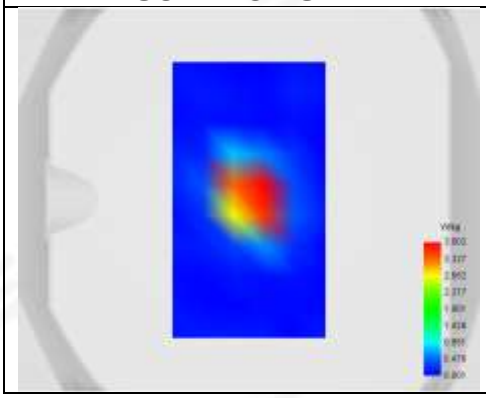	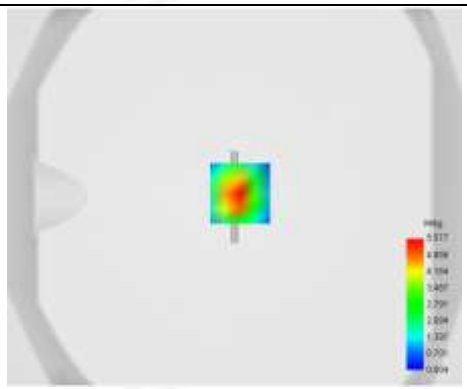

Maximum location: X=1.00, Y=0.00

SAR 10g (W/Kg)	2.303
SAR 1g (W/Kg)	5.564
Horizontal validation criteria: minimum distance (mm)	11.313708
Vertical validation criteria: SAR ratio M2/M1 (%)	50.084987

Z Axis Scan

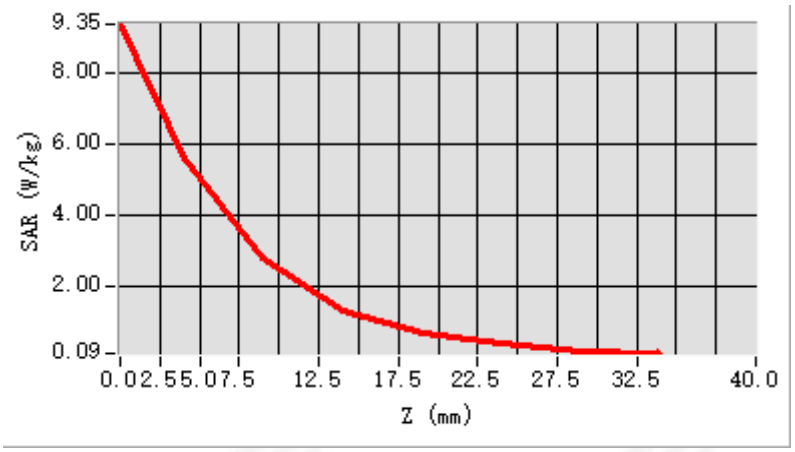
9.35
8.00
6.00
4.00
2.00
0.09
SAR (W/kg)
0.0 2.5 5.0 7.5 12.5 17.5 22.5 27.5 32.5 40.0
Z (mm)

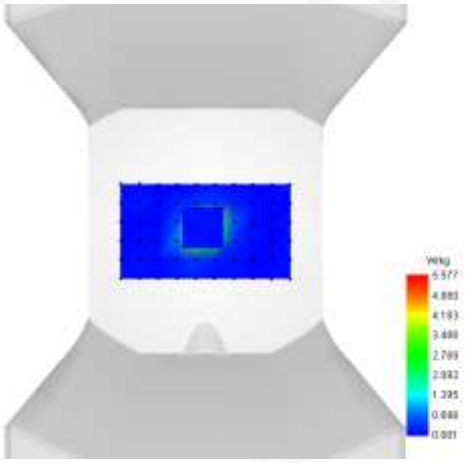

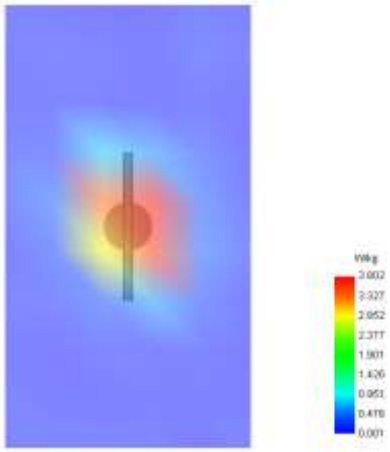

System Performance Check Data(3500MHz)

Type: Phone measurement (Complete)
Area scan resolution: dx=8mm,dy=8mm, Complete
Zoom scan resolution: dx=5mm, dy=5mm, dz=4mm, Complete
Date of measurement: 2025-05-08

Experimental conditions.

Phantom	Validation plane
Device Position	Dipole
Band	3500MHz
Channels	Middle
Signal	CW
Frequency (MHz)	3500
Relative permittivity	38.99
Conductivity (S/m)	2.93
Probe	SN 08/21 EPGO352
ConvF	1.46
Crest factor:	1:1

SURFACE SAR	VOLUME SAR
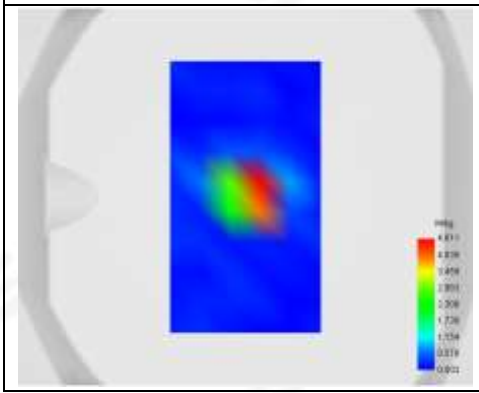	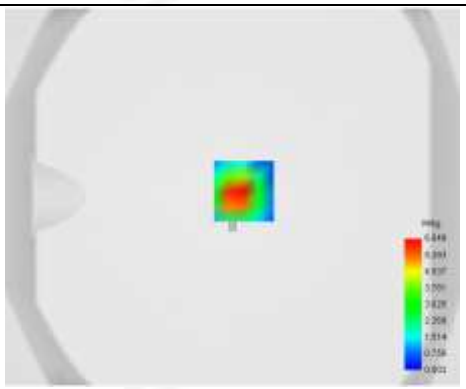

Maximum location: X=1.00, Y=0.00

SAR 10g (W/Kg)	2.429
SAR 1g (W/Kg)	6.994
Horizontal validation criteria: minimum distance (mm)	8.000000
Vertical validation criteria: SAR ratio M2/M1 (%)	39.529251

Z Axis Scan

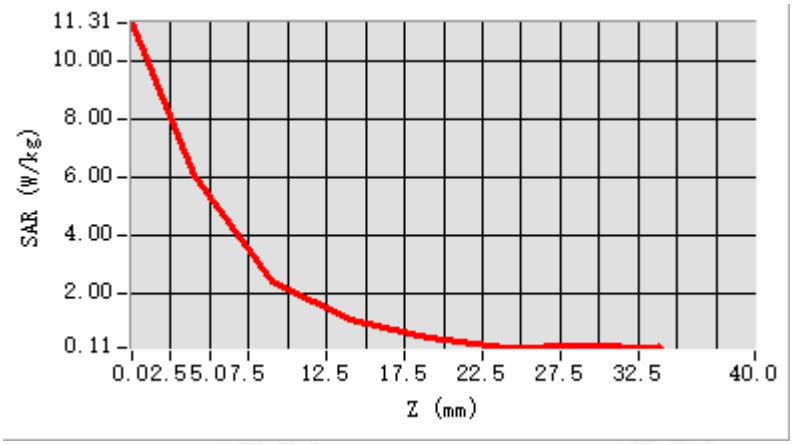
11.31
10.00
8.00
6.00
4.00
2.00
0.11
SAR (W/kg)
0.0 2.5 5.0 7.5 12.5 17.5 22.5 27.5 32.5 40.0
Z (mm)

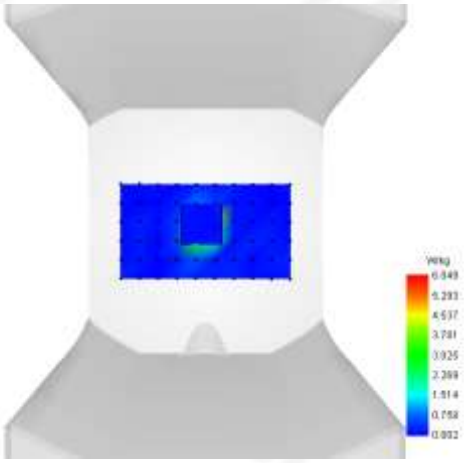

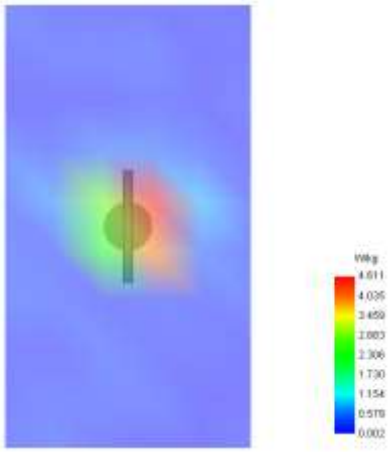

System Performance Check Data(3500MHz)

Type: Phone measurement (Complete)
Area scan resolution: dx=8mm,dy=8mm, Complete
Zoom scan resolution: dx=5mm, dy=5mm, dz=4mm, Complete
Date of measurement: 2025-05-09

Experimental conditions.

Phantom	Validation plane
Device Position	Dipole
Band	3500MHz
Channels	Middle
Signal	CW
Frequency (MHz)	3500
Relative permittivity	38.95
Conductivity (S/m)	2.91
Probe	SN 08/21 EPGO352
ConvF	1.46
Crest factor:	1:1

SURFACE SAR	VOLUME SAR
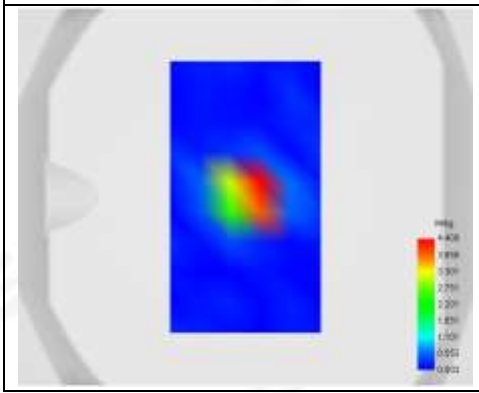	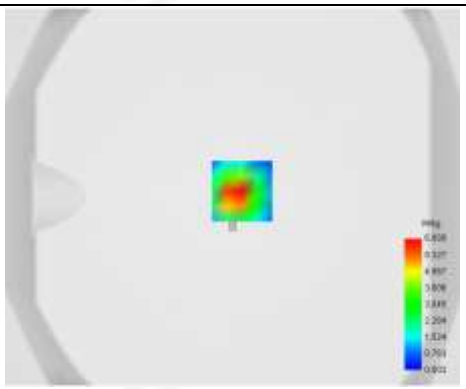

Maximum location: X=1.00, Y=0.00

SAR 10g (W/Kg)	2.498
SAR 1g (W/Kg)	6.848
Horizontal validation criteria: minimum distance (mm)	11.313708
Vertical validation criteria: SAR ratio M2/M1 (%)	43.088267

Z Axis Scan

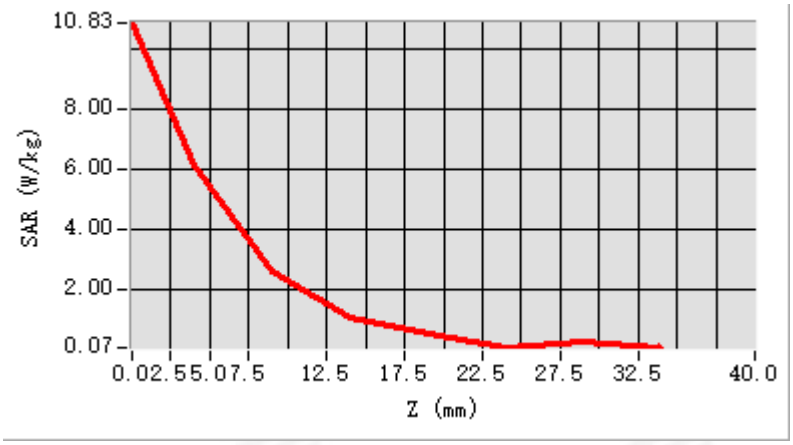
10.83
8.00
6.00
4.00
2.00
0.07
SAR (W/kg)
0.0 2.5 5.0 7.5 12.5 17.5 22.5 27.5 32.5 40.0
Z (mm)

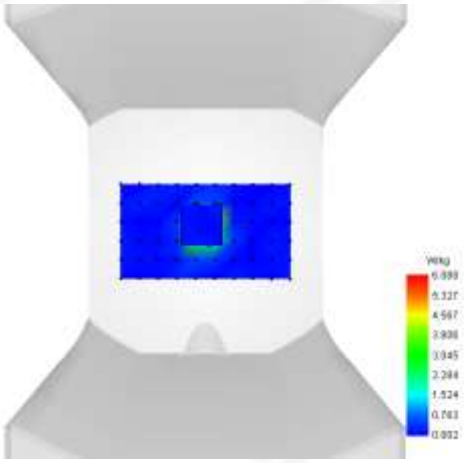

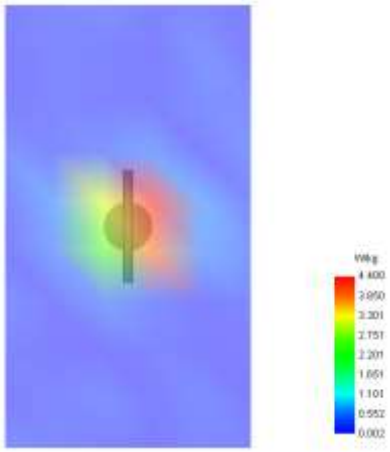

System Performance Check Data (5200MHz)

Type: Dipole measurement (Complete)
Area scan resolution: dx=8mm,dy=8mm, Complete
Zoom scan resolution: dx=4mm, dy=4mm, dz=2mm, Complete
Date of measurement: 2025-05-10

Experimental conditions.

Phantom	Validation plane
Device Position	Dipole
Band	5200MHz
Channels	Middle
Signal	CW
Frequency (MHz)	5200
Relative permittivity	36.50
Conductivity (S/m)	4.67
Probe	SN 08/21 EPGO352
ConvF	1.33
Crest factor:	1:1

SURFACE SAR	VOLUME SAR
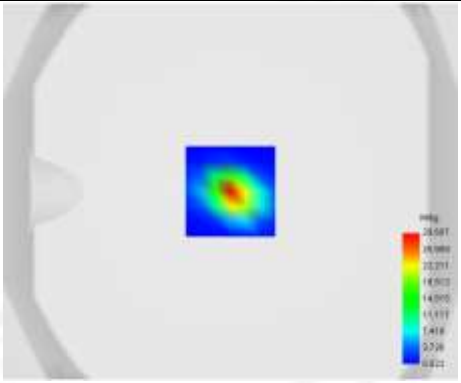	

Maximum location: X=7.00, Y=2.00

SAR 10g (W/Kg)	5.712054
SAR 1g (W/Kg)	15.331542
Horizontal validation criteria: minimum distance (mm)	8.922561
Vertical validation criteria: SAR ratio M2/M1 (%)	58.368647

Z Axis Scan

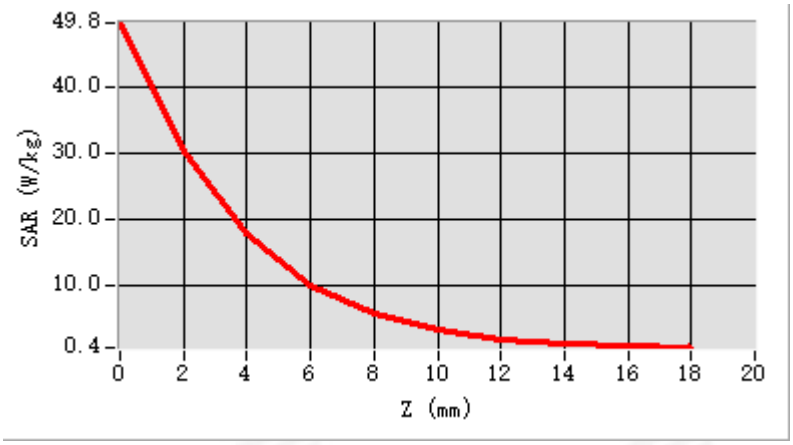

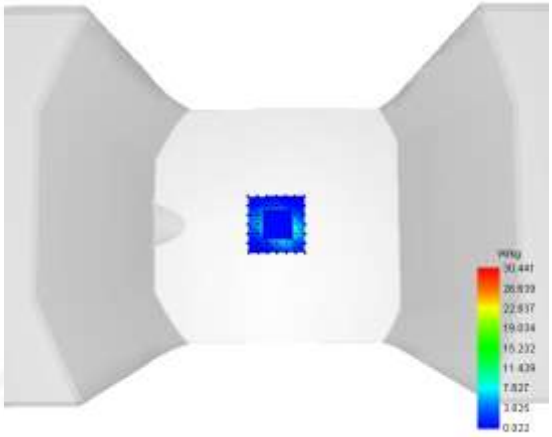

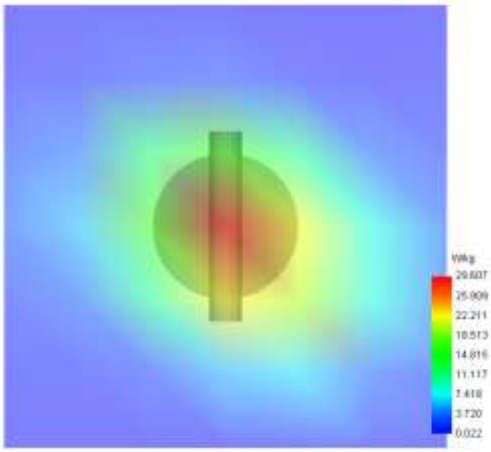

System Performance Check Data (5200MHz)

Type: Dipole measurement (Complete)
Area scan resolution: dx=8mm,dy=8mm, Complete
Zoom scan resolution: dx=4mm, dy=4mm, dz=2mm, Complete
Date of measurement: 2025-05-14

Experimental conditions.

Phantom	Validation plane
Device Position	Dipole
Band	5200MHz
Channels	Middle
Signal	CW
Frequency (MHz)	5200
Relative permittivity	36.50
Conductivity (S/m)	4.67
Probe	SN 08/21 EPGO352
ConvF	1.33
Crest factor:	1:1

SURFACE SAR	VOLUME SAR
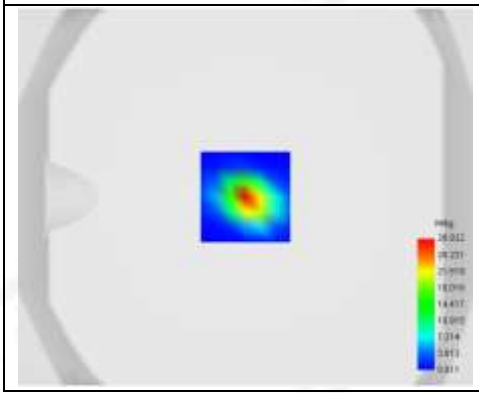	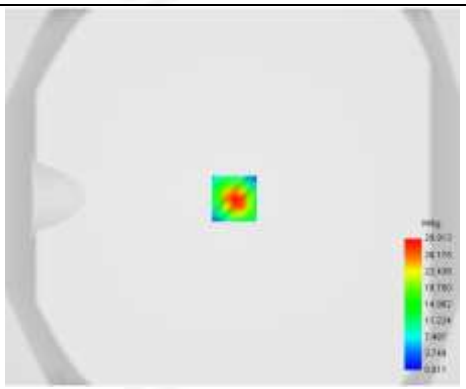

Maximum location: X=7.00, Y=2.00

SAR 10g (W/Kg)	5.712054
SAR 1g (W/Kg)	15.331542
Horizontal validation criteria: minimum distance (mm)	8.944272
Vertical validation criteria: SAR ratio M2/M1 (%)	58.673115

Z Axis Scan

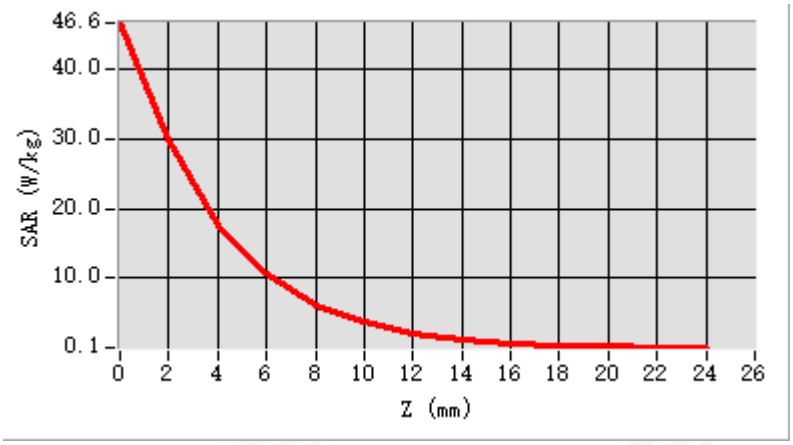

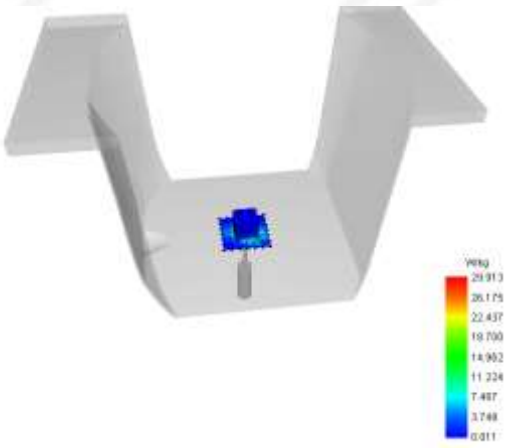

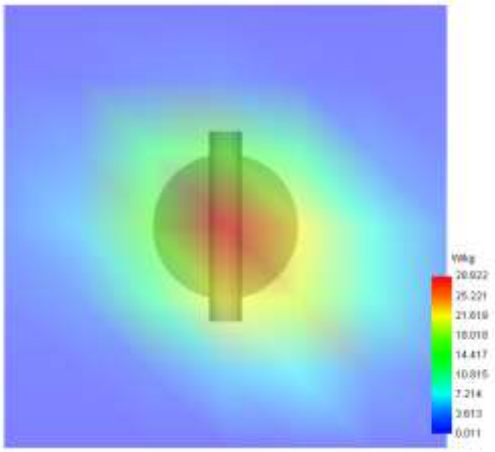

System Performance Check Data (5300MHz)

Type: Dipole measurement (Complete)
Area scan resolution: dx=8mm,dy=8mm, Complete
Zoom scan resolution: dx=4mm, dy=4mm, dz=2mm, Complete
Date of measurement: 2025-05-14

Experimental conditions.

Phantom	Validation plane
Device Position	Dipole
Band	5300MHz
Channels	Middle
Signal	CW
Frequency (MHz)	5300
Relative permittivity	35.98
Conductivity (S/m)	4.78
Probe	SN 08/21 EPGO352
ConvF	1.31
Crest factor:	1:1

SURFACE SAR	VOLUME SAR
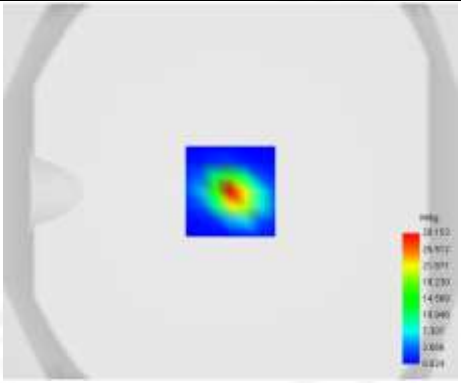	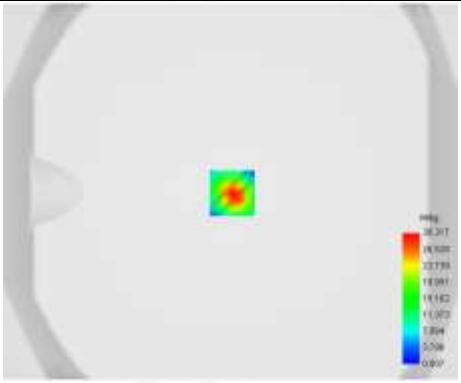

Maximum location: X=7.00, Y=2.00

SAR 10g (W/Kg)	6.675
SAR 1g (W/Kg)	17.527
Horizontal validation criteria: minimum distance (mm)	8.944272
Vertical validation criteria: SAR ratio M2/M1 (%)	58.240412

Z Axis Scan

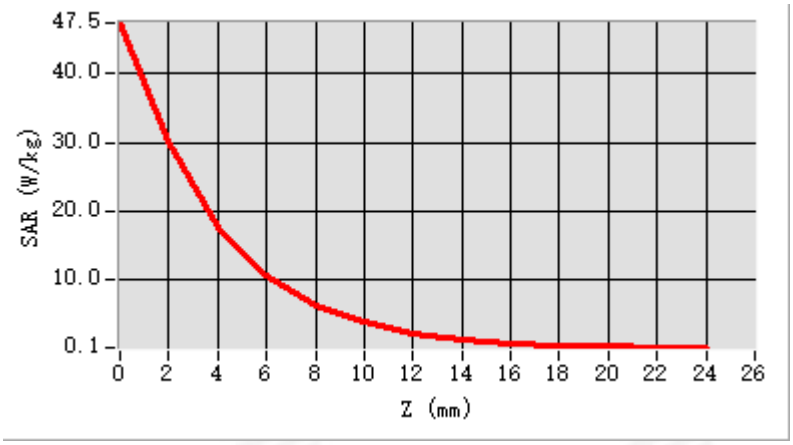

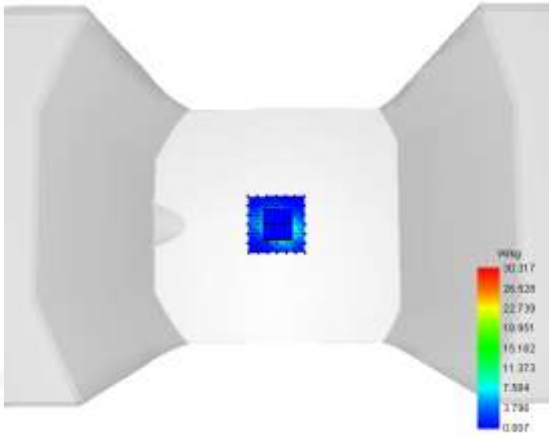

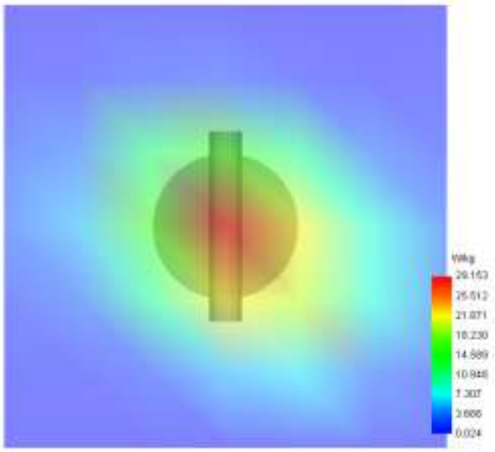

System Performance Check Data (5300MHz)

Type: Dipole measurement (Complete)
Area scan resolution: dx=8mm,dy=8mm, Complete
Zoom scan resolution: dx=4mm, dy=4mm, dz=2mm, Complete
Date of measurement: 2025-05-15

Experimental conditions.

Phantom	Validation plane
Device Position	Dipole
Band	5300MHz
Channels	Middle
Signal	CW
Frequency (MHz)	5300
Relative permittivity	35.98
Conductivity (S/m)	4.78
Probe	SN 08/21 EPGO352
ConvF	1.31
Crest factor:	1:1

SURFACE SAR	VOLUME SAR
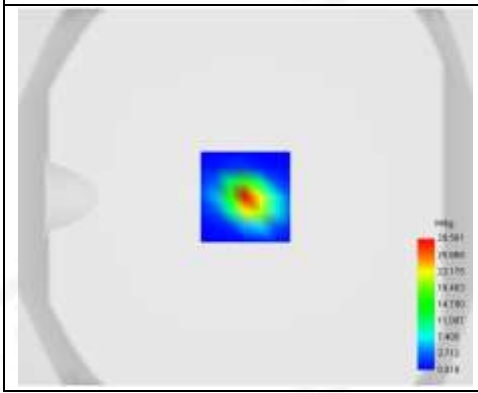	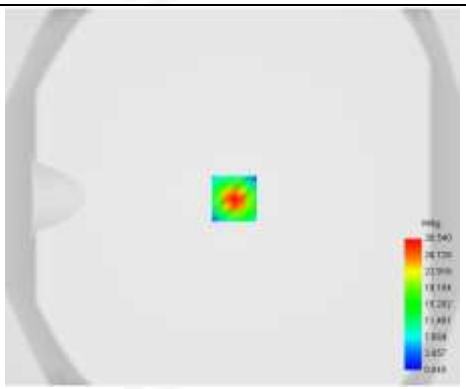

Maximum location: X=7.00, Y=2.00

SAR 10g (W/Kg)	5.637
SAR 1g (W/Kg)	16.770
Horizontal validation criteria: minimum distance (mm)	8.944272
Vertical validation criteria: SAR ratio M2/M1 (%)	58.240412

Z Axis Scan

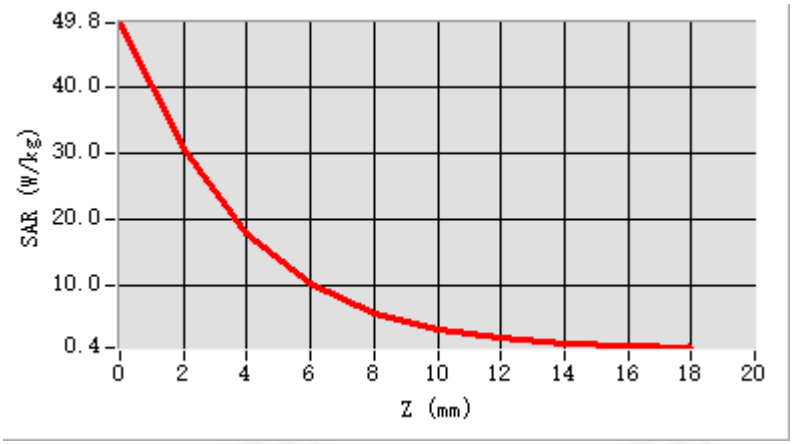

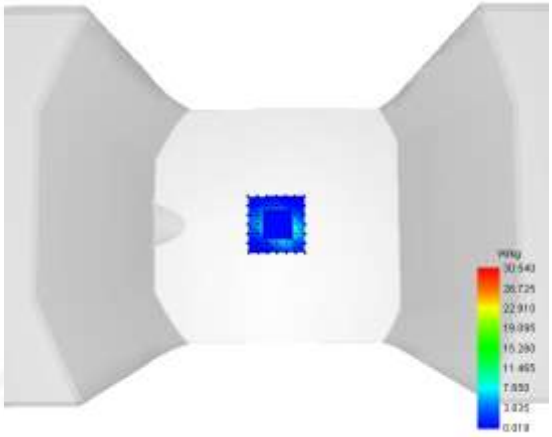

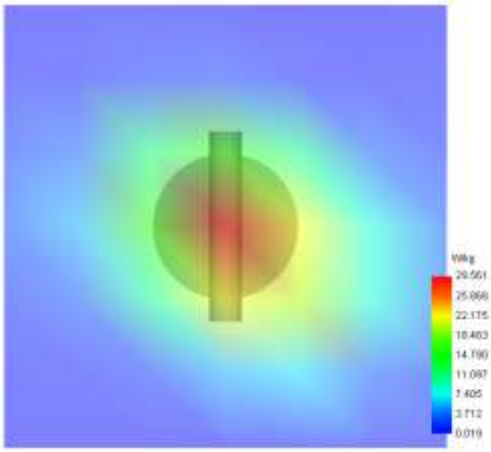

System Performance Check Data (5600MHz)

Type: Dipole measurement (Complete)
Area scan resolution: dx=8mm,dy=8mm, Complete
Zoom scan resolution: dx=4mm, dy=4mm, dz=2mm, Complete
Date of measurement: 2025-05-16

Experimental conditions.

Phantom	Validation plane
Device Position	Dipole
Band	5600MHz
Channels	Middle
Signal	CW
Frequency (MHz)	5600
Relative permittivity	35.97
Conductivity (S/m)	5.02
Probe	SN 08/21 EPGO352
ConvF	1.24
Crest factor:	1:1

SURFACE SAR	VOLUME SAR
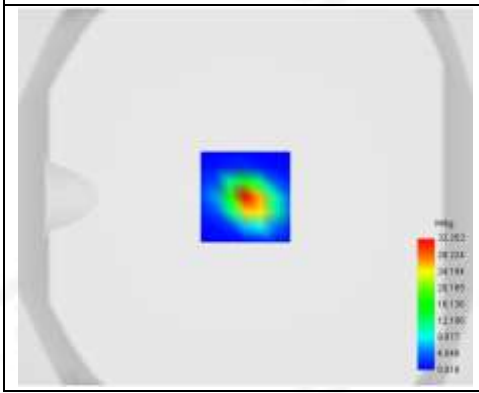	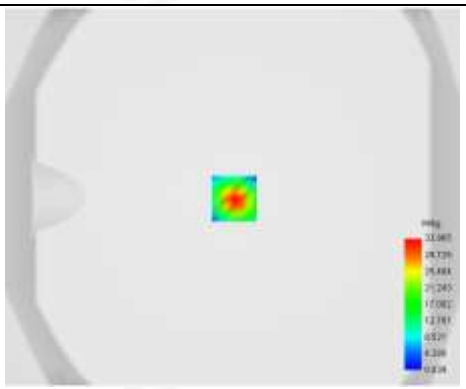

Maximum location: X=7.00, Y=2.00

SAR 10g (W/Kg)	5.723
SAR 1g (W/Kg)	18.195
Horizontal validation criteria: minimum distance (mm)	8.935279
Vertical validation criteria: SAR ratio M2/M1 (%)	57.960681

Z Axis Scan

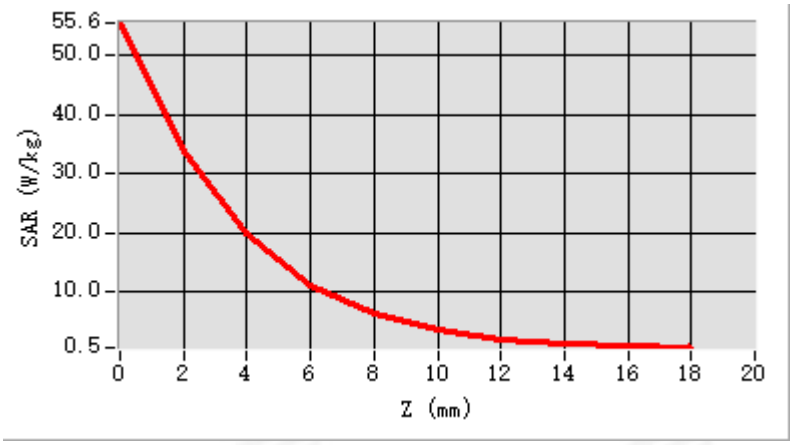

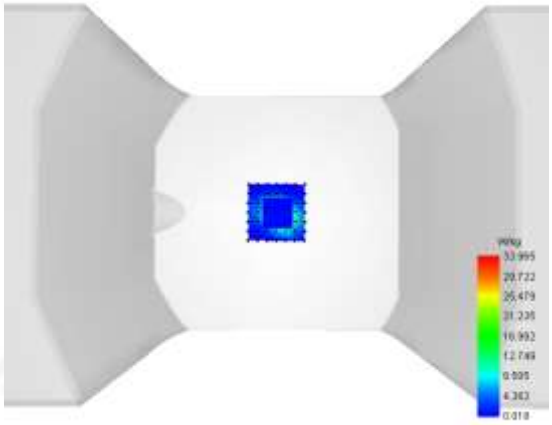

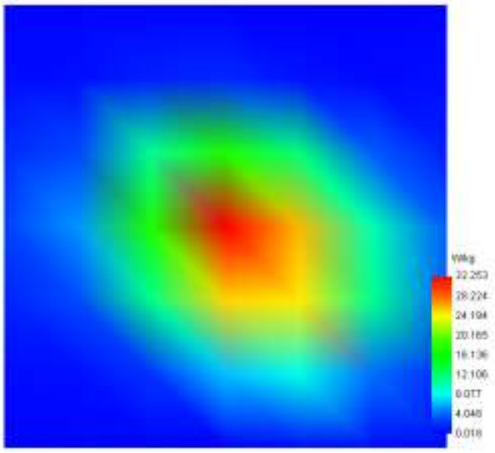

System Performance Check Data (5600MHz)

Type: Dipole measurement (Complete)
Area scan resolution: dx=8mm,dy=8mm, Complete
Zoom scan resolution: dx=4mm, dy=4mm, dz=2mm, Complete
Date of measurement: 2025-05-17

Experimental conditions.

Phantom	Validation plane
Device Position	Dipole
Band	5600MHz
Channels	Middle
Signal	CW
Frequency (MHz)	5600
Relative permittivity	36.04
Conductivity (S/m)	5.10
Probe	SN 08/21 EPGO352
ConvF	1.24
Crest factor:	1:1

SURFACE SAR	VOLUME SAR
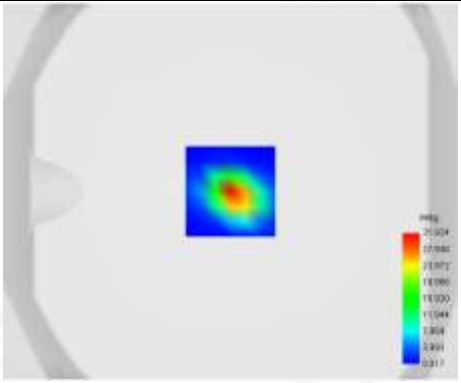	

Maximum location: X=7.00, Y=2.00

SAR 10g (W/Kg)	5.923
SAR 1g (W/Kg)	17.790
Horizontal validation criteria: minimum distance (mm)	8.944272
Vertical validation criteria: SAR ratio M2/M1 (%)	58.919836

Z Axis Scan

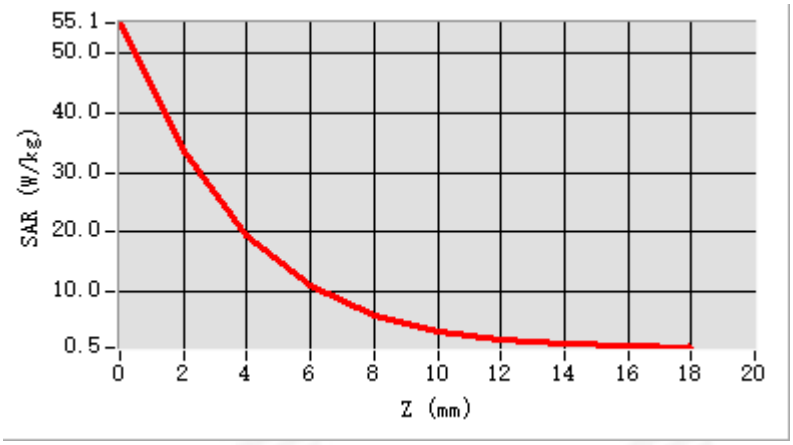

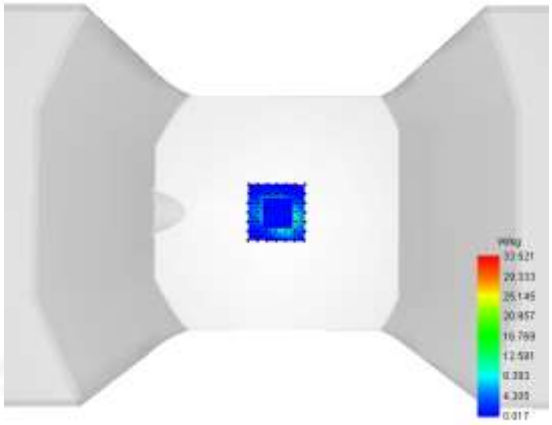

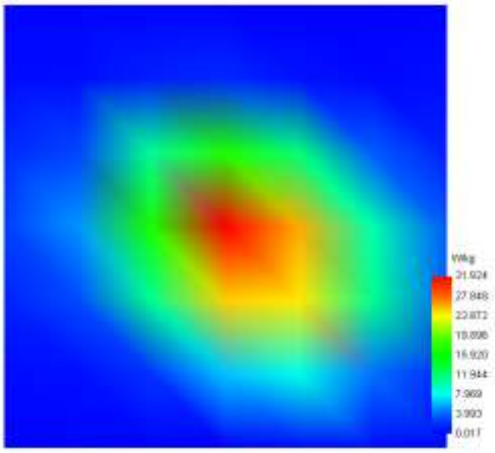

System Performance Check Data (5800MHz)

Type: Dipole measurement (Complete)
Area scan resolution: dx=8mm,dy=8mm, Complete
Zoom scan resolution: dx=4mm, dy=4mm, dz=2mm, Complete
Date of measurement: 2025-05-18

Experimental conditions.

Phantom	Validation plane
Device Position	Dipole
Band	5800MHz
Channels	Middle
Signal	CW
Frequency (MHz)	5800
Relative permittivity	36.45
Conductivity (S/m)	5.29
Probe	SN 08/21 EPGO352
ConvF	1.35
Crest factor:	1:1

SURFACE SAR	VOLUME SAR
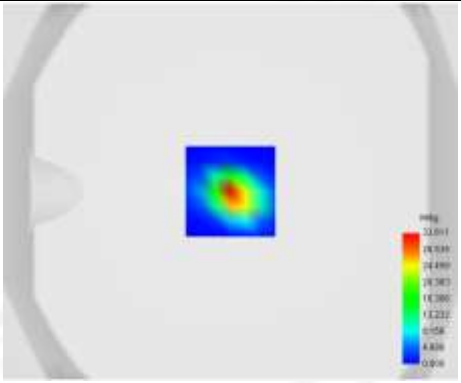	

Maximum location: X=7.00, Y=2.00

SAR 10g (W/Kg)	6.332
SAR 1g (W/Kg)	18.189
Horizontal validation criteria: minimum distance (mm)	8.944272
Vertical validation criteria: SAR ratio M2/M1 (%)	56.917401

Z Axis Scan

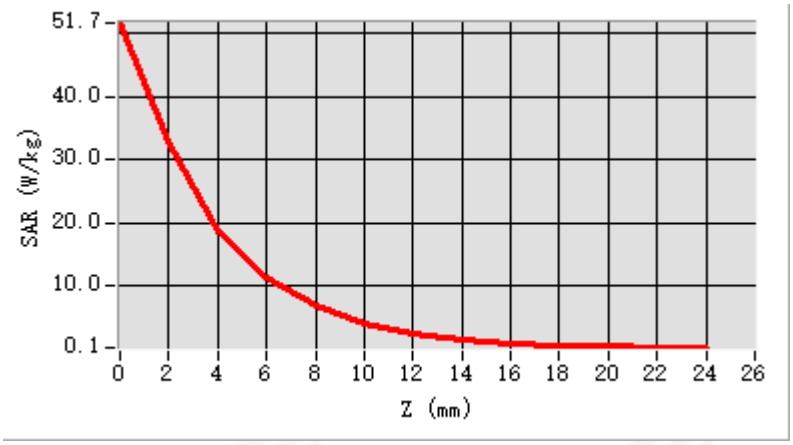

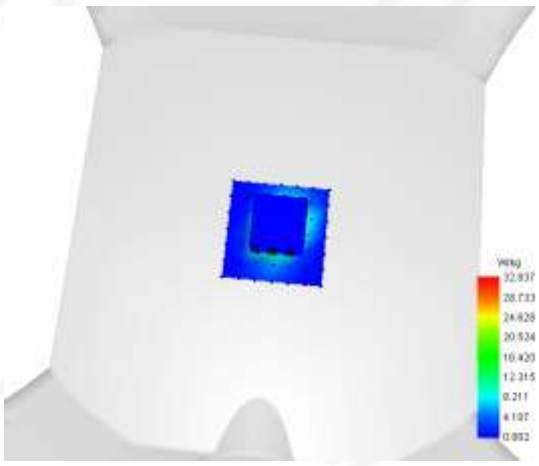

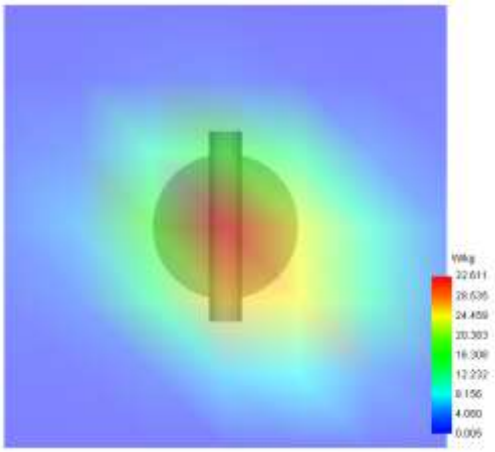

System Performance Check Data (5800MHz)

Type: Dipole measurement (Complete)
Area scan resolution: dx=8mm,dy=8mm, Complete
Zoom scan resolution: dx=4mm, dy=4mm, dz=2mm, Complete
Date of measurement: 2025-05-19

Experimental conditions.

Phantom	Validation plane
Device Position	Dipole
Band	5800MHz
Channels	Middle
Signal	CW
Frequency (MHz)	5800
Relative permittivity	36.45
Conductivity (S/m)	5.29
Probe	SN 08/21 EPGO352
ConvF	1.35
Crest factor:	1:1

SURFACE SAR	VOLUME SAR
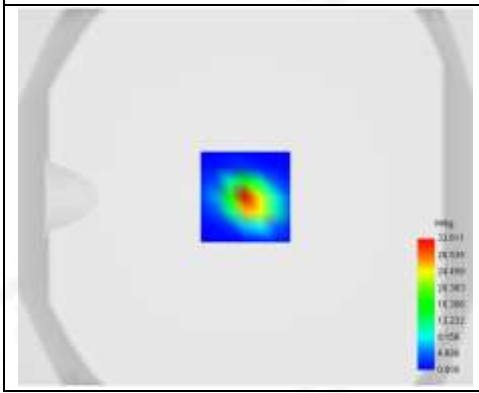	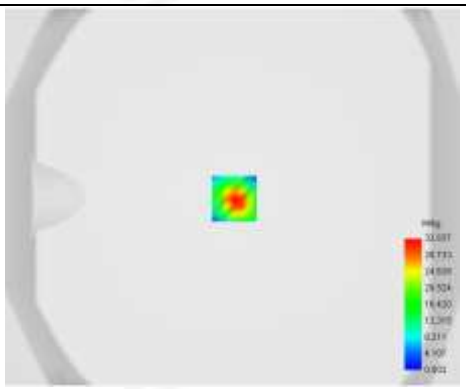

Maximum location: X=7.00, Y=2.00

SAR 10g (W/Kg)	6.325
SAR 1g (W/Kg)	19.568
Horizontal validation criteria: minimum distance (mm)	8.944272
Vertical validation criteria: SAR ratio M2/M1 (%)	57.560465

Z Axis Scan

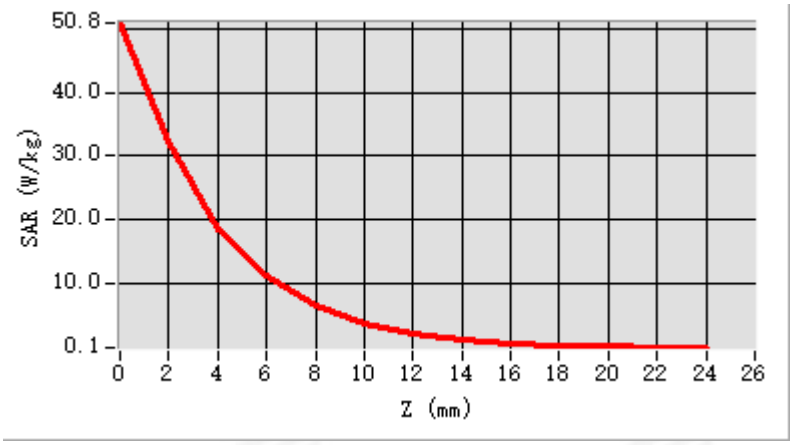

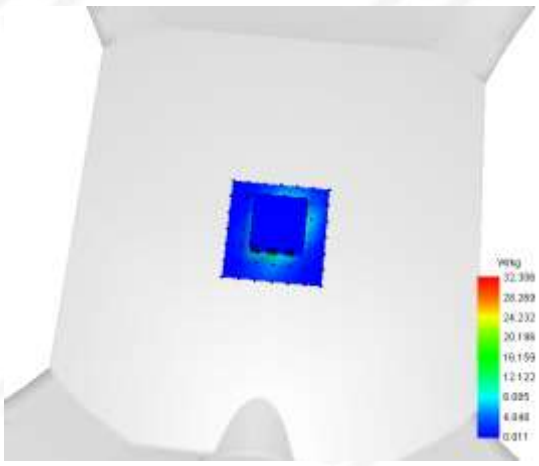

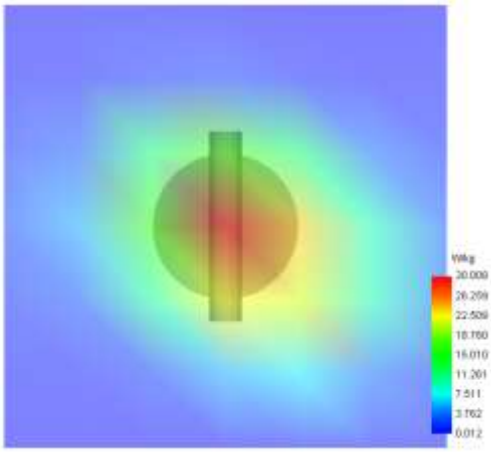

Appendix B. SAR Test Plots

Plot 1: DUT: 5G mobile phone; EUT Model: VTL-202402

Test Date	2025-05-11
ConvF	1.44
Probe	SN 08/21 EPGO352
Area Scan	dx=8mm dy=8mm, Complete
Zoom Scan	5x5x7,dx=8mm dy=8mm dz=5.0mm,Complete
Phantom	Right Cheek
Device Position	Cheek
Band	GPRS 850_ANT11
Signal	Duty Cycle: 2.00 (Crest factor: 2.0)
Frequency (MHz)	848.8
Relative permittivity (real part)	41.01
Conductivity (S/m)	0.91

SURFACE SAR	VOLUME SAR
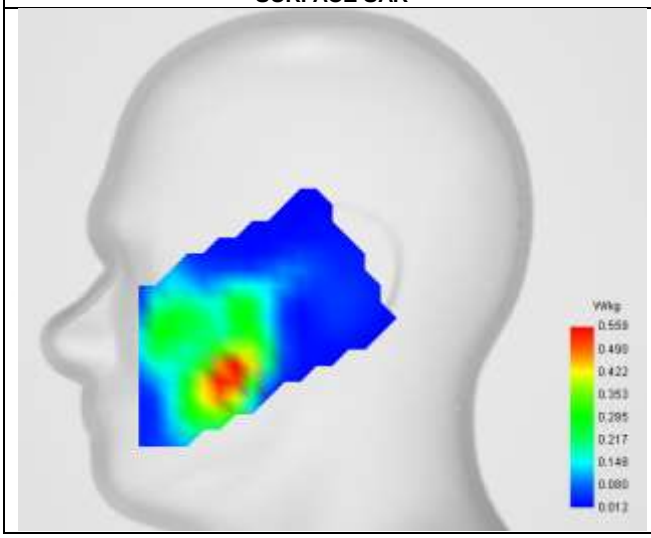	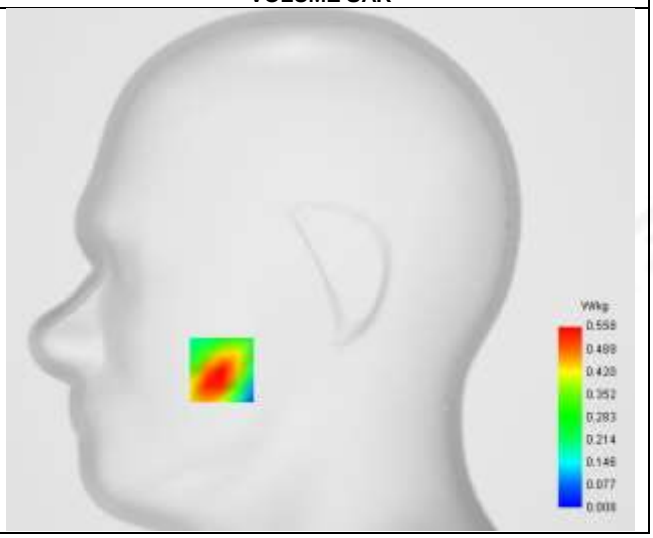

Maximum location: X=-49.00, Y=-50.00 ; SAR Peak: 0.85 W/kg

D. SAR 1g & 10g

SAR 10g (W/Kg)	0.239
SAR 1g (W/Kg)	0.502
Horizontal validation criteria: minimum distance (mm)	16.000000
Vertical validation criteria: SAR ratio M2/M1 (%)	58.990442

E. Z Axis Scan

Z (mm)	0.00	4.00	9.00	14.00	19.00	24.00	29.00
SAR (W/Kg)	0.838	0.558	0.329	0.201	0.119	0.070	0.042

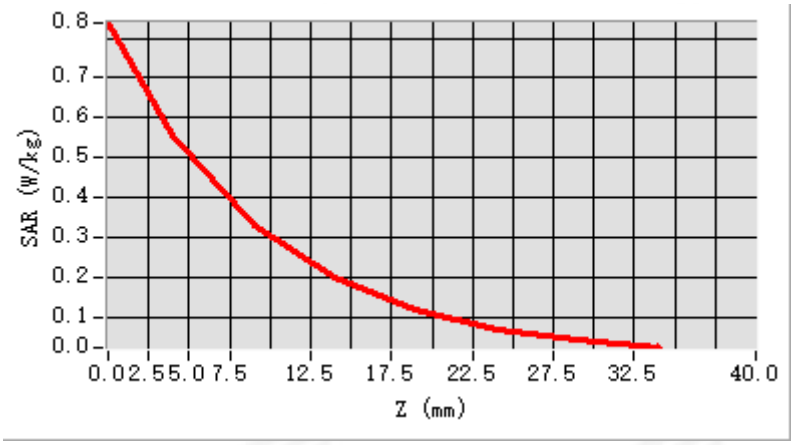

F. 3D Image

3D screen shot	Hot spot position
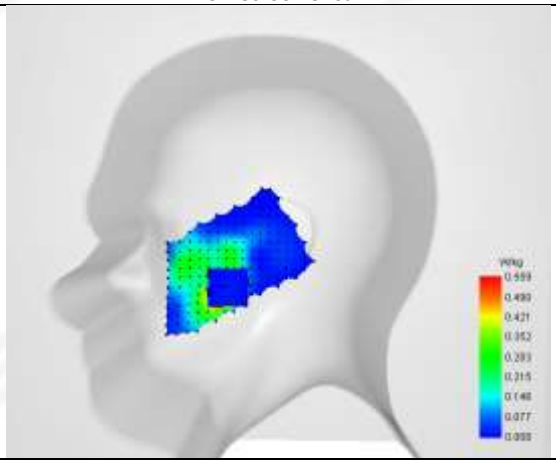	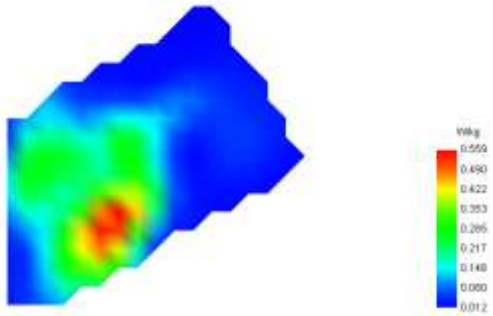

Plot 2: DUT: 5G mobile phone; EUT Model: VTL-202402

Test Date	2025-04-12
ConvF	1.44
Probe	SN 08/21 EPGO352
Area Scan	dx=8mm dy=8mm, Complete
Zoom Scan	5x5x7,dx=8mm dy=8mm dz=5.0mm,Complete
Phantom	Validation plane
Device Position	Back Side
Band	GPRS 850_ANT11
Signal	Duty Cycle: 2.00 (Crest factor: 2.0)
Frequency (MHz)	848.8
Relative permittivity (real part)	41.01
Conductivity (S/m)	0.91

SURFACE SAR	VOLUME SAR
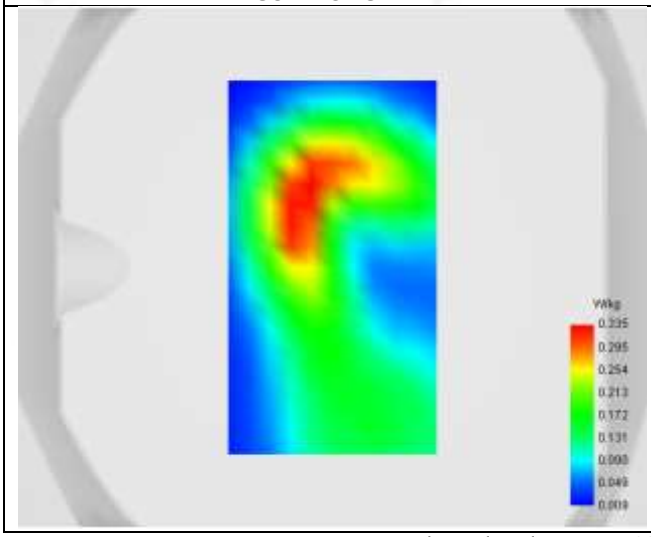	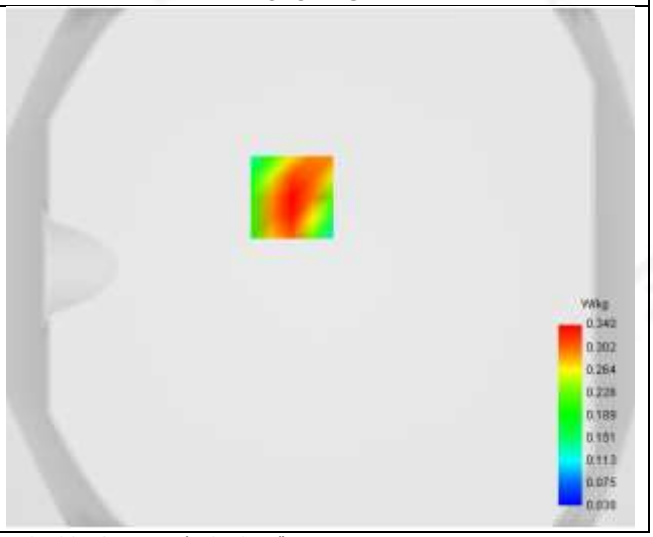

Maximum location: X=-11.00, Y=27.00 ; SAR Peak: 0.42 W/kg

D. SAR 1g & 10g

SAR 10g (W/Kg)	0.210
SAR 1g (W/Kg)	0.321
Horizontal validation criteria: minimum distance (mm)	16.000000
Vertical validation criteria: SAR ratio M2/M1 (%)	74.117647

E. Z Axis Scan

Z (mm)	0.00	4.00	9.00	14.00	19.00
SAR (W/Kg)	0.420	0.340	0.252	0.178	0.117

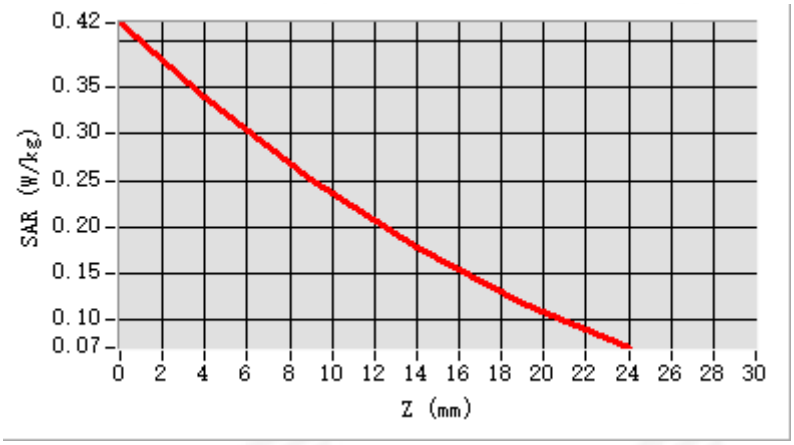

F. 3D Image

3D screen shot	Hot spot position
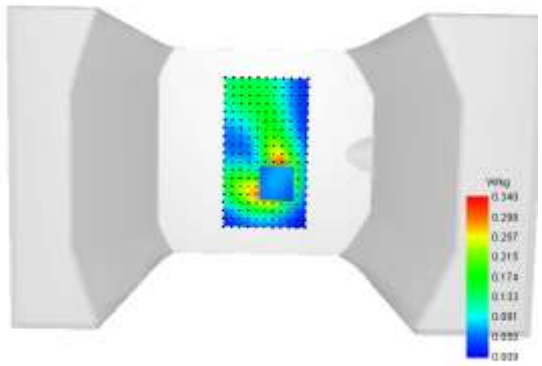	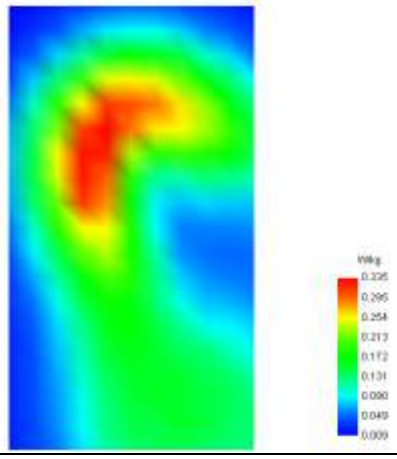

Plot 3: DUT: 5G mobile phone; EUT Model: VTL-202402

Test Date	2025-04-12
ConvF	1.44
Probe	SN 08/21 EPGO352
Area Scan	dx=8mm dy=8mm, Complete
Zoom Scan	5x5x7,dx=8mm dy=8mm dz=5.0mm,Complete
Phantom	Validation plane
Device Position	Back Side
Band	GPRS 850_ANT11
Signal	Duty Cycle: 2.00 (Crest factor: 2.0)
Frequency (MHz)	848.8
Relative permittivity (real part)	41.01
Conductivity (S/m)	0.91

SURFACE SAR	VOLUME SAR
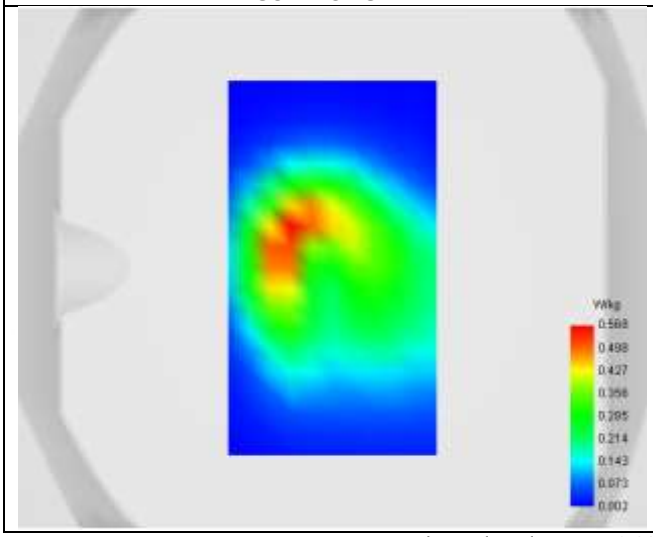	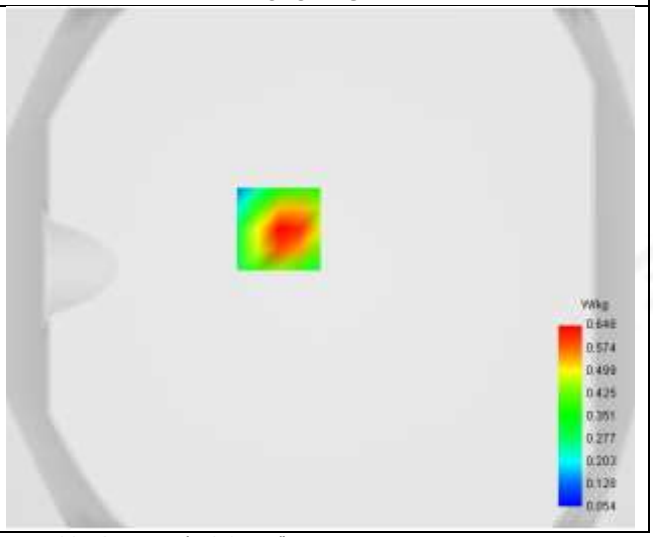

Maximum location: X=-16.00, Y=15.00 ; SAR Peak: 0.94 W/kg

D. SAR 1g & 10g

SAR 10g (W/Kg)	0.357
SAR 1g (W/Kg)	0.617
Horizontal validation criteria: minimum distance (mm)	16.000000
Vertical validation criteria: SAR ratio M2/M1 (%)	64.197530

E. Z Axis Scan

Z (mm)	0.00	4.00	9.00	14.00	19.00
SAR (W/Kg)	0.916	0.648	0.416	0.269	0.178

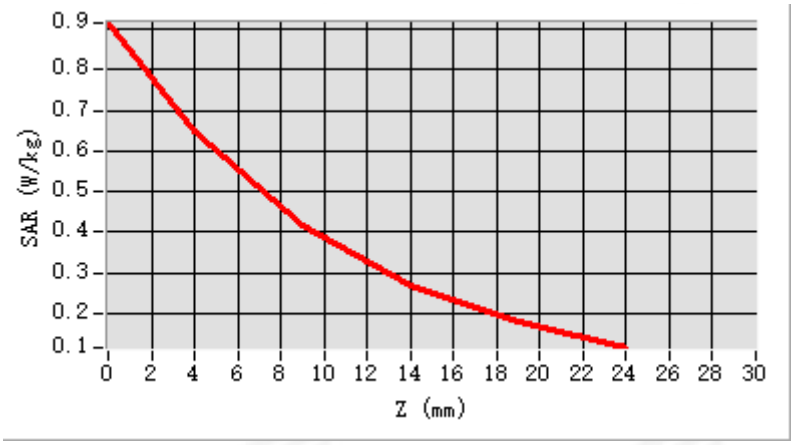

F. 3D Image

3D screen shot	Hot spot position
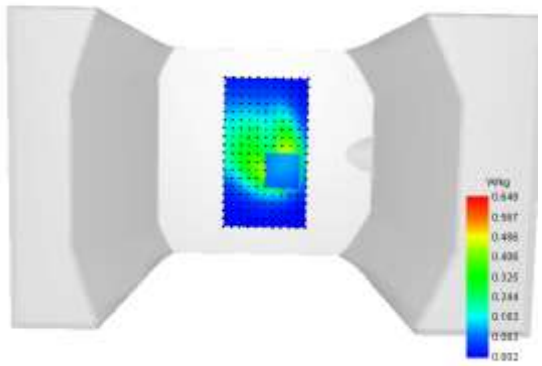	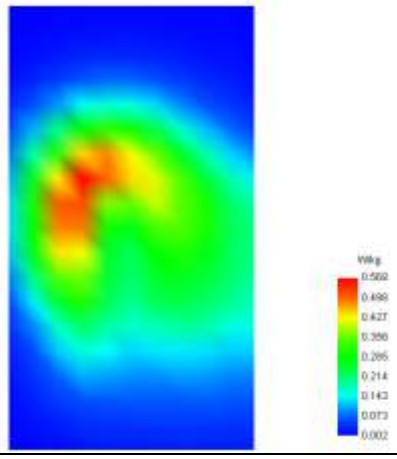

Plot 4: DUT: 5G mobile phone; EUT Model: VTL-202402

Test Date	2025-04-12
ConvF	1.44
Probe	SN 08/21 EPGO352
Area Scan	dx=8mm dy=8mm, Complete
Zoom Scan	5x5x7,dx=8mm dy=8mm dz=5.0mm,Complete
Phantom	Validation plane
Device Position	Back Side
Band	GPRS 850_ANT11
Signal	Duty Cycle: 2.00 (Crest factor: 2.0)
Frequency (MHz)	848.8
Relative permittivity (real part)	41.01
Conductivity (S/m)	0.91

SURFACE SAR	VOLUME SAR
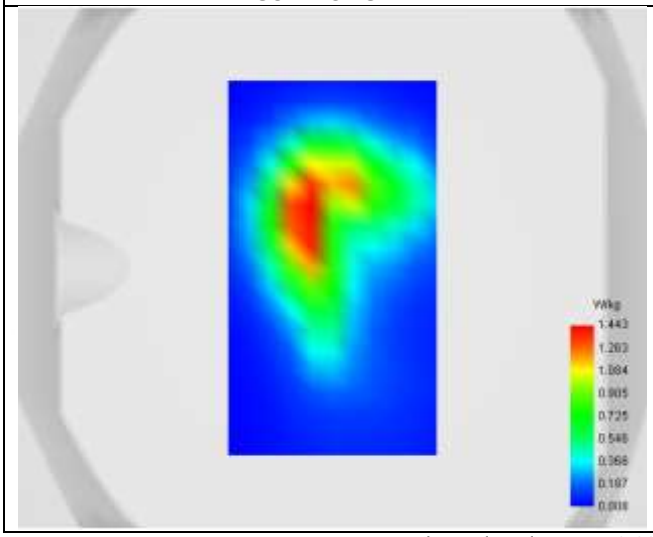	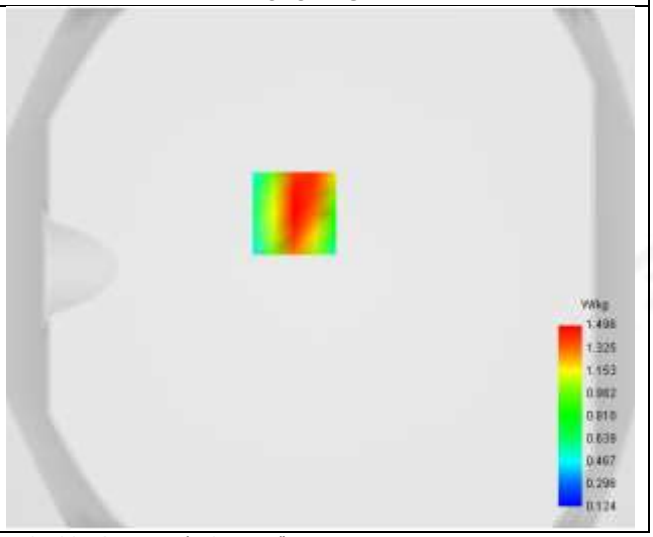

Maximum location: X=-10.00, Y=21.00 ; SAR Peak: 2.41 W/kg

D. SAR 1g & 10g

SAR 10g (W/Kg)	0.823
SAR 1g (W/Kg)	1.462
Horizontal validation criteria: minimum distance (mm)	16.000000
Vertical validation criteria: SAR ratio M2/M1 (%)	67.914438

E. Z Axis Scan

Z (mm)	0.00	4.00	9.00	14.00	19.00
SAR (W/Kg)	2.007	1.496	1.016	0.674	0.435

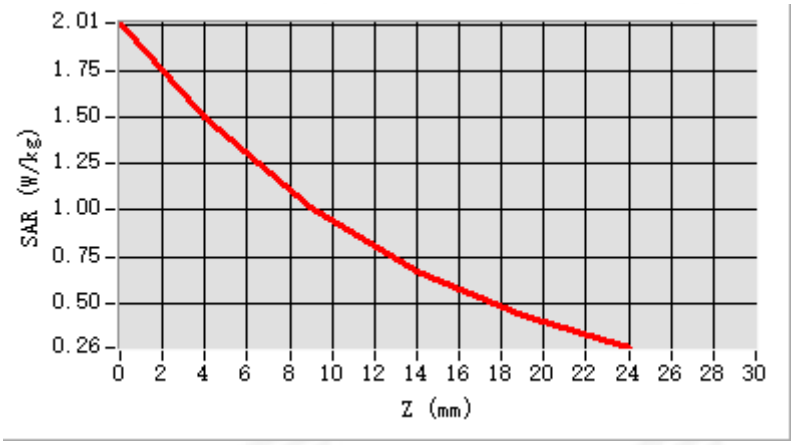

F. 3D Image

3D screen shot	Hot spot position
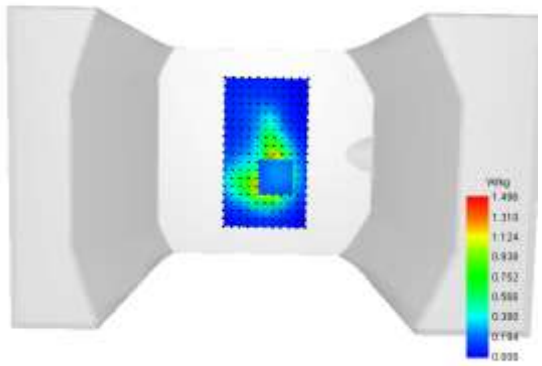	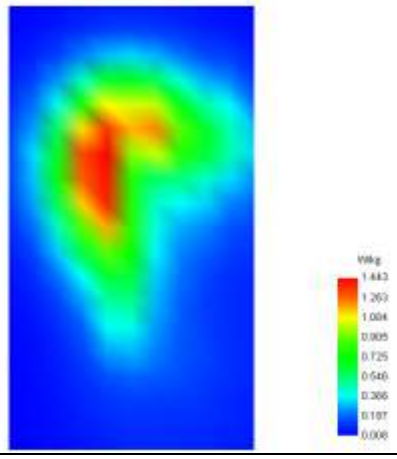

Plot 5: DUT: 5G mobile phone; EUT Model: VTL-202402

Test Date	2025-05-11
ConvF	1.44
Probe	SN 08/21 EPGO352
Area Scan	dx=8mm dy=8mm, Complete
Zoom Scan	5x5x7,dx=8mm dy=8mm dz=5.0mm,Complete
Phantom	Right Cheek
Device Position	Cheek
Band	GPRS 850_ANT8
Signal	Duty Cycle: 2.00 (Crest factor: 2.0)
Frequency (MHz)	848.8
Relative permittivity (real part)	41.01
Conductivity (S/m)	0.91

SURFACE SAR	VOLUME SAR
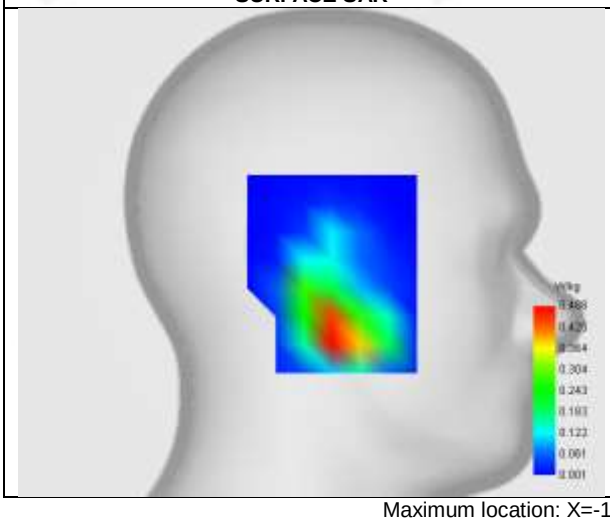	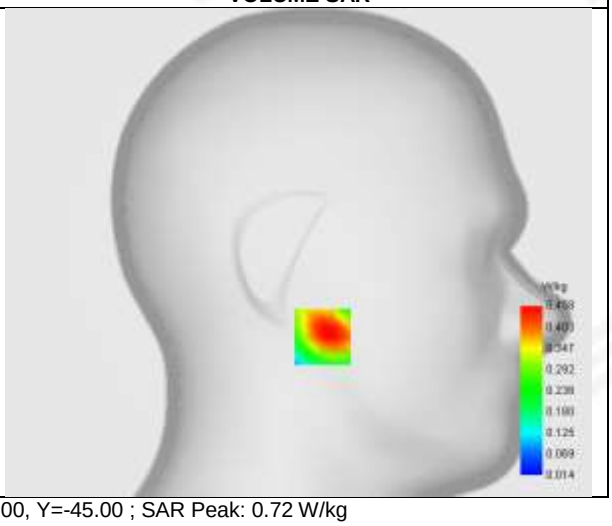

Maximum location: X=-13.00, Y=-45.00 ; SAR Peak: 0.72 W/kg

D. SAR 1g & 10g

SAR 10g (W/Kg)	0.234
SAR 1g (W/Kg)	0.433
Horizontal validation criteria: minimum distance (mm)	16.000000
Vertical validation criteria: SAR ratio M2/M1 (%)	49.122807

E. Z Axis Scan

Z (mm)	0.00	4.00	9.00	14.00	19.00
SAR (W/Kg)	0.948	0.458	0.224	0.138	0.066

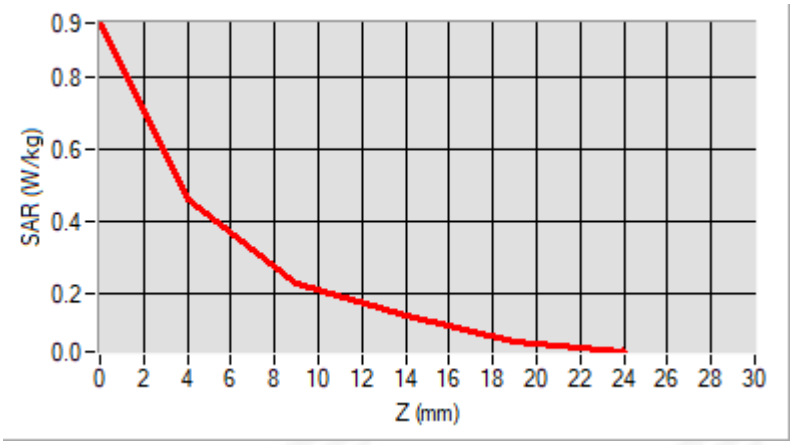

F. 3D Image

3D screen shot	Hot spot position
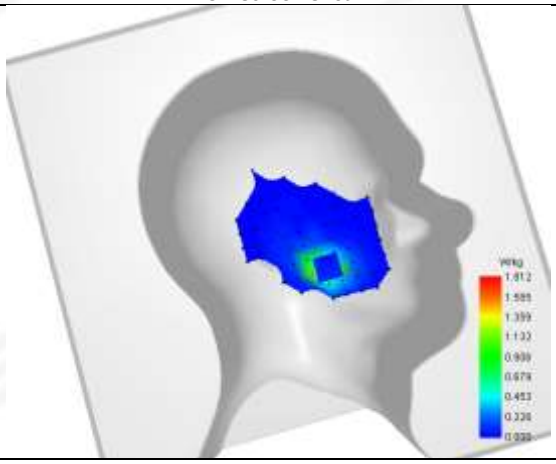	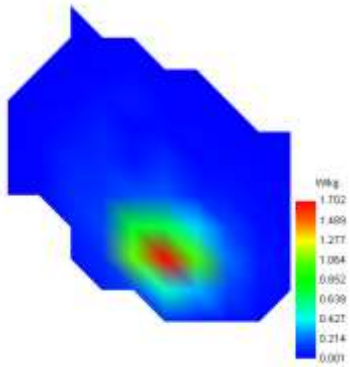

Plot 6: DUT: 5G mobile phone; EUT Model: VTL-202402

Test Date	2025-05-11
ConvF	1.44
Probe	SN 08/21 EPGO352
Area Scan	dx=8mm dy=8mm, Complete
Zoom Scan	5x5x7,dx=8mm dy=8mm dz=5.0mm,Complete
Phantom	Validation plane
Device Position	Back Side
Band	GPRS 850_ANT8
Signal	Duty Cycle: 2.00 (Crest factor: 2.0)
Frequency (MHz)	848.8
Relative permittivity (real part)	41.01
Conductivity (S/m)	0.91

SURFACE SAR	VOLUME SAR
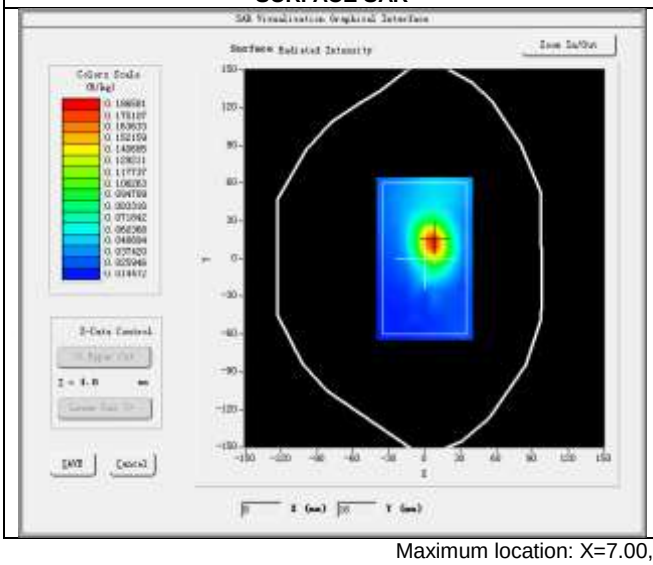	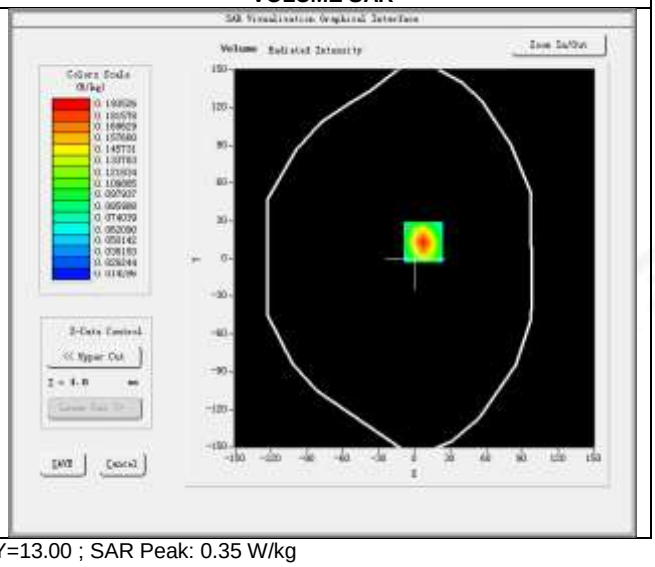

Maximum location: X=7.00, Y=13.00 ; SAR Peak: 0.35 W/kg

D. SAR 1g & 10g

SAR 10g (W/Kg)	0.093
SAR 1g (W/Kg)	0.241
Horizontal validation criteria: minimum distance (mm)	16.000000
Vertical validation criteria: SAR ratio M2/M1 (%)	44.845360

E. Z Axis Scan

Z (mm)	0.00	4.00	9.00	14.00	19.00	24.00	29.00
SAR (W/Kg)	0.359	0.194	0.087	0.055	0.038	0.025	0.021

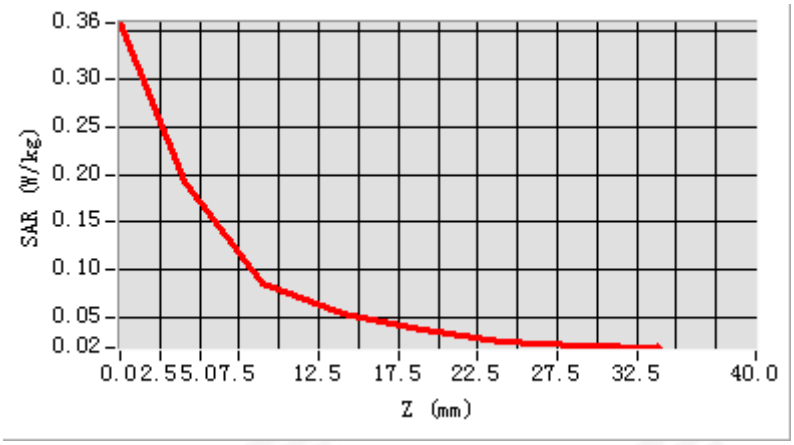

F. 3D Image

3D screen shot	Hot spot position
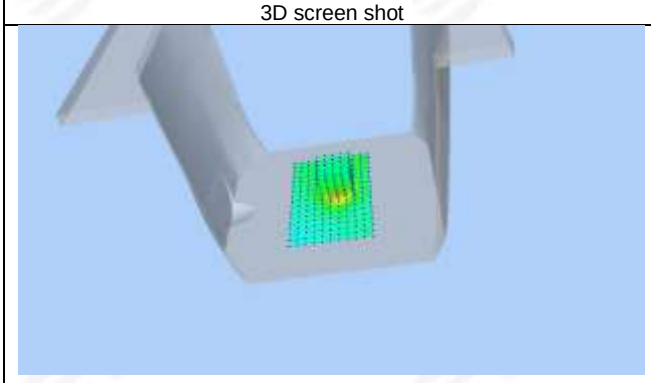	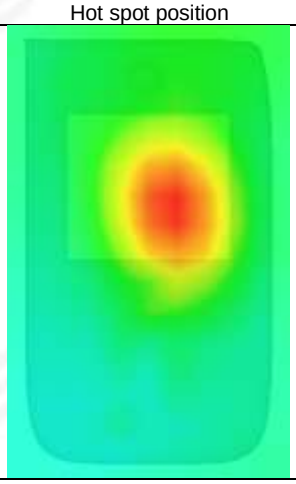

Plot 7: DUT: 5G mobile phone; EUT Model: VTL-202402

Test Date	2025-05-11
ConvF	1.44
Probe	SN 08/21 EPGO352
Area Scan	dx=8mm dy=8mm, Complete
Zoom Scan	5x5x7,dx=8mm dy=8mm dz=5.0mm,Complete
Phantom	Validation plane
Device Position	Back Side
Band	GPRS 850_ANT8
Signal	Duty Cycle: 2.00 (Crest factor: 2.0)
Frequency (MHz)	848.8
Relative permittivity (real part)	41.01
Conductivity (S/m)	0.91

SURFACE SAR	VOLUME SAR
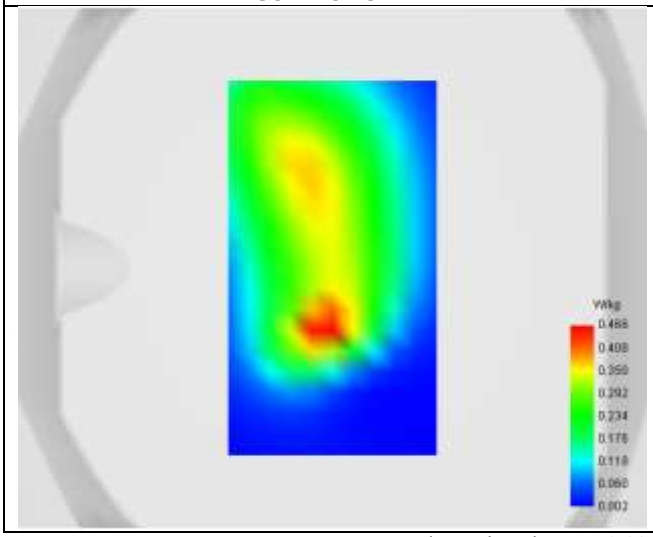	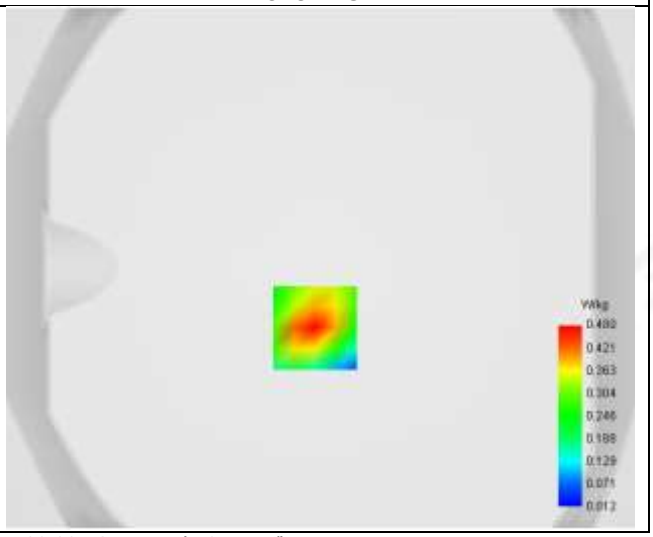

Maximum location: X=-2.00, Y=-23.00 ; SAR Peak: 0.74 W/kg

D. SAR 1g & 10g

SAR 10g (W/Kg)	0.237
SAR 1g (W/Kg)	0.415
Horizontal validation criteria: minimum distance (mm)	16.000000
Vertical validation criteria: SAR ratio M2/M1 (%)	57.776147

E. Z Axis Scan

Z (mm)	0.00	4.00	9.00	14.00	19.00	24.00	29.00
SAR (W/Kg)	0.737	0.480	0.277	0.172	0.105	0.067	0.044

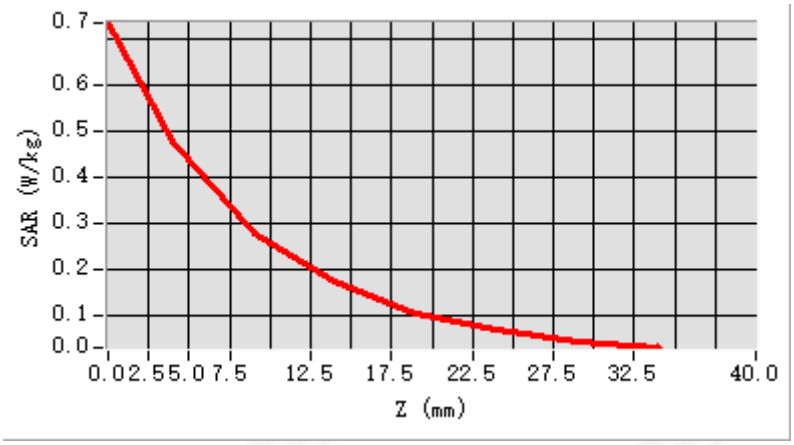

F. 3D Image

3D screen shot	Hot spot position
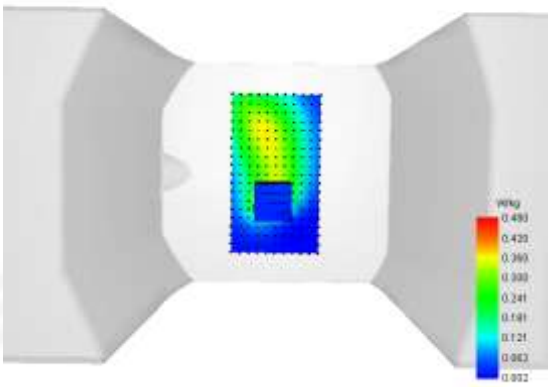	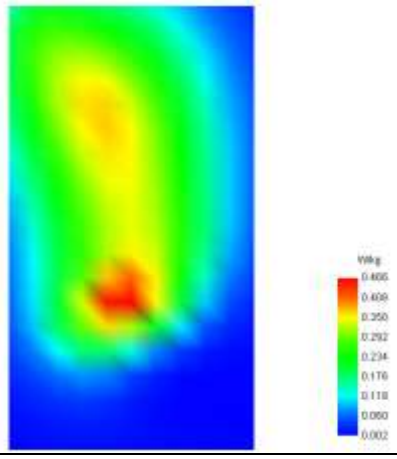

Plot 8: DUT: 5G mobile phone; EUT Model: VTL-202402

Test Date	2025-05-11
ConvF	1.44
Probe	SN 08/21 EPGO352
Area Scan	dx=8mm dy=8mm, Complete
Zoom Scan	5x5x7,dx=8mm dy=8mm dz=5.0mm,Complete
Phantom	Validation plane
Device Position	Back Side
Band	GPRS 850_ANT8
Signal	Duty Cycle: 2.00 (Crest factor: 2.0)
Frequency (MHz)	848.8
Relative permittivity (real part)	41.01
Conductivity (S/m)	0.91

SURFACE SAR	VOLUME SAR
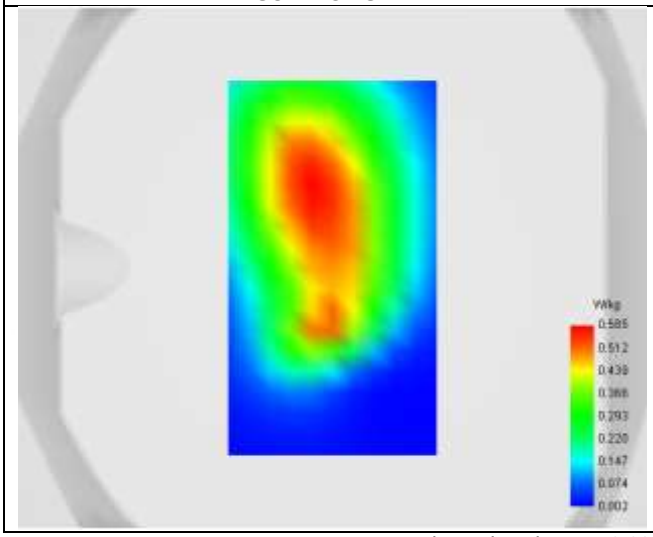	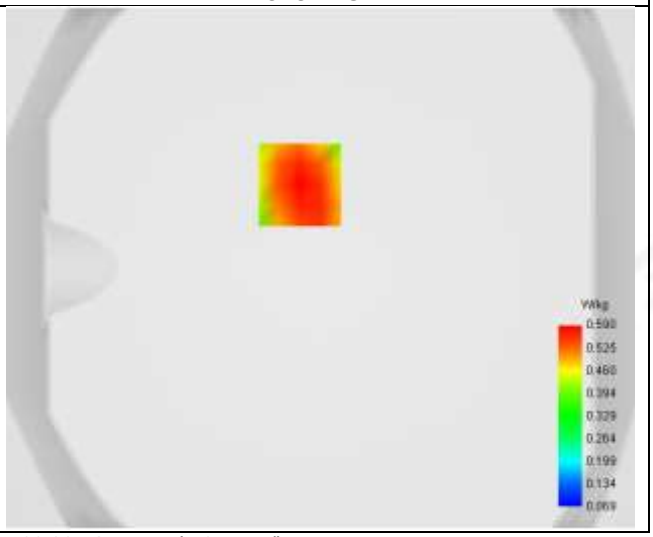

Maximum location: X=-8.00, Y=32.00 ; SAR Peak: 0.75 W/kg

D. SAR 1g & 10g

SAR 10g (W/Kg)	0.409
SAR 1g (W/Kg)	0.567
Horizontal validation criteria: minimum distance (mm)	0.000000
Vertical validation criteria: SAR ratio M2/M1 (%)	0.000000

E. Z Axis Scan

Z (mm)	0.00	4.00	9.00	14.00	19.00	24.00	29.00
SAR (W/Kg)	0.743	0.590	0.440	0.335	0.248	0.190	0.143

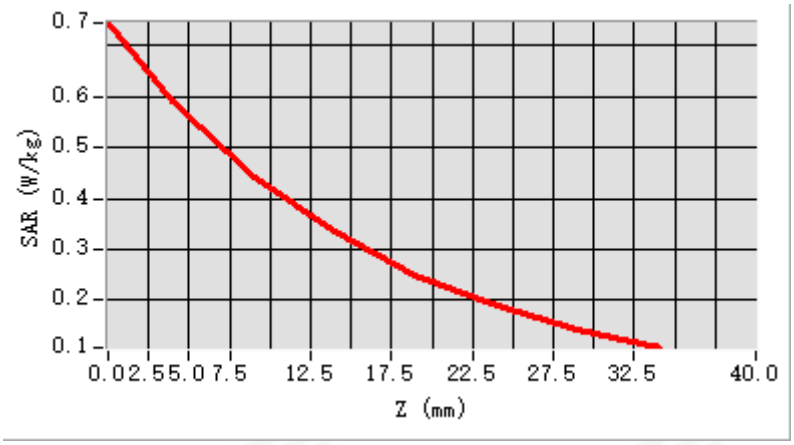

F. 3D Image

3D screen shot	Hot spot position
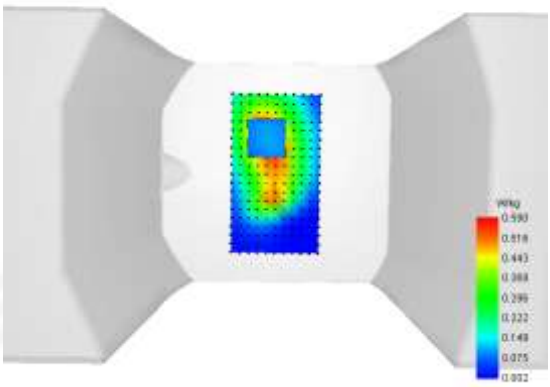	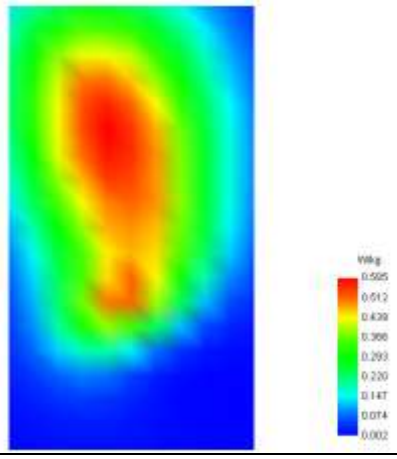

Plot 9: DUT: 5G mobile phone; EUT Model: VTL-202402

Test Date	2025-04-22
ConvF	1.72
Probe	SN 08/21 EPGO352
Area Scan	dx=8mm dy=8mm, Complete
Zoom Scan	5x5x7,dx=8mm dy=8mm dz=5.0mm,Complete
Phantom	Right head
Device Position	Cheek
Band	GPRS 1900_ANT11
Signal	Duty Cycle: 2.00 (Crest factor: 2.0)
Frequency (MHz)	1850.2
Relative permittivity (real part)	40.53
Conductivity (S/m)	1.39

SURFACE SAR	VOLUME SAR
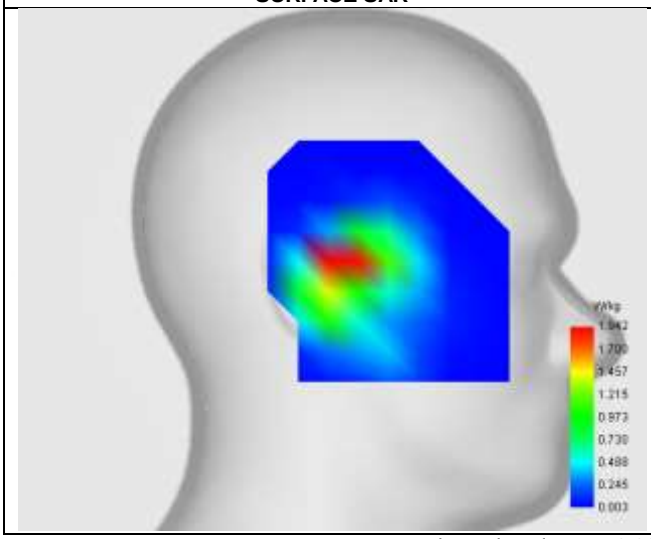	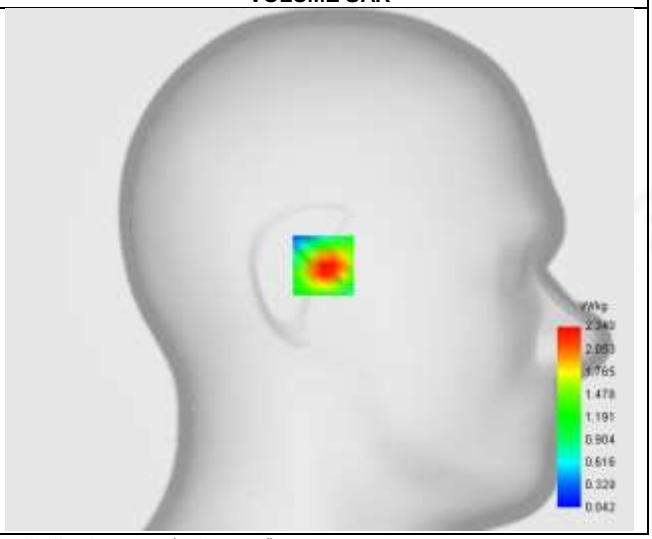

Maximum location: X=-2.00, Y=2.00 ; SAR Peak: 3.77 W/kg

D. SAR 1g & 10g

SAR 10g (W/Kg)	0.297
SAR 1g (W/Kg)	0.521
Horizontal validation criteria: minimum distance (mm)	16.000000
Vertical validation criteria: SAR ratio M2/M1 (%)	54.188034

E. Z Axis Scan

Z (mm)	0.00	4.00	9.00	14.00	19.00
SAR (W/Kg)	3.714	2.340	1.269	0.684	0.379

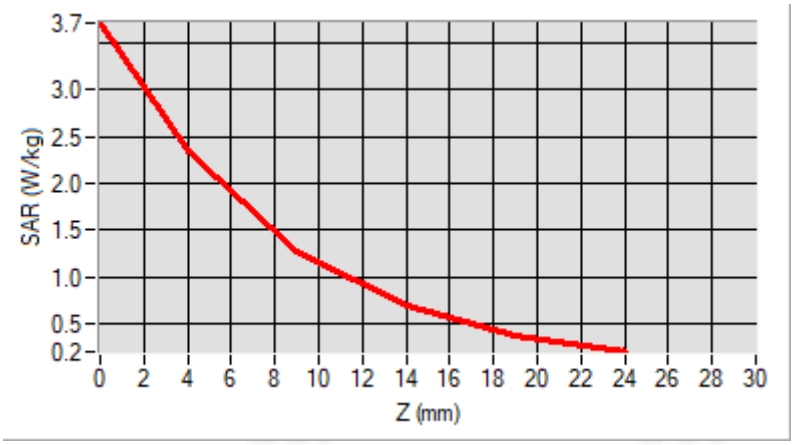

F. 3D Image

3D screen shot	Hot spot position
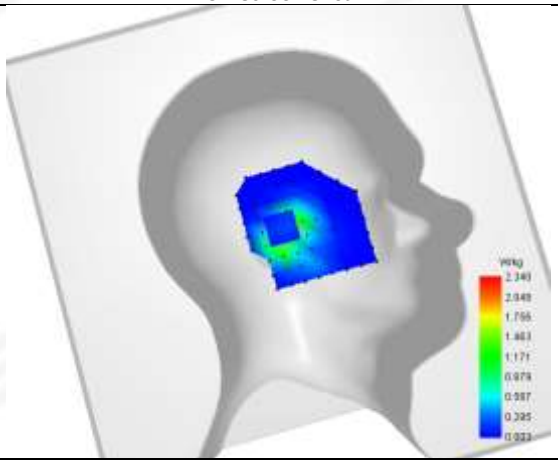	

Plot 10: DUT: 5G mobile phone; EUT Model: VTL-202402

Test Date	2025-04-22
ConvF	1.72
Probe	SN 08/21 EPGO352
Area Scan	dx=8mm dy=8mm, Complete
Zoom Scan	5x5x7,dx=8mm dy=8mm dz=5.0mm,Complete
Phantom	Validation plane
Device Position	Back Side
Band	GPRS 1900_ANT11
Signal	Duty Cycle: 2.00 (Crest factor: 2.0)
Frequency (MHz)	1850.2
Relative permittivity (real part)	40.53
Conductivity (S/m)	1.39

SURFACE SAR	VOLUME SAR
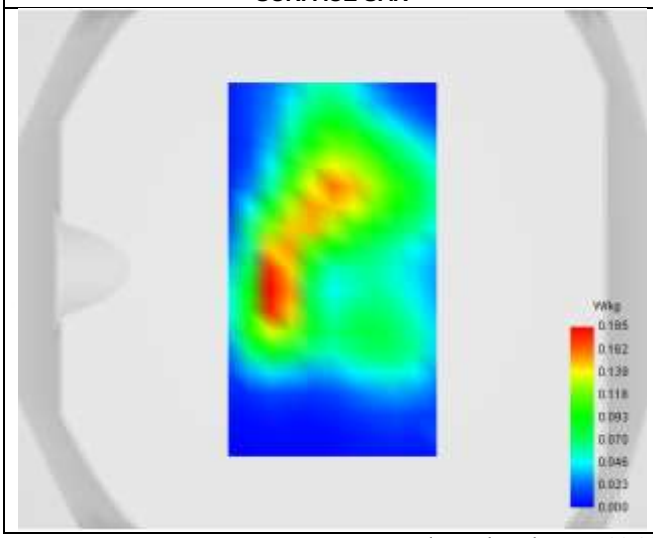	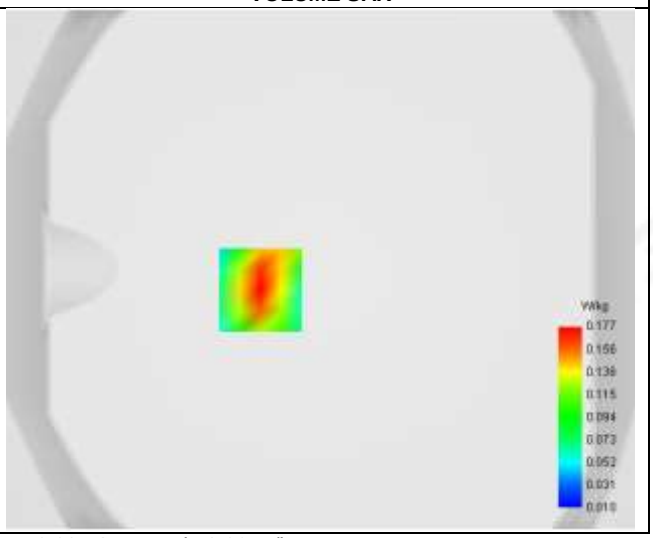

Maximum location: X=-23.00, Y=-8.00 ; SAR Peak: 0.26 W/kg

D. SAR 1g & 10g

SAR 10g (W/Kg)	0.093
SAR 1g (W/Kg)	0.156
Horizontal validation criteria: minimum distance (mm)	8.000000
Vertical validation criteria: SAR ratio M2/M1 (%)	60.451977

E. Z Axis Scan

Z (mm)	0.00	4.00	9.00	14.00	19.00
SAR (W/Kg)	0.263	0.177	0.107	0.066	0.042

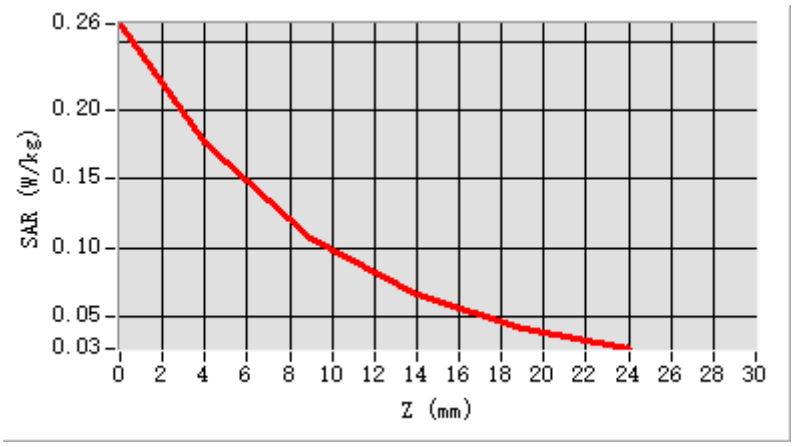

F. 3D Image

3D screen shot	Hot spot position
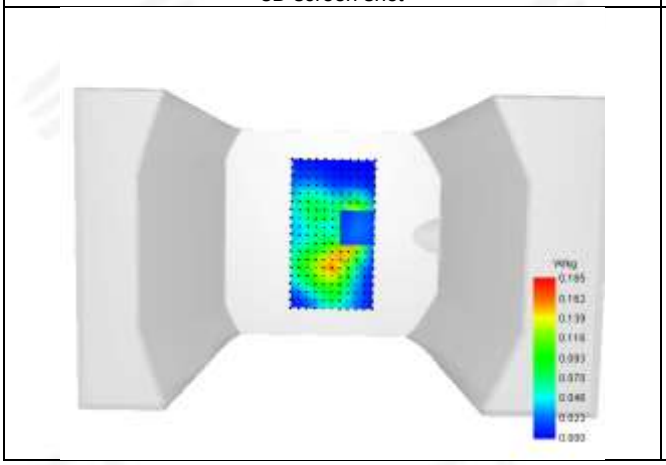	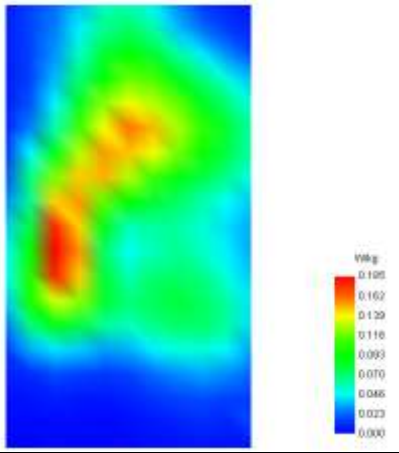

Plot 11: DUT: 5G mobile phone; EUT Model: VTL-202402

Test Date	2025-04-22
ConvF	1.72
Probe	SN 08/21 EPGO352
Area Scan	dx=8mm dy=8mm, Complete
Zoom Scan	5x5x7,dx=8mm dy=8mm dz=5.0mm,Complete
Phantom	Validation plane
Device Position	Back Side
Band	GPRS 1900_ANT11
Signal	Duty Cycle: 2.00 (Crest factor: 2.0)
Frequency (MHz)	1850.2
Relative permittivity (real part)	40.53
Conductivity (S/m)	1.39

SURFACE SAR	VOLUME SAR
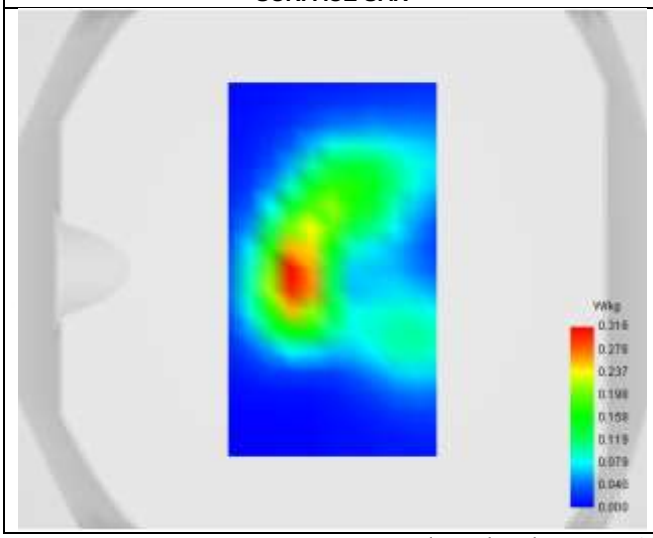	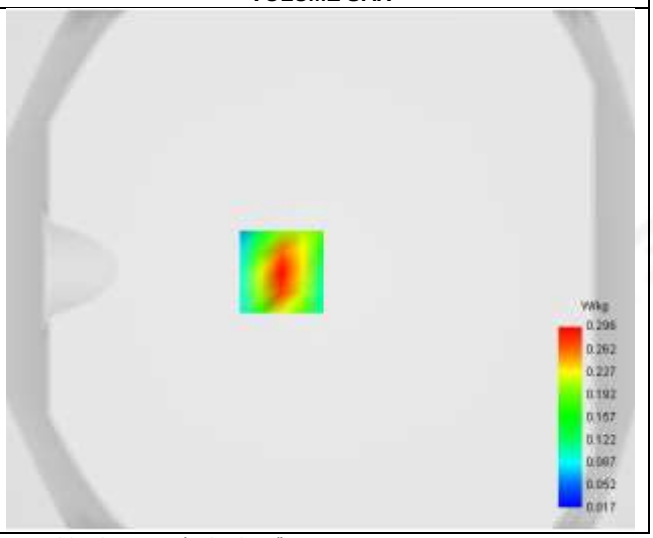

Maximum location: X=-15.00, Y=-1.00 ; SAR Peak: 0.43 W/kg

D. SAR 1g & 10g

SAR 10g (W/Kg)	0.154
SAR 1g (W/Kg)	0.275
Variation (%)	18.520
Horizontal validation criteria: minimum distance (mm)	8.000000
Vertical validation criteria: SAR ratio M2/M1 (%)	61.486486

E. Z Axis Scan

Z (mm)	0.00	4.00	9.00	14.00	19.00
SAR (W/Kg)	0.433	0.296	0.182	0.112	0.071

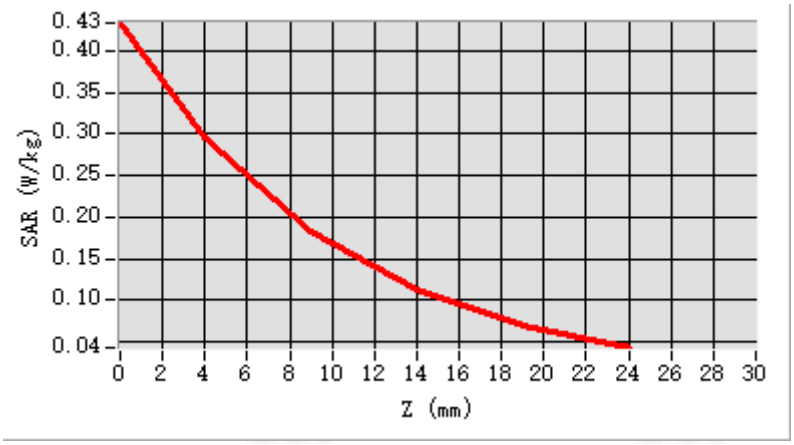

F. 3D Image

3D screen shot	Hot spot position
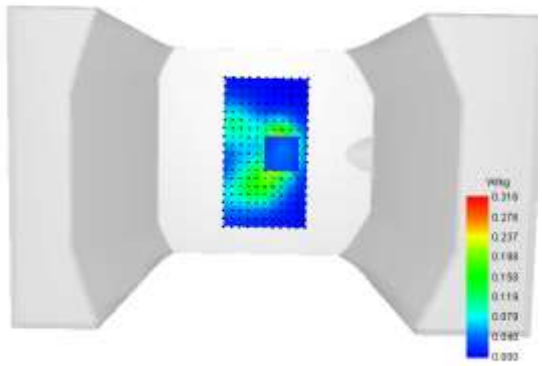	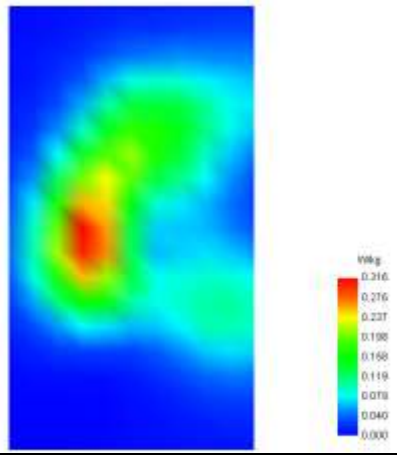

Plot 12: DUT: 5G mobile phone; EUT Model: VTL-202402

Test Date	2025-04-22
ConvF	1.72
Probe	SN 08/21 EPGO352
Area Scan	dx=8mm dy=8mm, Complete
Zoom Scan	5x5x7,dx=8mm dy=8mm dz=5.0mm,Complete
Phantom	Validation plane
Device Position	Back Side
Band	GPRS 1900_ANT11
Signal	Duty Cycle: 2.00 (Crest factor: 2.0)
Frequency (MHz)	1850.2
Relative permittivity (real part)	40.53
Conductivity (S/m)	1.39

SURFACE SAR	VOLUME SAR
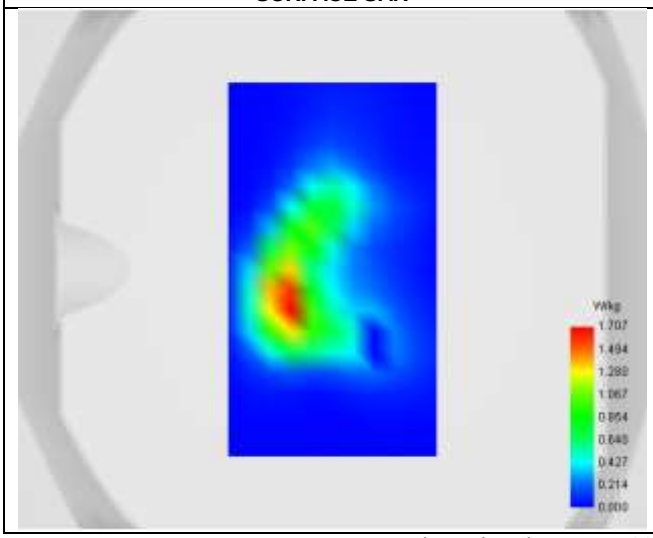	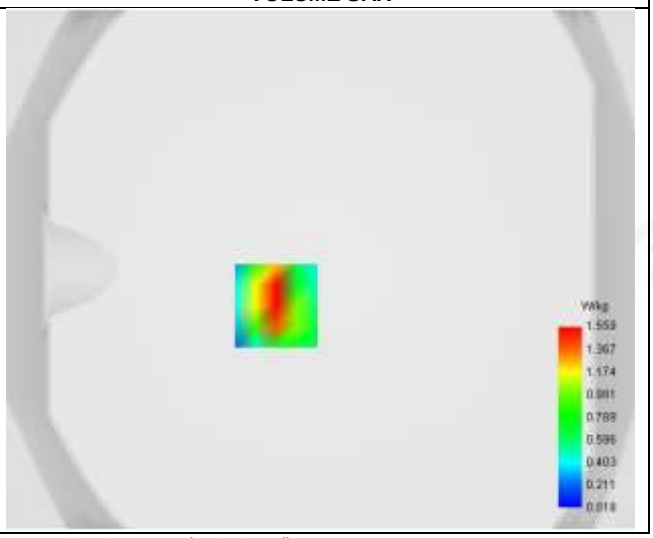

Maximum location: X=-17.00, Y=-14.00 ; SAR Peak: 2.72 W/kg

D. SAR 1g & 10g

SAR 10g (W/Kg)	0.709
SAR 1g (W/Kg)	1.466
Horizontal validation criteria: minimum distance (mm)	8.000000
Vertical validation criteria: SAR ratio M2/M1 (%)	53.961448

E. Z Axis Scan

Z (mm)	0.00	4.00	9.00	14.00	19.00	24.00	29.00
SAR (W/Kg)	2.739	1.559	0.744	0.396	0.253	0.124	0.088

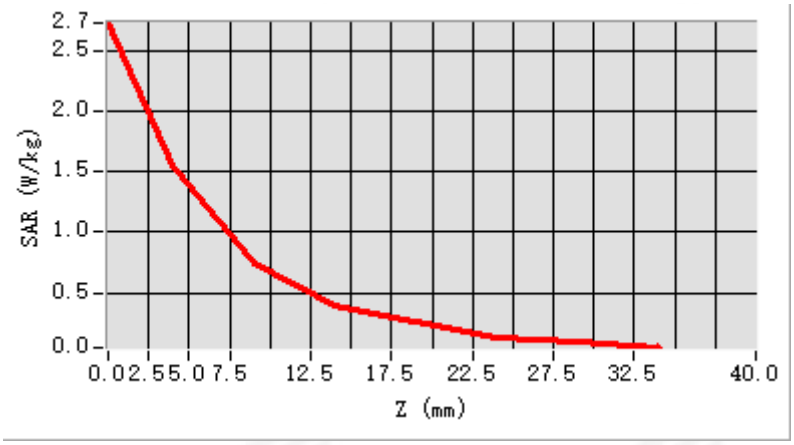

F. 3D Image

3D screen shot	Hot spot position
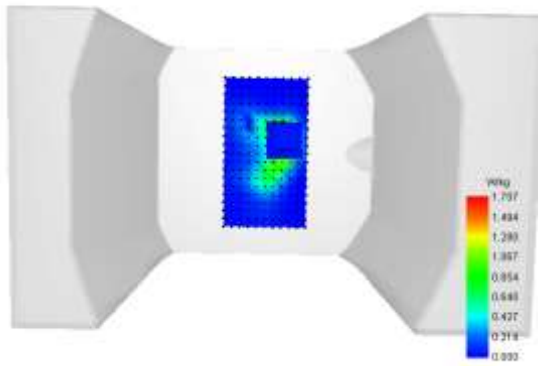	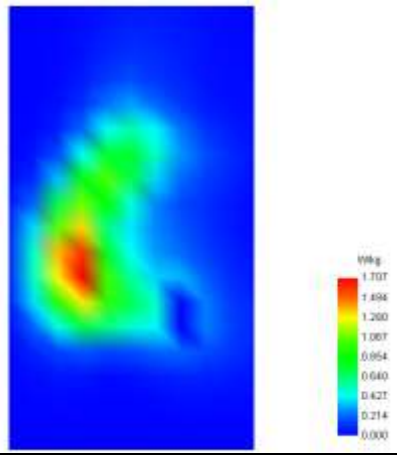

Plot 13: DUT: 5G mobile phone; EUT Model: VTL-202402

Test Date	2025-04-22
ConvF	1.72
Probe	SN 08/21 EPGO352
Area Scan	dx=8mm dy=8mm, Complete
Zoom Scan	5x5x7,dx=8mm dy=8mm dz=5.0mm,Complete
Phantom	Right head
Device Position	Cheek
Band	GPRS 1900_ANT8
Signal	Duty Cycle: 2.00 (Crest factor: 2.0)
Frequency (MHz)	1880
Relative permittivity (real part)	40.65
Conductivity (S/m)	1.46

SURFACE SAR	VOLUME SAR
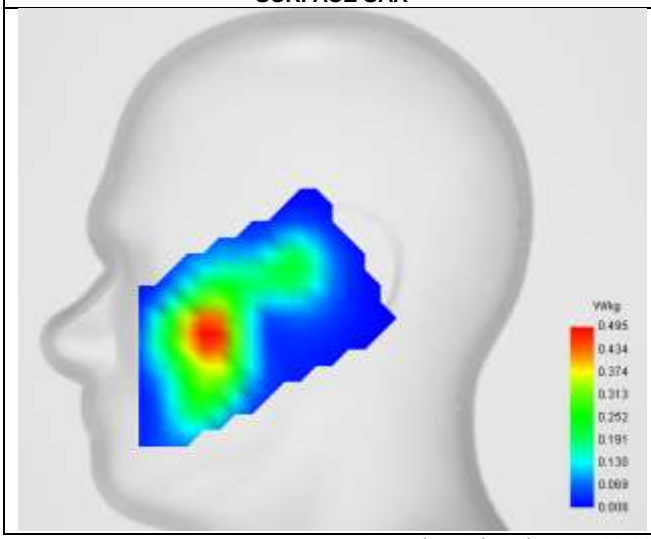	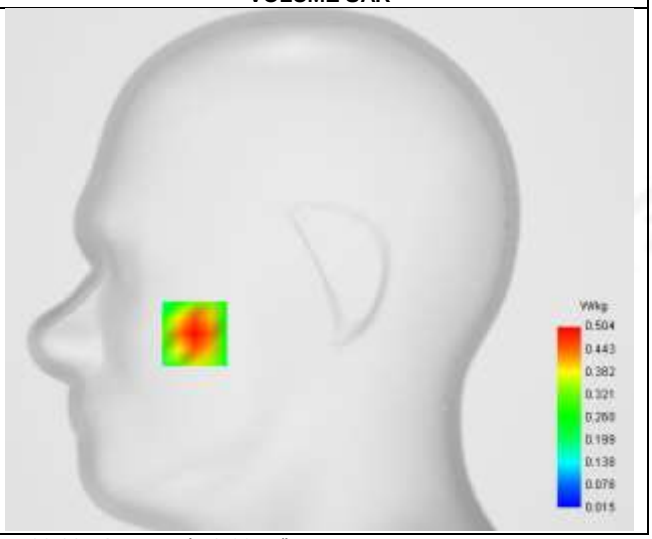

Maximum location: X=-62.00, Y=-32.00 ; SAR Peak: 0.66 W/kg

D. SAR 1g & 10g

SAR 10g (W/Kg)	0.300
SAR 1g (W/Kg)	0.564
Horizontal validation criteria: minimum distance (mm)	17.888544
Vertical validation criteria: SAR ratio M2/M1 (%)	71.433767

E. Z Axis Scan

Z (mm)	0.00	4.00	9.00	14.00	19.00	24.00	29.00
SAR (W/Kg)	0.651	0.504	0.360	0.256	0.174	0.115	0.073

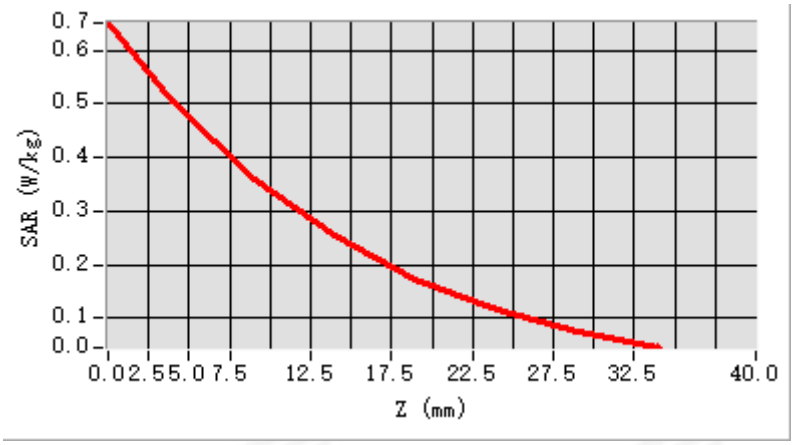

F. 3D Image

3D screen shot	Hot spot position
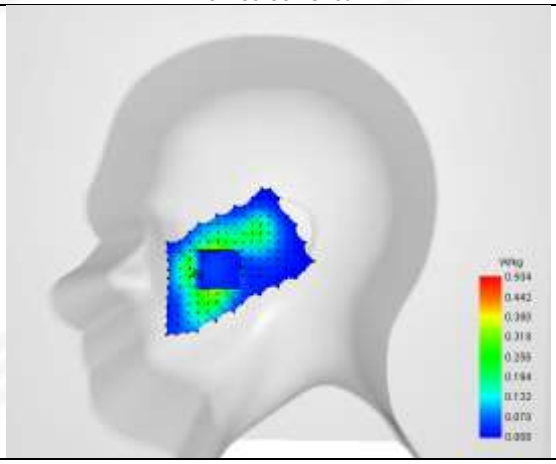	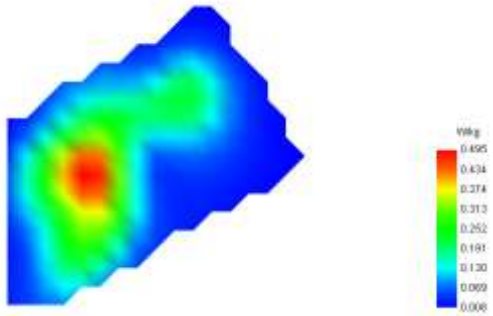

Plot 14: DUT: 5G mobile phone; EUT Model: VTL-202402

Test Date	2025-04-22
ConvF	1.72
Probe	SN 08/21 EPGO352
Area Scan	dx=8mm dy=8mm, Complete
Zoom Scan	5x5x7,dx=8mm dy=8mm dz=5.0mm,Complete
Phantom	Validation plane
Device Position	Back Side
Band	GPRS 1900_ANT8
Signal	Duty Cycle: 2.00 (Crest factor: 2.0)
Frequency (MHz)	1880
Relative permittivity (real part)	40.65
Conductivity (S/m)	1.46

SURFACE SAR	VOLUME SAR
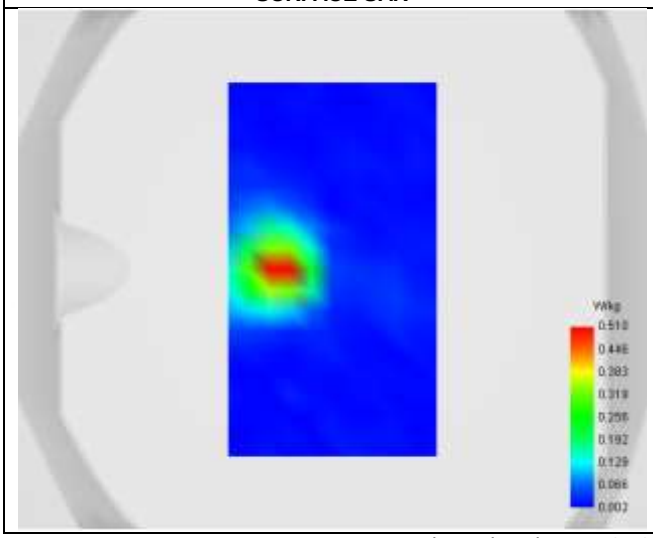	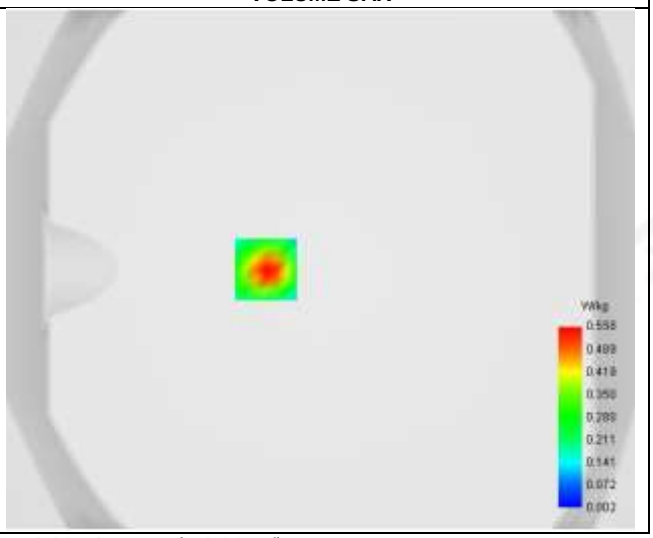

Maximum location: X=-21.00, Y=0.00 ; SAR Peak: 0.96 W/kg

D. SAR 1g & 10g

SAR 10g (W/Kg)	0.115
SAR 1g (W/Kg)	0.351
Horizontal validation criteria: minimum distance (mm)	11.313708
Vertical validation criteria: SAR ratio M2/M1 (%)	54.834146

E. Z Axis Scan

Z (mm)	0.00	2.00	4.00	6.00	8.00	10.00	12.00	14.00	16.00	18.00	20.00	22.00
SAR (W/Kg)	0.902	0.558	0.306	0.173	0.094	0.045	0.030	0.018	0.019	0.008	0.016	0.011

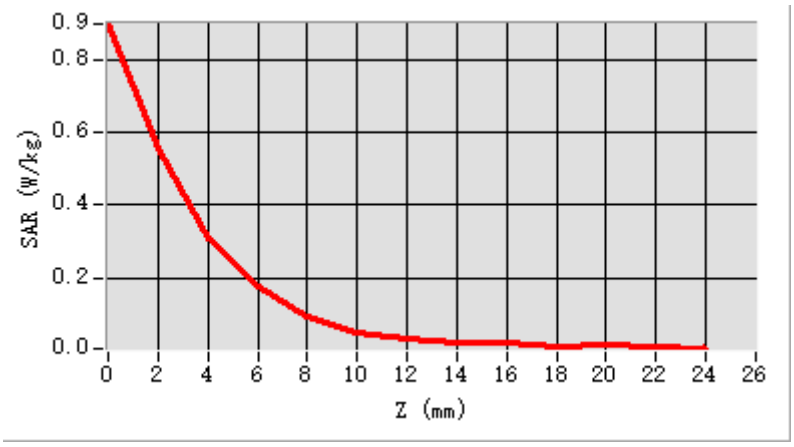

F. 3D Image

3D screen shot	Hot spot position
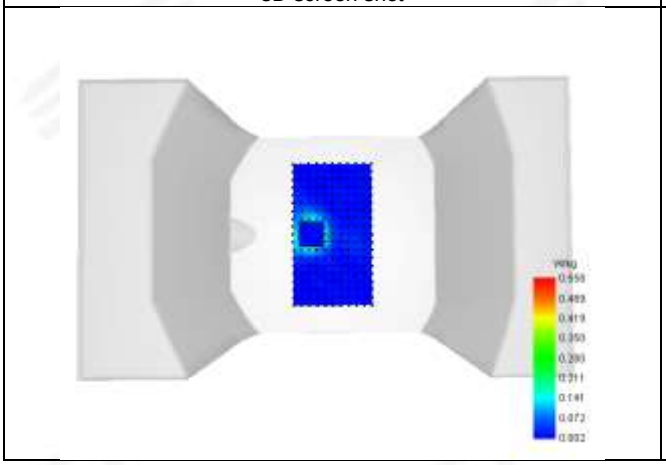	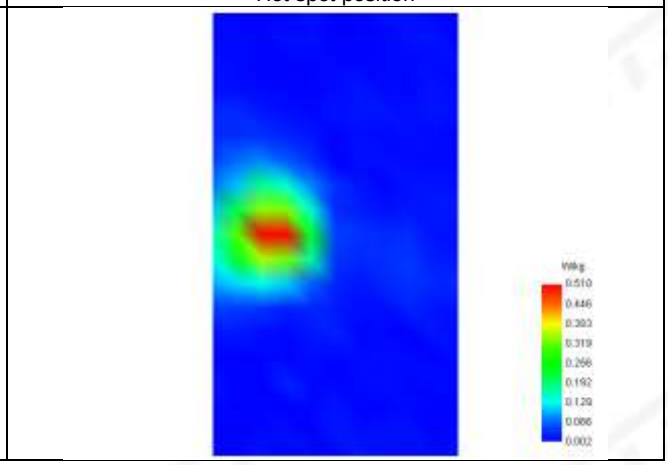

Plot 15: DUT: 5G mobile phone; EUT Model: VTL-202402

Test Date	2025-04-22
ConvF	1.72
Probe	SN 08/21 EPGO352
Area Scan	dx=8mm dy=8mm, Complete
Zoom Scan	5x5x7,dx=8mm dy=8mm dz=5.0mm,Complete
Phantom	Validation plane
Device Position	Back Side
Band	GPRS 1900_ANT8
Signal	Duty Cycle: 2.00 (Crest factor: 2.0)
Frequency (MHz)	1880
Relative permittivity (real part)	40.65
Conductivity (S/m)	1.46

SURFACE SAR	VOLUME SAR
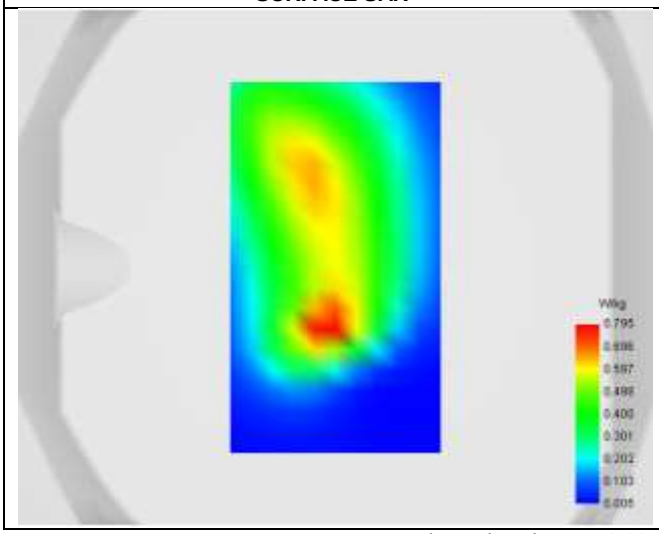	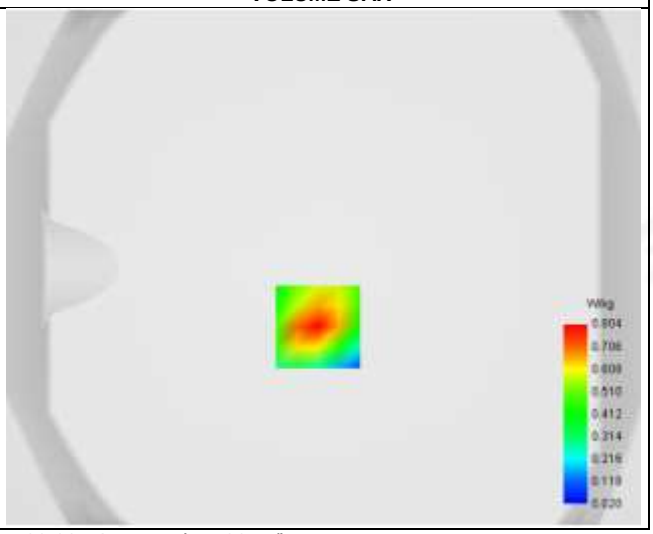

Maximum location: X=-2.00, Y=-23.00 ; SAR Peak: 1.23 W/kg

D. SAR 1g & 10g

SAR 10g (W/Kg)	0.395
SAR 1g (W/Kg)	0.683
Horizontal validation criteria: minimum distance (mm)	16.000000
Vertical validation criteria: SAR ratio M2/M1 (%)	58.009083

E. Z Axis Scan

Z (mm)	0.00	4.00	9.00	14.00	19.00	24.00	29.00
SAR (W/Kg)	1.236	0.804	0.466	0.285	0.178	0.114	0.074

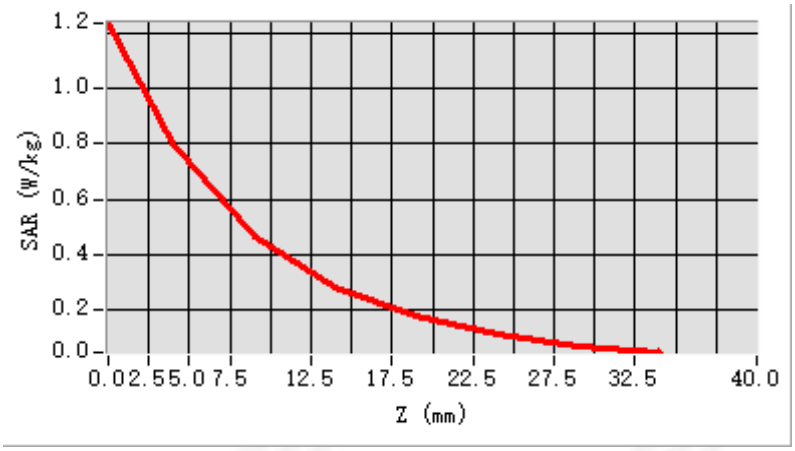

F. 3D Image

3D screen shot	Hot spot position
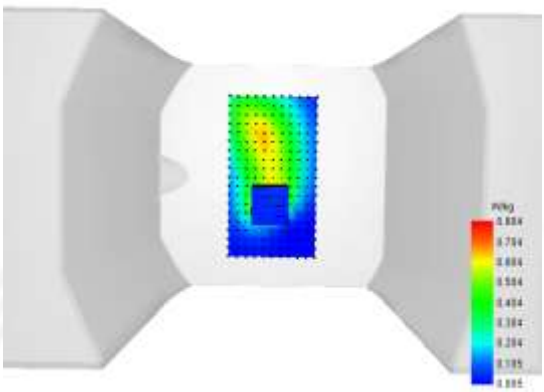	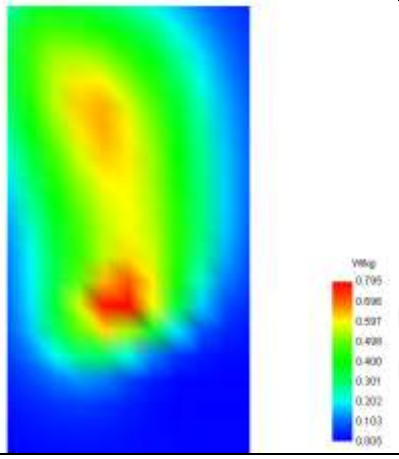

Plot 16: DUT: 5G mobile phone; EUT Model: VTL-202402

Test Date	2025-04-22
ConvF	1.72
Probe	SN 08/21 EPGO352
Area Scan	dx=8mm dy=8mm, Complete
Zoom Scan	5x5x7,dx=8mm dy=8mm dz=5.0mm,Complete
Phantom	Validation plane
Device Position	Back Side
Band	GPRS 1900_ANT8
Signal	Duty Cycle: 2.00 (Crest factor: 2.0)
Frequency (MHz)	1880
Relative permittivity (real part)	40.65
Conductivity (S/m)	1.46

SURFACE SAR	VOLUME SAR
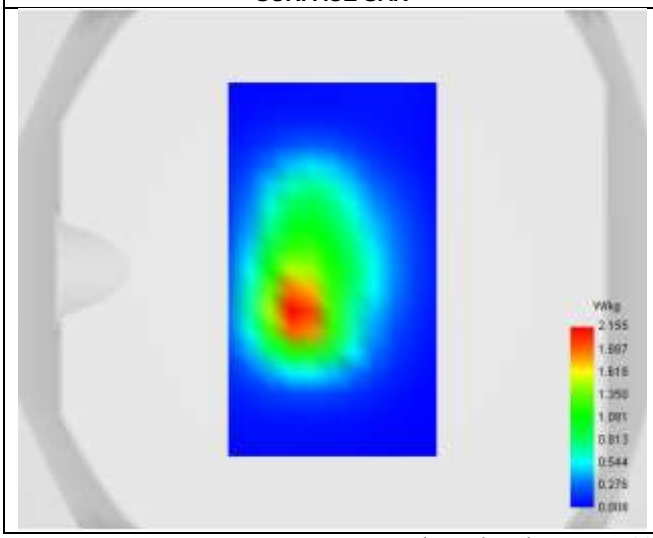	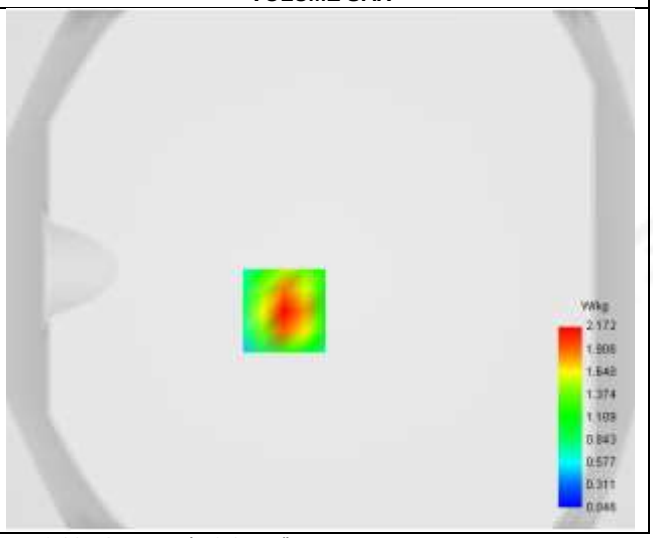

Maximum location: X=-14.00, Y=-16.00 ; SAR Peak: 3.27 W/kg

D. SAR 1g & 10g

SAR 10g (W/Kg)	0.984
SAR 1g (W/Kg)	2.039
Horizontal validation criteria: minimum distance (mm)	16.000000
Vertical validation criteria: SAR ratio M2/M1 (%)	58.842691

E. Z Axis Scan

Z (mm)	0.00	4.00	9.00	14.00	19.00	24.00	29.00
SAR (W/Kg)	3.279	2.172	1.278	0.762	0.460	0.277	0.167

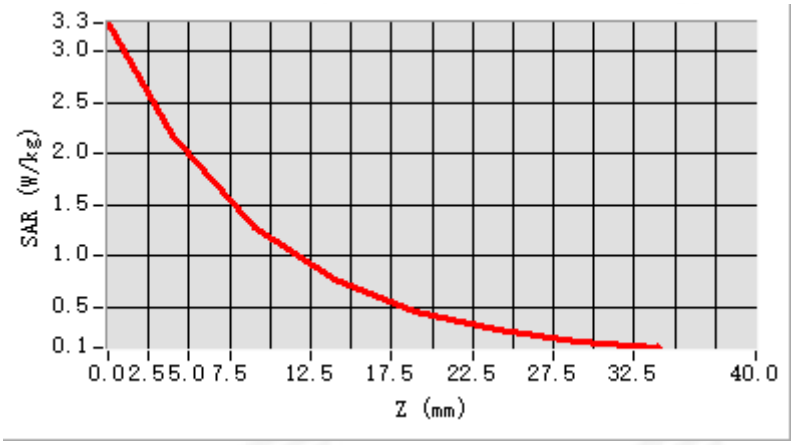

F. 3D Image

3D screen shot	Hot spot position
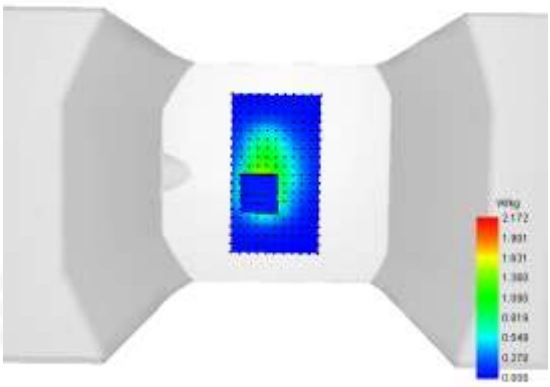	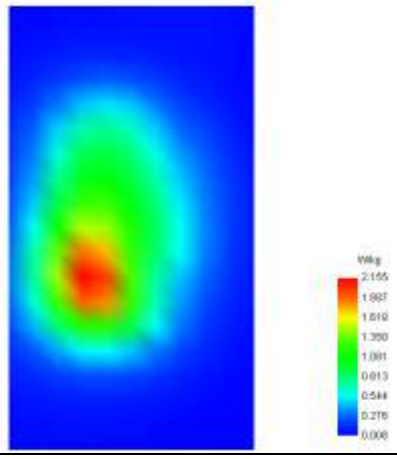

Plot 17: DUT: 5G mobile phone; EUT Model: VTL-202402

Test Date	2025-04-22
ConvF	1.72
Probe	SN 08/21 EPGO352
Area Scan	dx=8mm dy=8mm, Complete
Zoom Scan	5x5x7,dx=8mm dy=8mm dz=5.0mm,Complete
Phantom	Right head
Device Position	Cheek
Band	WCDMA II_ANT11
Signal	WCDMA (Crest factor: 1.0)
Frequency (MHz)	1852.4
Relative permittivity (real part)	41.30
Conductivity (S/m)	1.41

SURFACE SAR	VOLUME SAR
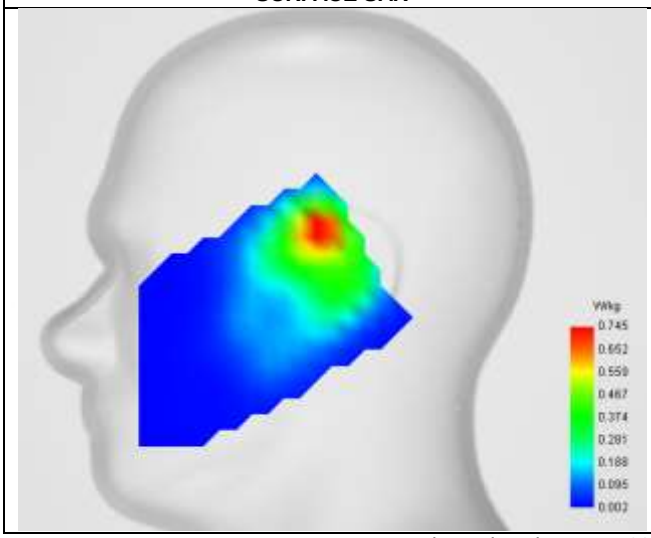	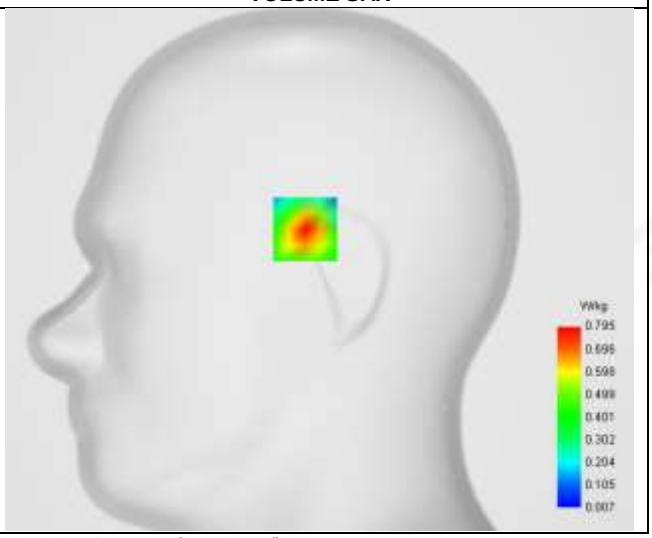

Maximum location: X=-7.00, Y=20.00 ; SAR Peak: 1.26 W/kg

D. SAR 1g & 10g

SAR 10g (W/Kg)	0.376
SAR 1g (W/Kg)	0.612
Horizontal validation criteria: minimum distance (mm)	16.000000
Vertical validation criteria: SAR ratio M2/M1 (%)	54.334130

E. Z Axis Scan

Z (mm)	0.00	4.00	9.00	14.00	19.00	24.00	29.00
SAR (W/Kg)	1.258	0.795	0.432	0.233	0.126	0.068	0.037

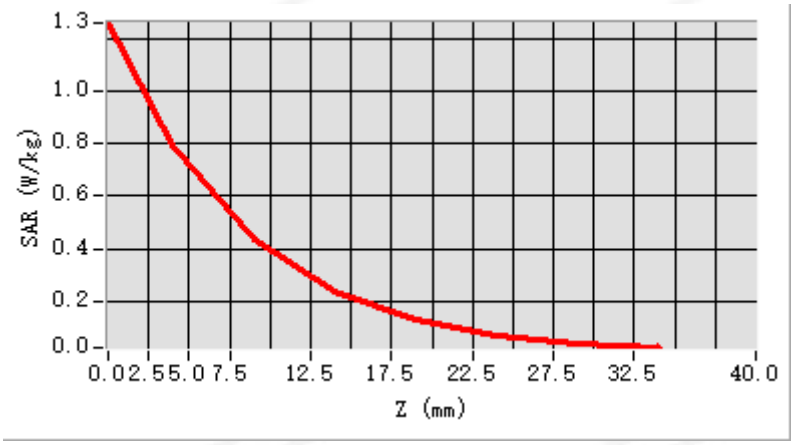

F. 3D Image

3D screen shot	Hot spot position
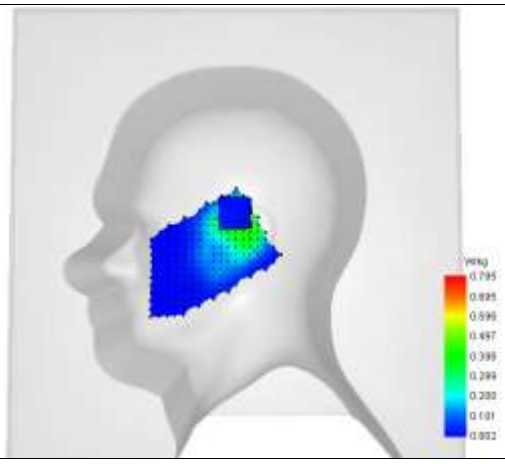	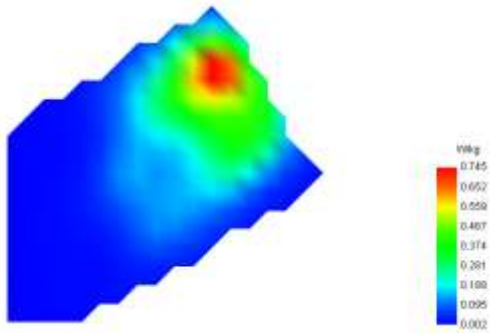

Plot 18: DUT: 5G mobile phone; EUT Model: VTL-202402

Test Date	2025-04-22
ConvF	1.72
Probe	SN 08/21 EPGO352
Area Scan	dx=8mm dy=8mm, Complete
Zoom Scan	5x5x7,dx=8mm dy=8mm dz=5.0mm,Complete
Phantom	Validation plane
Device Position	Back Side
Band	WCDMA II_ANT11
Signal	WCDMA (Crest factor: 1.0)
Frequency (MHz)	1852.4
Relative permittivity (real part)	41.30
Conductivity (S/m)	1.41

SURFACE SAR	VOLUME SAR
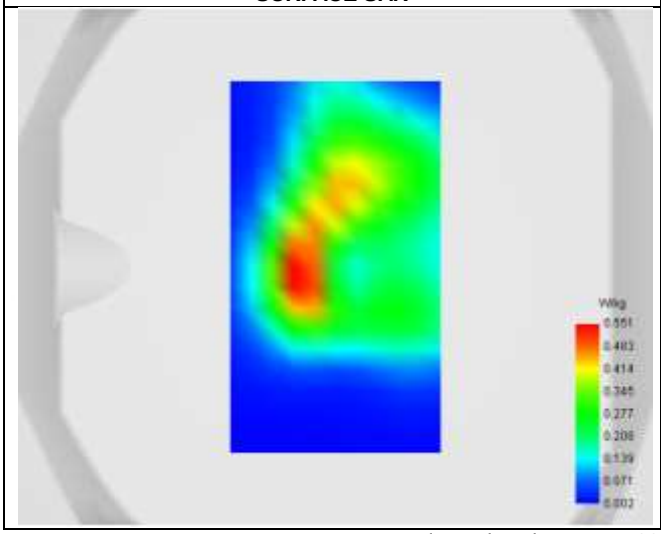	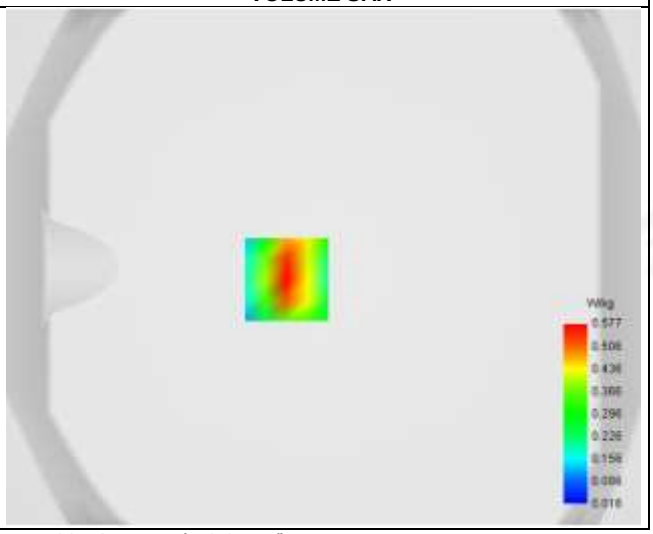

Maximum location: X=-14.00, Y=-5.00 ; SAR Peak: 0.84 W/kg

D. SAR 1g & 10g

SAR 10g (W/Kg)	0.146
SAR 1g (W/Kg)	0.395
Horizontal validation criteria: minimum distance (mm)	16.000000
Vertical validation criteria: SAR ratio M2/M1 (%)	62.053753

E. Z Axis Scan

Z (mm)	0.00	4.00	9.00	14.00	19.00	24.00	29.00
SAR (W/Kg)	0.835	0.577	0.358	0.222	0.138	0.086	0.053

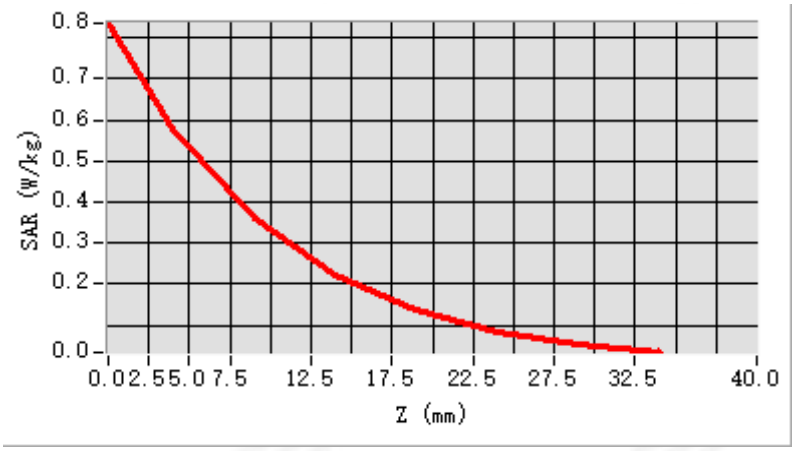

F. 3D Image

3D screen shot	Hot spot position
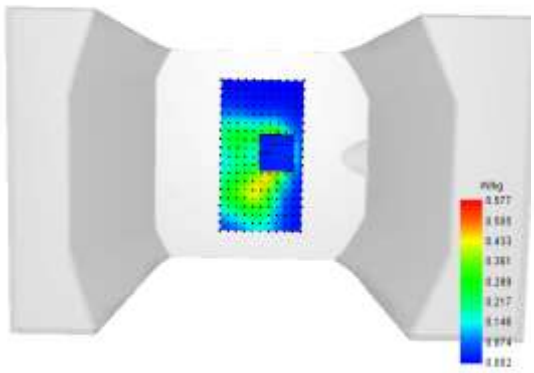	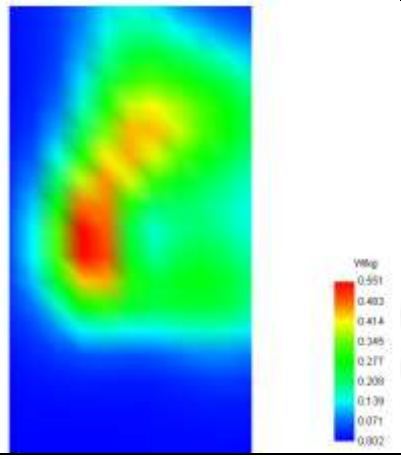

Plot 19: DUT: 5G mobile phone; EUT Model: VTL-202402

Test Date	2025-04-22
ConvF	1.72
Probe	SN 08/21 EPGO352
Area Scan	dx=8mm dy=8mm, Complete
Zoom Scan	5x5x7,dx=8mm dy=8mm dz=5.0mm,Complete
Phantom	Validation plane
Device Position	Back Side
Band	WCDMA II_ANT11
Signal	WCDMA (Crest factor: 1.0)
Frequency (MHz)	1852.4
Relative permittivity (real part)	41.30
Conductivity (S/m)	1.41

SURFACE SAR	VOLUME SAR
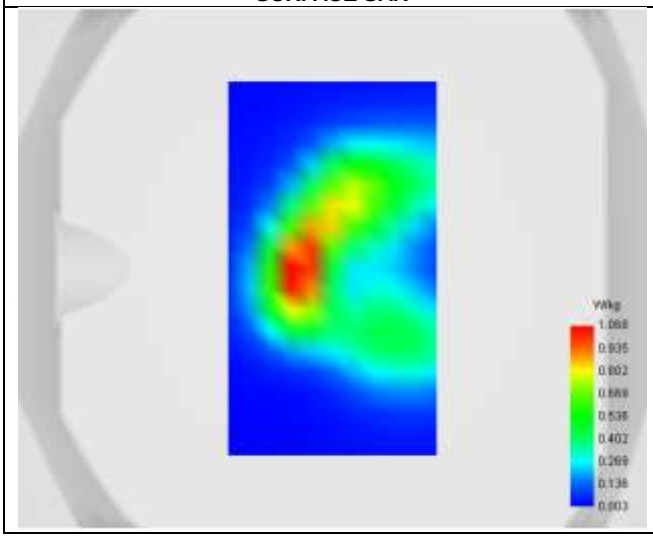	

Maximum location: X=-14.00, Y=-1.00 ; SAR Peak: 1.73 W/kg

D. SAR 1g & 10g

SAR 10g (W/Kg)	0.460
SAR 1g (W/Kg)	0.614
Horizontal validation criteria: minimum distance (mm)	16.000000
Vertical validation criteria: SAR ratio M2/M1 (%)	58.961409

E. Z Axis Scan

Z (mm)	0.00	4.00	9.00	14.00	19.00	24.00	29.00
SAR (W/Kg)	1.722	1.142	0.674	0.404	0.246	0.151	0.094

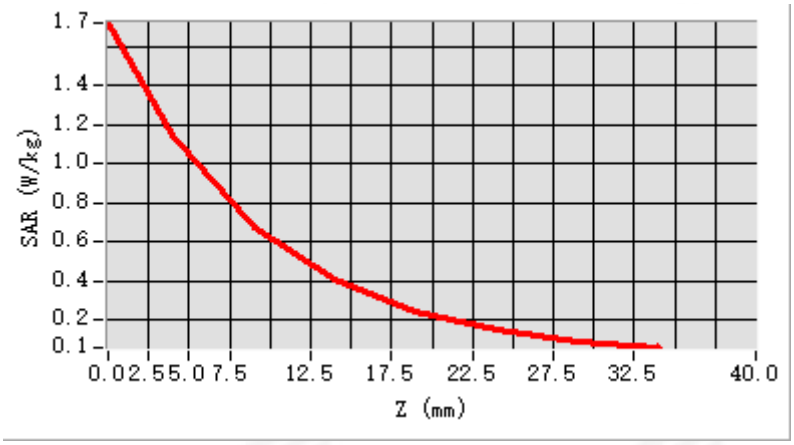

F. 3D Image

3D screen shot	Hot spot position
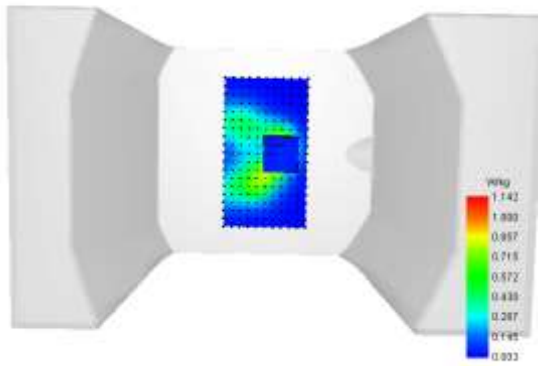	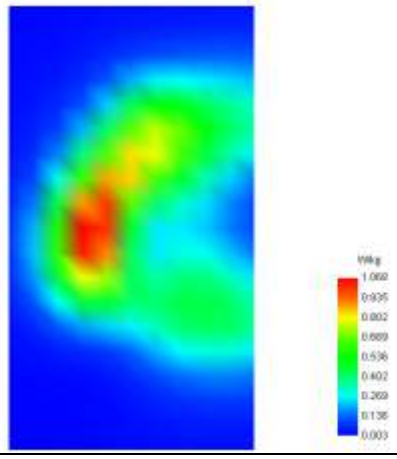

Plot 20: DUT: 5G mobile phone; EUT Model: VTL-202402

Test Date	2025-04-22
ConvF	1.72
Probe	SN 08/21 EPGO352
Area Scan	dx=8mm dy=8mm, Complete
Zoom Scan	5x5x7,dx=8mm dy=8mm dz=5.0mm,Complete
Phantom	Validation plane
Device Position	Back Side
Band	WCDMA II_ANT11
Signal	WCDMA (Crest factor: 1.0)
Frequency (MHz)	1852.4
Relative permittivity (real part)	41.30
Conductivity (S/m)	1.41

SURFACE SAR	VOLUME SAR
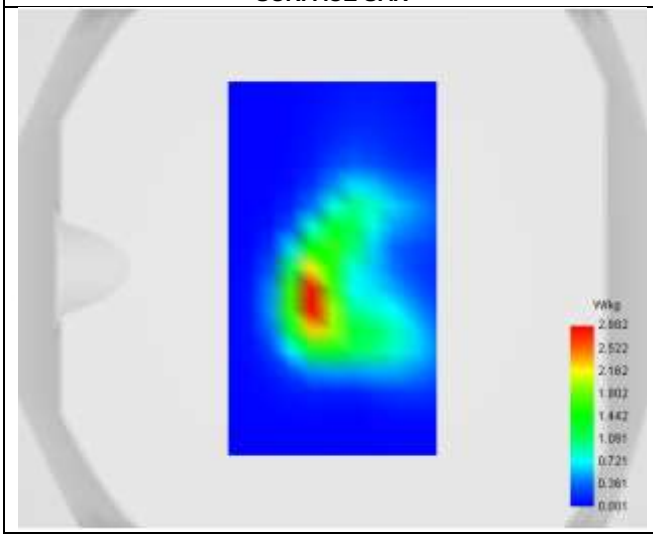	

Maximum location: X=-8.00, Y=-13.00 ; SAR Peak: 4.63 W/kg

D. SAR 1g & 10g

SAR 10g (W/Kg)	1.277
SAR 1g (W/Kg)	2.635
Horizontal validation criteria: minimum distance (mm)	11.313708
Vertical validation criteria: SAR ratio M2/M1 (%)	54.692465

E. Z Axis Scan

Z (mm)	0.00	4.00	9.00	14.00	19.00	24.00	29.00
SAR (W/Kg)	4.645	2.928	1.601	0.895	0.513	0.298	0.176

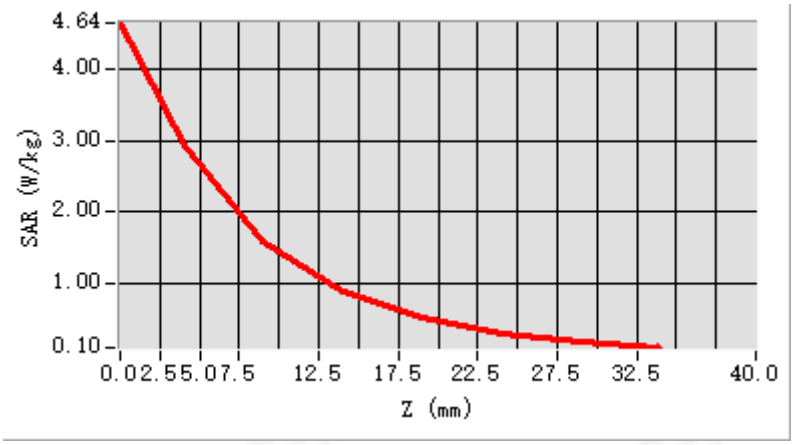

F. 3D Image

3D screen shot	Hot spot position
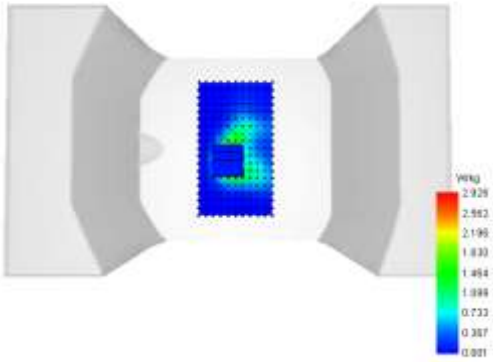	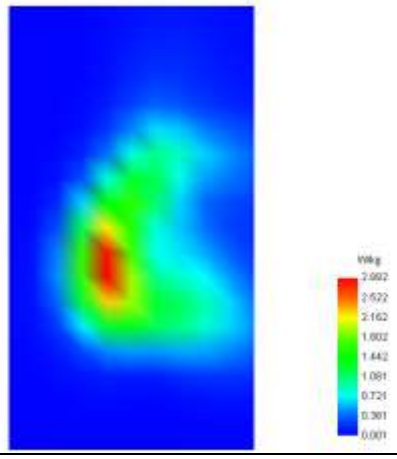

Plot 21: DUT: 5G mobile phone; EUT Model: VTL-202402

Test Date	2025-04-22
ConvF	1.72
Probe	SN 08/21 EPGO352
Area Scan	dx=8mm dy=8mm, Complete
Zoom Scan	5x5x7,dx=8mm dy=8mm dz=5.0mm,Complete
Phantom	Right head
Device Position	Cheek
Band	WCDMA II_ANT8
Signal	WCDMA (Crest factor: 1.0)
Frequency (MHz)	1880
Relative permittivity (real part)	40.65
Conductivity (S/m)	1.46

SURFACE SAR	VOLUME SAR
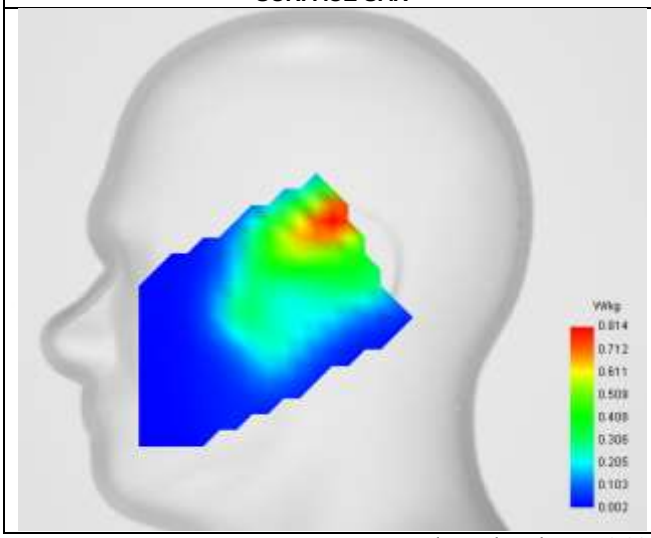	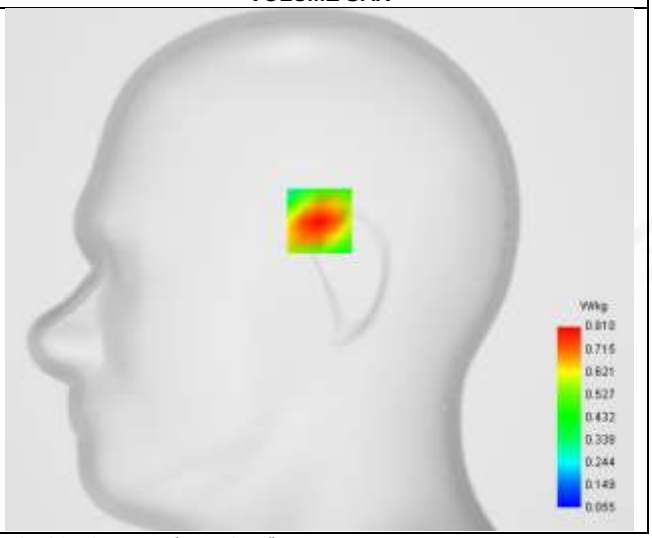

Maximum location: X=0.00, Y=24.00 ; SAR Peak: 1.16 W/kg

D. SAR 1g & 10g

SAR 10g (W/Kg)	0.456
SAR 1g (W/Kg)	0.662
Horizontal validation criteria: minimum distance (mm)	0.000000
Vertical validation criteria: SAR ratio M2/M1 (%)	0.000000

E. Z Axis Scan

Z (mm)	0.00	4.00	9.00	14.00	19.00
SAR (W/Kg)	1.159	0.810	0.509	0.320	0.203

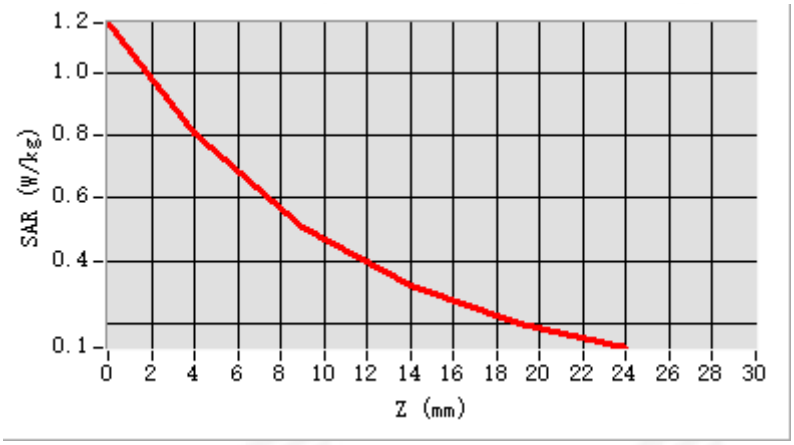

F. 3D Image

3D screen shot	Hot spot position
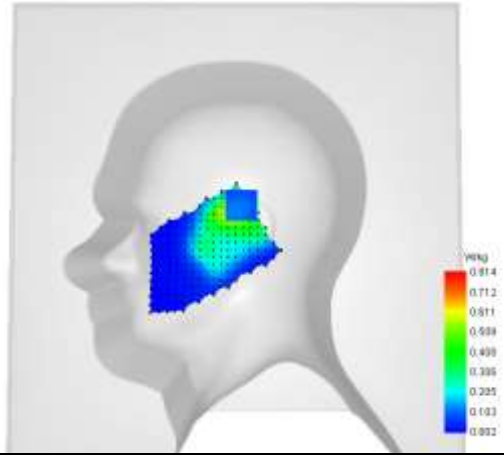	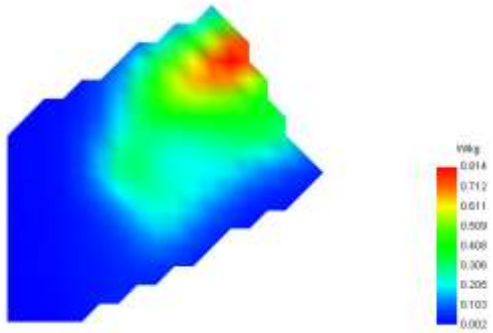

Plot 22: DUT: 5G mobile phone; EUT Model: VTL-202402

Test Date	2025-04-22
ConvF	1.72
Probe	SN 08/21 EPGO352
Area Scan	dx=8mm dy=8mm, Complete
Zoom Scan	5x5x7,dx=8mm dy=8mm dz=5.0mm,Complete
Phantom	Validation plane
Device Position	Back Side
Band	WCDMA II_ANT8
Signal	WCDMA (Crest factor: 1.0)
Frequency (MHz)	1880
Relative permittivity (real part)	40.65
Conductivity (S/m)	1.46

SURFACE SAR	VOLUME SAR
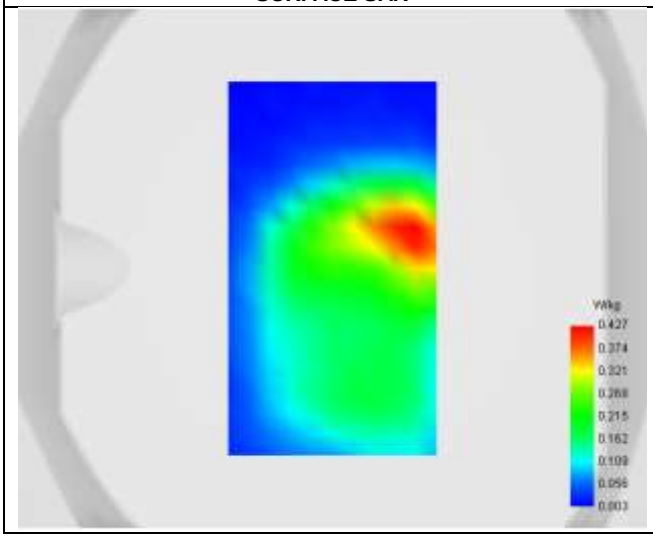	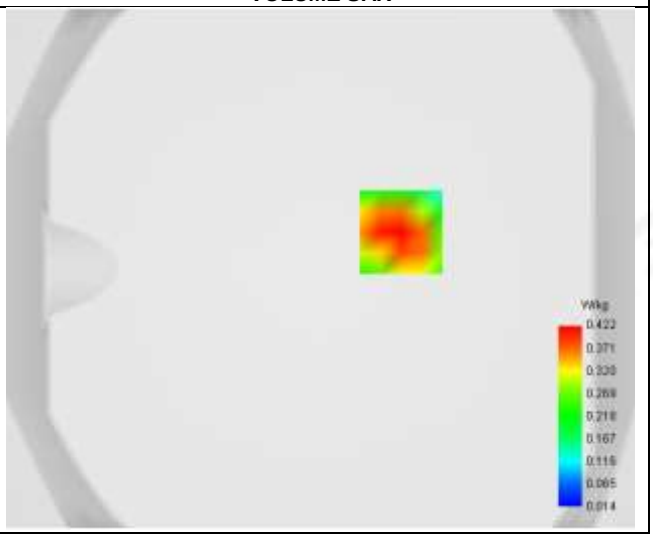

Maximum location: X=31.00, Y=14.00 ; SAR Peak: 0.62 W/kg

D. SAR 1g & 10g

SAR 10g (W/Kg)	0.232
SAR 1g (W/Kg)	0.302
Horizontal validation criteria: minimum distance (mm)	17.888544
Vertical validation criteria: SAR ratio M2/M1 (%)	61.741273

E. Z Axis Scan

Z (mm)	0.00	4.00	9.00	14.00	19.00	24.00	29.00
SAR (W/Kg)	0.613	0.422	0.261	0.160	0.097	0.063	0.038

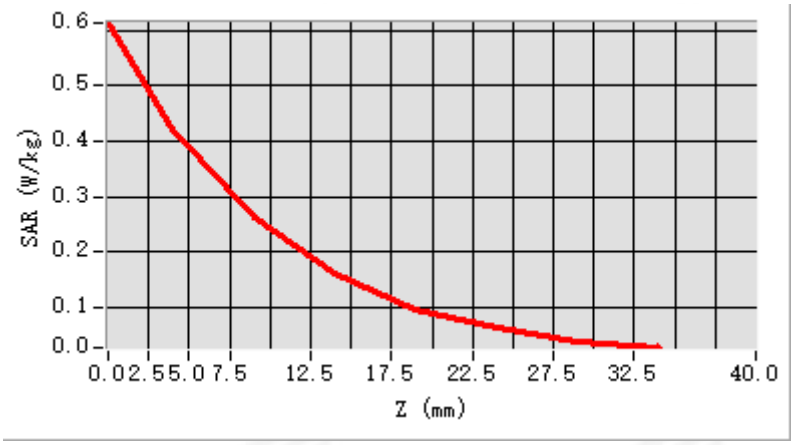

F. 3D Image

3D screen shot	Hot spot position
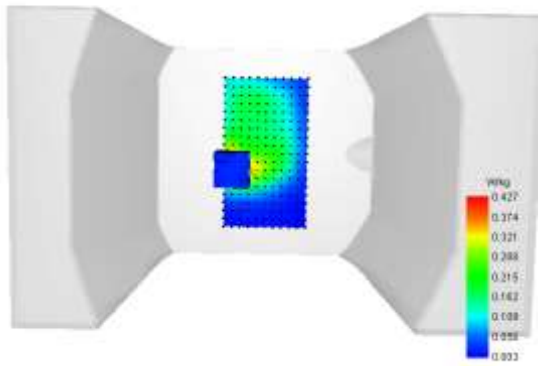	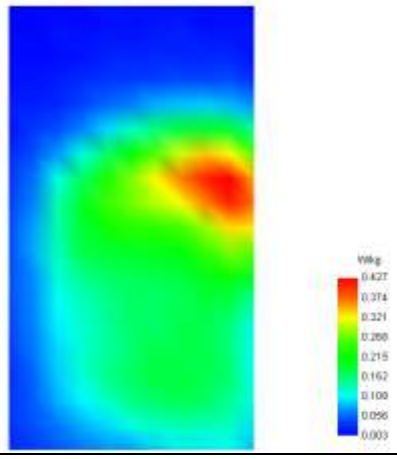

Plot 23: DUT: 5G mobile phone; EUT Model: VTL-202402

Test Date	2025-04-22
ConvF	1.72
Probe	SN 08/21 EPGO352
Area Scan	dx=8mm dy=8mm, Complete
Zoom Scan	5x5x7,dx=8mm dy=8mm dz=5.0mm,Complete
Phantom	Validation plane
Device Position	Back Side
Band	WCDMA II_ANT8
Signal	WCDMA (Crest factor: 1.0)
Frequency (MHz)	1880
Relative permittivity (real part)	40.65
Conductivity (S/m)	1.46

SURFACE SAR	VOLUME SAR
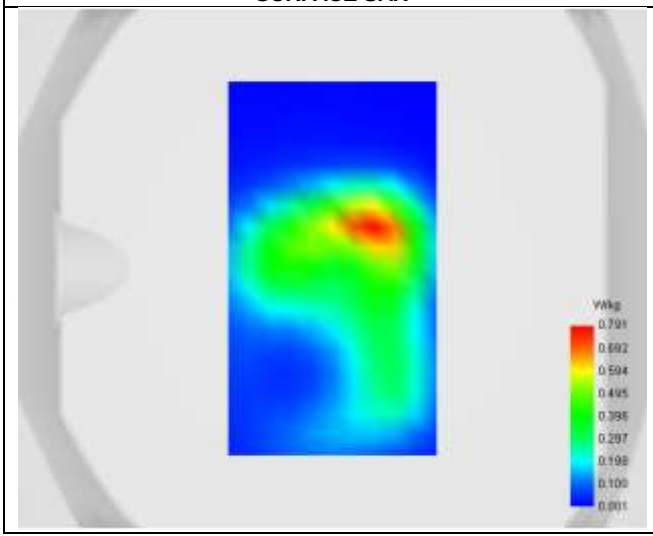	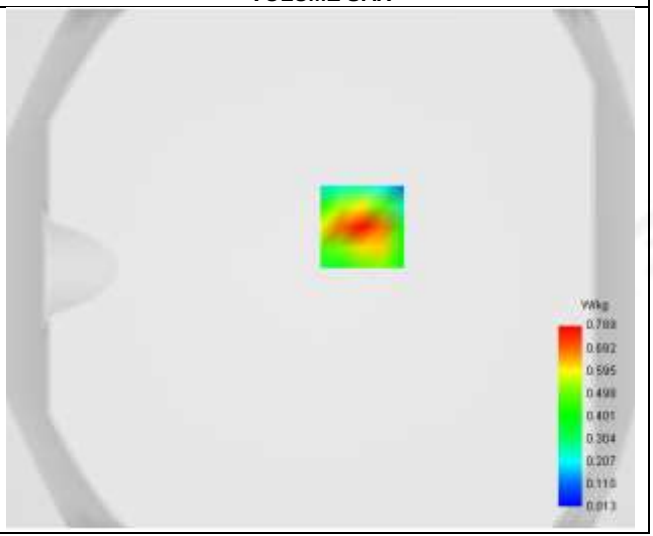

Maximum location: X=16.00, Y=16.00 ; SAR Peak: 1.21 W/kg

D. SAR 1g & 10g

SAR 10g (W/Kg)	0.388
SAR 1g (W/Kg)	0.705
Horizontal validation criteria: minimum distance (mm)	16.000000
Vertical validation criteria: SAR ratio M2/M1 (%)	57.269955

E. Z Axis Scan

Z (mm)	0.00	4.00	9.00	14.00	19.00	24.00	29.00
SAR (W/Kg)	1.204	0.789	0.452	0.260	0.149	0.090	0.054

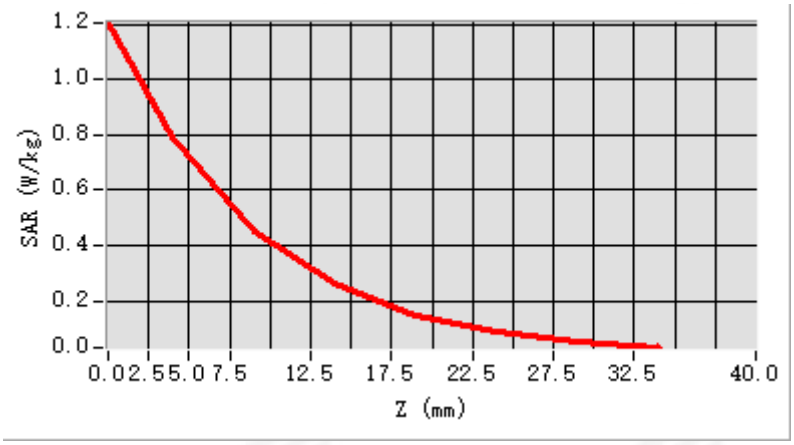

F. 3D Image

3D screen shot	Hot spot position
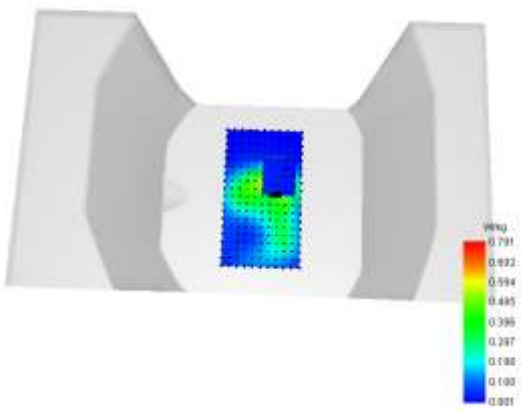	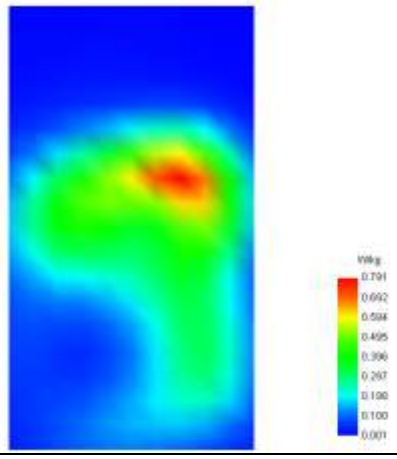

Plot 24: DUT: 5G mobile phone; EUT Model: VTL-202402

Test Date	2025-04-22
ConvF	1.72
Probe	SN 08/21 EPGO352
Area Scan	dx=8mm dy=8mm, Complete
Zoom Scan	5x5x7,dx=8mm dy=8mm dz=5.0mm,Complete
Phantom	Validation plane
Device Position	Back Side
Band	WCDMA II_ANT8
Signal	WCDMA (Crest factor: 1.0)
Frequency (MHz)	1880
Relative permittivity (real part)	40.65
Conductivity (S/m)	1.46

SURFACE SAR	VOLUME SAR
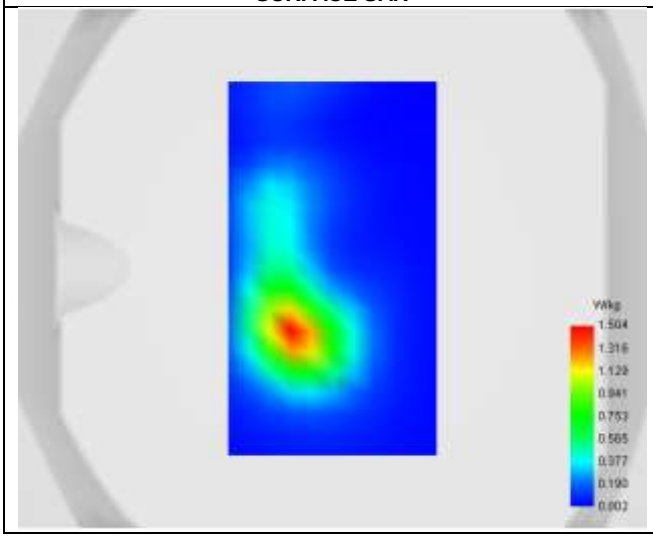	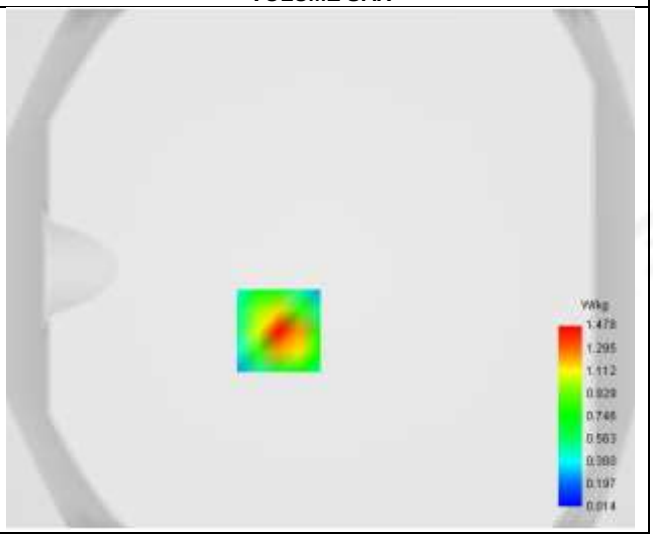

Maximum location: X=-16.00, Y=-24.00 ; SAR Peak: 2.36 W/kg

D. SAR 1g & 10g

SAR 10g (W/Kg)	0.729
SAR 1g (W/Kg)	1.368
Horizontal validation criteria: minimum distance (mm)	16.000000
Vertical validation criteria: SAR ratio M2/M1 (%)	52.834378

E. Z Axis Scan

Z (mm)	0.00	4.00	9.00	14.00	19.00	24.00	29.00
SAR (W/Kg)	2.376	1.478	0.781	0.413	0.218	0.115	0.065

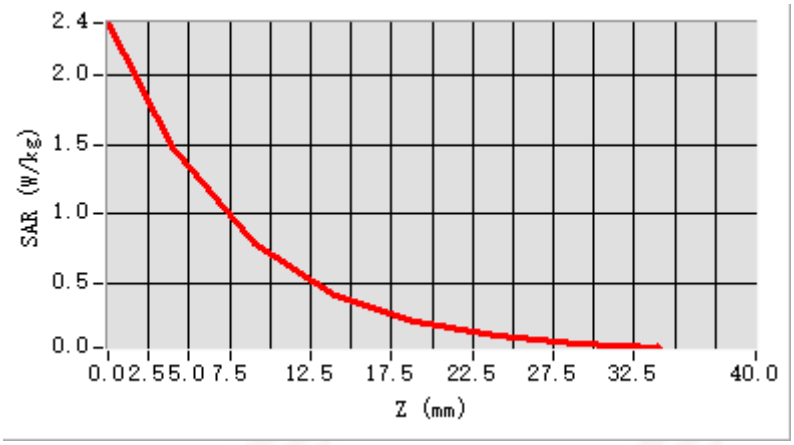

F. 3D Image

3D screen shot	Hot spot position
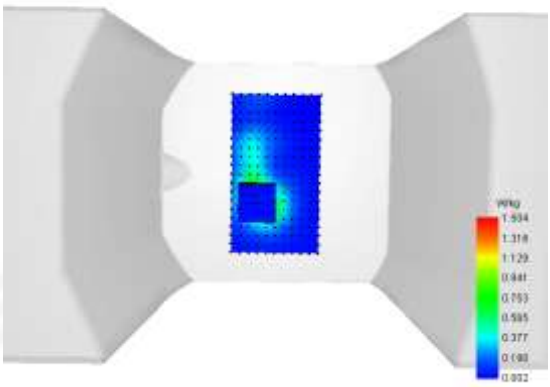	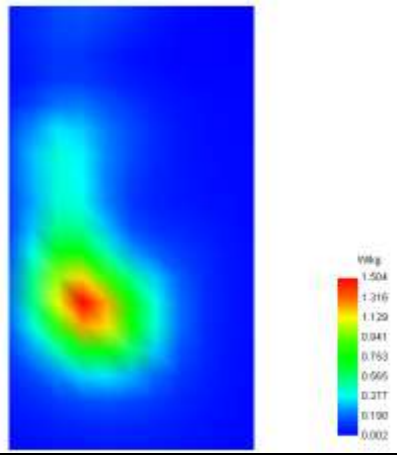

Plot 25: DUT: 5G mobile phone; EUT Model: VTL-202402

Test Date	2025-04-20
ConvF	1.58
Probe	SN 08/21 EPGO352
Area Scan	dx=8mm dy=8mm, Complete
Zoom Scan	5x5x7,dx=8mm dy=8mm dz=5.0mm,Complete
Phantom	Right Cheek
Device Position	Cheek
Band	WCDMA IV_ANT11
Signal	WCDMA (Crest factor: 1.0)
Frequency (MHz)	1712.4
Relative permittivity (real part)	40.13
Conductivity (S/m)	1.35

SURFACE SAR	VOLUME SAR
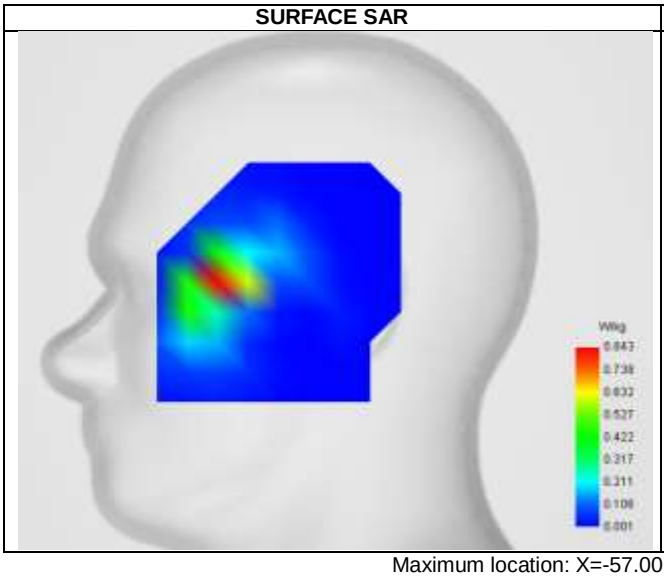	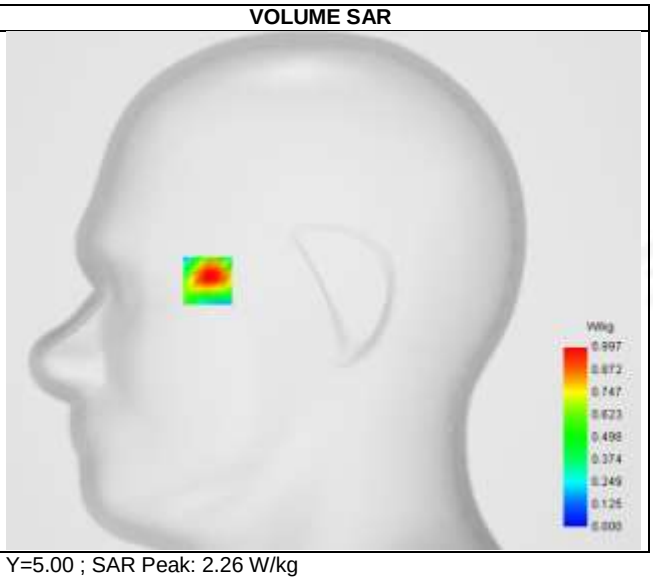

Maximum location: X=-57.00, Y=5.00 ; SAR Peak: 2.26 W/kg

D. SAR 1g & 10g

SAR 10g (W/Kg)	0.378
SAR 1g (W/Kg)	0.687
Horizontal validation criteria: minimum distance (mm)	16.000000
Vertical validation criteria: SAR ratio M2/M1 (%)	50.551655

E. Z Axis Scan

Z (mm)	0.00	4.00	6.00	8.00	10.00	12.00	14.00	16.00	18.00
SAR (W/Kg)	2.575	0.997	0.504	0.447	0.196	0.199	0.079	0.089	0.090

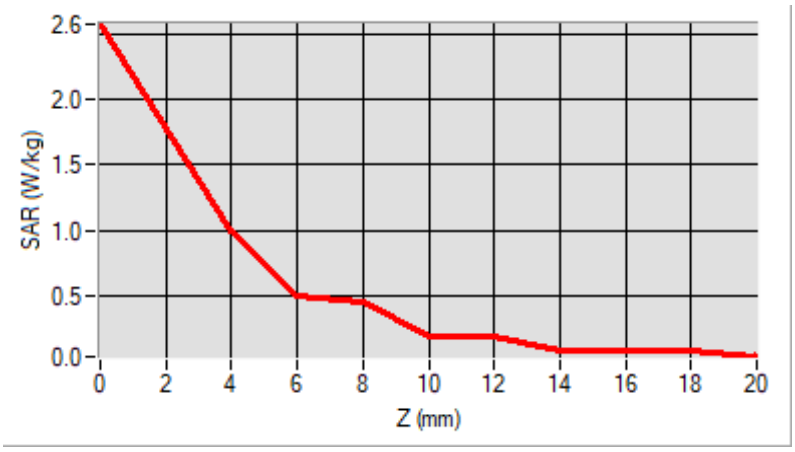

F. 3D Image

3D screen shot	Hot spot position
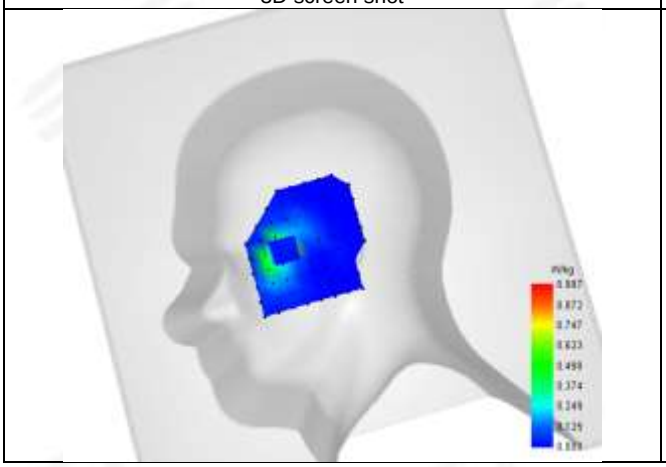	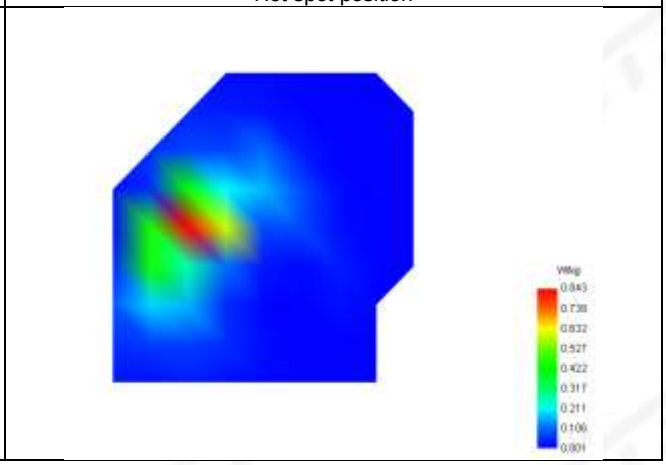

Plot 26: DUT: 5G mobile phone; EUT Model: VTL-202402

Test Date	2025-04-20
ConvF	1.58
Probe	SN 08/21 EPGO352
Area Scan	dx=8mm dy=8mm, Complete
Zoom Scan	5x5x7,dx=8mm dy=8mm dz=5.0mm,Complete
Phantom	Validation plane
Device Position	Back Side
Band	WCDMA IV_ANT11
Signal	WCDMA (Crest factor: 1.0)
Frequency (MHz)	1712.4
Relative permittivity (real part)	40.13
Conductivity (S/m)	1.35

SURFACE SAR	VOLUME SAR
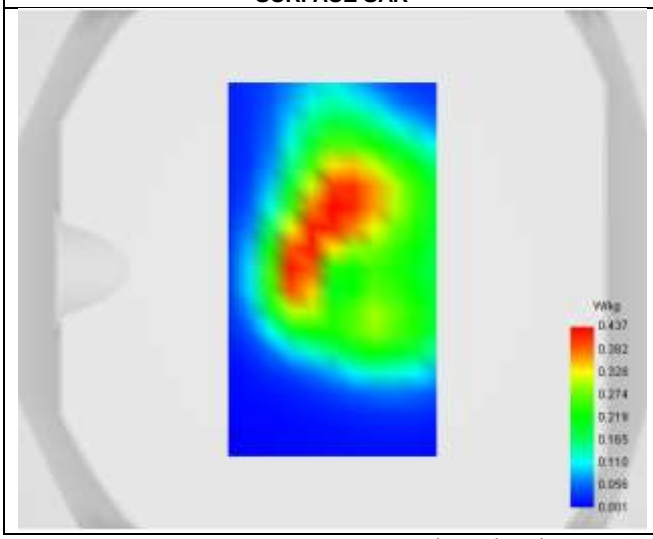	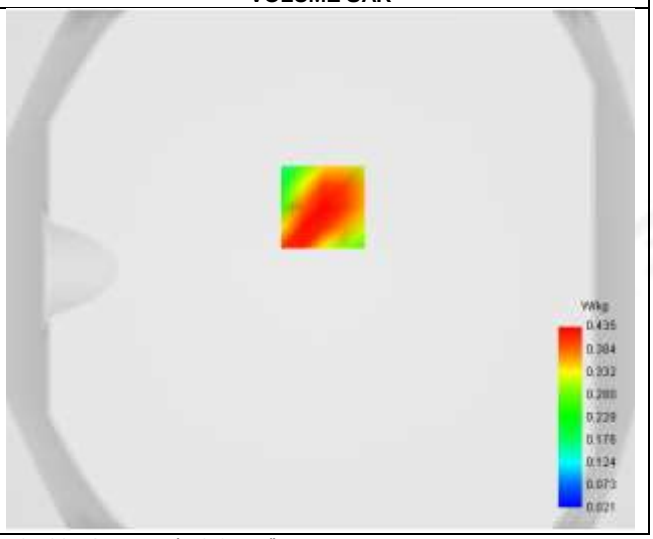

Maximum location: X=1.00, Y=24.00 ; SAR Peak: 0.64 W/kg

D. SAR 1g & 10g

SAR 10g (W/Kg)	0.257
SAR 1g (W/Kg)	0.419
Horizontal validation criteria: minimum distance (mm)	17.888544
Vertical validation criteria: SAR ratio M2/M1 (%)	64.164870

E. Z Axis Scan

Z (mm)	0.00	4.00	9.00	14.00	19.00	24.00	29.00
SAR (W/Kg)	0.622	0.435	0.279	0.181	0.122	0.077	0.052

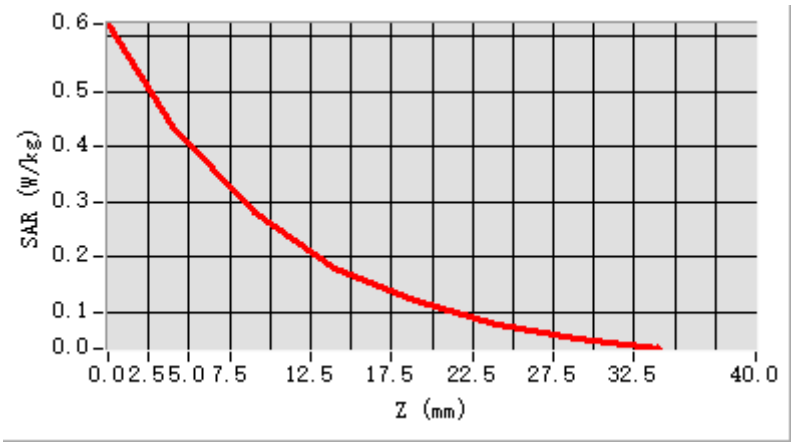

F. 3D Image

3D screen shot	Hot spot position
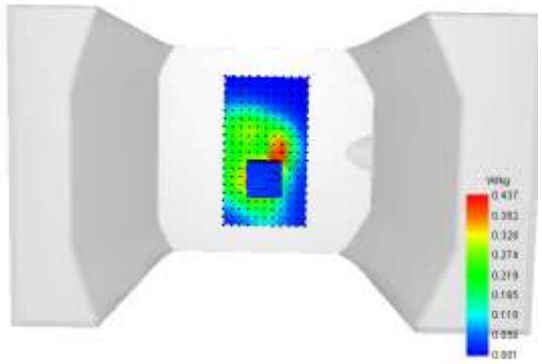	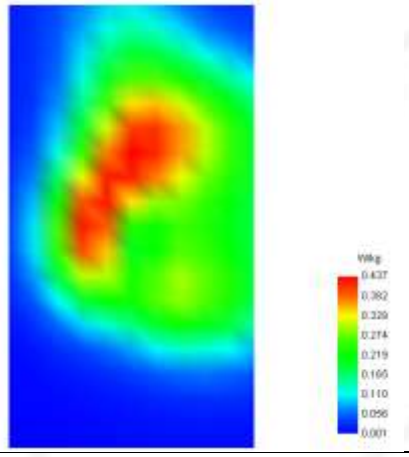

Plot 27: DUT: 5G mobile phone; EUT Model: VTL-202402

Test Date	2025-04-20
ConvF	1.58
Probe	SN 08/21 EPGO352
Area Scan	dx=8mm dy=8mm, Complete
Zoom Scan	5x5x7,dx=8mm dy=8mm dz=5.0mm,Complete
Phantom	Validation plane
Device Position	Back Side
Band	WCDMA IV_ANT11
Signal	WCDMA (Crest factor: 1.0)
Frequency (MHz)	1712.4
Relative permittivity (real part)	40.13
Conductivity (S/m)	1.35

SURFACE SAR	VOLUME SAR
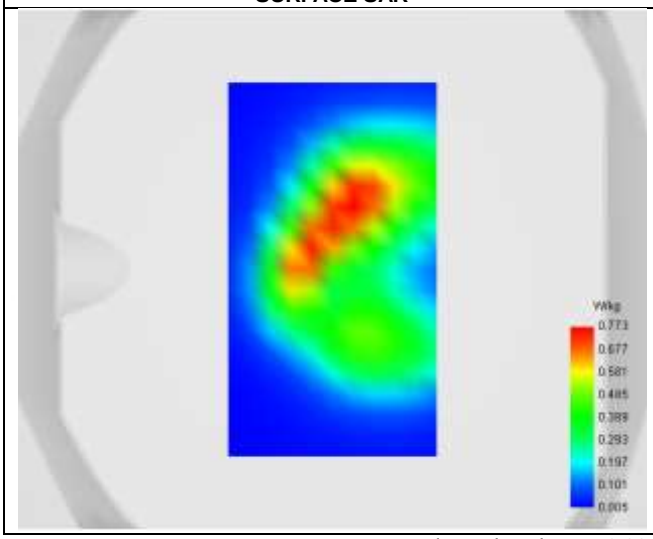	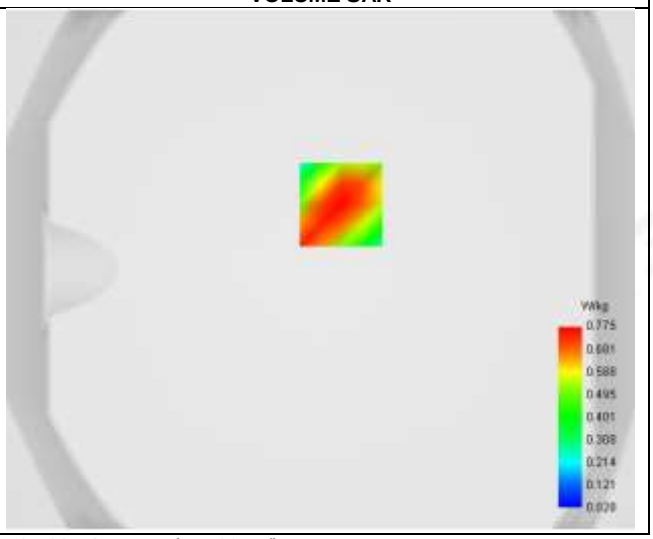

Maximum location: X=8.00, Y=25.00 ; SAR Peak: 1.09 W/kg

D. SAR 1g & 10g

SAR 10g (W/Kg)	0.447
SAR 1g (W/Kg)	0.689
Horizontal validation criteria: minimum distance (mm)	17.888544
Vertical validation criteria: SAR ratio M2/M1 (%)	66.162962

E. Z Axis Scan

Z (mm)	0.00	4.00	9.00	14.00	19.00	24.00	29.00
SAR (W/Kg)	1.074	0.775	0.513	0.343	0.228	0.147	0.096

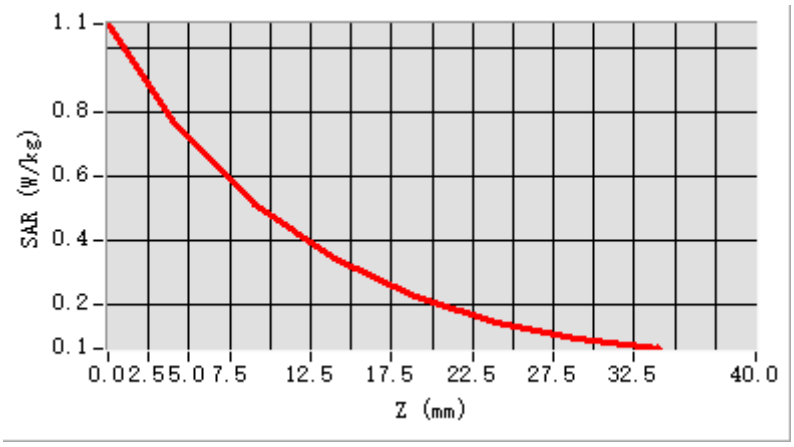

F. 3D Image

3D screen shot	Hot spot position
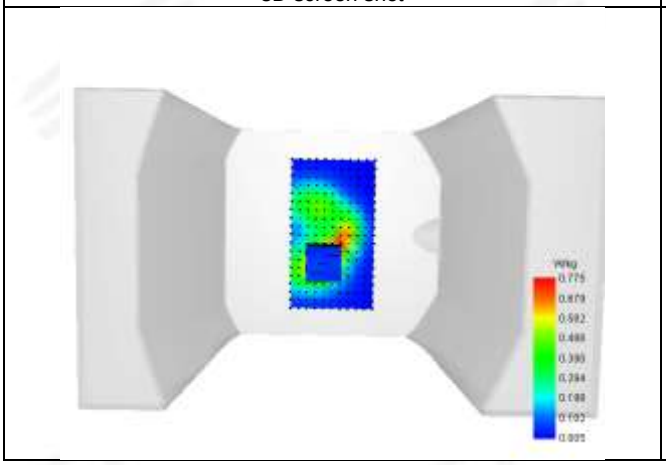	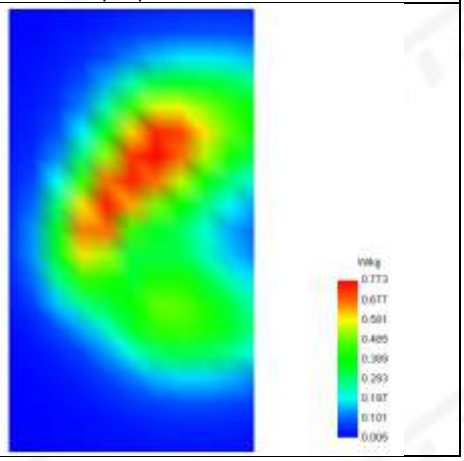

Plot 28: DUT: 5G mobile phone; EUT Model: VTL-202402

Test Date	2025-04-20
ConvF	1.58
Probe	SN 08/21 EPGO352
Area Scan	dx=8mm dy=8mm, Complete
Zoom Scan	5x5x7,dx=8mm dy=8mm dz=5.0mm,Complete
Phantom	Validation plane
Device Position	Back Side
Band	WCDMA IV_ANT11
Signal	WCDMA (Crest factor: 1.0)
Frequency (MHz)	1712.4
Relative permittivity (real part)	40.13
Conductivity (S/m)	1.35

SURFACE SAR	VOLUME SAR
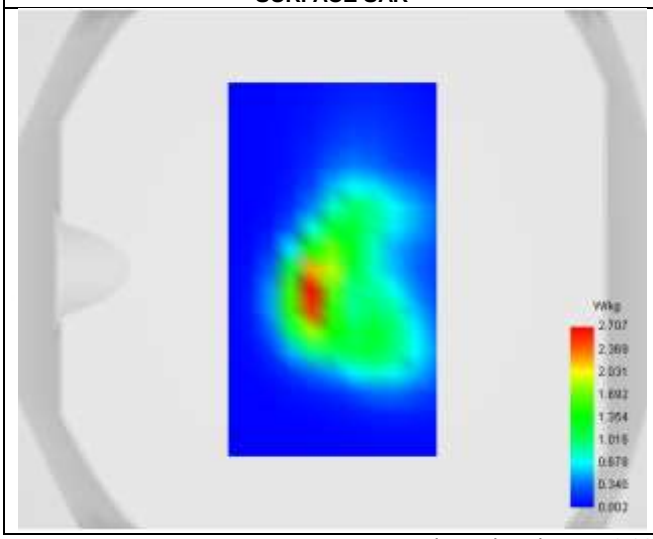	

Maximum location: X=-8.00, Y=-9.00 ; SAR Peak: 4.29 W/kg

D. SAR 1g & 10g

SAR 10g (W/Kg)	1.174
SAR 1g (W/Kg)	2.429
Horizontal validation criteria: minimum distance (mm)	11.313708
Vertical validation criteria: SAR ratio M2/M1 (%)	54.476305

E. Z Axis Scan

Z (mm)	0.00	4.00	9.00	14.00	19.00	24.00	29.00
SAR (W/Kg)	4.311	2.705	1.474	0.814	0.472	0.278	0.165

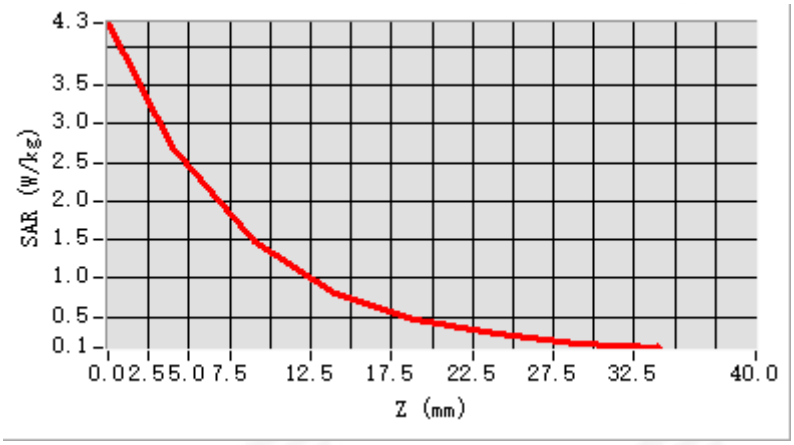

F. 3D Image

3D screen shot	Hot spot position
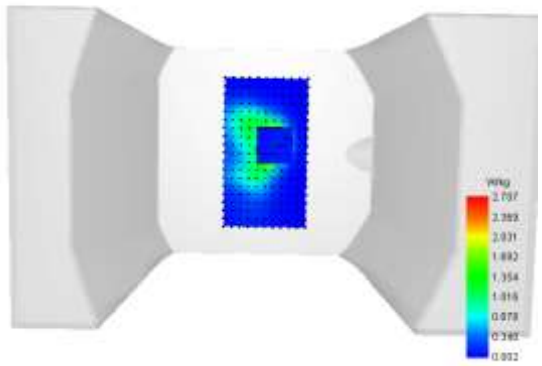	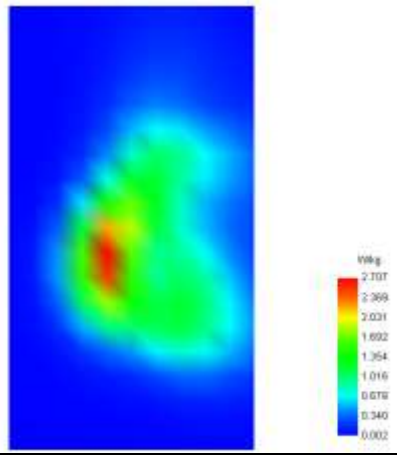

Plot 29: DUT: 5G mobile phone; EUT Model: VTL-202402

Test Date	2025-04-20
ConvF	1.58
Probe	SN 08/21 EPGO352
Area Scan	dx=8mm dy=8mm, Complete
Zoom Scan	5x5x7,dx=8mm dy=8mm dz=5.0mm,Complete
Phantom	Right Cheek
Device Position	Cheek
Band	WCDMA IV_ANT8
Signal	WCDMA (Crest factor: 1.0)
Frequency (MHz)	1712.4
Relative permittivity (real part)	40.13
Conductivity (S/m)	1.35

SURFACE SAR	VOLUME SAR
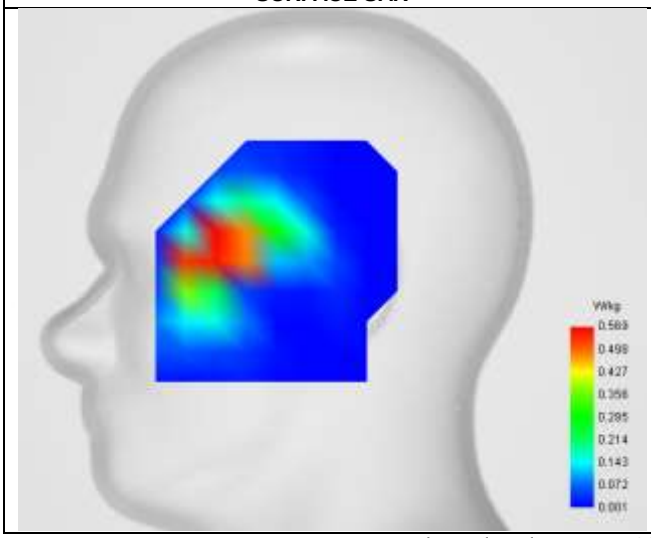	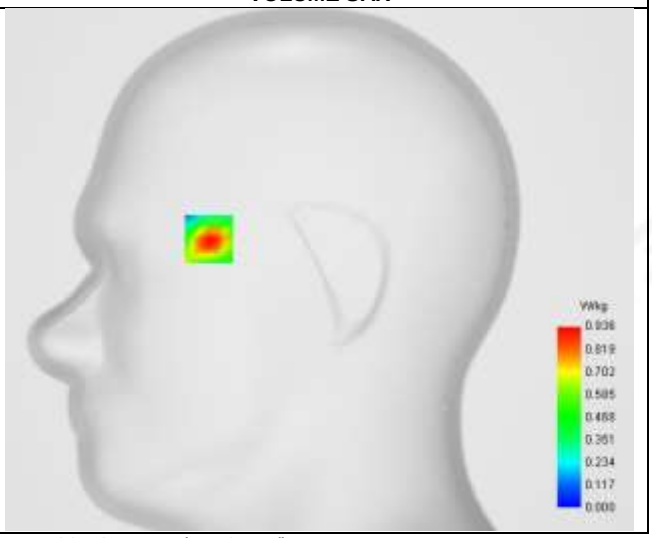

Maximum location: X=-55.00, Y=15.00 ; SAR Peak: 1.87 W/kg

D. SAR 1g & 10g

SAR 10g (W/Kg)	0.346
SAR 1g (W/Kg)	0.722
Horizontal validation criteria: minimum distance (mm)	16.000000
Vertical validation criteria: SAR ratio M2/M1 (%)	69.444444

E. Z Axis Scan

Z (mm)	0.00	4.00	6.00	8.00	10.00	12.00	14.00	16.00	18.00
SAR (W/Kg)	1.806	0.936	0.650	0.445	0.304	0.207	0.139	0.092	0.071

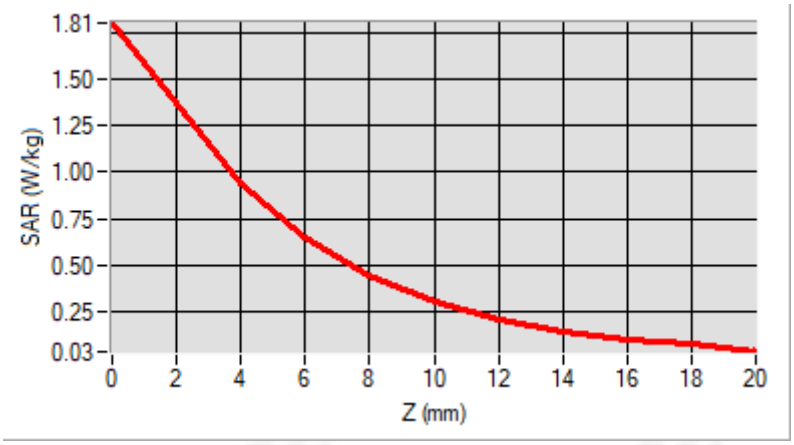

F. 3D Image

3D screen shot	Hot spot position
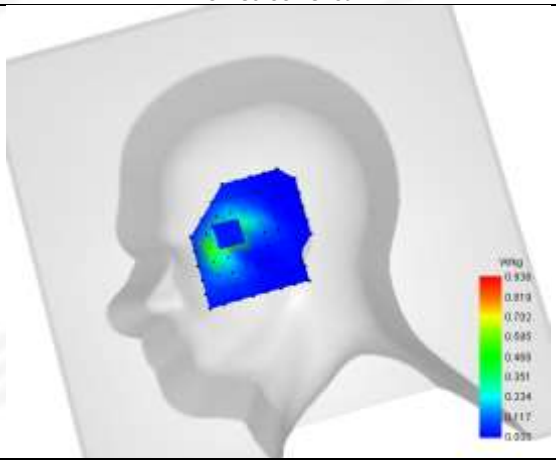	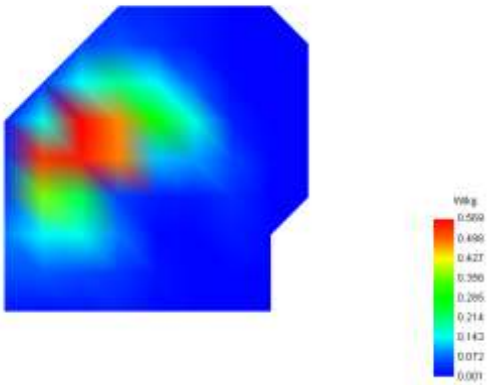

Plot 30: DUT: 5G mobile phone; EUT Model: VTL-202402

Test Date	2025-04-20
ConvF	1.58
Probe	SN 08/21 EPGO352
Area Scan	dx=8mm dy=8mm, Complete
Zoom Scan	5x5x7,dx=8mm dy=8mm dz=5.0mm,Complete
Phantom	Validation plane
Device Position	Back Side
Band	WCDMA IV_ANT8
Signal	WCDMA (Crest factor: 1.0)
Frequency (MHz)	1712.4
Relative permittivity (real part)	40.13
Conductivity (S/m)	1.35

SURFACE SAR	VOLUME SAR
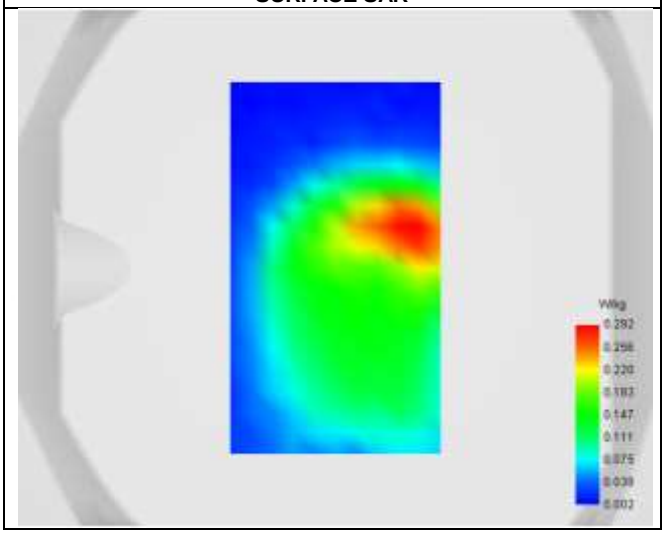	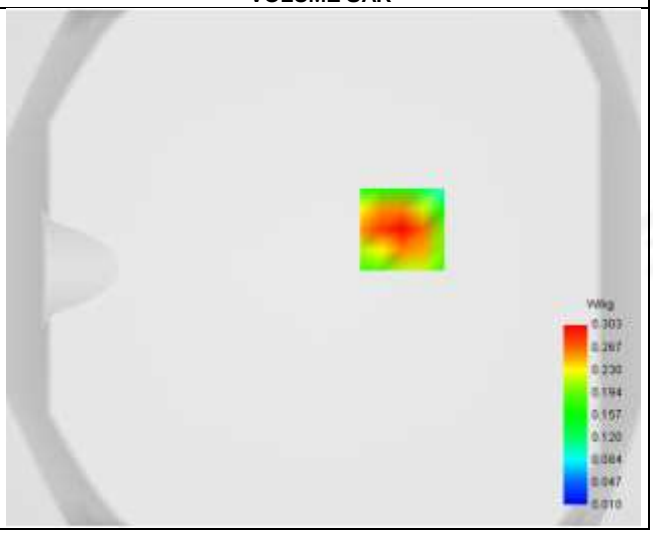

Maximum location: X=30.00, Y=15.00 ; SAR Peak: 0.44 W/kg

D. SAR 1g & 10g

SAR 10g (W/Kg)	0.170
SAR 1g (W/Kg)	0.287
Horizontal validation criteria: minimum distance (mm)	17.888544
Vertical validation criteria: SAR ratio M2/M1 (%)	62.991460

E. Z Axis Scan

Z (mm)	0.00	4.00	9.00	14.00	19.00	24.00	29.00
SAR (W/Kg)	0.441	0.303	0.191	0.120	0.075	0.053	0.029