Appendix F: Number of hopping channels

Test Result

TestMode	Antenna	Freq(MHz)	Result[Num]	Limit[Num]	Verdict
DH5	Ant1	Hop	79	≥15	PASS
2DH5	Ant1	Hop	79	≥15	PASS
3DH5	Ant1	Hop	79	≥15	PASS

Test Graphs

DH5_Ant1_Hop

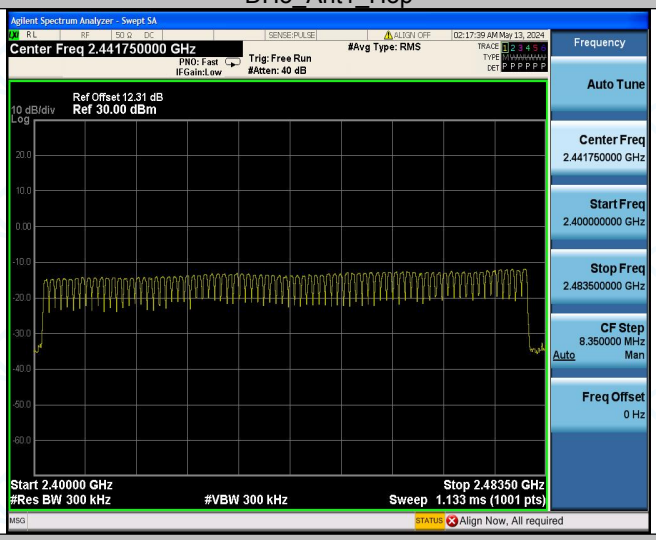

2DH5_Ant1_Hop

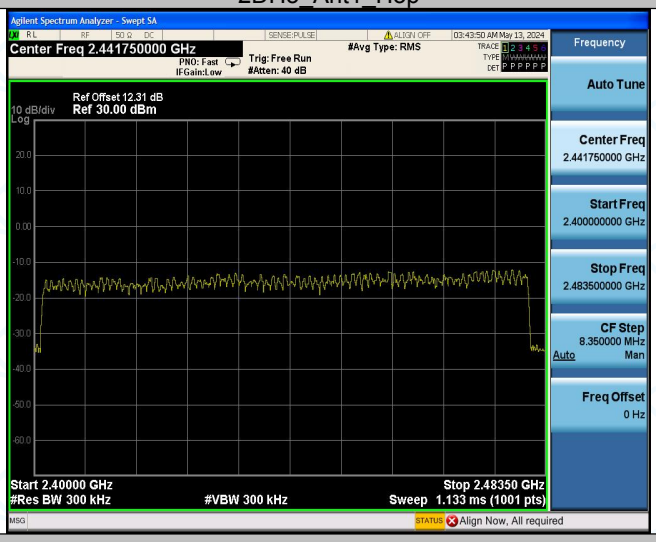

3DH5_Ant1_Hop

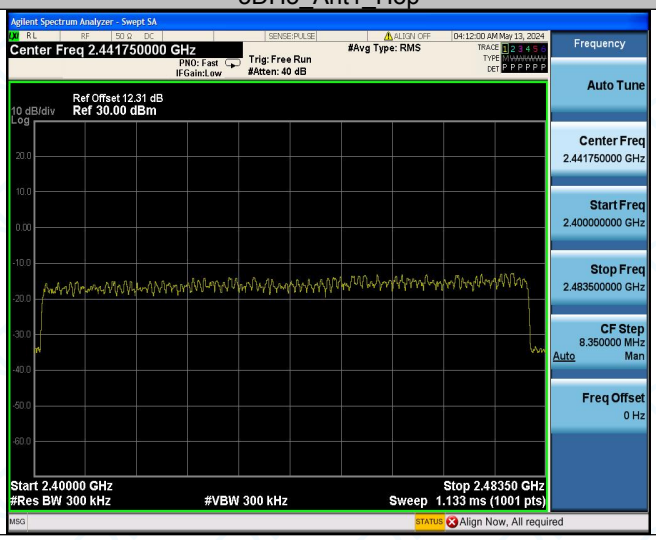

Appendix F: Band edge measurements

Test Result

Test Mode	Antenna	Ch Name	Freq(MHz)	Ref Level [dBm]	Result [dBm]	Limit [dBm]	Verdict
DH5	Ant1	Low	2402	-17.39	-51.77	≤-37.39	PASS
		High	2480	-15.13	-51.5	≤-35.13	PASS
		Low	Hop_2402	-18.38	-52.12	≤-38.38	PASS
		High	Hop_2480	-15.76	-51.84	≤-35.76	PASS
2DH5	Ant1	Low	2402	-17.89	-51.49	≤-37.89	PASS
		High	2480	-15.14	-51.38	≤-35.14	PASS
		Low	Hop_2402	-17.90	-51.96	≤-37.9	PASS
		High	Hop_2480	-14.52	-48.3	≤-34.52	PASS
3DH5	Ant1	Low	2402	-17.96	-51.91	≤-37.96	PASS
		High	2480	-14.57	-51.2	≤-34.57	PASS
		Low	Hop_2402	-19.46	-52.26	≤-39.46	PASS
		High	Hop_2480	-15.82	-51.54	≤-35.82	PASS

.

Test Graphs

DH5_Ant1_Low_2402

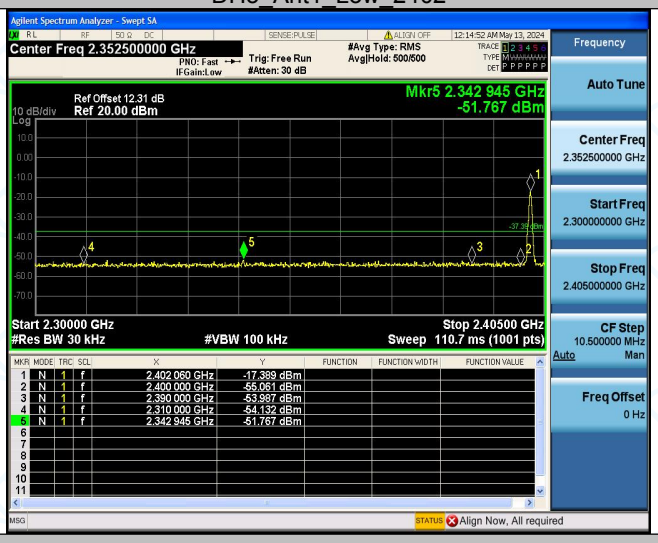

DH5_Ant1_High_2480

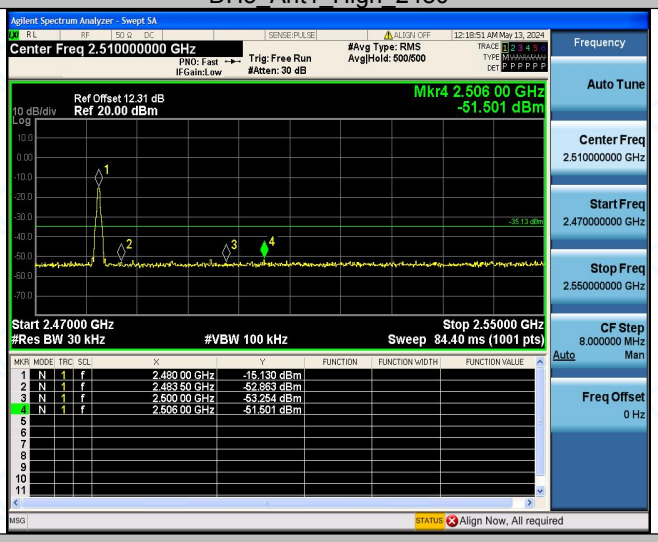

DH5_Ant1_Low_Hop_2402

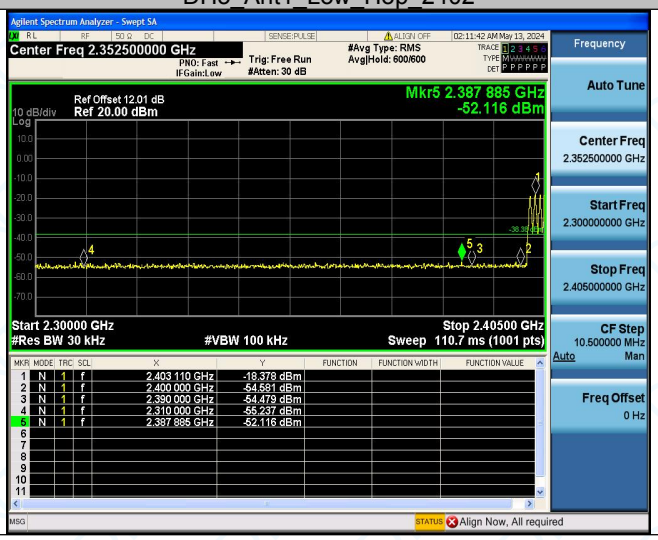

DH5_Ant1_High_Hop_2480

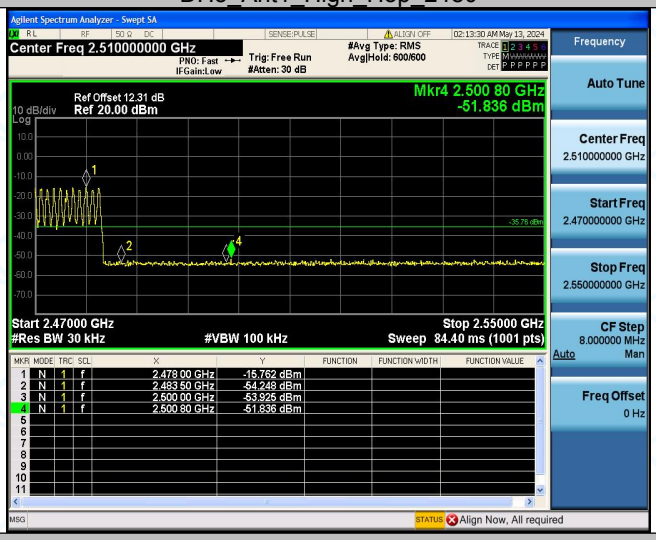

2DH5_Ant1_Low_2402

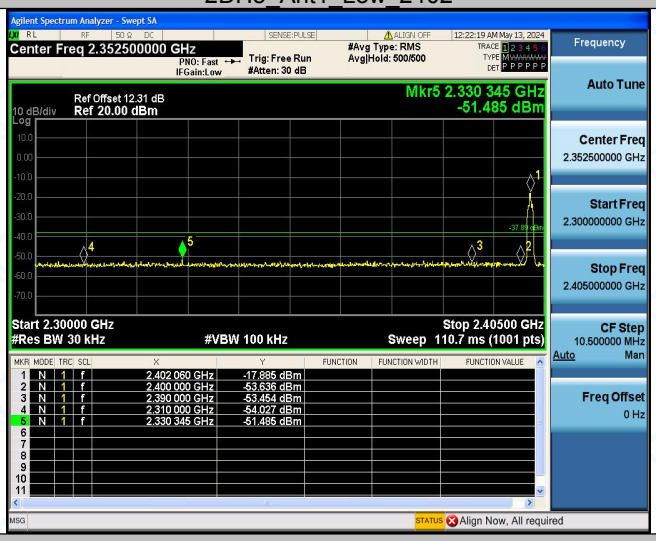

2DH5_Ant1_High_2480

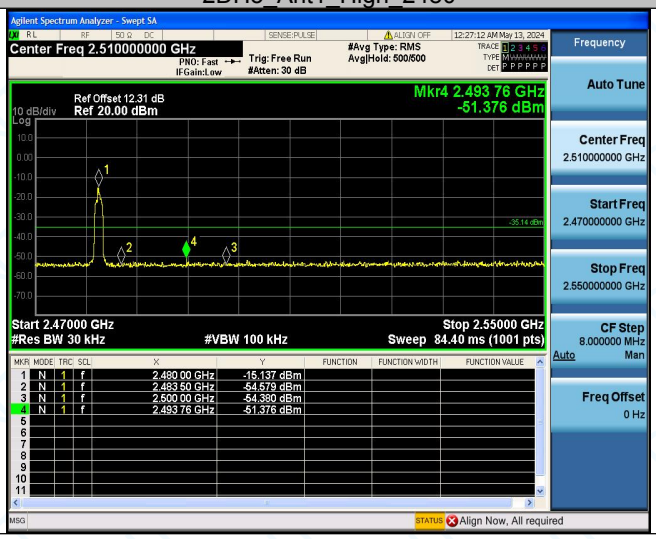

2DH5_Ant1_Low_Hop_2402

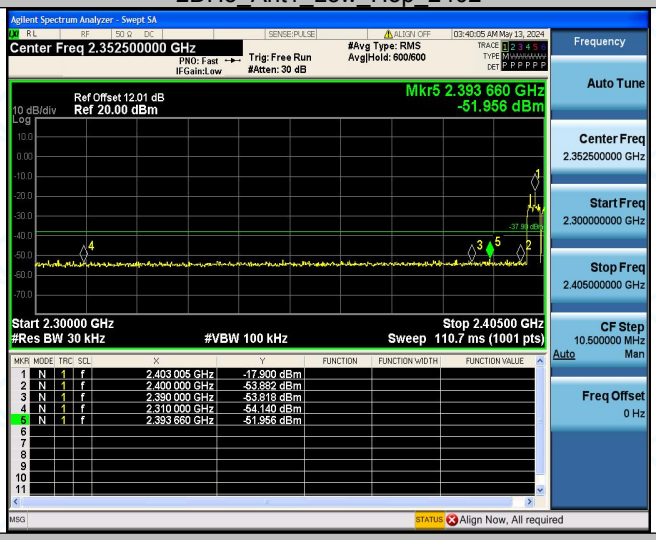

2DH5_Ant1_High_Hop_2480

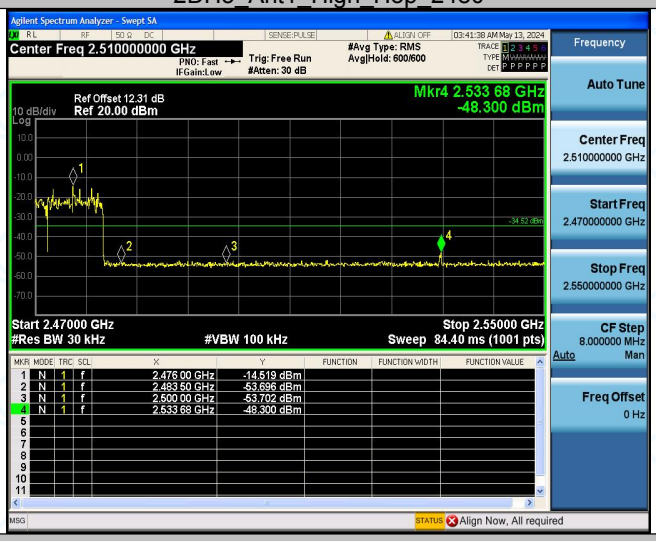

3DH5_Ant1_Low_2402

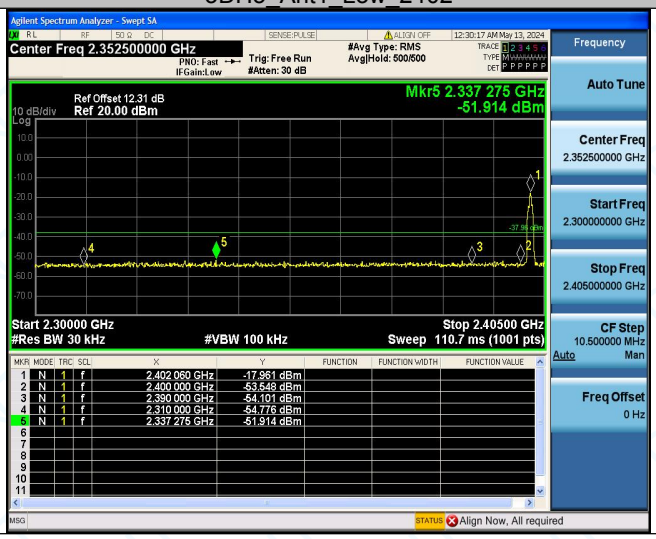

3DH5_Ant1_High_2480

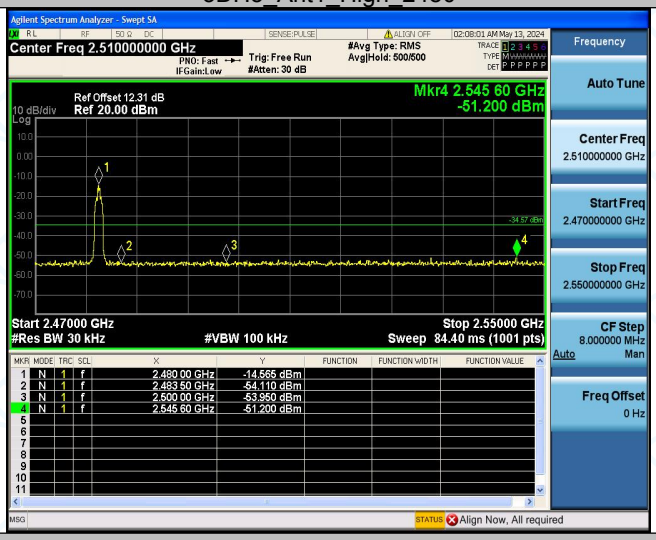

3DH5_Ant1_Low_Hop_2402

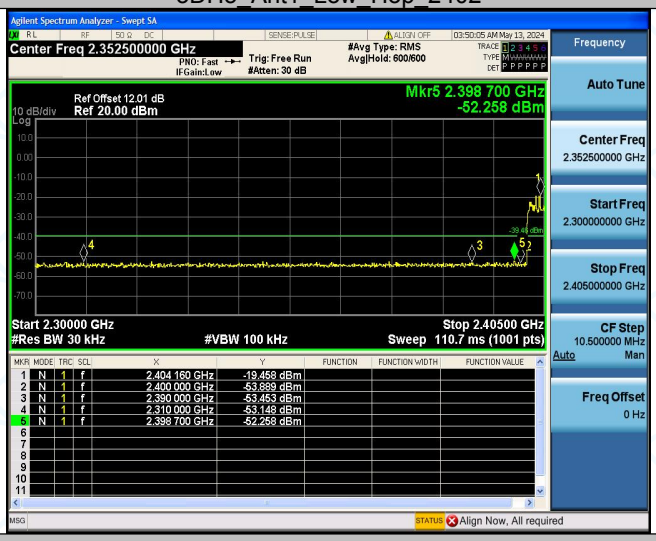

3DH5_Ant1_High_Hop_2480

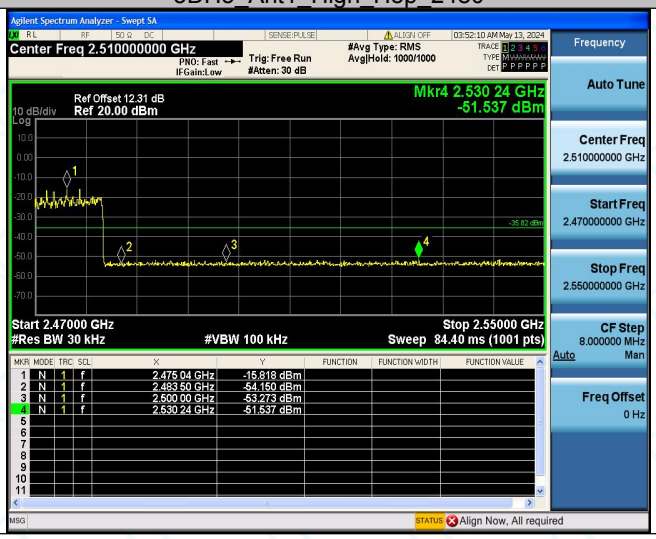

Appendix F: Conducted Spurious Emission

Test Result

Test Mode	Antenna	Freq(MHz)	Freq Range [MHz]	Ref Level [dBm]	Result [dBm]	Limit [dBm]	Verdict
DH5	Ant1	2402	Reference	-16.11	-16.11	---	PASS
			30~1000	-16.11	-59.68	≤-36.11	PASS
			1000~26500	-16.11	-49.2	≤-36.11	PASS
		2441	Reference	-14.45	-14.45	---	PASS
			30~1000	-14.45	-58.76	≤-34.45	PASS
			1000~26500	-14.45	-49.09	≤-34.45	PASS
		2480	Reference	-12.91	-12.91	---	PASS
			30~1000	-12.91	-59.53	≤-32.91	PASS
			1000~26500	-12.91	-49	≤-32.91	PASS
2DH5	Ant1	2402	Reference	-16.07	-16.07	---	PASS
			30~1000	-16.07	-59.31	≤-36.07	PASS
			1000~26500	-16.07	-49.31	≤-36.07	PASS
		2441	Reference	-15.13	-15.13	---	PASS
			30~1000	-15.13	-59.35	≤-35.13	PASS
			1000~26500	-15.13	-48.7	≤-35.13	PASS
		2480	Reference	-13.34	-13.34	---	PASS
			30~1000	-13.34	-59.79	≤-33.34	PASS
			1000~26500	-13.34	-49.76	≤-33.34	PASS
3DH5	Ant1	2402	Reference	-16.47	-16.47	---	PASS
			30~1000	-16.47	-59.62	≤-36.47	PASS
			1000~26500	-16.47	-48.65	≤-36.47	PASS
		2441	Reference	-14.38	-14.38	---	PASS
			30~1000	-14.38	-59.1	≤-34.38	PASS
			1000~26500	-14.38	-49.52	≤-34.38	PASS
		2480	Reference	-12.61	-12.61	---	PASS
			30~1000	-12.61	-59.47	≤-32.61	PASS
			1000~26500	-12.61	-49.42	≤-32.61	PASS

Test Graphs

DH5_Ant1_2402_0~Reference

DH5_Ant1_2402_30~1000

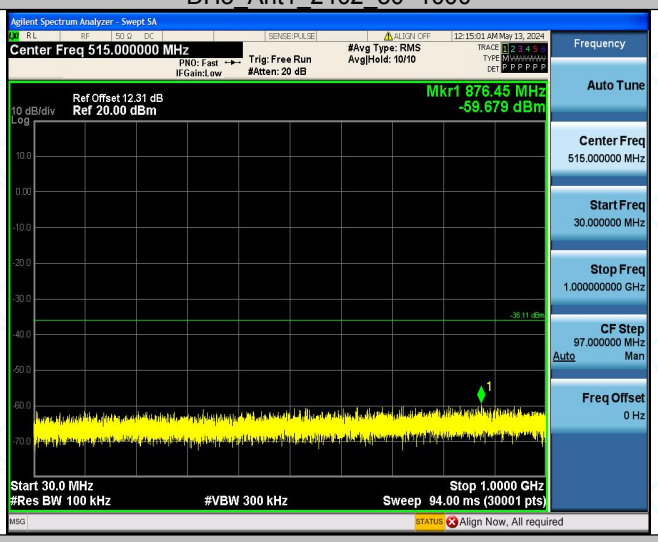

DH5_Ant1_2402_1000~26500

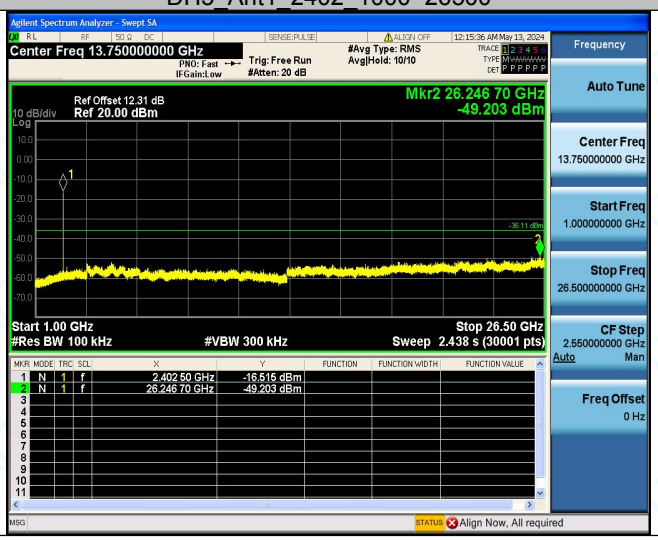

DH5_Ant1_2441_0~Reference

DH5_Ant1_2441_30~1000

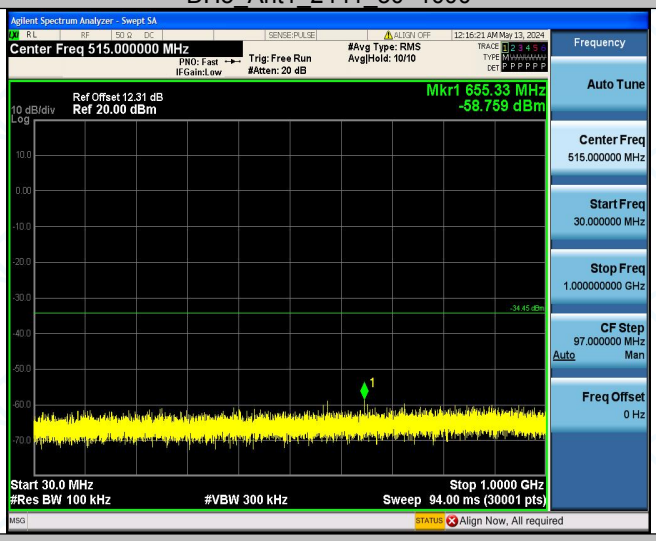

DH5_Ant1_2441_1000~26500

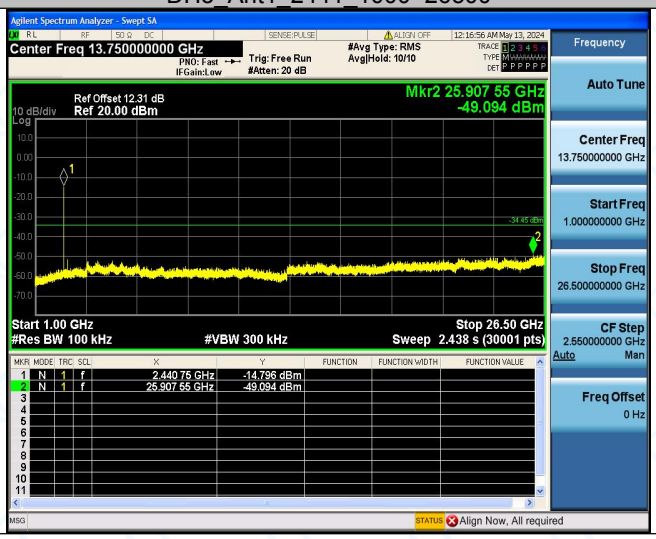

DH5_Ant1_2480_0~Reference

DH5_Ant1_2480_30~1000

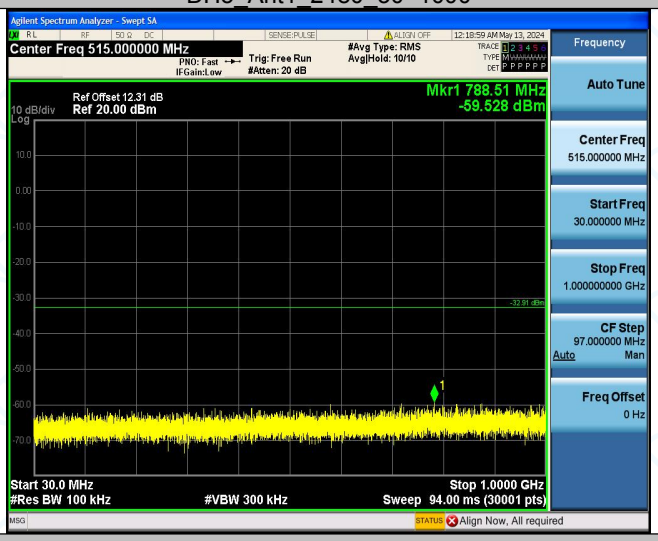

DH5_Ant1_2480_1000~26500

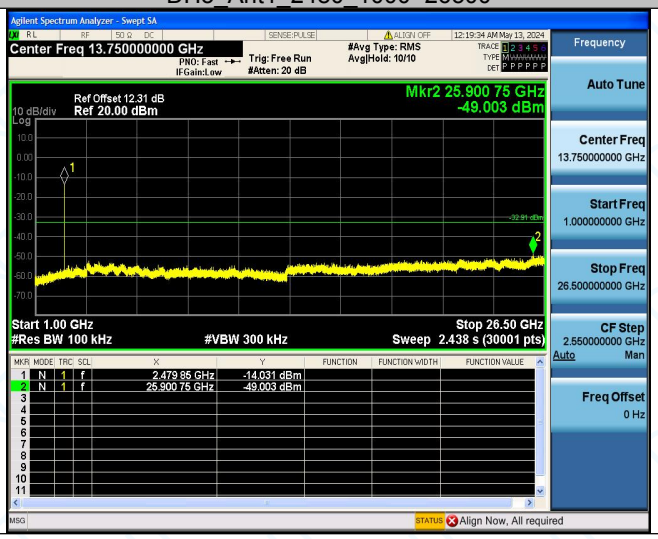

2DH5_Ant1_2402_0~Reference

2DH5_Ant1_2402_30~1000

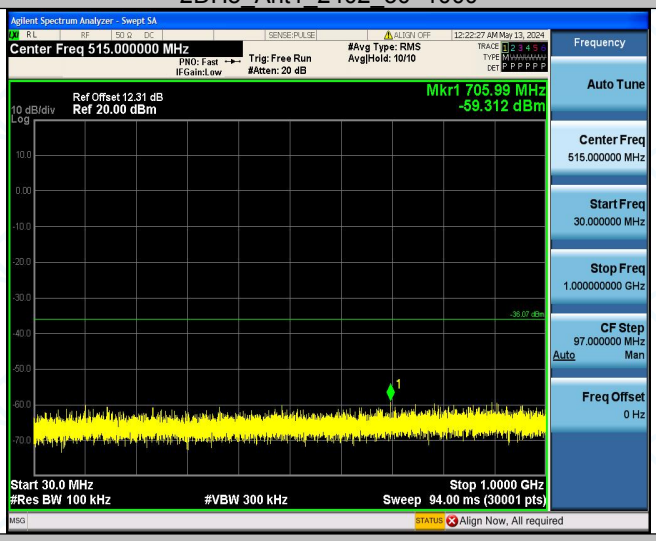
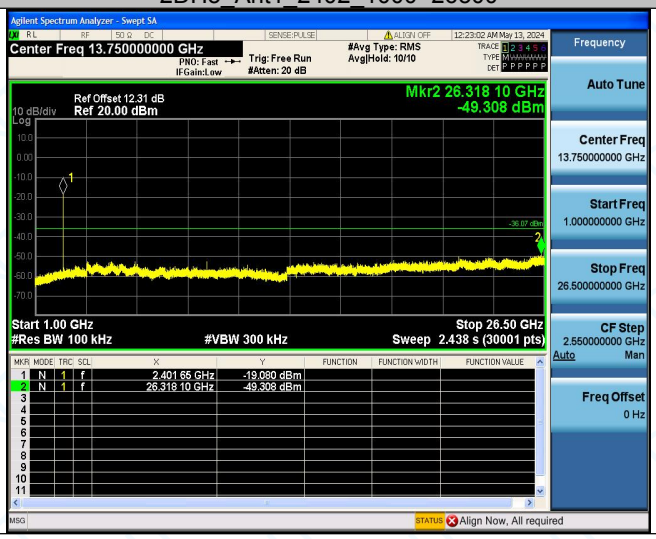
2DH5_Ant1_2402_1000~26500