3DH1_Ant1_Hop

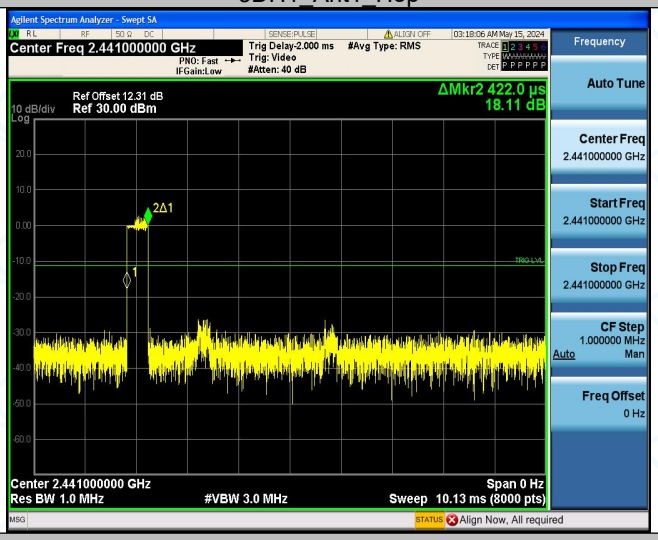

3DH3_Ant1_Hop

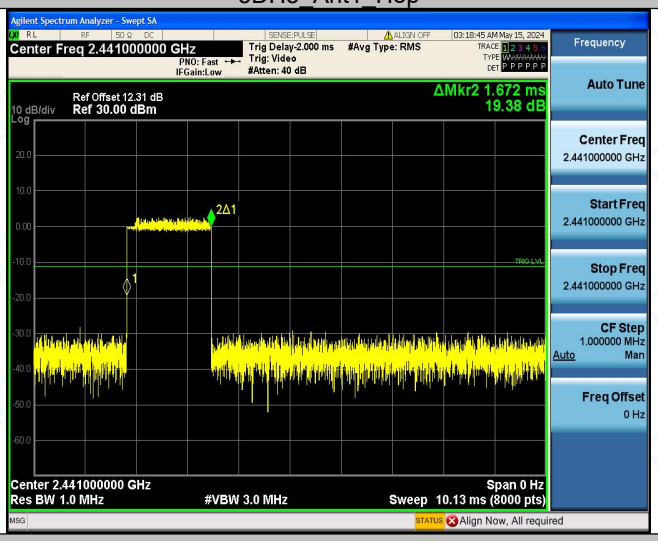

3DH5_Ant1_Hop

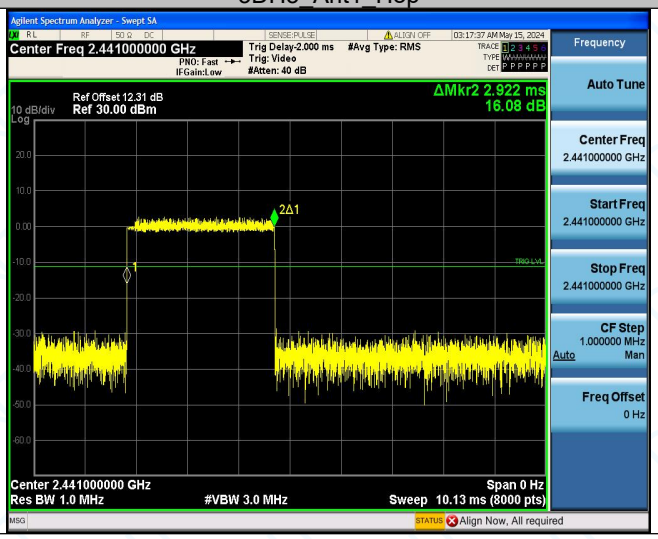

Appendix F: Number of hopping channels

Test Result

Test Mode	Antenna	Freq(MHz)	Result[Num]	Limit[Num]	Verdict
DH5	Ant1	Hop	79	≥15	PASS
2DH5	Ant1	Hop	79	≥15	PASS
3DH5	Ant1	Hop	79	≥15	PASS

Test Graphs

DH5_Ant1_Hop

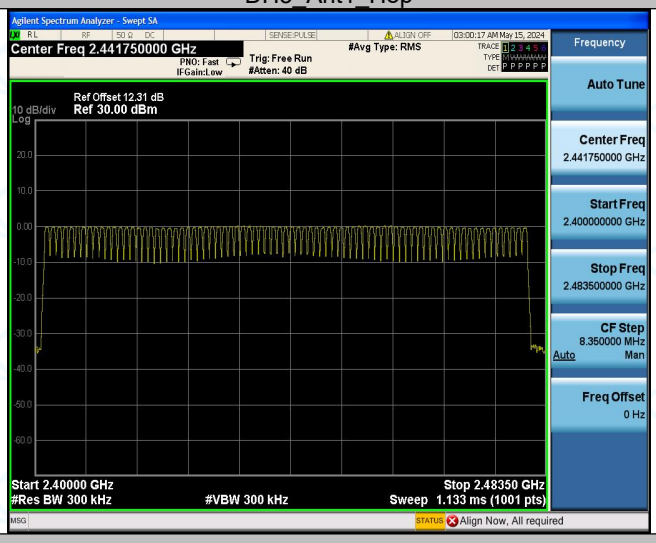

2DH5_Ant1_Hop

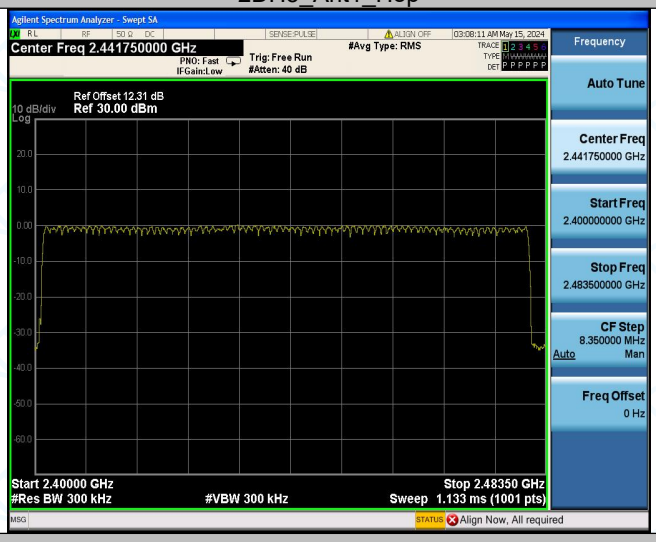

3DH5_Ant1_Hop

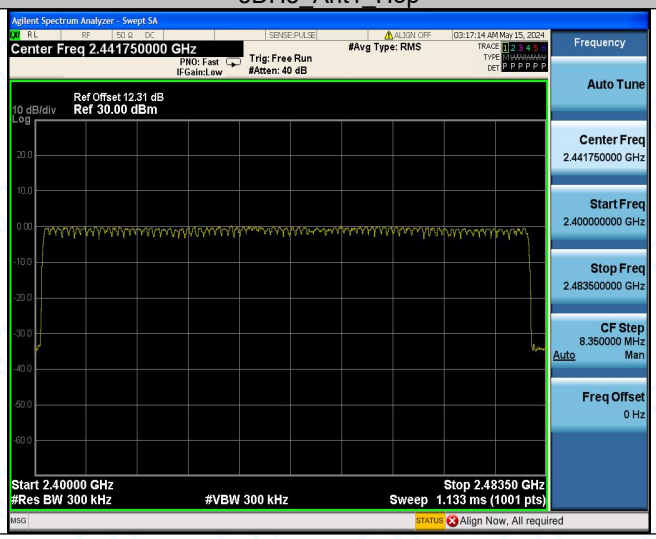

Appendix F: Band edge measurements

Test Result

Test Mode	Antenna	Ch Name	Freq(MHz)	Ref Level [dBm]	Result [dBm]	Limit [dBm]	Verdict
DH5	Ant1	Low	2402	-1.53	-52.27	≤-21.53	PASS
		High	2480	-3.01	-51.35	≤-23.01	PASS
		Low	Hop_2402	-3.24	-52.79	≤-23.24	PASS
		High	Hop_2480	-2.93	-51.7	≤-22.93	PASS
2DH5	Ant1	Low	2402	-0.94	-52.11	≤-20.94	PASS
		High	2480	-1.18	-52.04	≤-21.18	PASS
		Low	Hop_2402	-2.41	-52.21	≤-22.41	PASS
		High	Hop_2480	-2.01	-51.79	≤-22.01	PASS
3DH5	Ant1	Low	2402	-1.14	-52.26	≤-21.14	PASS
		High	2480	-1.09	-52.03	≤-21.09	PASS
		Low	Hop_2402	-6.18	-52.44	≤-26.18	PASS
		High	Hop_2480	-1.29	-51.89	≤-21.29	PASS

.

Test Graphs

DH5_Ant1_Low_2402

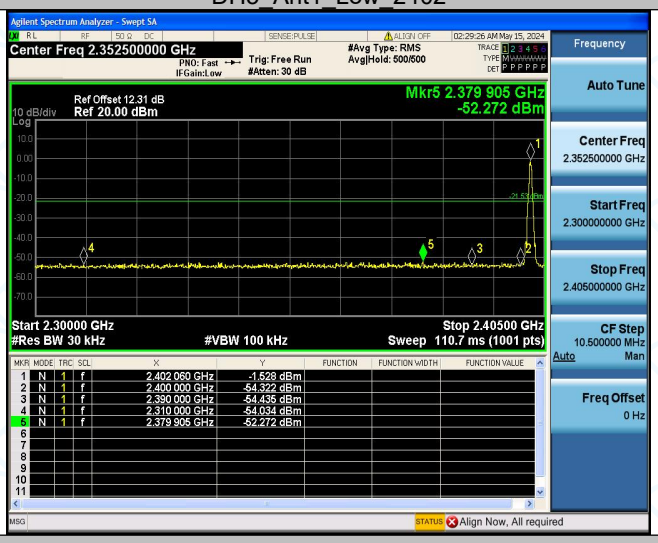

DH5_Ant1_High_2480

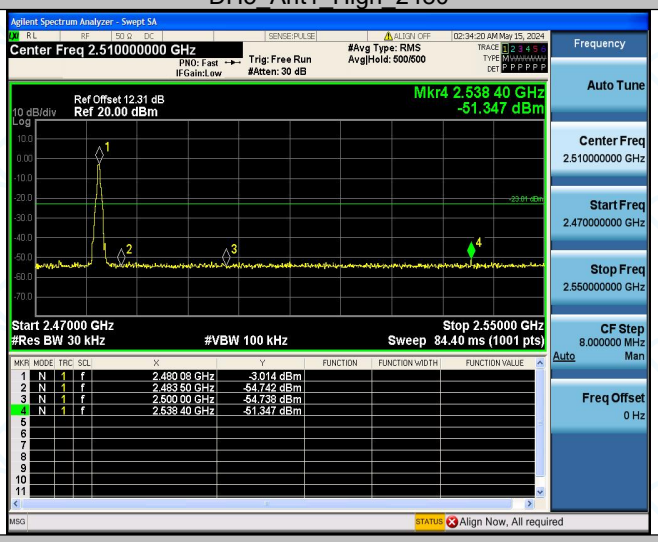

DH5_Ant1_Low_Hop_2402

DH5_Ant1_High_Hop_2480

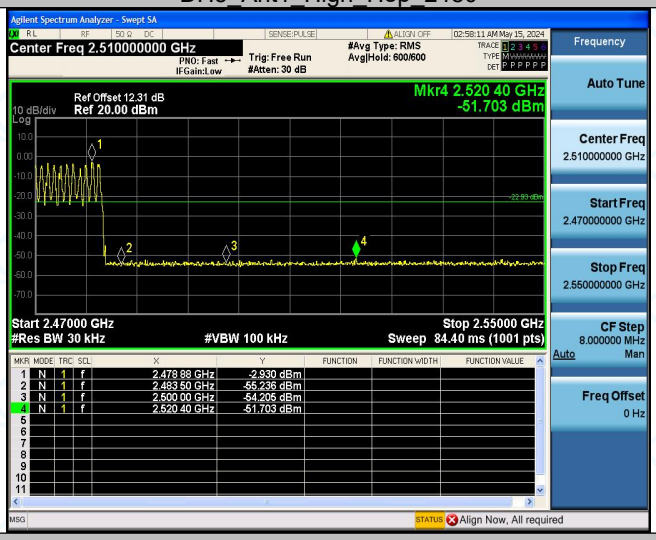

2DH5_Ant1_Low_2402

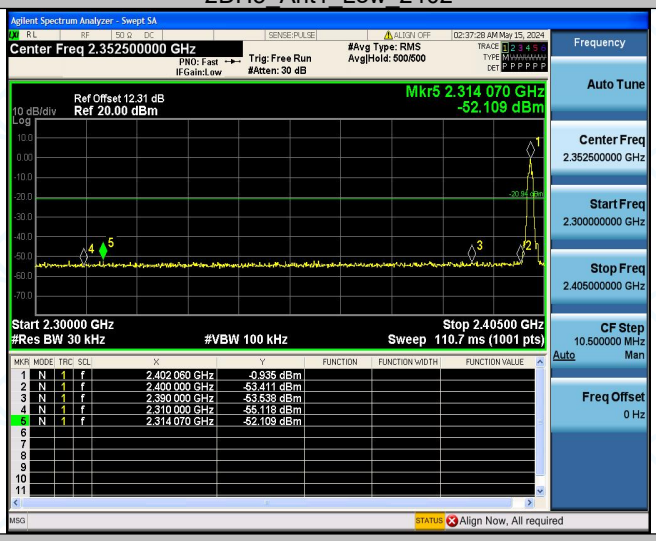

2DH5_Ant1_High_2480

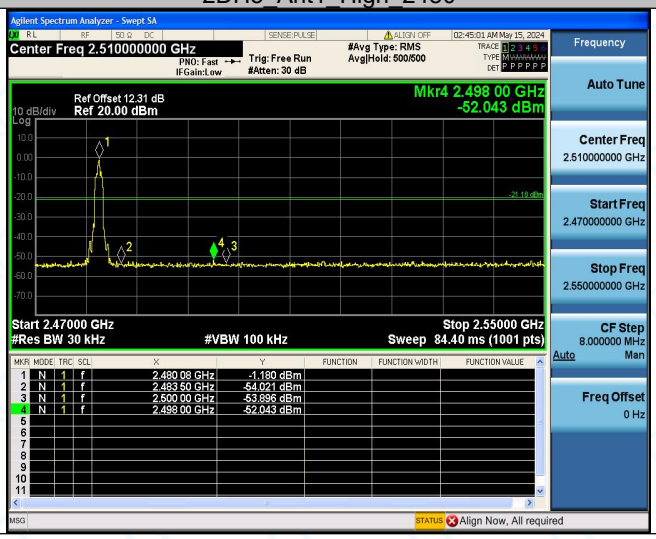

2DH5_Ant1_Low_Hop_2402

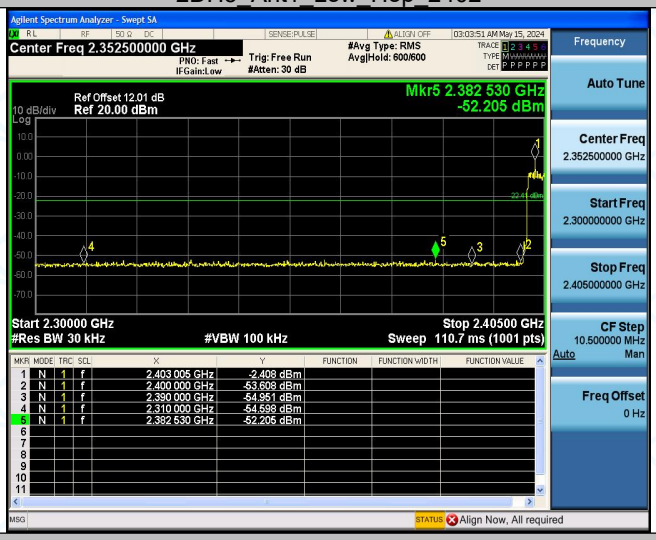

2DH5_Ant1_High_Hop_2480

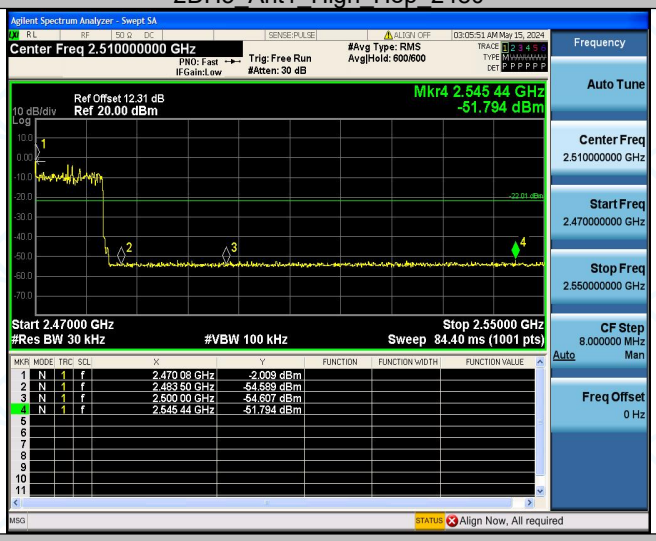

3DH5_Ant1_Low_2402

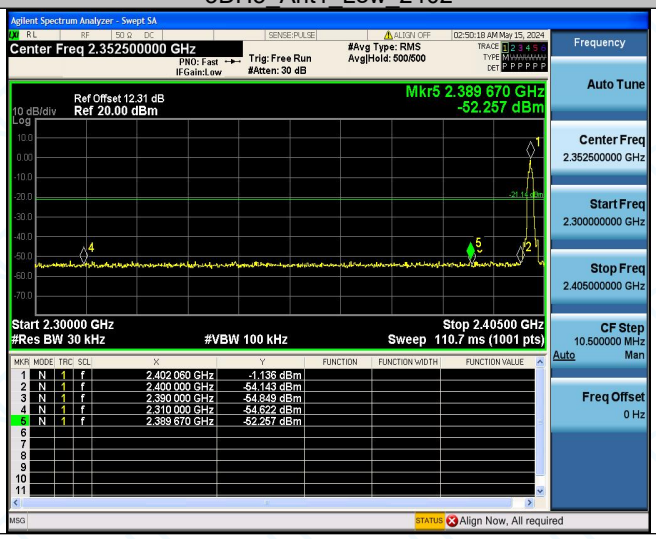

3DH5_Ant1_High_2480

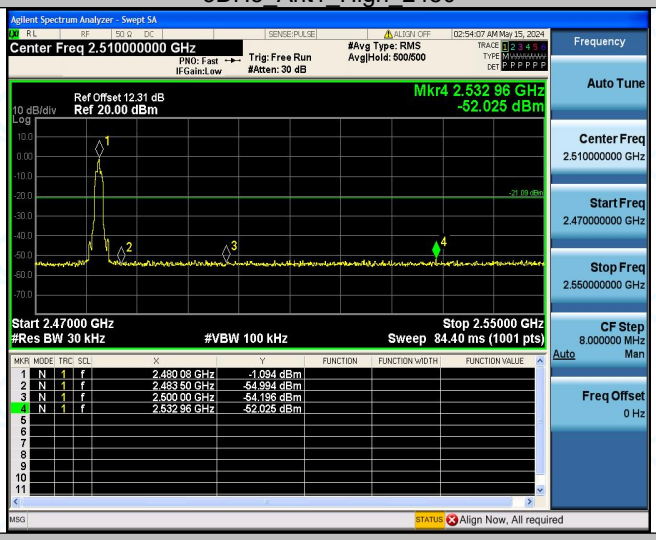

3DH5_Ant1_Low_Hop_2402

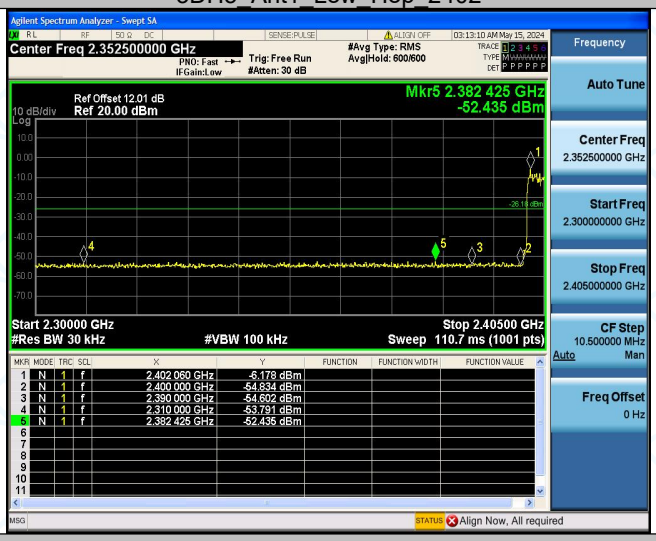

3DH5_Ant1_High_Hop_2480

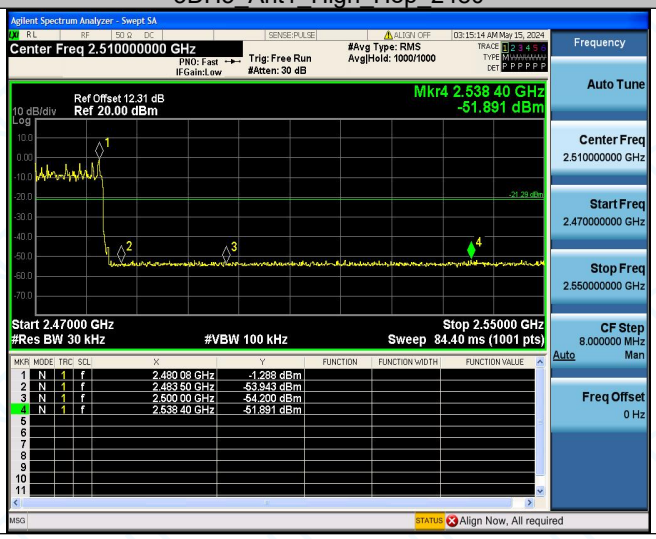

Appendix F: Conducted Spurious Emission

Test Result

Test Mode	Antenna	Freq(MHz)	Freq Range [MHz]	Ref Level [dBm]	Result [dBm]	Limit [dBm]	Verdict
DH5	Ant1	2402	Reference	-0.77	-0.77	---	PASS
			30~1000	-0.77	-59.62	≤-20.77	PASS
			1000~26500	-0.77	-33.99	≤-20.77	PASS
		2441	Reference	-0.48	-0.48	---	PASS
			30~1000	-0.48	-59.61	≤-20.48	PASS
			1000~26500	-0.48	-35.13	≤-20.48	PASS
		2480	Reference	-0.94	-0.94	---	PASS
			30~1000	-0.94	-58.81	≤-20.94	PASS
			1000~26500	-0.94	-37.82	≤-20.94	PASS
2DH5	Ant1	2402	Reference	-1.15	-1.15	---	PASS
			30~1000	-1.15	-59.58	≤-21.15	PASS
			1000~26500	-1.15	-33.77	≤-21.15	PASS
		2441	Reference	-0.74	-0.74	---	PASS
			30~1000	-0.74	-59.61	≤-20.74	PASS
			1000~26500	-0.74	-38.62	≤-20.74	PASS
		2480	Reference	-1.11	-1.11	---	PASS
			30~1000	-1.11	-59.19	≤-21.11	PASS
			1000~26500	-1.11	-40.88	≤-21.11	PASS
3DH5	Ant1	2402	Reference	-0.81	-0.81	---	PASS
			30~1000	-0.81	-59.59	≤-20.81	PASS
			1000~26500	-0.81	-37.08	≤-20.81	PASS
		2441	Reference	-0.78	-0.78	---	PASS
			30~1000	-0.78	-58.83	≤-20.78	PASS
			1000~26500	-0.78	-34.93	≤-20.78	PASS
		2480	Reference	-0.77	-0.77	---	PASS
			30~1000	-0.77	-59.72	≤-20.77	PASS
			1000~26500	-0.77	-40.33	≤-20.77	PASS

Test Graphs

DH5_Ant1_2402_0~Reference

DH5_Ant1_2402_30~1000

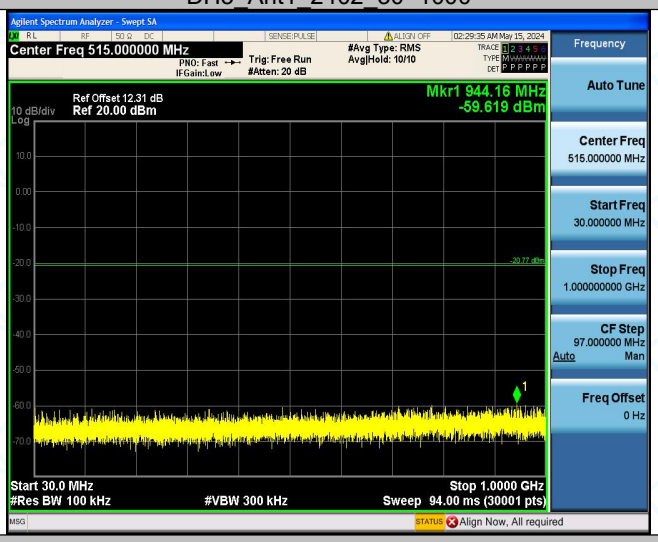

DH5_Ant1_2402_1000~26500

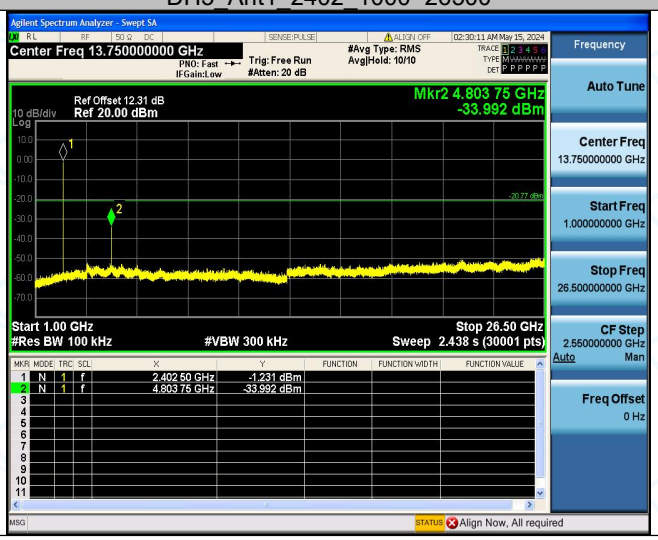

DH5_Ant1_2441_0~Reference

DH5_Ant1_2441_30~1000

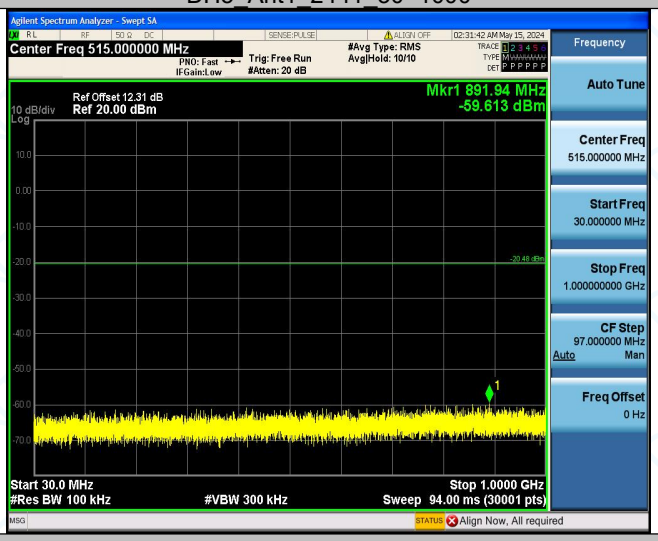

DH5_Ant1_2441_1000~26500

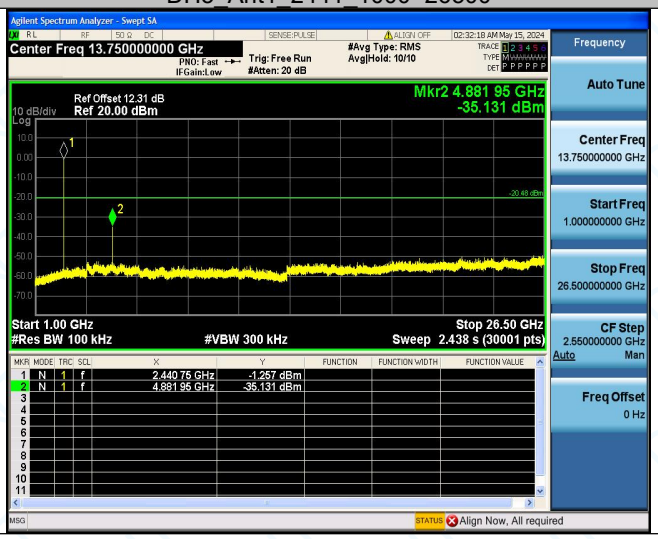

DH5_Ant1_2480_0~Reference

DH5_Ant1_2480_30~1000

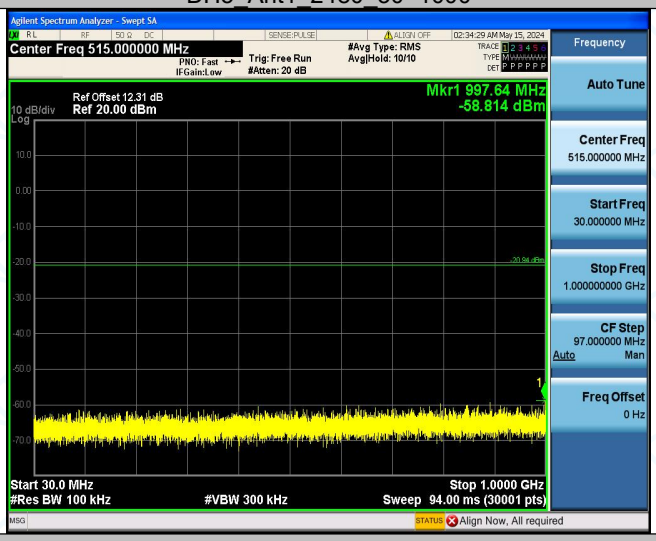
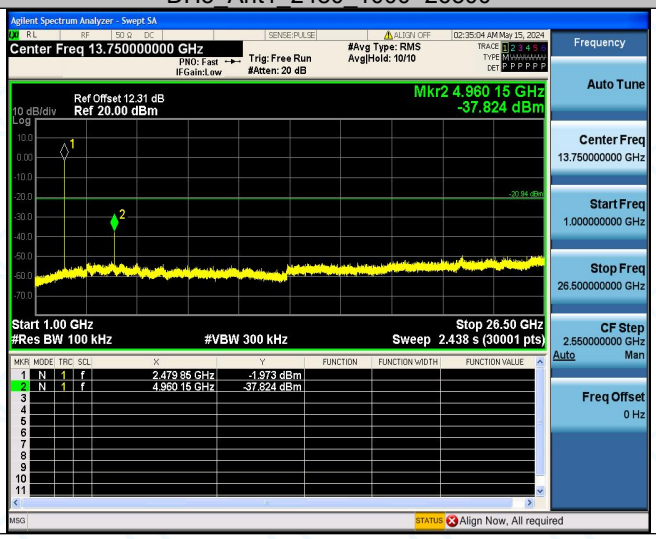
DH5_Ant1_2480_1000~26500