n20 2462MHz Ant1 Ref

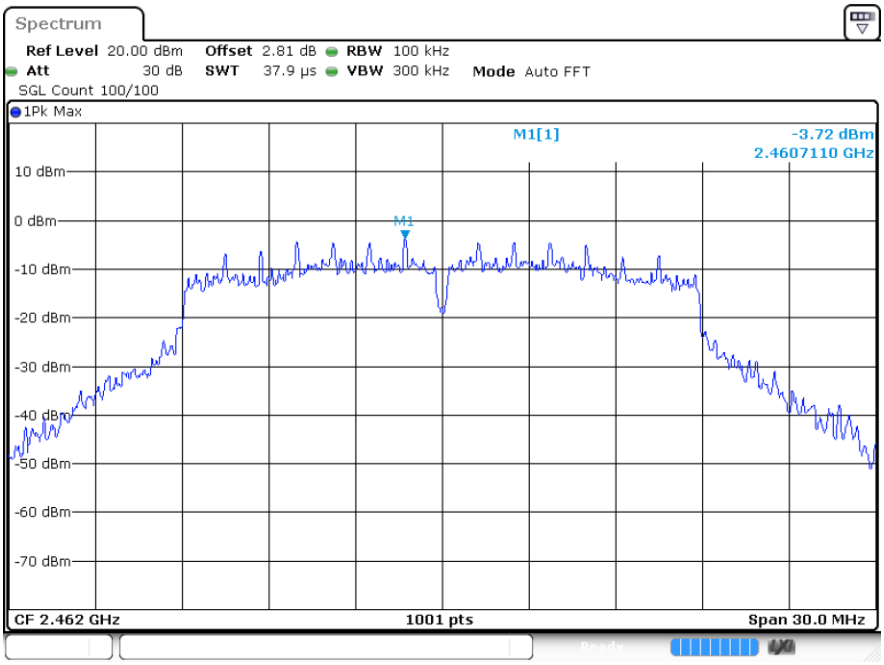

n20 2462MHz Ant1 Emission

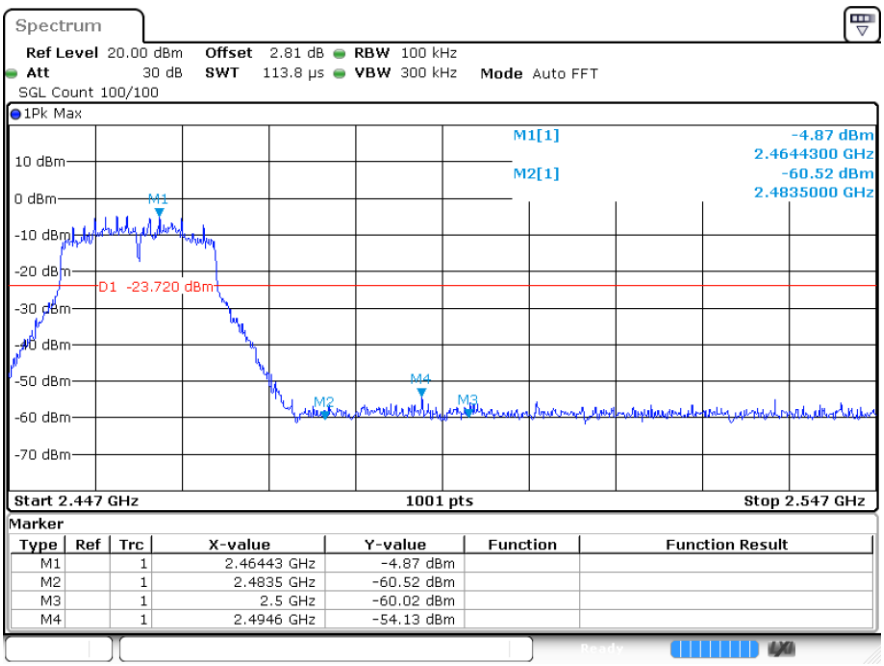

Marker

Type	Ref	Trc	X-value	Y-value	Function	Function Result
M1		1	2.46443 GHz	-4.87 dBm		
M2		1	2.4835 GHz	-60.52 dBm		
M3		1	2.5 GHz	-60.02 dBm		
M4		1	2.4946 GHz	-54.13 dBm		

n40 2422MHz Ant1 Ref

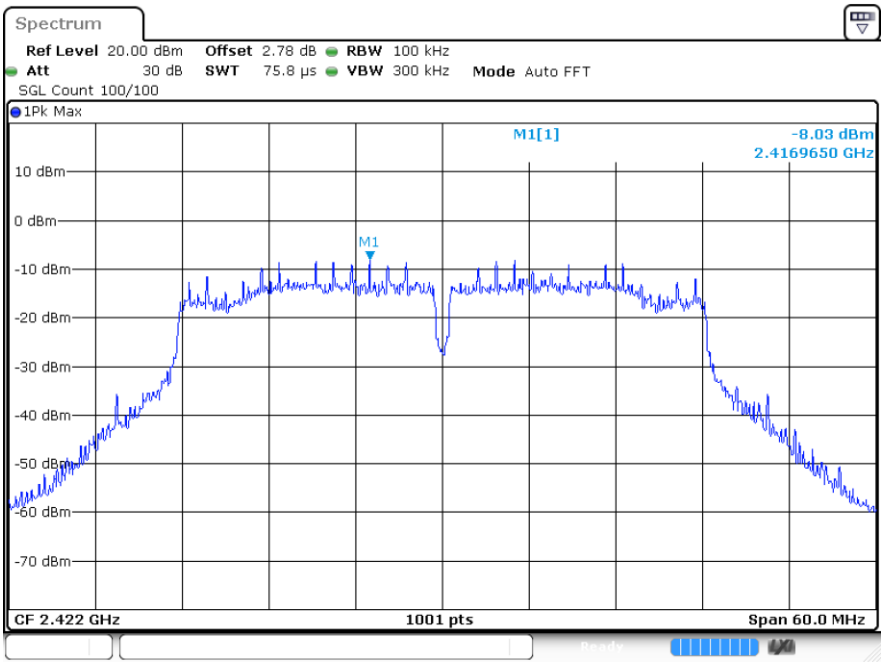

n40 2422MHz Ant1 Emission

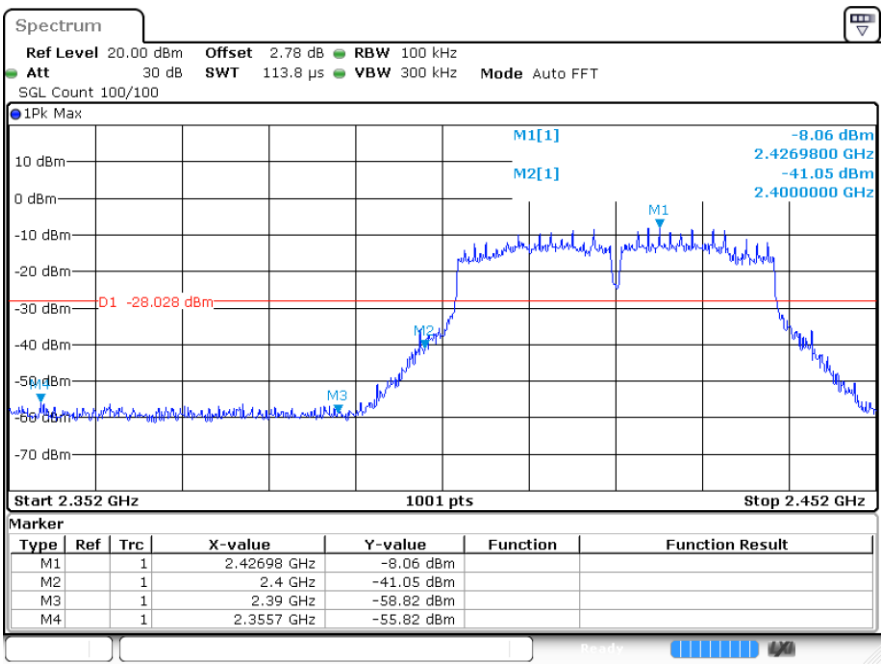

n40 2452MHz Ant1 Ref

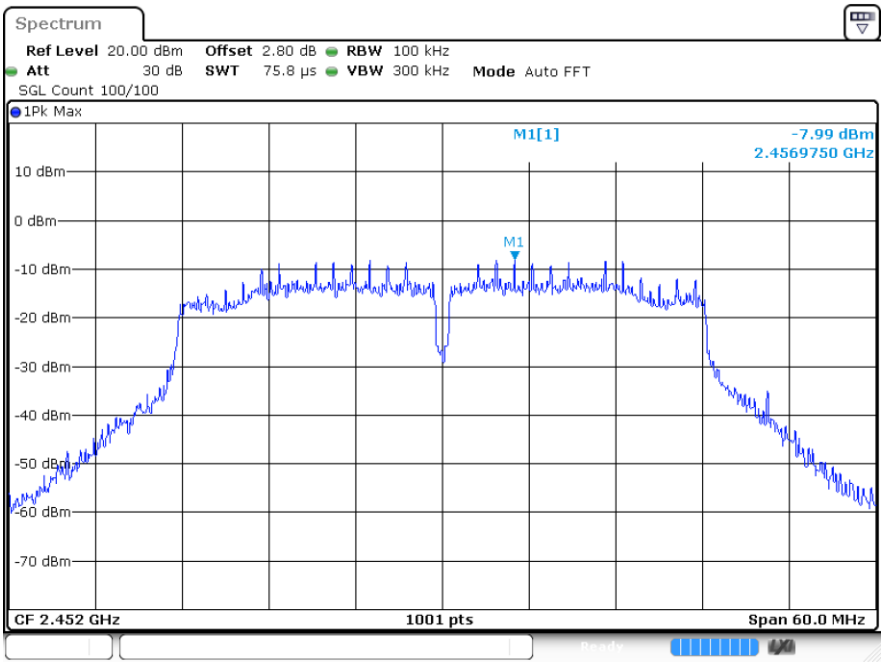

n40 2452MHz Ant1 Emission

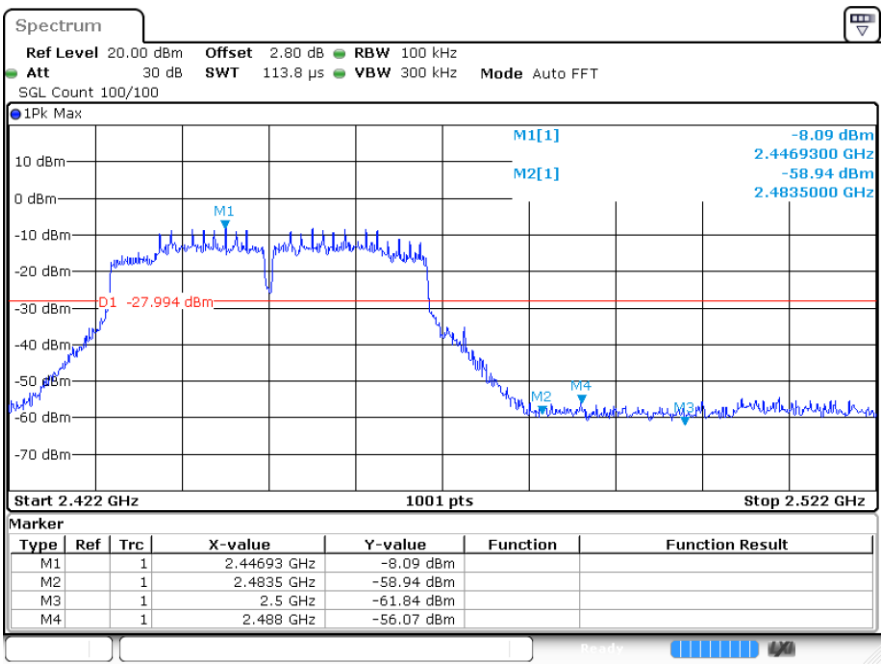

6 Conducted RF Spurious Emission

6.1 Test Result

Mode	Frequency (MHz)	Antenna	Max Value (dBc)	Limit (dBc)	Verdict
b	2412	Ant1	-43.52	-20	Pass
b	2437	Ant1	-43.29	-20	Pass
b	2462	Ant1	-43.45	-20	Pass
g	2412	Ant1	-39.56	-20	Pass
g	2437	Ant1	-40.24	-20	Pass
g	2462	Ant1	-40.44	-20	Pass
n20	2412	Ant1	-38.97	-20	Pass
n20	2437	Ant1	-39.24	-20	Pass
n20	2462	Ant1	-38.13	-20	Pass
n40	2422	Ant1	-35.23	-20	Pass
n40	2437	Ant1	-33.85	-20	Pass
n40	2452	Ant1	-34.96	-20	Pass

6.2 Test Graphs

Test Graphs

b 2412MHz Ant1 Ref

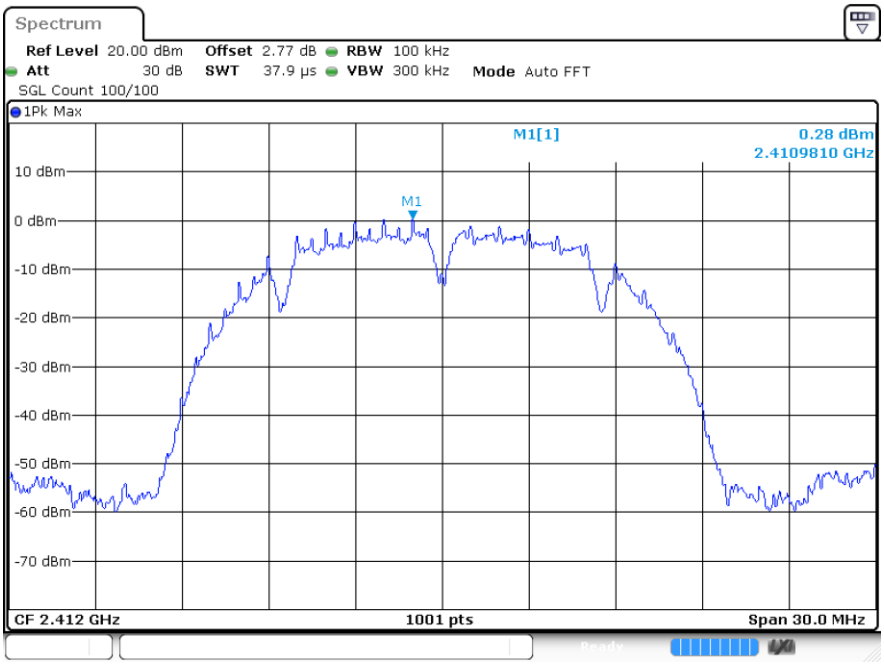

b 2412MHz Ant1 Emission

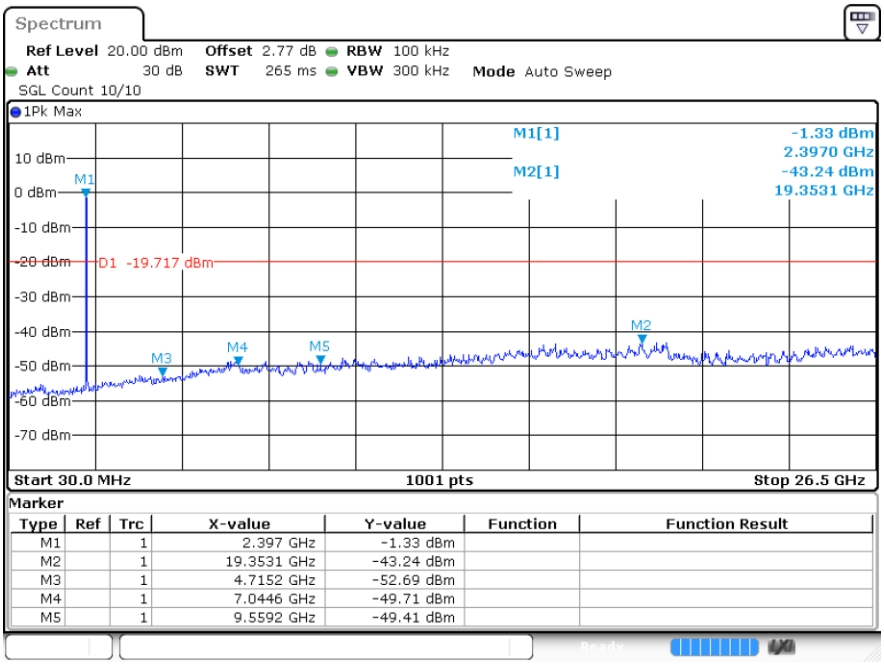

Marker

Type	Ref	Trc	X-value	Y-value	Function	Function Result
M1		1	2.397 GHz	-1.33 dBm		
M2		1	19.3531 GHz	-43.24 dBm		
M3		1	4.7152 GHz	-52.69 dBm		
M4		1	7.0446 GHz	-49.71 dBm		
M5		1	9.5592 GHz	-49.41 dBm		

b 2437MHz Ant1 Ref

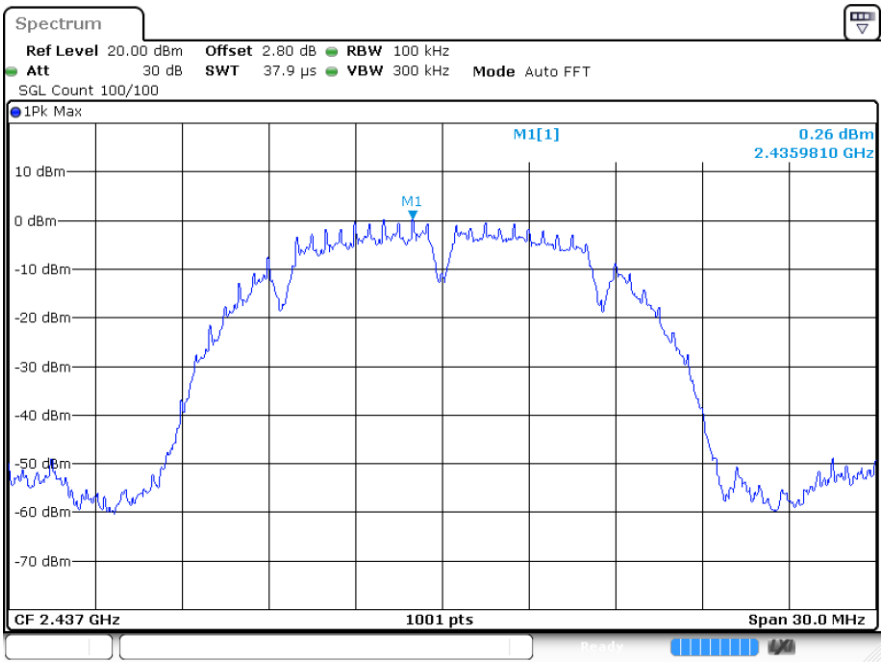

b 2437MHz Ant1 Emission

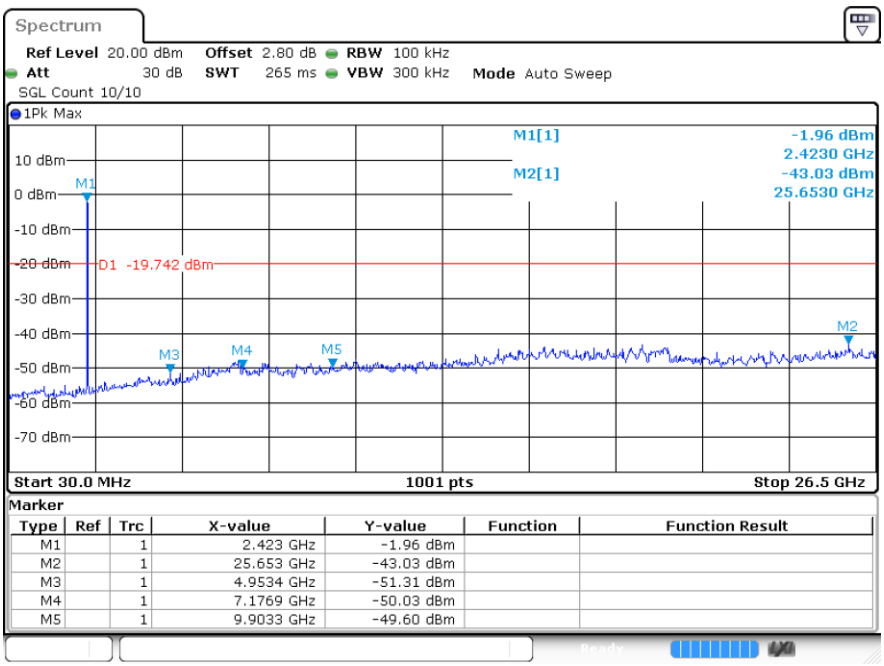

b 2462MHz Ant1 Ref

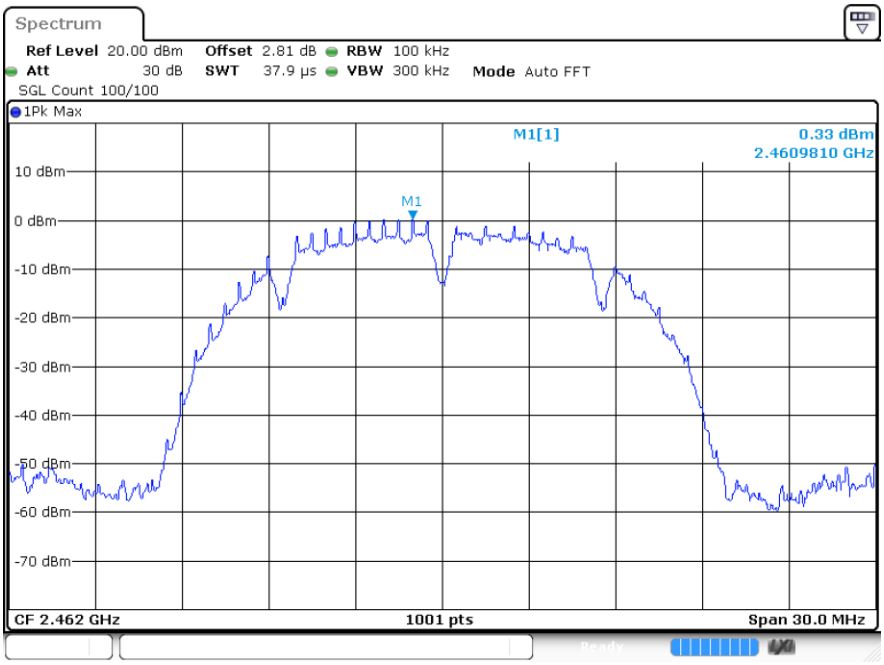

b 2462MHz Ant1 Emission

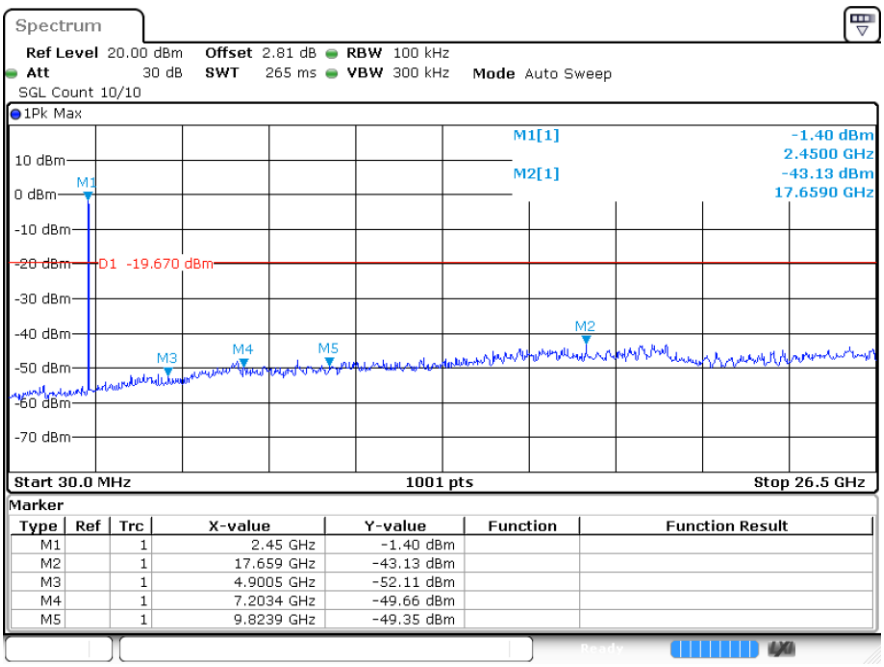

Marker

Type	Ref	Trc	X-value	Y-value	Function	Function Result
M1		1	2.45 GHz	-1.40 dBm		
M2		1	17.659 GHz	-43.13 dBm		
M3		1	4.9005 GHz	-52.11 dBm		
M4		1	7.2034 GHz	-49.66 dBm		
M5		1	9.8239 GHz	-49.35 dBm		

g 2412MHz Ant1 Ref

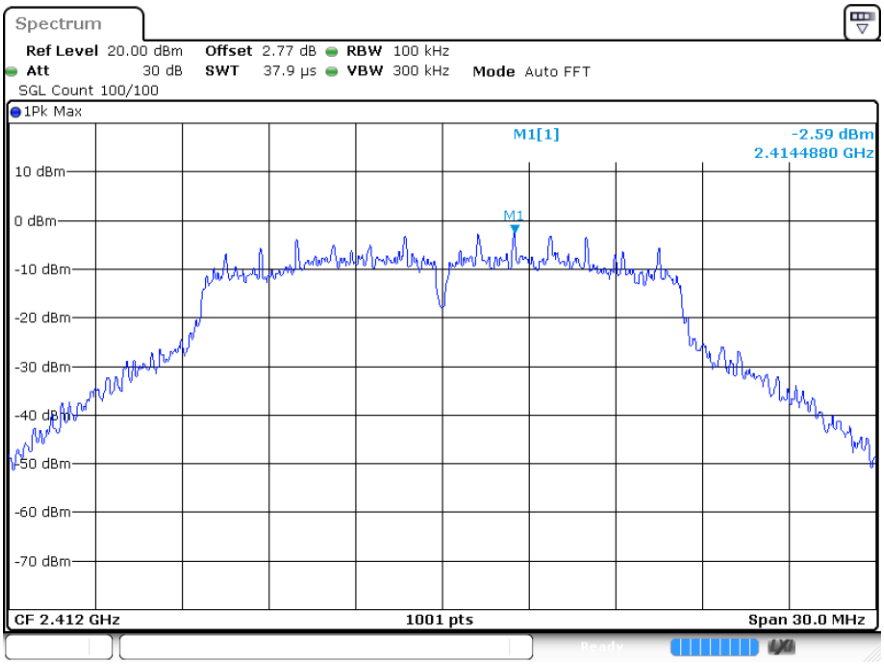

g 2412MHz Ant1 Emission

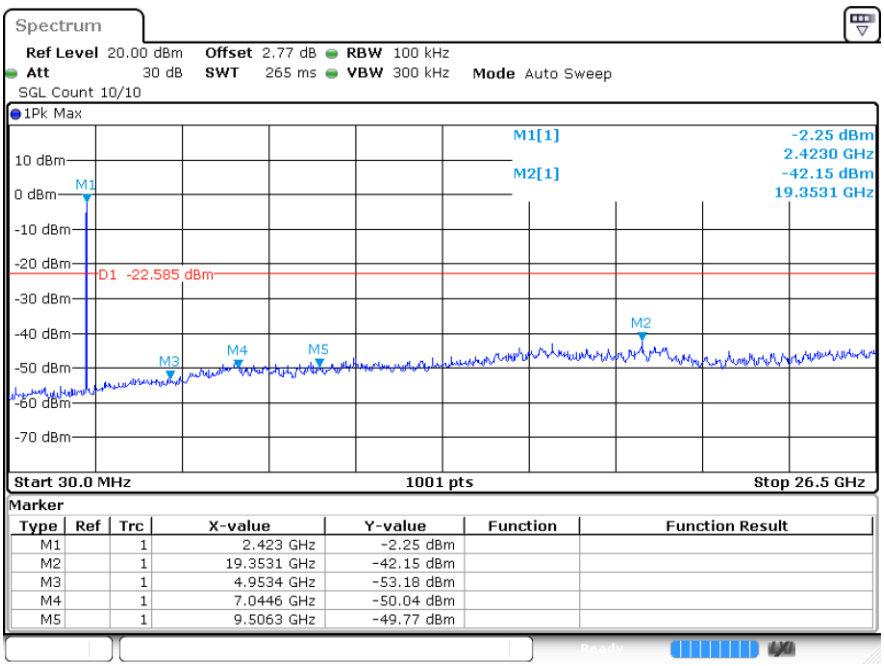

g 2437MHz Ant1 Ref

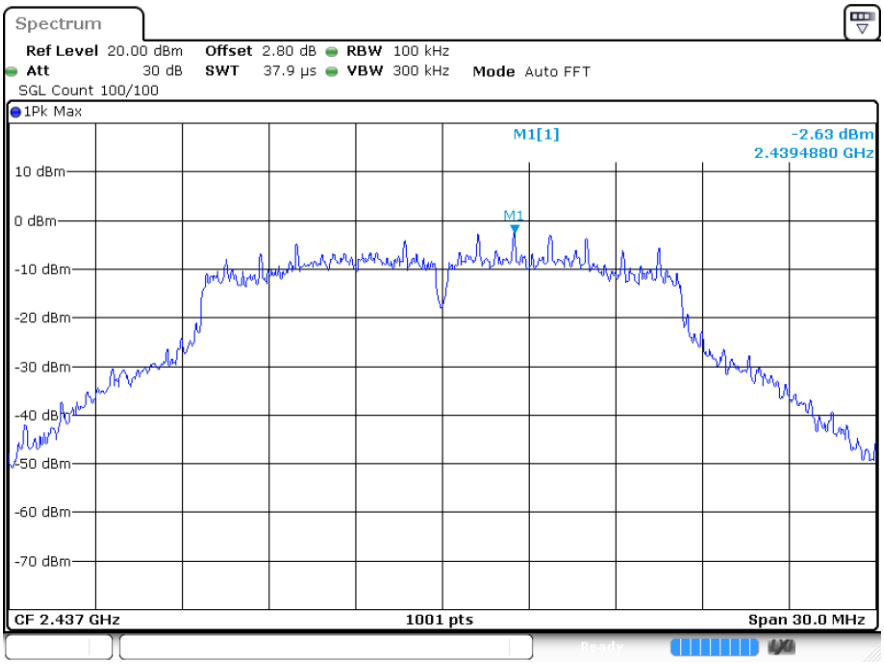

g 2437MHz Ant1 Emission

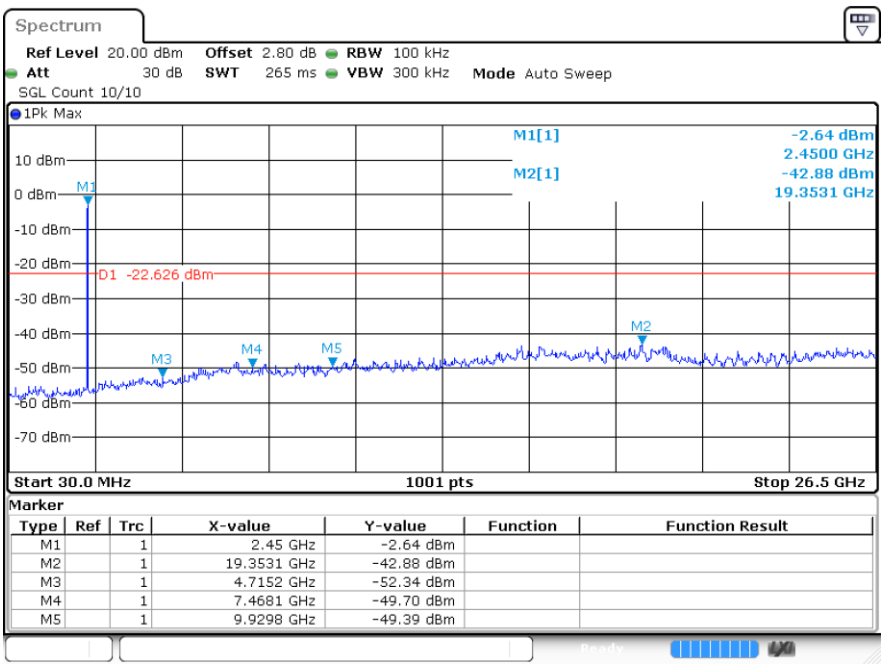

Marker

Type	Ref	Trc	X-value	Y-value	Function	Function Result
M1		1	2.45 GHz	-2.64 dBm		
M2		1	19.3531 GHz	-42.88 dBm		
M3		1	4.7152 GHz	-52.34 dBm		
M4		1	7.4681 GHz	-49.70 dBm		
M5		1	9.9298 GHz	-49.39 dBm		

g 2462MHz Ant1 Ref

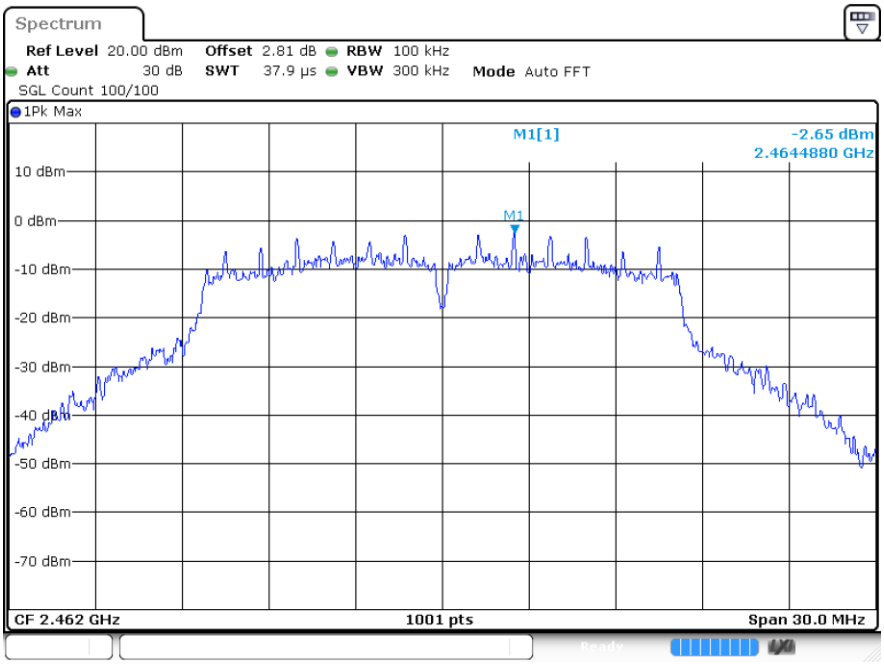

g 2462MHz Ant1 Emission

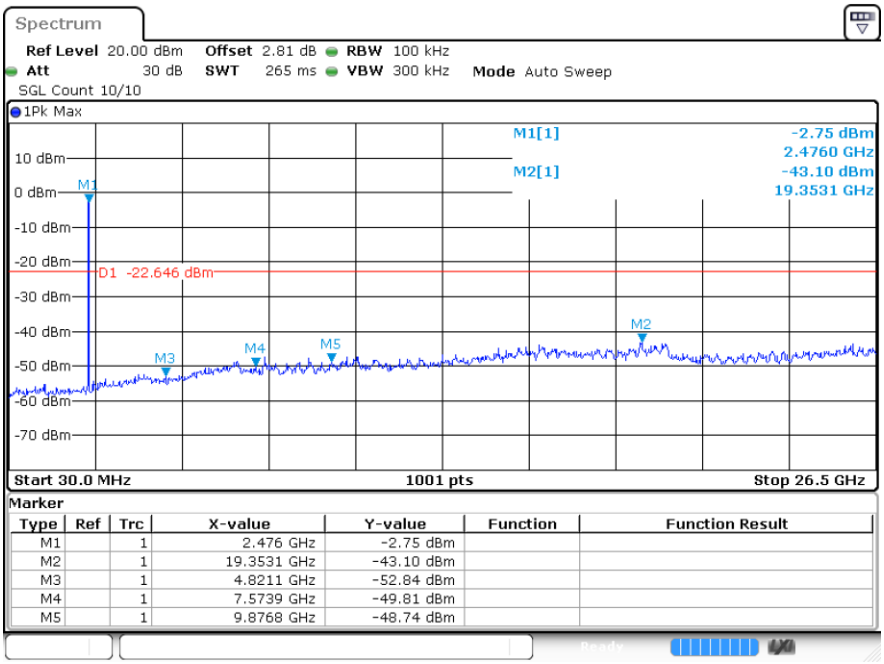

Type	Ref	Trc	X-value	Y-value	Function	Function Result
M1		1	2.476 GHz	-2.75 dBm		
M2		1	19.3531 GHz	-43.10 dBm		
M3		1	4.8211 GHz	-52.84 dBm		
M4		1	7.5739 GHz	-49.81 dBm		
M5		1	9.8768 GHz	-48.74 dBm		

n20 2412MHz Ant1 Ref

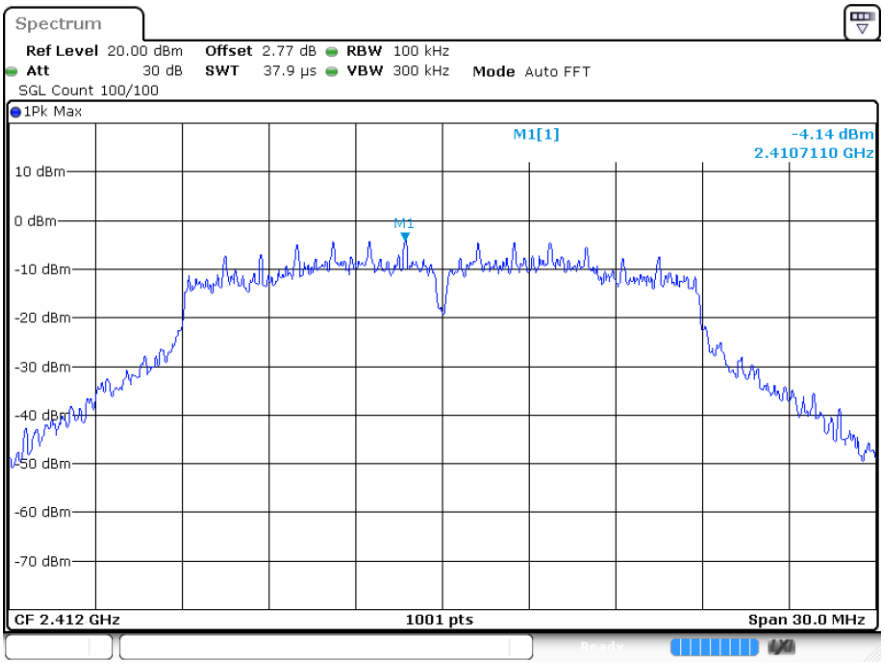

n20 2412MHz Ant1 Emission

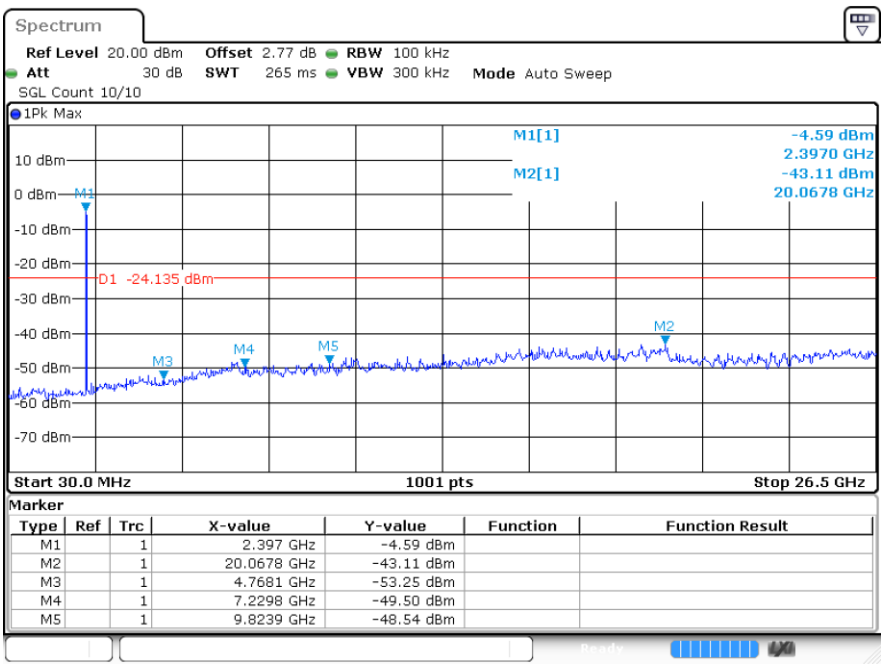

Marker

Type	Ref	Trc	X-value	Y-value	Function	Function Result
M1		1	2.397 GHz	-4.59 dBm		
M2		1	20.0678 GHz	-43.11 dBm		
M3		1	4.7681 GHz	-53.25 dBm		
M4		1	7.2298 GHz	-49.50 dBm		
M5		1	9.8239 GHz	-48.54 dBm		

n20 2437MHz Ant1 Ref

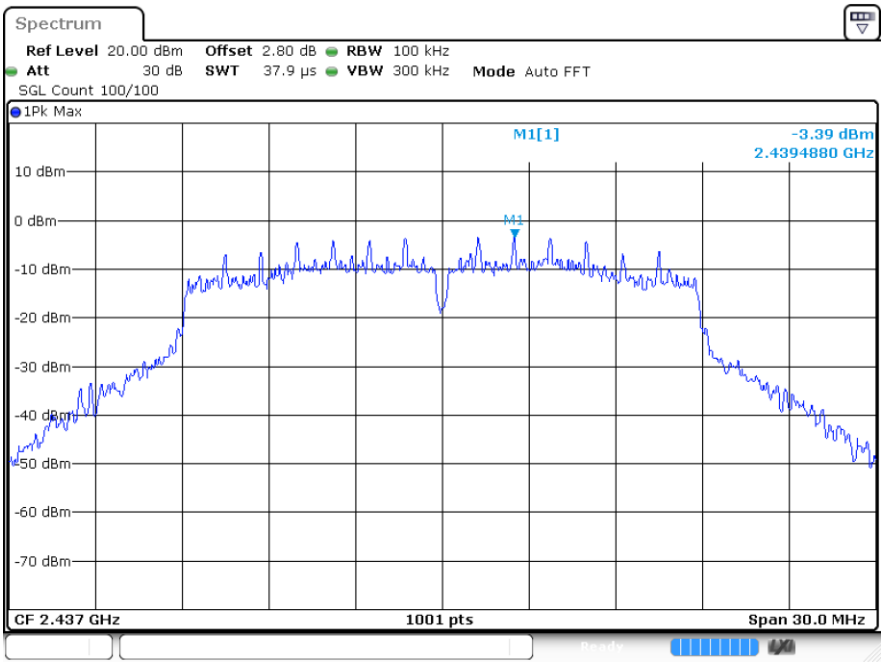

n20 2437MHz Ant1 Emission

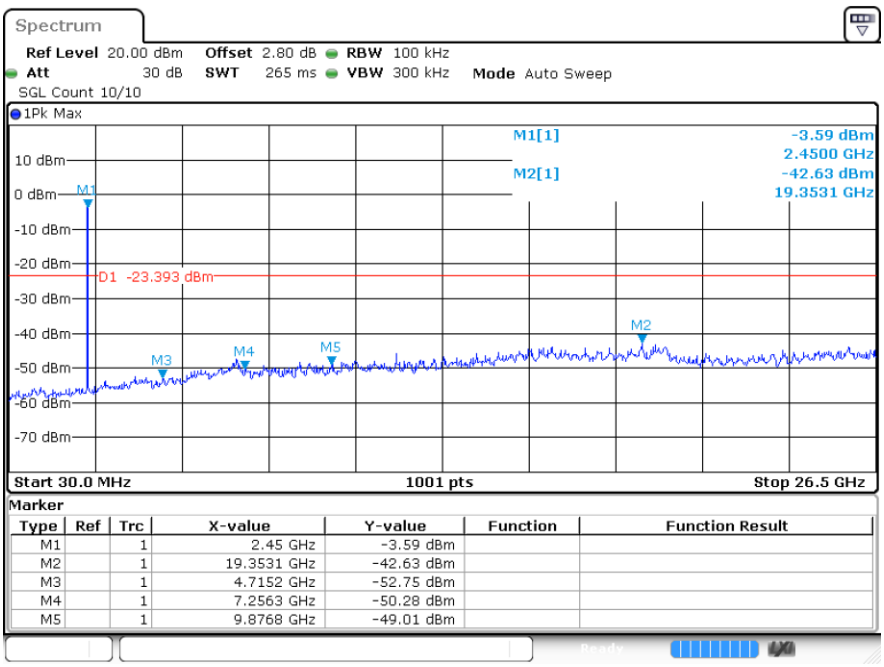

Marker

Type	Ref	Trc	X-value	Y-value	Function	Function Result
M1		1	2.45 GHz	-3.59 dBm		
M2		1	19.3531 GHz	-42.63 dBm		
M3		1	4.7152 GHz	-52.75 dBm		
M4		1	7.2563 GHz	-50.28 dBm		
M5		1	9.8768 GHz	-49.01 dBm		

n20 2462MHz Ant1 Ref

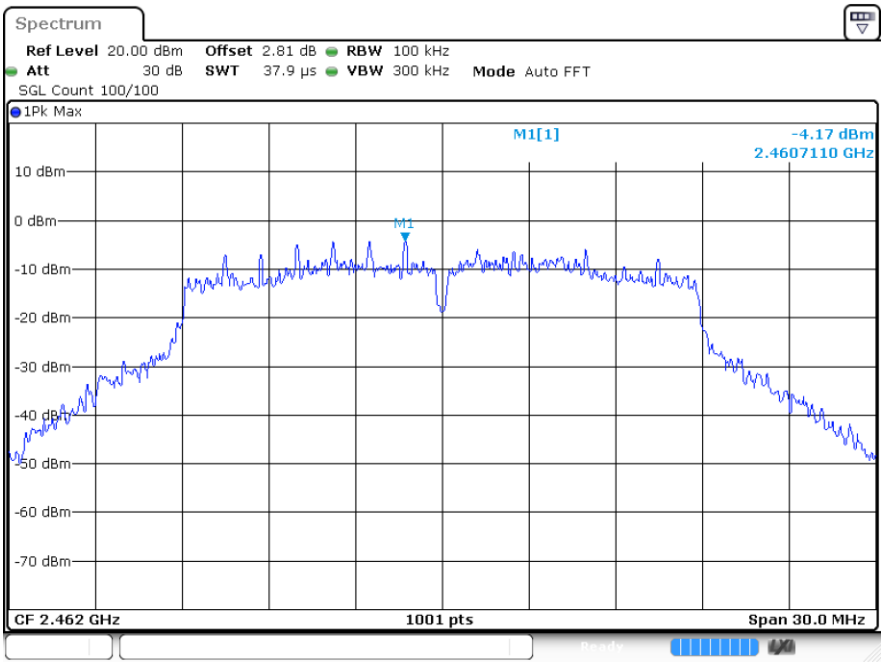

n20 2462MHz Ant1 Emission

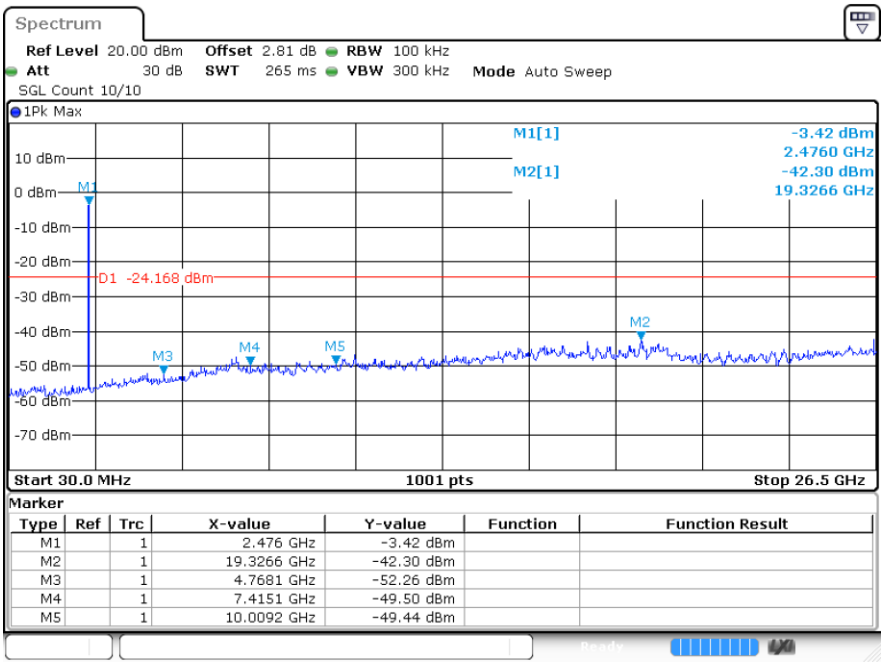

n40 2422MHz Ant1 Ref

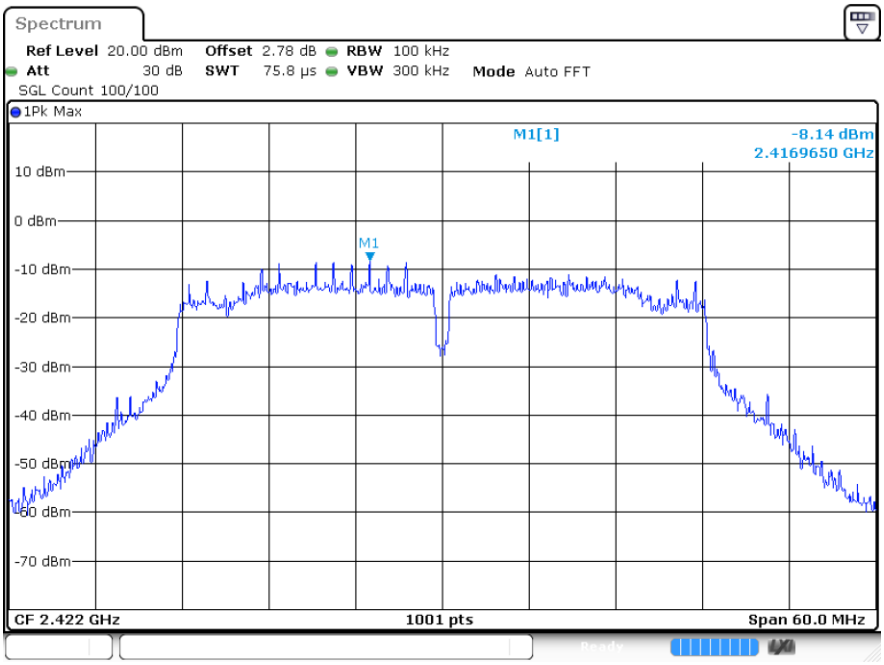

n40 2422MHz Ant1 Emission

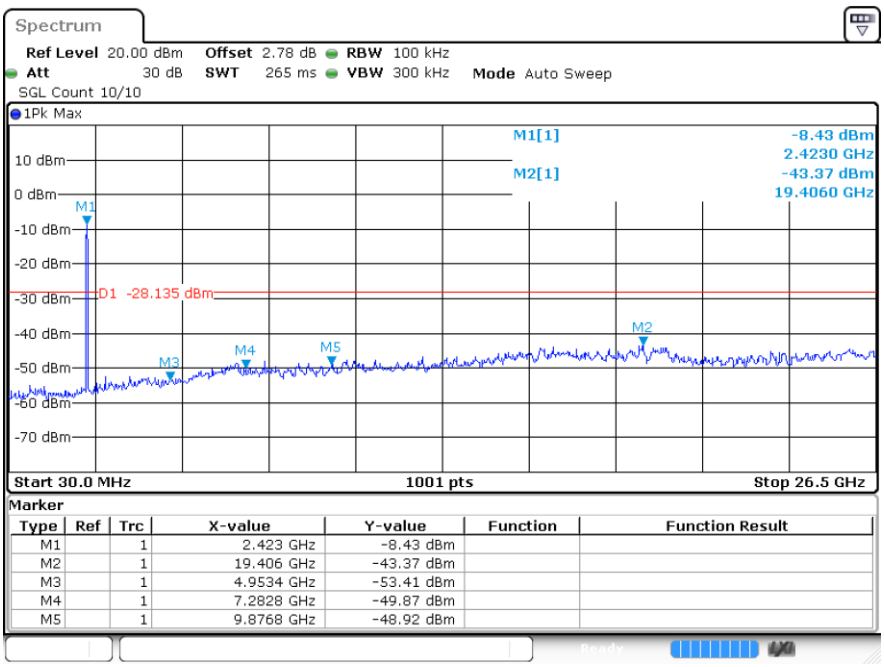

Marker

Type	Ref	Trc	X-value	Y-value	Function	Function Result
M1		1	2.423 GHz	-8.43 dBm		
M2		1	19.406 GHz	-43.37 dBm		
M3		1	4.9534 GHz	-53.41 dBm		
M4		1	7.2828 GHz	-49.87 dBm		
M5		1	9.8768 GHz	-48.92 dBm		

n40 2437MHz Ant1 Ref

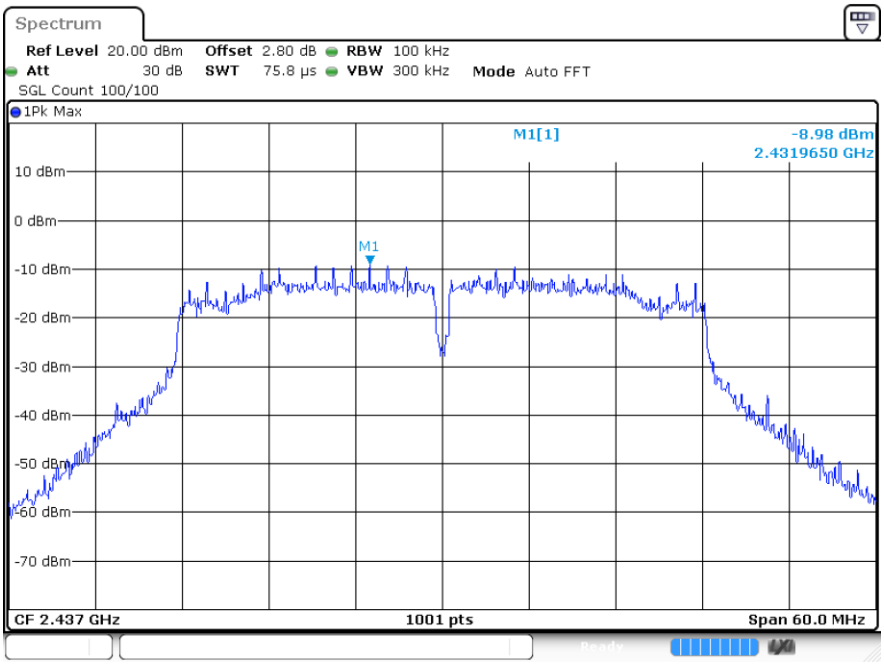

n40 2437MHz Ant1 Emission

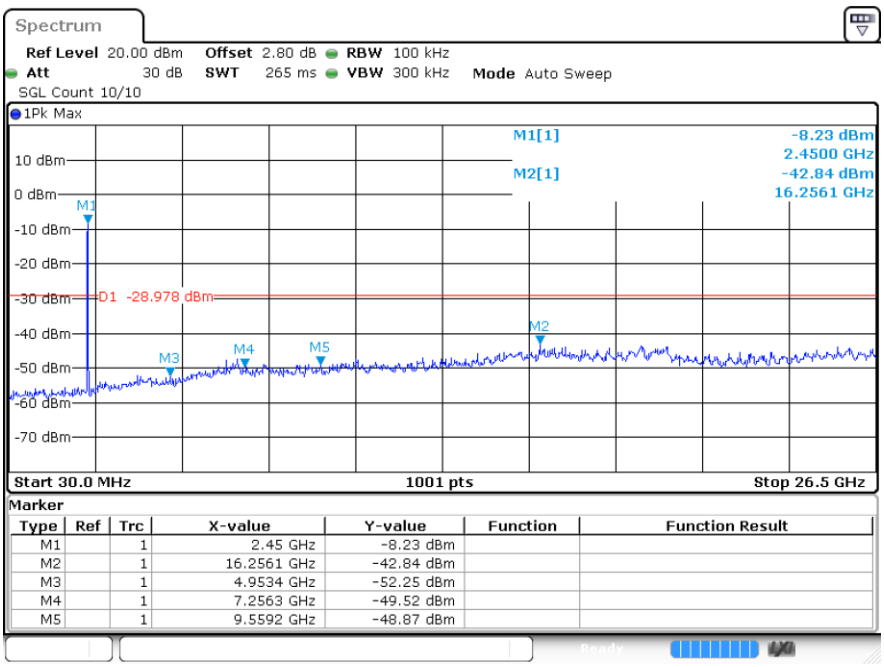

Marker

Type	Ref	Trc	X-value	Y-value	Function	Function Result
M1		1	2.45 GHz	-8.23 dBm		
M2		1	16.2561 GHz	-42.84 dBm		
M3		1	4.9534 GHz	-52.25 dBm		
M4		1	7.2563 GHz	-49.52 dBm		
M5		1	9.5592 GHz	-48.87 dBm		

n40 2452MHz Ant1 Ref

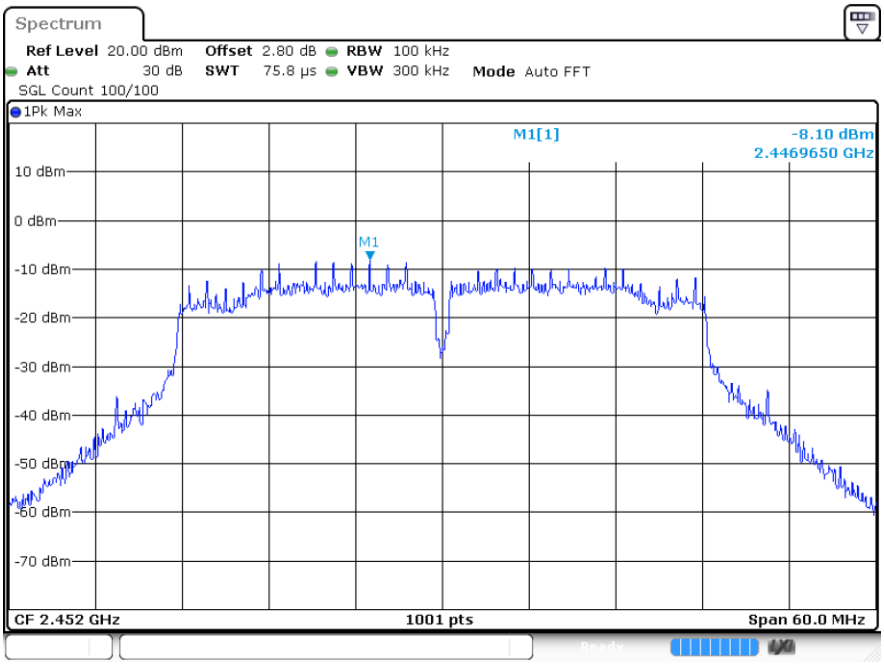

n40 2452MHz Ant1 Emission

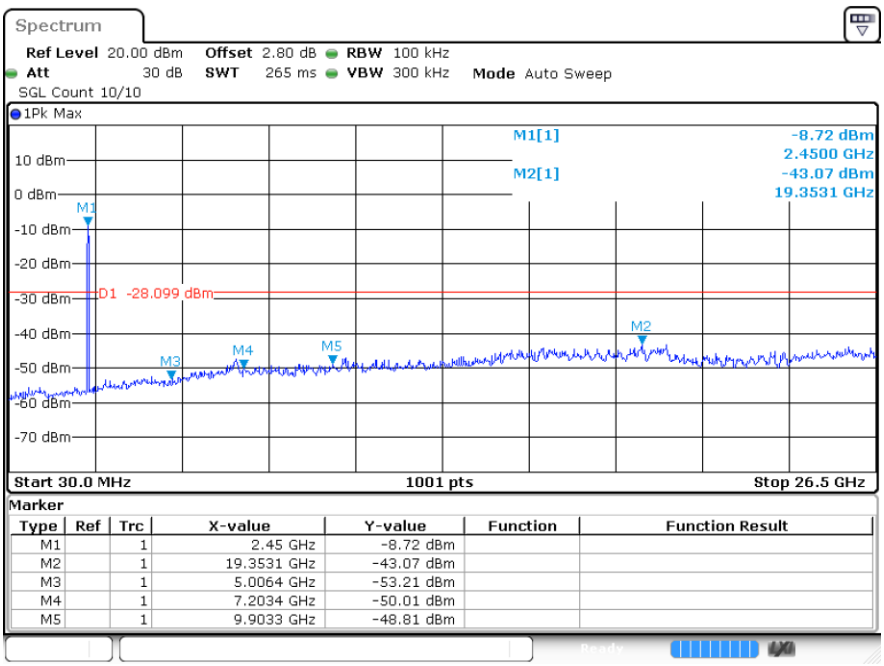

Type	Ref	Trc	X-value	Y-value	Function	Function Result
M1		1	2.45 GHz	-8.72 dBm		
M2		1	19.3531 GHz	-43.07 dBm		
M3		1	5.0064 GHz	-53.21 dBm		
M4		1	7.2034 GHz	-50.01 dBm		
M5		1	9.9033 GHz	-48.81 dBm		

7 Restrict Band

7.1 Test Result

Mode	Frequency (MHz)	Antenna	Spur Freq (MHz)	Power (dBm)	Gain (dBi)	Duty Factor	E (dBuV/m)	Detector	Limit (dBuV/m)	Verdict
b	2412	Ant1	2310	-49.84	3.16	-	48.55	Peak	74	Pass
b	2412	Ant1	2310	-56.45	3.16	0	41.94	Average	54	Pass
b	2412	Ant1	2338.197	-45.63	3.16	-	52.76	Peak	74	Pass
b	2412	Ant1	2337.378	-53.58	3.16	0	44.81	Average	54	Pass
b	2412	Ant1	2390	-48.82	3.16	-	49.57	Peak	74	Pass
b	2412	Ant1	2390	-56.45	3.16	0	41.94	Average	54	Pass
b	2462	Ant1	2483.5	-47.11	3.16	-	51.28	Peak	74	Pass
b	2462	Ant1	2483.5	-54.86	3.16	0	43.53	Average	54	Pass
b	2462	Ant1	2483.517	-47.11	3.16	-	51.28	Peak	74	Pass
b	2462	Ant1	2484.418	-54.21	3.16	0	44.18	Average	54	Pass
b	2462	Ant1	2500	-48.79	3.16	-	49.60	Peak	74	Pass
b	2462	Ant1	2500	-55.65	3.16	0	42.74	Average	54	Pass
g	2412	Ant1	2310	-49.46	3.16	-	48.93	Peak	74	Pass
g	2412	Ant1	2310	-55.72	3.16	0.61	43.28	Average	54	Pass
g	2412	Ant1	2339.601	-46.61	3.16	-	51.78	Peak	74	Pass
g	2412	Ant1	2338.899	-54.07	3.16	0.61	44.93	Average	54	Pass
g	2412	Ant1	2390	-49.35	3.16	-	49.04	Peak	74	Pass
g	2412	Ant1	2390	-57.05	3.16	0.61	41.95	Average	54	Pass
g	2462	Ant1	2483.5	-48.7	3.16	-	49.69	Peak	74	Pass
g	2462	Ant1	2483.5	-56.25	3.16	0.61	42.75	Average	54	Pass
g	2462	Ant1	2483.517	-47.25	3.16	-	51.14	Peak	74	Pass
g	2462	Ant1	2485.69	-55.06	3.16	0.61	43.94	Average	54	Pass
g	2462	Ant1	2500	-47.36	3.16	-	51.03	Peak	74	Pass
g	2462	Ant1	2500	-56.39	3.16	0.61	42.61	Average	54	Pass
n20	2412	Ant1	2310	-50.69	3.16	-	47.70	Peak	74	Pass
n20	2412	Ant1	2310	-57.35	3.16	0.58	41.62	Average	54	Pass
n20	2412	Ant1	2346.621	-46.08	3.16	-	52.31	Peak	74	Pass
n20	2412	Ant1	2336.325	-54.66	3.16	0.58	44.31	Average	54	Pass
n20	2412	Ant1	2390	-49.81	3.16	-	48.58	Peak	74	Pass
n20	2412	Ant1	2390	-57.17	3.16	0.58	41.80	Average	54	Pass
n20	2462	Ant1	2483.5	-47.71	3.16	-	50.68	Peak	74	Pass
n20	2462	Ant1	2483.5	-56.51	3.16	0.58	42.46	Average	54	Pass
n20	2462	Ant1	2484.312	-47.01	3.16	-	51.38	Peak	74	Pass
n20	2462	Ant1	2494.7	-55.54	3.16	0.58	43.43	Average	54	Pass

n20	2462	Ant1	2500	-48.97	3.16	-	49.42	Peak	74	Pass
n20	2462	Ant1	2500	-56.13	3.16	0.58	42.84	Average	54	Pass
n40	2422	Ant1	2310	-50.08	3.16	-	48.31	Peak	74	Pass
n40	2422	Ant1	2310	-56.67	3.16	0.55	42.27	Average	54	Pass
n40	2422	Ant1	2365.948	-46.98	3.16	-	51.41	Peak	74	Pass
n40	2422	Ant1	2339.394	-54.23	3.16	0.55	44.71	Average	54	Pass
n40	2422	Ant1	2390	-50.83	3.16	-	47.56	Peak	74	Pass
n40	2422	Ant1	2390	-57.58	3.16	0.55	41.36	Average	54	Pass
n40	2452	Ant1	2483.5	-48.48	3.16	-	49.91	Peak	74	Pass
n40	2452	Ant1	2483.5	-56.48	3.16	0.55	42.46	Average	54	Pass
n40	2452	Ant1	2489.47	-47.05	3.16	-	51.34	Peak	74	Pass
n40	2452	Ant1	2484.712	-55.47	3.16	0.55	43.47	Average	54	Pass
n40	2452	Ant1	2500	-49.54	3.16	-	48.85	Peak	74	Pass
n40	2452	Ant1	2500	-55.83	3.16	0.55	43.11	Average	54	Pass

7.2 Test Graphs

Test Graphs

b 2412MHz Ant1 Peak

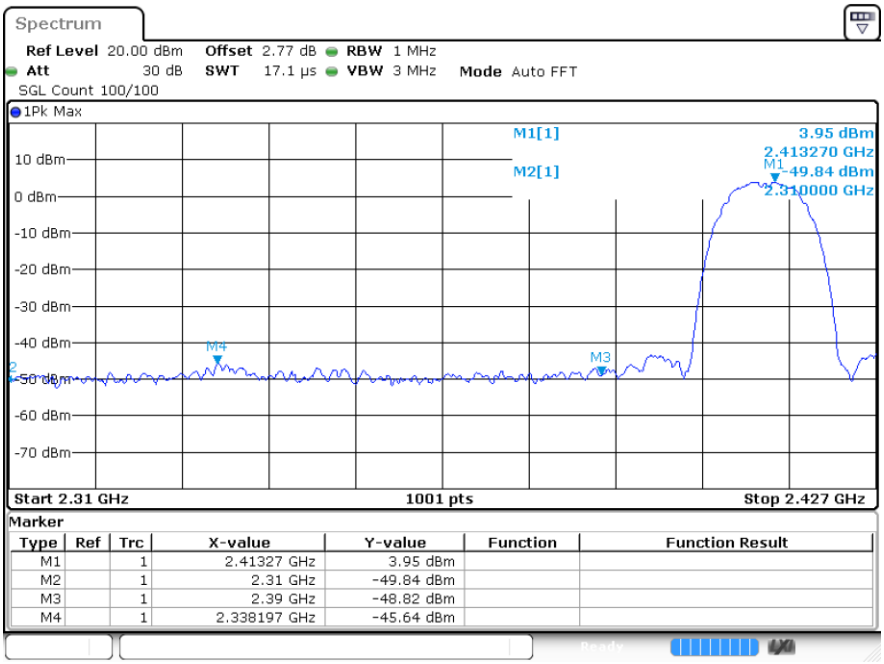

b 2412MHz Ant1 Average

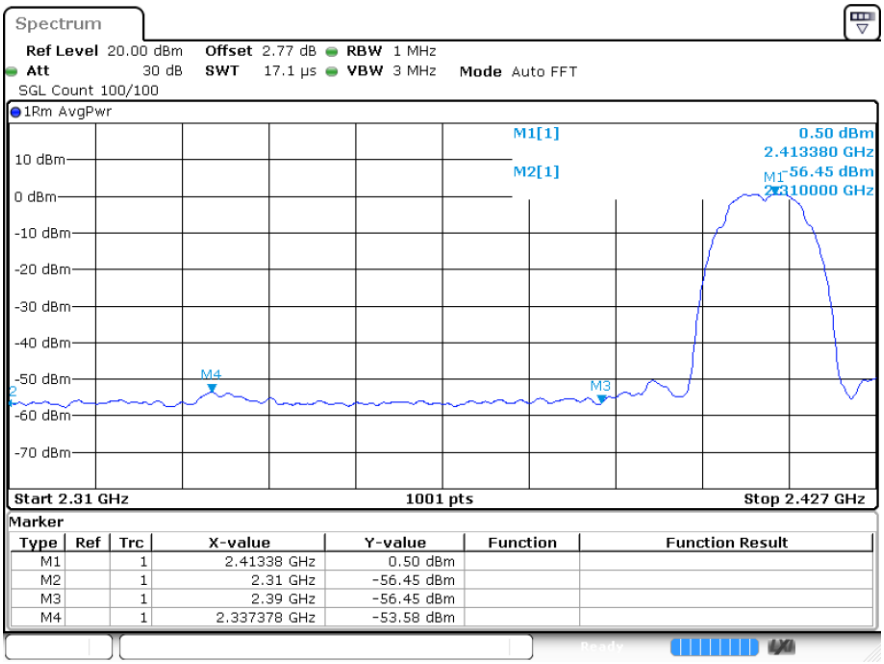

b 2462MHz Ant1 Peak

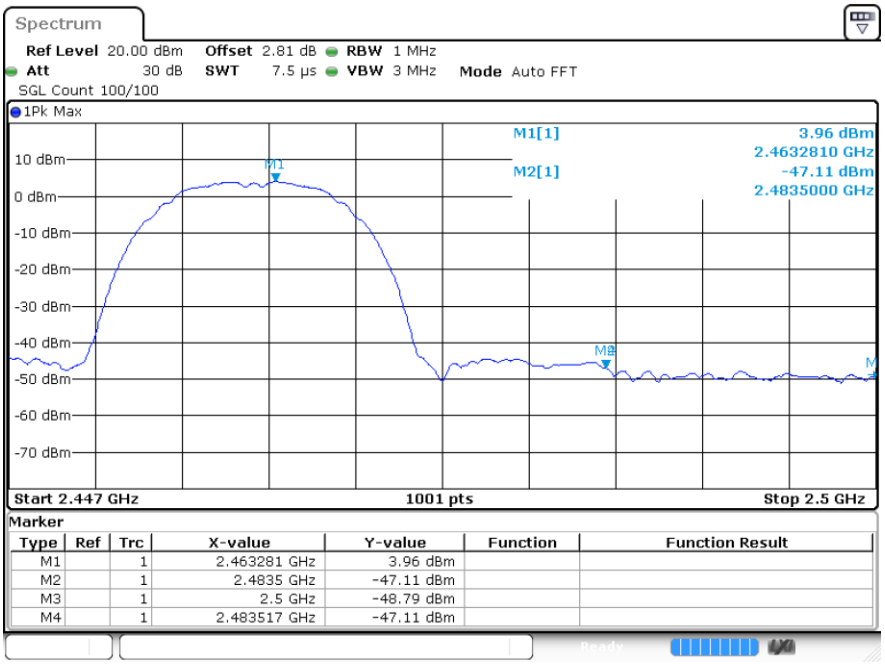

b 2462MHz Ant1 Average

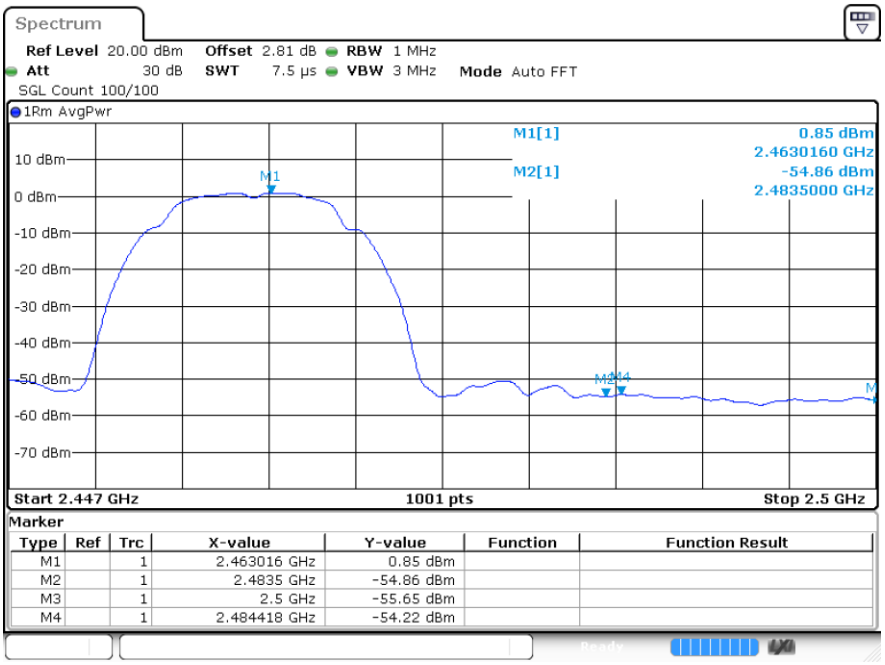

g 2412MHz Ant1 Peak

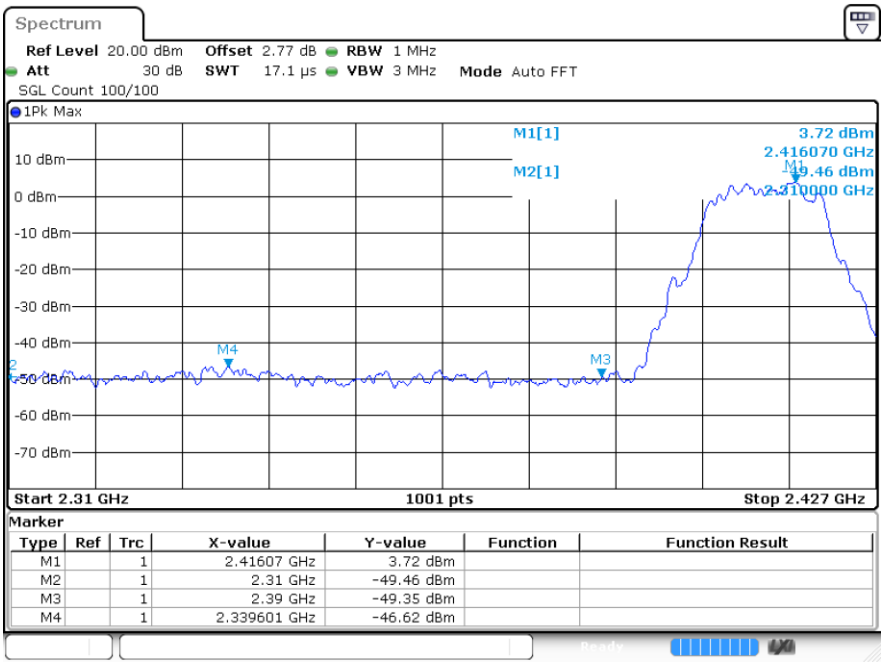

g 2412MHz Ant1 Average

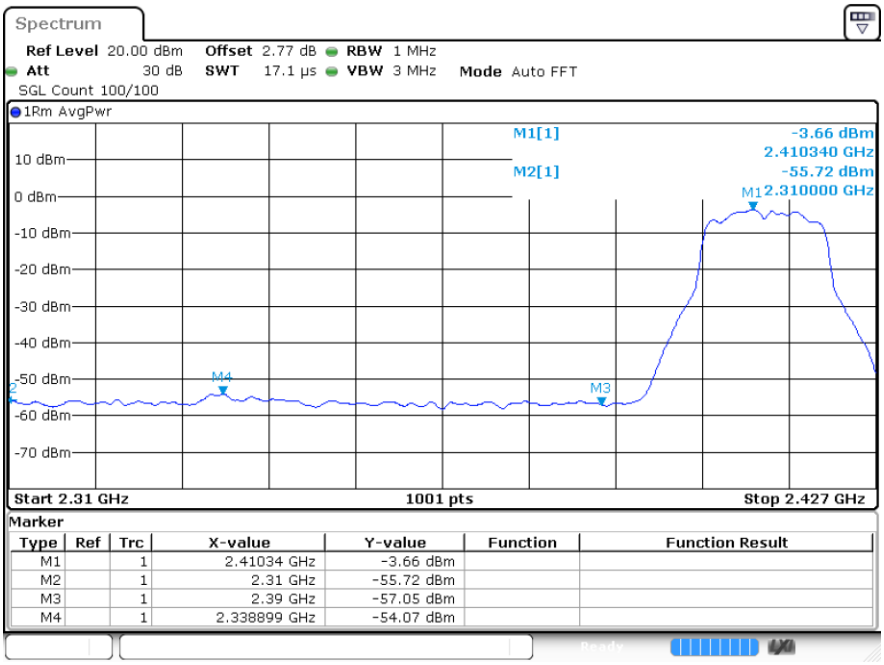

g 2462MHz Ant1 Peak

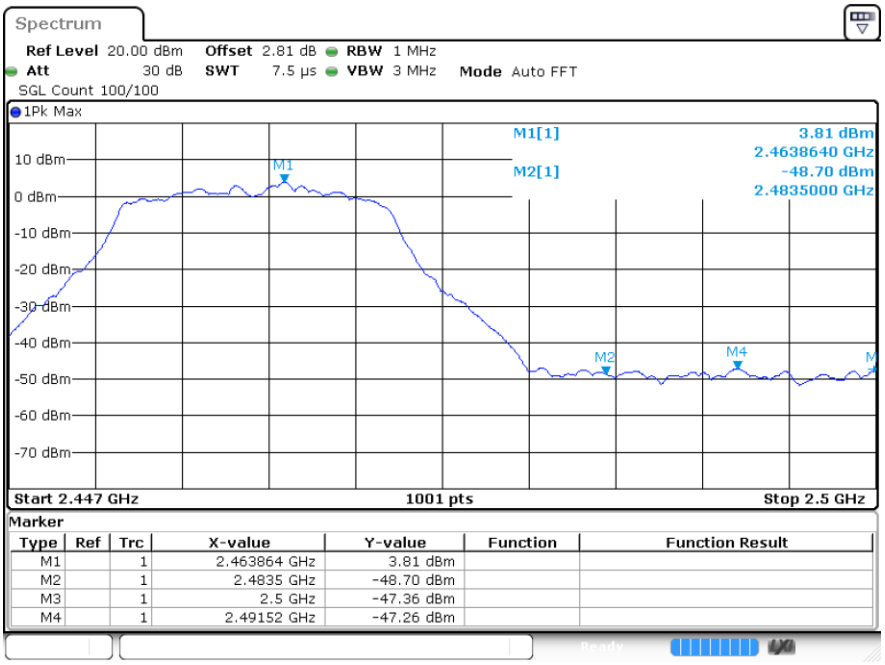

g 2462MHz Ant1 Average

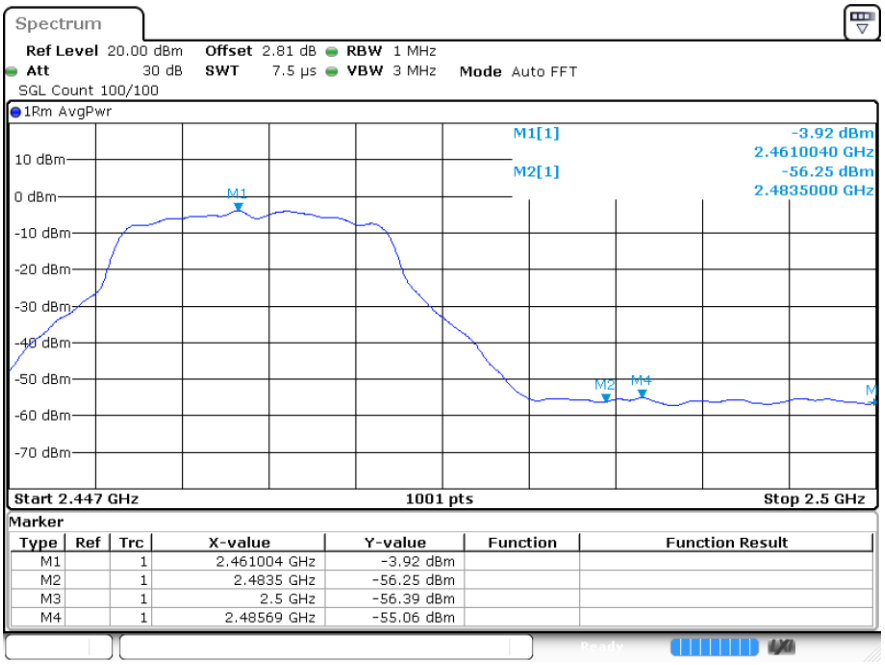

n20 2412MHz Ant1 Peak

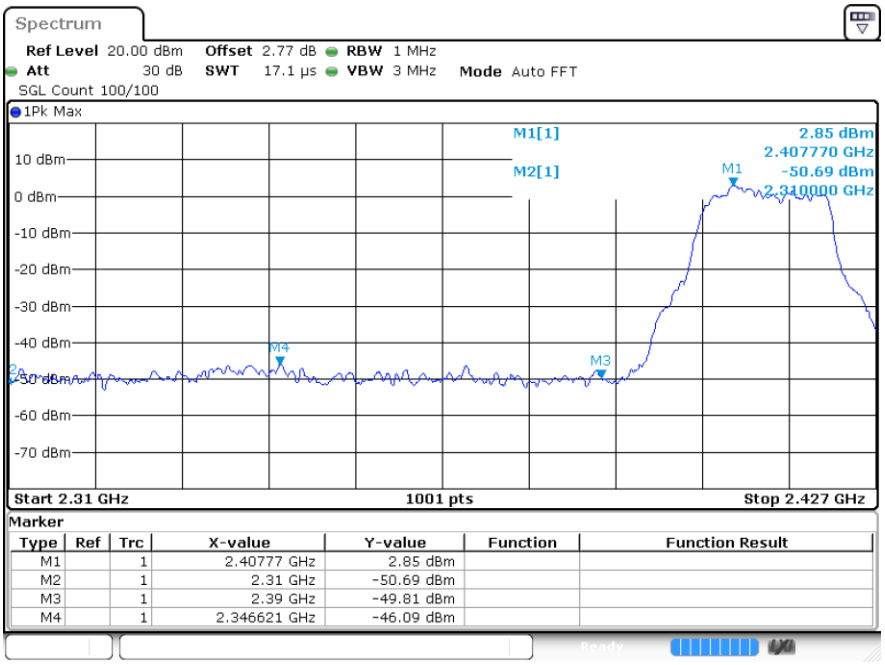

n20 2412MHz Ant1 Average

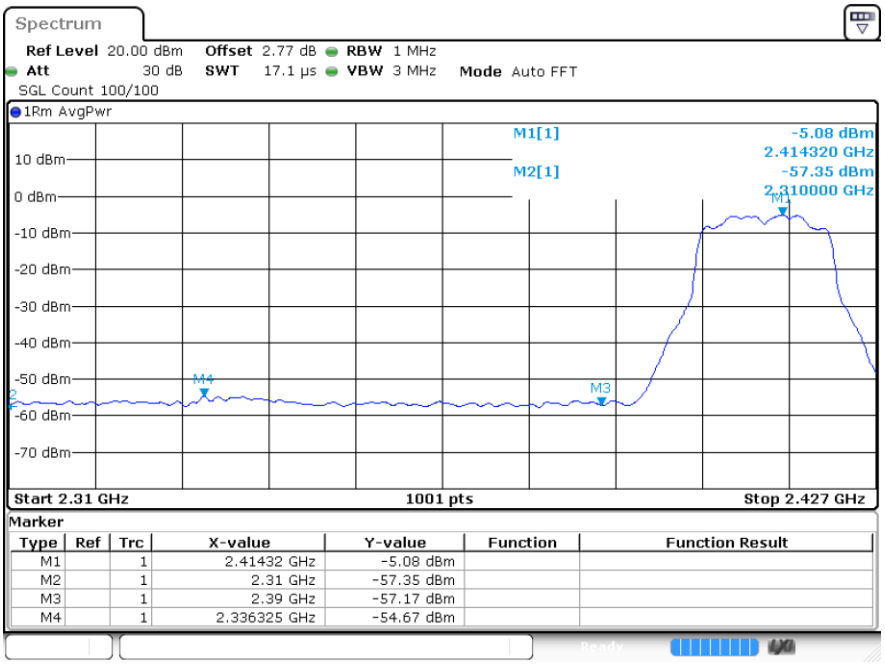

n20 2462MHz Ant1 Peak

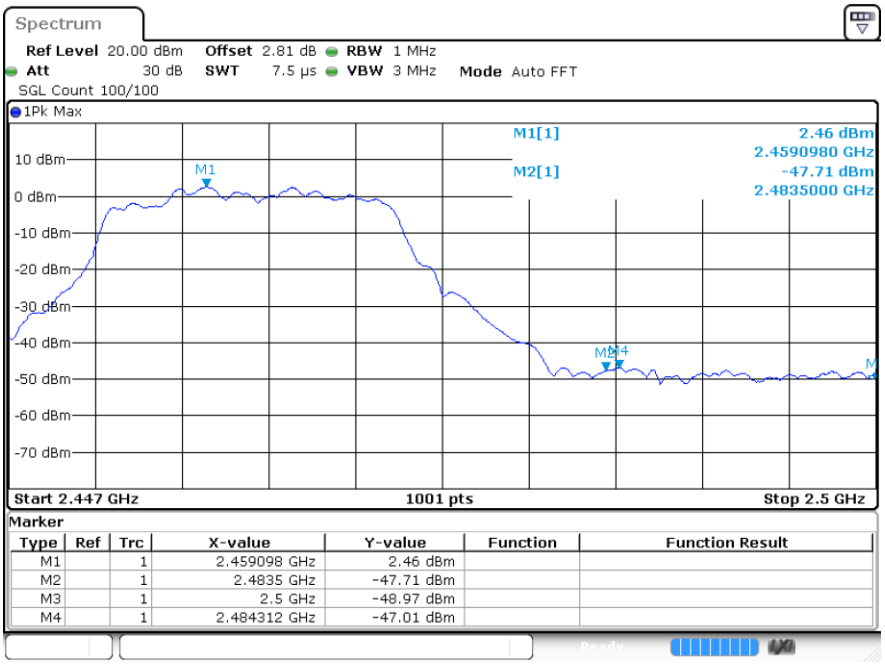

n20 2462MHz Ant1 Average

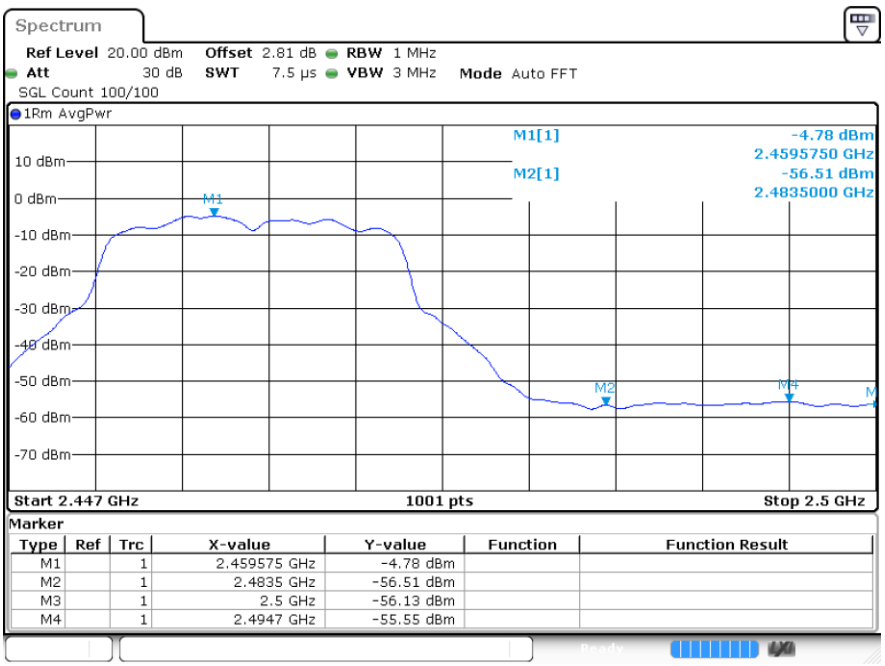

n40 2422MHz Ant1 Peak

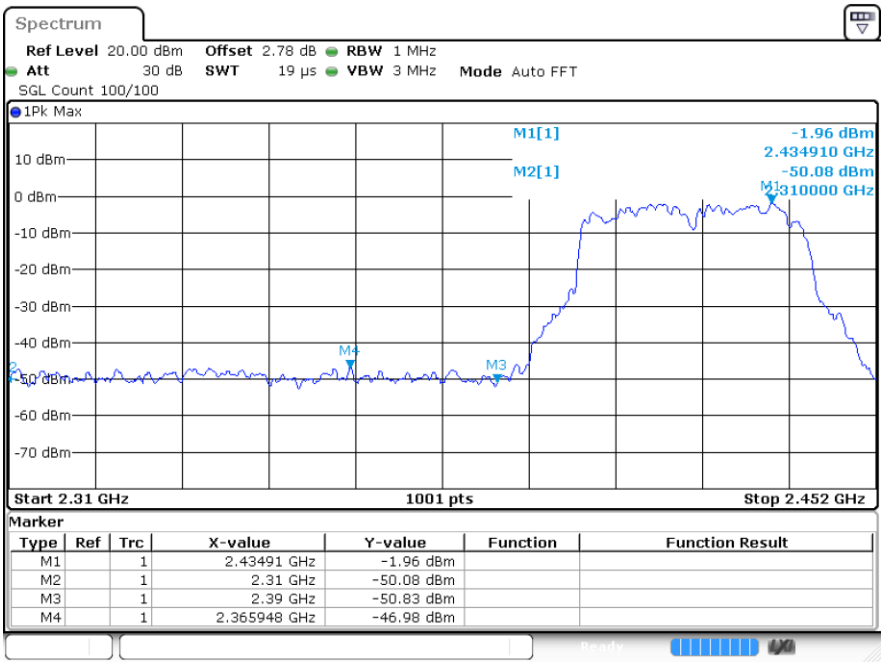

n40 2422MHz Ant1 Average

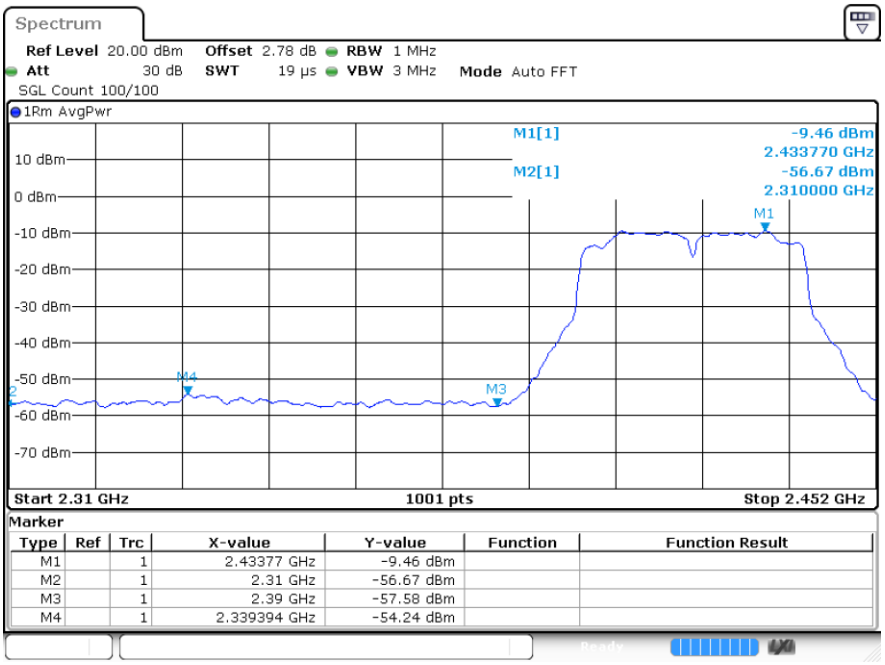

n40 2452MHz Ant1 Peak

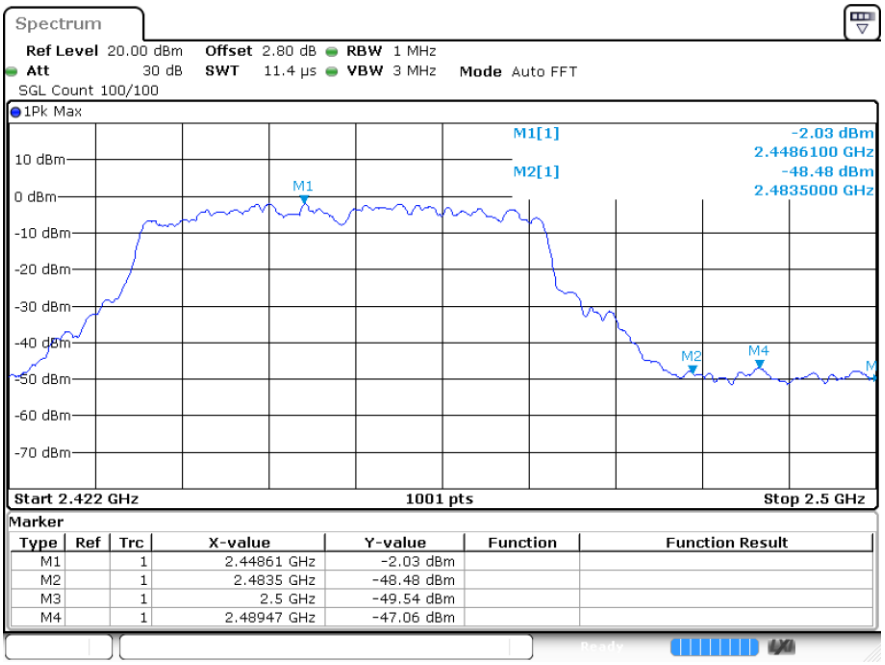

n40 2452MHz Ant1 Average

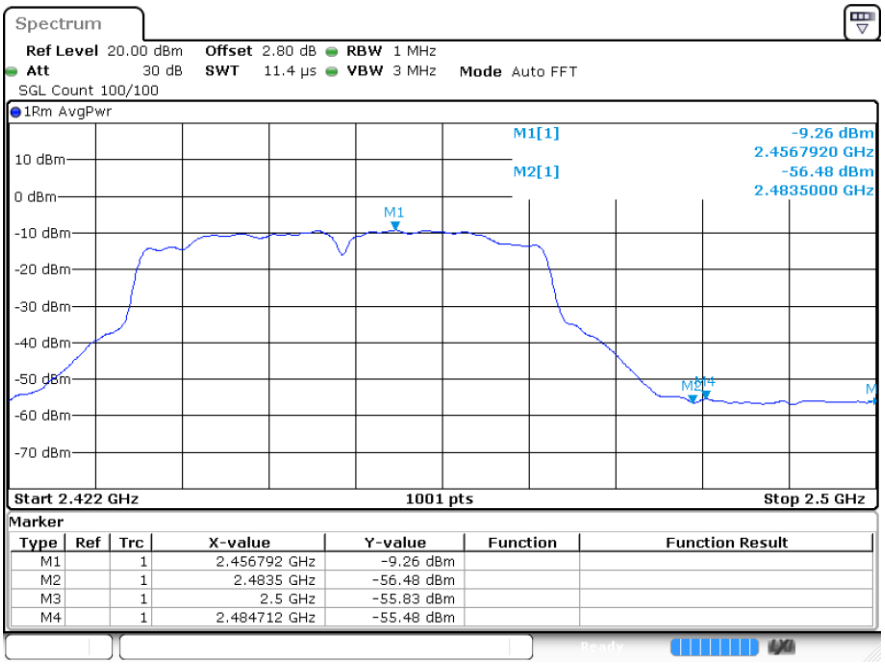

---The End---