user's manual

Thank you for choosing our products, we are devoted to creating professional, high-quality products and bringing more convenience to your life, and offering you a great user experience.Please read the instructions carefully before using this product. Its stronglyrecommended that you keep this user manual for future reference.

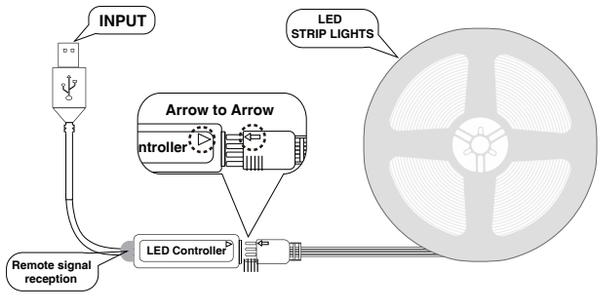

In order to use the products more pleasantly for you, please read the following tips carefully!

1. Before installation, the location to be installed must be wiped clean, and the installation location must be flat, otherwise the product may fall off.

2. If the light cannot be turned on after the first power-on, please confirm whether the position of the interface is reversed.

3. In order to protect the environment and make the product more beautiful, we choose to use colorful packaging boxes instead of very cheap OPP bags. However, multiple cross-border transfers and transportation may cause packaging to be deformed or even damaged. This is not what we want to see. If you encounter this situation, please check whether the product is normal and return it if it is damaged. I hope you can understand our original intention and wish you happiness every day~!

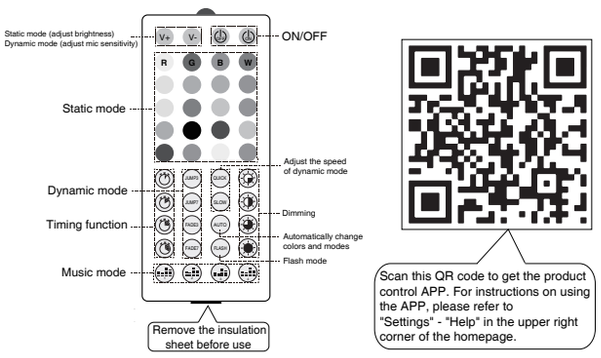

Scan this QR code to get the product control APP. For instructions on using the APP, please refer to "Settings" - "Help" in the upper right corner of the homepage.

Manuel d'utilisation

Merci d'avoir choisi nos produits, nous nous engageons à créer des produits professionnels de haute qualité, à apporter plus de commodité à votre vie et à vous offrir une excellente expérience utilisateur. Veuillez lire attentivement les instructions avant d'utiliser ce produit. Il est fortement recommandé de conserver ce manuel d'utilisation pour référence future.

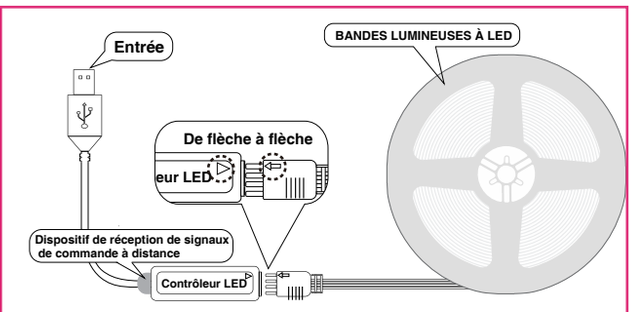

Afin d'utiliser les produits de manière plus agréable pour vous, veuillez lire attentivement les conseils suivants !

1.Avant l'installation, l'emplacement à installer doit être essuyé et l'emplacement d'installation doit être plat, sinon le produit risque de tomber.

2. Si la lumière ne peut pas être allumée après la première mise sous tension, veuillez confirmer si la position de l'interface est inversée.

3. Afin de protéger l'environnement et de rendre le produit plus beau, nous choisissons d'utiliser des boîtes d'emballage colorées au lieu de sacs OPP très bon marché. Cependant, de multiples transferts et transports transfrontaliers peuvent entraîner une déformation, voire un endommagement des emballages. Ce n'est pas ce que nous voulons voir. Si vous rencontrez cette situation, veuillez vérifier si le produit est normal et le retourner s'il est endommagé. J'espère que vous pourrez comprendre notre intention initiale et vous souhaiter du bonheur chaque jour ~ !

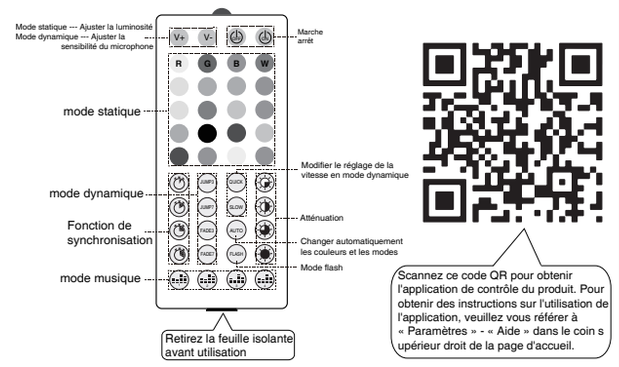

Scannez ce code QR pour obtenir l'application de contrôle du produit. Pour obtenir des instructions sur l'utilisation de l'application, veuillez vous référer à « Paramètres » - « Aide » dans le coin s upérieur droit de la page d'accueil.

manual de usuario

Gracias por elegir nuestros productos, estamos dedicados a crear productos profesionales de alta calidad, brindarle más comodidad a su vida y ofrecerle una excelente experiencia de usuario. Lea atentamente las instrucciones antes de usar este producto. Se recomienda encarecidamente que conserve este manual del usuario para consultarlo en el futuro.

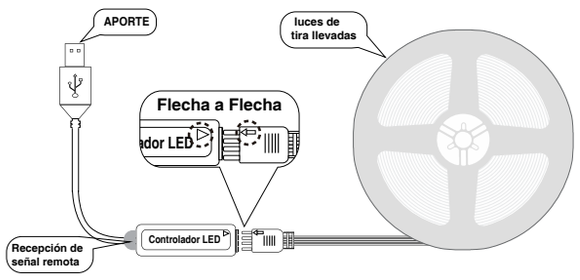

Para utilizar los productos de forma más agradable para usted, lea atentamente los siguientes consejos.

1. Antes de la instalación, el lugar a instalar se debe limpiar con un paño y el lugar de instalación debe ser plano; de lo contrario, el producto podría caerse.

2. Si la luz no se puede encender después del primer encendido, confirme si la posición de la interfaz está invertida.

3. Para proteger el medio ambiente y hacer que el producto sea más hermoso, elegimos utilizar cajas de embalaje coloridas en lugar de bolsas OPP muy baratas. Sin embargo, múltiples transferencias y transportes transfronterizos pueden provocar que el embalaje se deforme o incluso se dañe. Esto no es lo que queremos ver. Si se encuentra con esta situación, verifique si el producto es normal y devuélvalo si está dañado. ¡Espero que puedas entender nuestra intención original y desearte felicidad todos los días~!

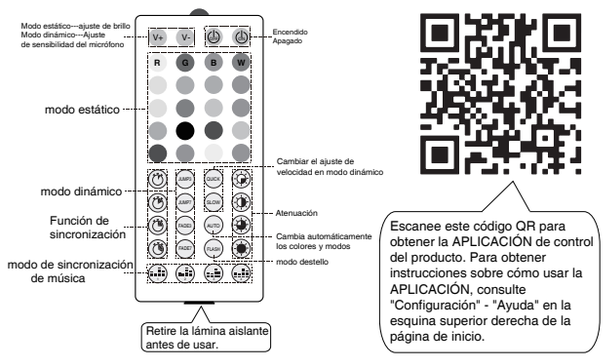

Escanee este código QR para obtener la APLICACIÓN de control del producto. Para obtener instrucciones sobre cómo usar la APLICACIÓN, consulte "Configuración" - "Ayuda" en la esquina superior derecha de la página de inicio.

ユーザーマニュアル

当社の製品をお選びいただきありがとうございます。当社はプロフェッショナルで高品質の製品を作成し、お客様の生活にさらなる利便性をもたらし、優れたユーザーエクスペリエンスを提供することに専念しています。この製品を使用する前に説明書をよくお読みください。このユーザーマニュアルは今後の参照のために保管しておくことを強くお勧めします。

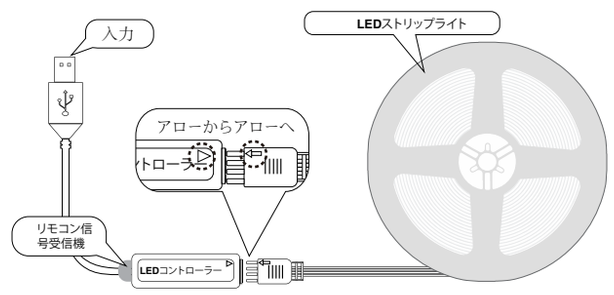

製品をより快適にお使いいただくために、以下のヒントをよくお読みください。

1. 設置前に設置場所をきれいに拭き、設置場所が平らである必要があります。そうしないと、製品が落下する可能性があります。

2.初回電源投入後もライトが点灯しない場合は、インターフェースの位置が逆になっていないか確認してください。

3. 環境保護と商品の美しさの観点から、安価なOPP袋ではなく、カラフルな梱包箱を使用しておりますが、複数回の国境を越えた転送や輸送により、梱包が変形したり、破損したりする可能性があります。このような状況に遭遇した場合は、製品が正常であるかどうかを確認し、破損している場合は返品してください。私たちの初心を理解していただき、毎日の幸せを願っています～!

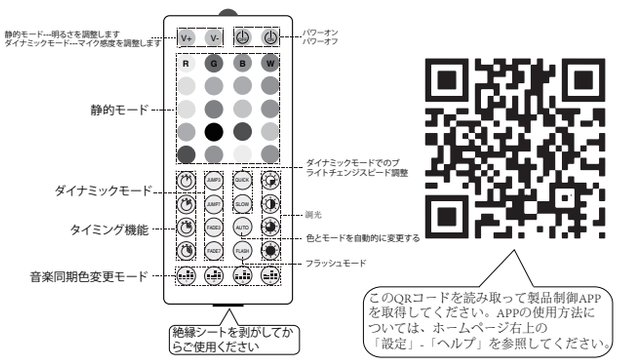

このQRコードを読み取って製品制御APPを取得してください。APPの使用方法については、ホームページ右上の「設定」-「ヘルプ」を参照してください。

Handbuch

Vielen Dank, dass Sie sich für unsere Produkte entschieden haben. Wir sind bestrebt, professionelle, qualitativ hochwertige Produkte zu entwickeln, Ihr Leben komfortabler zu gestalten und Ihnen ein großartiges Benutzererlebnis zu bieten. Bitte lesen Sie die Anweisungen sorgfältig durch, bevor Sie dieses Produkt verwenden. Es wird dringend empfohlen, d ass Sie es aufbewahren Bitte beachten Sie dieses Benutzerhandbuch zum späteren Nachschlagen.

Um die Anwendung der Produkte für Sie angenehmer zu gestalten, lesen Sie bitte die folgenden Tipps sorgfältig durch!

1. Um die Produktinstallation stabiler zu machen, reinigen Sie vor dem Gebrauch bitte zuerst den Installationsort und stellen Sie sicher, dass die Installationsposition flach ist, da das Produkt sonst möglicherweise nicht gut haftet.
2. Wenn das Licht nach dem ersten Einschalten nicht eingeschaltet werden kann, überprüfen Sie bitte, ob die Position der Schnittstelle umgekehrt ist.
3. Um die Umwelt zu schonen und das Produkt schöner zu machen, verwenden wir statt sehr billiger OPP-Beutel bunte Verpackungskartons. Allerdings kann es bei mehrfachen grenzüberschreitenden Transfers und Transporten zu Verformungen oder sogar Beschädigungen der Verpackung kommen. Das ist nicht das, was wir sehen wollen. Wenn Sie auf diese Situation stoßen, überprüfen Sie bitte, ob das Produkt normal ist, und senden Sie es zurück, wenn es beschädigt ist. Ich hoffe, Sie können unsere ursprüngliche Absicht verstehen und wünsche Ihnen jeden Tag Glück~!

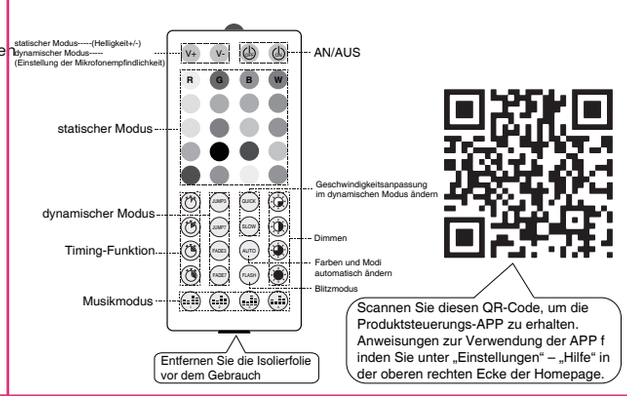

Scannen Sie diesen QR-Code, um die Produktsteuerungs-APP zu erhalten. Anweisungen zur Verwendung der APP f inden Sie unter „Einstellungen" – „Hilfe" in der oberen rechten Ecke der Homepage.

manuale utente

Grazie per aver scelto i nostri prodotti, ci dedichiamo alla creazione prodotti professionali e di alta qualità e più comodità la tua vita e offrirti un'esperienza utente eccezionale. Leggi il attentamente le istruzioni prima di utilizzare questo prodotto. È fortemente raccomandato di conservare questo manuale utente per riferimento futuro.

Per utilizzare i prodotti in modo più piacevole per te, leggi attentamente i seguenti suggerimenti!

1. Prima dell'installazione, la posizione da installare deve essere pulita, e la posizione di installazione deve essere piana, altrimenti il prodotto potrebbe cadere.

2. Se la luce non può essere accesa dopo la prima accensione, confermare se la posizione dell'interfaccia è invertita.

3. Al fine di proteggere l'ambiente e rendere il prodotto più bello, scegliamo di utilizzare scatole di imballaggio colorate invece di OPP molto economico borse. Tuttavia, potrebbero verificarsi più trasferimenti e trasporti transfrontalieri causare deformazioni o addirittura danni all'imballaggio. Questo non è quello che noi voglio vedere. Se riscontri questa situazione, controlla se il il prodotto è normale e restituirlo se è danneggiato. Spero che tu possa capire la nostra intenzione originale e ti auguriamo felicità ogni giorno ~!

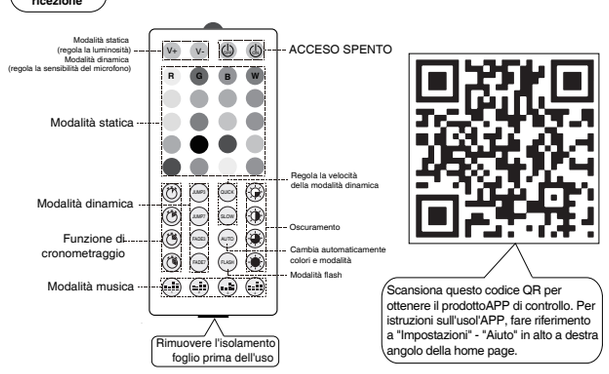

Scansiona questo codice QR per ottenere il prodottoAPP di controllo. Per istruzioni sull'usol'APP, fare riferimento a "Impostazioni" - "Aiuto" in alto a destra angolo della home page.

Product:Low voltage led light	Model:BJ-5VRGB
Input:DC5-12V	Colour:RGB
FCC ID:2BGOJ-BJ-5VRGB	
Manufacturer:Shenzhen Bojia Electronic Technology Co., LTD	
Address:2nd Floor, Building 5, Tongfu Xufa Science Park, Shangcun Village, Gongming Street, Guangming District, Shenzhen City, Guangdong Province, China	
This device complies with part 15 of the FCC Rules.Operation is subject to the following two conditions:(1)This device may not cause harmful interference,and(2)this device must accept any interference received,including interference that may cause undesired operation	

EC REP MJCM Limited
Room A8.2,Liffey Building,Dublin 1,Ireland

UK REP MJCM Product LTD
Unit 36 Alsop Arcade brownlow hill,Liverpool,L3 5TX, GB

US REP ALLOY MOVE INC
3 E EVERGREEN RD #312 NEW CITY 10956 NEW YORK United States

WARNING!

Contains Coin Battery.
A coin battery can cause severe or fatal injuries in as little as two hours if it is swallowed or placed inside any part of the body.Keep batteries away from childred whether new or used.Dispose of used batteries immediately. If you think that batteries might have been swallowed or placed inside any part of the body,seek immediate medical attention.

FR
ÉLÉMENTS D'EMBALLAGE À SÉPARER ET À DÉPOSER DANS LE BAC DE TRI
BAC DE TRI

FR
Cet appareil, ses accessoires, cordons et batteries se recyclent
À DÉPOSER EN MAGASIN OU À DÉPOSER EN DÉCHÈTERIE
Points de collecte sur www.quefairedemesdechets.fr
Privilégiez la réparation ou le don de votre appareil !

WARNING

KEEP OUT OF REACH OF CHILDREN
Swallowing can lead to chemical burns, perforation of soft tissue,and death.Severe burns can occur within 2 hours of ingestion. Seek medical attention immediately.

MADE IN CHINA

FCC Statement
This equipment has been tested and found to comply with the limits for a Class B digital device, pursuant to part 15 of the FCC Rules. These limits are designed to provide reasonable protection against harmful interference in a residential installation. This equipment generates, uses and can radiate radio frequency energy and, if not installed and used in accordance with the instructions, may cause harmful interference to radio communications. However, there is no guarantee that interference will not occur in a particular installation. If this equipment does cause harmful interference to radio or
television reception, which can be determined by turning the equipment off and on, the user is encouraged to try to correct the interference by one or more of the following measures:
—Reorient or relocate the receiving antenna.
—Increase the separation between the equipment and receiver.
—Connect the equipment into an outlet on a circuit different from that to which the receiver is connected.
—Consult the dealer or an experienced radio/ TV technician for help.
This device complies with part 15 of the FCC Rules. Operation is subject to the following two conditions: (1) This device may not cause harmful interference, and (2) this device must accept any interference received, including interference that may cause undesired operation.
Caution
Any changes or modifications not expressly approved by the party responsible for compliance could void the user's authority to operate the equipment.
FCC Radiation Exposure Statement
This equipment must be installed and operated in accordance with provided instructions and the antenna(s) used for this transmitter must be installed to provide a separation distance of at least 20 cm from all persons and must not be co-located or operating in conjunction with any other antenna or transmitter. End-users and installers must be provide with antenna installation instructions and transmitter operating conditions for satisfying RF exposure com