TEST REPORT

Applicant:	MATTER INNOVATION PTE. LTD.
Address:	1 KIM SENG PROMENADE #17-04 GREAT WORLD CITY SINGAPORE (237994)
Equipment Type:	AI device
Model Name:	G001
Brand Name:	JARVIS
FCC ID:	2BGOW-G001
Test Standard:	47 CFR Part 15 Subpart E (refer to section 3.1)
Sample Arrival Date:	Jun. 25, 2024
Test Date:	Jun. 28, 2024 - Jul. 12, 2024
Date of Issue:	Oct. 09, 2024

ISSUED BY:

Shenzhen BALUN Technology Co., Ltd.

Tested by: Yu Yingyuan **Checked by:** Ye Hongji **Approved by:** Sunny Zou (Technical Director)

Revision History

Version	Issue Date	Revisions
Rev. 01	Oct. 09, 2024	Initial Issue

TABLE OF CONTENTS

1 GENERAL INFORMATION 4
1.1 Test Laboratory 4
1.2 Test Location 4
2 PRODUCT INFORMATION 5
2.1 Applicant Information 5
2.2 Manufacturer Information 5
2.3 General Description for Equipment under Test (EUT) 5
2.4 Technical Information 6
2.5 Channel List 7
3 SUMMARY OF TEST RESULTS 10
3.1 Test Standards 10
3.2 Test Verdict 10
4 GENERAL TEST CONFIGURATIONS 11
4.1 Test Environments 11
4.2 Test Equipment List 11
4.3 Test Software List 12
4.4 Measurement Uncertainty 12
4.5 Description of Test Setup 13
5 TEST ITEMS 16
5.1 RF Output Power 16
5.2 Emission Bandwidth and 6 dB Bandwidth 18
5.3 Power Spectral density (PSD) 19
5.4 Conducted Emission 20
5.5 Radiated Spurious Emissions and Band Edge (Restricted-band) 21

ANNEX A TEST RESULT 26
A.1 RF Output Power 26
A.2 Emission Bandwidth & 99% Bandwidth 29
A.3 6 dB Bandwidth 31
A.4 Power Spectral Density 32
A.5 Conducted Emissions 34
A.6 Radiated Spurious Emissions and Band Edge (Restricted-band) 36
ANNEX B TEST SETUP PHOTOS 147
ANNEX C EUT EXTERNAL PHOTOS 147
ANNEX D EUT INTERNAL PHOTOS 147

1 GENERAL INFORMATION

1.1 Test Laboratory

Name	Shenzhen BALUN Technology Co., Ltd.
Address	Block B, 1/F, Baisha Science and Technology Park, Shahe Xi Road, Nanshan District, Shenzhen, Guangdong Province, P. R. China
Phone Number	+86 755 6685 0100

1.2 Test Location

Name	Shenzhen BALUN Technology Co., Ltd.
Location	☑ Block B, 1/F, Baisha Science and Technology Park, Shahe Xi Road, Nanshan District, Shenzhen, Guangdong Province, P. R. China
	☐ 1/F, Building B, Ganghongji High-tech Intelligent Industrial Park, No. 1008, Songbai Road, Yangguang Community, Xili Sub-district, Nanshan District, Shenzhen, Guangdong Province, P. R. China
Accreditation Certificate	The laboratory is a testing organization accredited by FCC as a accredited testing laboratory. The designation number is CN1196.

2 PRODUCT INFORMATION

2.1 Applicant Information

Applicant	MATTER INNOVATION PTE. LTD.
Address	1 KIM SENG PROMENADE #17-04 GREAT WORLD CITY SINGAPORE (237994)

2.2 Manufacturer Information

Manufacturer	MATTER INNOVATION PTE. LTD.
Address	1 KIM SENG PROMENADE #17-04 GREAT WORLD CITY SINGAPORE (237994)

2.3 General Description for Equipment under Test (EUT)

EUT Name	AI device
Model Name Under Test	G001
Series Model Name	N/A
Description of Model name differentiation	N/A
Hardware Version	Cdk8A
Software Version	QL7282A_FAC_USERDEBUG_0615_01
Dimensions (Approx.)	98.43mm*65.41mm*4.93mm
Weight (Approx.)	N/A

2.4 Technical Information

Network and Wireless connectivity	Bluetooth-Qualcomm (BR+EDR+BLE) Bluetooth-Actions (BR+EDR+BLE) WIFI 802.11a, 802.11b, 802.11g, 802.11n and 802.11ac Galileo, GPS, SBAS, WPC

The requirement for the following technical information of the EUT was tested in this report:

Frequency Range	U-NII-1: 5150 MHz to 5250 MHz, U-NII-2A: 5250 MHz to 5350 MHz, U-NII-2C: 5470 MHz to 5725 MHz, U-NII-3: 5725 MHz to 5850 MHz
Product Type	☐ Mobile ☒ Portable ☐ Fix Location
Modulation technology	OFDM
Modulation Type	256QAM, 64QAM, 16QAM, BPSK, QPSK
Transfer Rate (Mbps) (Single RF path)	802.11a: 54/ 48/ 36/ 24/ 18/ 12/ 9/ 6 Mbps 802.11n: up to 150 Mbps 802.11ac: up to VHT-MCS9
Channel Bandwidth	802.11a: 20 MHz 802.11n: 20 MHz, 40 MHz 802.11ac: 20 MHz, 40 MHz, 80 MHz
Maximum Output Power	U-NII-1: 45.19 mW U-NII-2A:48.42 mW U-NII-2C: 42.76 mW U-NII-3: 42.36 mW
Antenna System (eg., MIMO, Smart Antenna)	N/A
Categorization as Correlated or Completely Uncorrelated	N/A
Antenna Type	IFA Antenna
Antenna Gain	U-NII-1: 5150 MHz to 5250 MHz: -0.13 dBi U-NII-2A: 5250 MHz to 5350 MHz: -0.13 dBi U-NII-2C: 5470 MHz to 5725 MHz: -0.13 dBi U-NII-3: 5725 MHz to 5850 MHz: -2.27 dBi
About the Product	The equipment is AI device, intended for used with information technology equipment.

2.5 Channel List

20 MHz		40 MHz		80 MHz	
Channel Number	Frequency (MHz)	Channel Number	Frequency (MHz)	Channel Number	Frequency (MHz)
36	**5180**	**38**	**5190**	**42**	**5210**
40	5200	**46**	**5230**	**58**	**5290**
44	**5220**	**54**	**5270**	**106**	**5530**
48	**5240**	**62**	**5310**	**122**	**5610**
52	**5260**	**102**	**5510**	**155**	**5775**
56	5280	110	5550		
60	**5300**	**118**	**5590**		
64	**5320**	126	5630		
100	**5500**	**134**	**5670**		
104	5520	**151**	**5755**		
108	5540	**159**	**5795**		
112	5560				
116	**5580**				
120	5600				
124	5620				
128	5640				
132	5660				
136	5680				
140	**5700**				
149	**5745**				
153	5765				
157	**5785**				
161	5805				
165	**5825**				

The Lowest frequency, the middle frequency and the highest frequency of channel were selected to perform the test, and the selected channel see below:

For 802.11a/n(HT20)/ac(VHT20)

U-NII-1 (5150 - 5250 MHz)			U-NII-2A (5250 - 5350 MHz)		
Channel Number	Channel	Frequency (MHz)	Channel Number	Channel	Frequency (MHz)
36	Low	5180	52	Low	5260
44	Mid	5220	60	Mid	5300
48	High	5240	64	High	5320

U-NII-2C (5470 - 5725 MHz)			U-NII-3 (5725 - 5850 MHz)		
Channel Number	Channel	Frequency (MHz)	Channel Number	Channel	Frequency (MHz)
100	Low	5500	149	Low	5745
116	Mid	5580	157	Mid	5785
140	High	5700	165	High	5825

For 802.11n(HT40)/ac(VHT40)

U-NII-1 (5150 - 5250 MHz)			U-NII-2A (5250 - 5350 MHz)		
Channel Number	Channel	Frequency (MHz)	Channel Number	Channel	Frequency (MHz)
38	Low	5190	54	Low	5270
46	High	5230	62	High	5310

U-NII-2C (5470 - 5725 MHz)			U-NII-3 (5725 - 5850 MHz)		
Channel Number	Channel	Frequency (MHz)	Channel Number	Channel	Frequency (MHz)
102	Low	5510	151	Low	5755
118	Mid	5590	159	High	5795
134	High	5670			

For 802.11ac(VHT80)

U-NII-1 (5150 - 5250 MHz)			U-NII-2A (5250 - 5350 MHz)		
Channel Number	Channel	Frequency (MHz)	Channel Number	Channel	Frequency (MHz)
42	Mid	5210	58	Mid	5290

U-NII-2C (5470 - 5725 MHz)			U-NII-3 (5725 - 5850 MHz)		
Channel Number	Channel	Frequency (MHz)	Channel Number	Channel	Frequency (MHz)
106	Low	5530	155	Mid	5775
122	High	5610			

Note: Preliminary tests were performed in different data rate in above table to find the worst radiated emission. The data rate shown in the table below is the worst-case rate with respect to the specific test item. Investigation has been done on all the possible configurations for searching the worst cases. The following table is a list of the test modes shown in this test report.

Test Items	Mode	Data Rate	Modulation Type	U-NII-1 Channel	U-NII-2A Channel	U-NII-2C Channel	U-NII-3 Channel
RF Output Power	11a	6	BPSK	48/44/36	64/60/52	140/116/100	165/157/149
	11n(20 MHz)	6.5		48/44/36	64/60/52	140/116/100	165/157/149
	11n(40 MHz)	13.5		46/38	62/54	134/118/102	159/151
	11ac(20 MHz)	6.5		48/44/36	64/60/52	140/116/100	165/157/149
	11ac(40 MHz)	13.5		46/38	62/54	134/118/102	159/151
	11ac(80 MHz)	29.3		42	58	122/106	155
Emission Bandwidth & 99% Occupied Bandwidth	11a	6	BPSK	48/44/36	64/60/52	140/116/100	165/157/149
	11n(20 MHz)	6.5		48/44/36	64/60/52	140/116/100	165/157/149
	11n(40 MHz)	13.5		46/38	62/54	134/118/102	159/151
	11ac(20 MHz)	6.5		48/44/36	64/60/52	140/116/100	165/157/149
	11ac(40 MHz)	13.5		46/38	62/54	134/118/102	159/151
	11ac(80 MHz)	29.3		42	58	122/106	155
6 dB bandwidth	11a	6	BPSK	N/A	N/A	N/A	165/157/149
	11n(20 MHz)	6.5		N/A	N/A	N/A	165/157/149
	11n(40 MHz)	13.5		N/A	N/A	N/A	159/151
	11ac(20 MHz)	6.5		N/A	N/A	N/A	165/157/149
	11ac(40 MHz)	13.5		N/A	N/A	N/A	159/151
	11ac(80 MHz)	29.3		N/A	N/A	N/A	155
Power Spectral Density	11a	6	BPSK	48/44/36	64/60/52	140/116/100	165/157/149
	11n(20 MHz)	6.5		48/44/36	64/60/52	140/116/100	165/157/149
	11n(40 MHz)	13.5		46/38	62/54	134/118/102	159/151
	11ac(20 MHz)	6.5		48/44/36	64/60/52	140/116/100	165/157/149
	11ac(40 MHz)	13.5		46/38	62/54	134/118/102	159/151
	11ac(80 MHz)	29.3		42	58	122/106	155
Radiated Spurious Emissions	11a	6	BPSK	48/44/36	64/60/52	140/116/100	165/157/149
	11n(20 MHz)	6.5		48/44/36	64/60/52	140/116/100	165/157/149
	11n(40 MHz)	13.5		46/38	62/54	134/118/102	159/151
	11ac(20 MHz)	6.5		48/44/36	64/60/52	140/116/100	165/157/149
	11ac(40 MHz)	13.5		46/38	62/54	134/118/102	159/151
	11ac(80 MHz)	29.3		42	58	122/106	155
Band Edge (Restricted-band)	11a	6	BPSK	48/36	64/52	140/100	165/149
	11n(20 MHz)	6.5		48/36	64/52	140/100	165/149
	11n(40 MHz)	13.5		46/38	62/54	134/102	159/151
	11ac(20 MHz)	6.5		48/36	64/52	140/100	165/149
	11ac(40 MHz)	13.5		46/38	62/54	134/102	159/151
	11ac(80 MHz)	29.3		42	58	122/106	155

3 SUMMARY OF TEST RESULTS

3.1 Test Standards

No.	Identity	Document Title
1	47 CFR Part 15 Subpart E	Unlicensed National Information Infrastructure Devices
2	KDB Publication 789033 D02v02r01	Guidelines for Compliance Testing of Unlicensed National Information Infrastructure (U-NII) Devices Part 15, Subpart E
3	ANSI C63.10-2013	American National Standard for Testing Unlicensed Wireless Devices

3.2 Test Verdict

No.	Description	FCC Part No.	Test Result	Verdict
1	Antenna Requirement	15.203	--	Pass[Note1]
2	RF Output Power	15.407(a)	ANNEX A.1	Pass
3	Emission Bandwidth & 99% Occupied Bandwidth	15.407(a)	ANNEX A.2	Pass
4	6 dB bandwidth	15.407(e)	ANNEX A.3	Pass
5	Power Spectral Density	15.407(a)	ANNEX A.4	Pass
6	Conducted Emission	15.207	ANNEX A.5	Pass
7	Radiated Spurious Emissions and Band Edge (Restricted-band)	15.407(b)	ANNEX A.6	Pass

Note [1]: The EUT has a permanently and irreplaceable attached antenna, which complies with the requirement FCC 15.203.

Note [2]: Under all normal operating conditions specified in the user manual, frequency stability can keep radiation within the operating frequency band.

4 GENERAL TEST CONFIGURATIONS

4.1 Test Environments

During the measurement, the normal environmental conditions were within the listed ranges:

Relative Humidity	52% to 64%	
Atmospheric Pressure	100 kPa to 102 kPa	
Temperature	NT (Normal Temperature)	+22.1℃ to +26.1℃
Working Voltage of the EUT	NV (Normal Voltage)	3.91 V

4.2 Test Equipment List

Description	Manufacturer	Model	Serial No.	Cal. Date	Cal. Due
Spectrum Analyzer	KEYSIGHT	N9020A	MY50330200	2024.05.08	2025.05.07
Signaling Unit	ROHDE&SCHWARZ	CMW500	142028	2024.05.08	2025.05.07
Power Sensor	KEYSIGHT	U2063XA	MY58000247	2023.07.12	2024.07.11
				2024.07.04	2025.07.03
Spectrum Analyzer	ROHDE&SCHWARZ	FSV-40	101544	2023.12.27	2024.12.26
Spectrum Analyzer	KEYSIGHT	N9020A	MY50531259	2023.09.05	2024.09.04
Signaling Unit	ROHDE&SCHWARZ	CMW500	171150	2024.05.22	2025.05.21
Test Antenna-Horn	SCHWARZBECK	BBHA 9120D	02460	2024.05.16	2027.05.15
Test Antenna-Horn	A-INFO	LB-180400KF	J211060273	2024.06.15	2027.06.14
Anechoic Chamber	RAINFORD	9m*6m*6m	140	2022.02.19	2024.08.15
Amplifier	COM-MV	LSCX_LNA1-12G-01	7210214	2023.09.05	2024.09.04
Amplifier	COM-MV	XKu_LNA7-18G-01	7210209	2023.09.05	2024.09.04
Amplifier	COM-MV	KA LNA18 40G-01	18050001	2023.12.06	2024.12.05
EMI Receiver	ROHDE&SCHWARZ	ESRP	101036	2023.09.05	2024.09.04
Test Antenna-Bi-Log	SCHWARZBECK	VULB 9168	9168-01162	2023.08.04	2024.08.03
Test Antenna-Loop	SCHWARZBECK	FMZB 1519	1519-037	2024.01.23	2025.01.22
Amplifier	COM-MV	ZT30-1000M	B2018054558	2023.12.05	2024.12.04
Anechoic Chamber	EMC Electronic Co., Ltd	20.10*11.60*7.35m	130	2021.08.15	2024.08.14
EMI Receiver	KEYSIGHT	N9010B	MY57110309	2023.09.05	2024.09.04
LISN	SCHWARZBECK	NSLK 8127	8127-687	2024.05.09	2025.05.08
Shielded Enclosure	YiHeng Electronic Co., Ltd	3.5m*3.1m*2.8m	112	2022.02.19	2025.02.18

4.3 Test Software List

Description	Manufacturer	Software Version	Serial No.	Applicable test Setup
BL410R	BALUN	V2.1.1.488	N/A	The section 4.5.1
BL410E	BALUN	V22.930	N/A	The section 4.5.2&4.5.3&4.5.4&4.5.5

4.4 Measurement Uncertainty

The following measurement uncertainty levels have been estimated for tests performed on the EUT as specified in CISPR 16-4-2.

This uncertainty represents an expanded uncertainty expressed at approximately the 95% confidence level using a coverage factor of k=2.

Parameters	Uncertainty
Occupied Channel Bandwidth	2.8%
RF output power, conducted	1.28 dB
Power Spectral Density, conducted	1.30 dB
Unwanted Emissions, conducted	1.84 dB
All emissions, radiated	5.36 dB
Temperature	0.8℃
Humidity	4%

4.5 Description of Test Setup

4.5.1 For Antenna Port Test

Conducted value (dBm) = Measurement value (dBm) + cable loss (dB)

For example: the measurement value is 10 dBm and the cable 0.5dBm used, then the final result of EUT:
Conducted value (dBm) = 10 dBm + 0.5 dB = 10.5 dBm

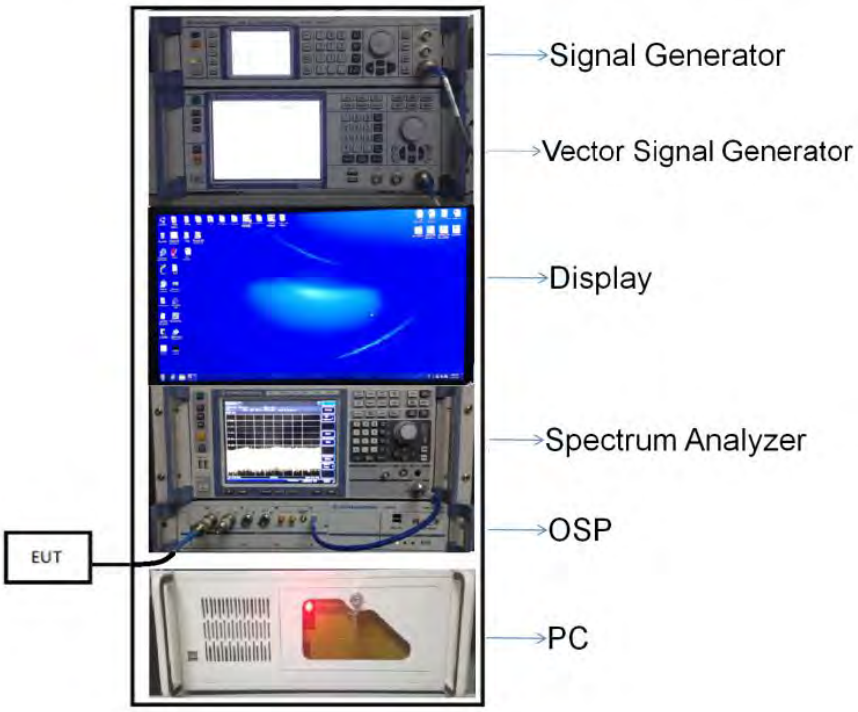

(Diagram 1)

4.5.2 For AC Power Supply Port Test

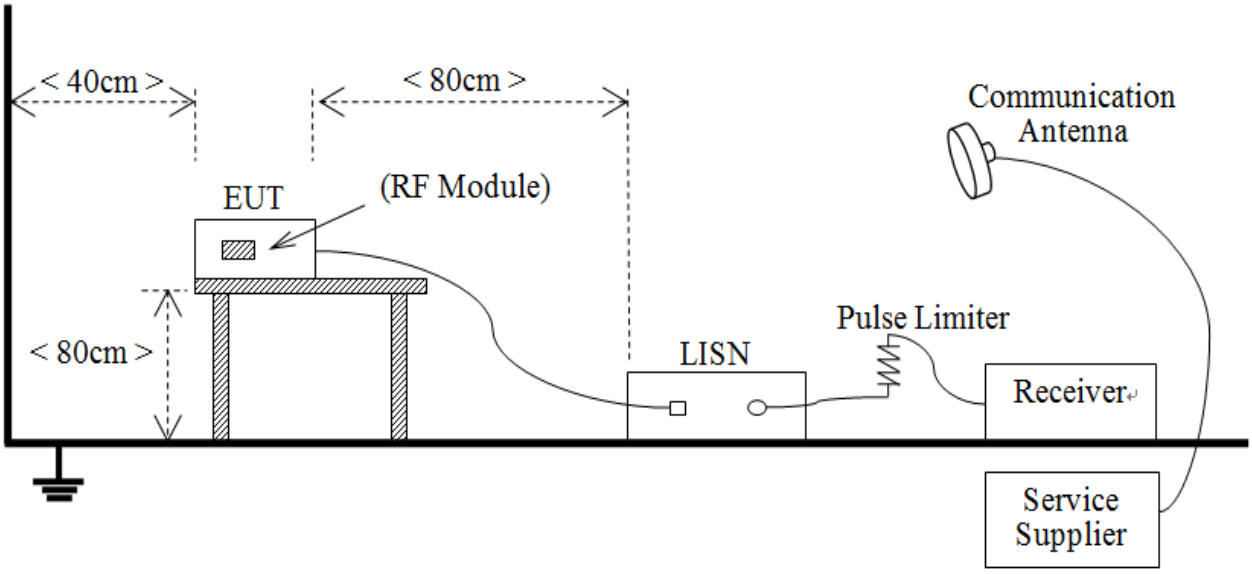

(Diagram 2)

4.5.3 For Radiated Test (Below 30 MHz)



(Diagram 3)

4.5.4 For Radiated Test (30 MHz-1 GHz)



(Diagram 4)

4.5.5 For Radiated Test (Above 1 GHz)

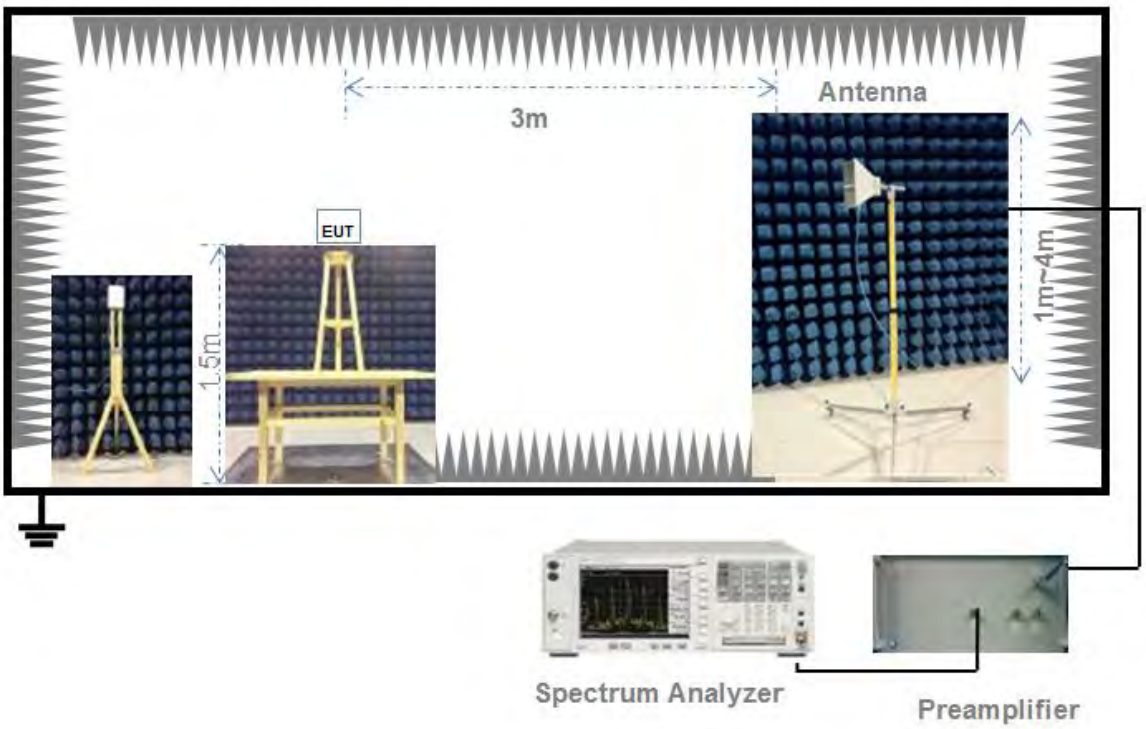

(Diagram 5)

5 TEST ITEMS

5.1 RF Output Power

5.1.1 Test Limit

FCC §15.407(a)

The maximum conducted output power should not exceed:

Frequency Band (MHz)	Limit
5150-5250	250 mW
5250-5350	250 mW or 11 dBm + 10log B, whichever is less.
5470-5725	250 mW or 11 dBm + 10log B, whichever is less.
5725-5850	1 W
Note: Where “B” is the 26 dB emissions bandwidth in MHz.	

5.1.2 Test Setup

The section 4.5.1 (Diagram 1) test setup description was used for this test. The photo of test setup please refer to ANNEX B.

5.1.3 Test Procedure

Maximum conducted (average) output power

a) Measurements may be performed using a wideband RF power meter with a thermocouple detector or equivalent if all of the conditions listed below are satisfied.

1) The EUT is configured to transmit continuously or to transmit with a constant duty cycle.

2) At all times when the EUT is transmitting, it shall be transmitting at its maximum power control level.

3) The integration period of the power meter exceeds the repetition period of the transmitted signal by at least a factor of five.

b) If the transmitter does not transmit continuously, measure the duty cycle (x) of the transmitter output signal.

c) Measure the average power of the transmitter. This measurement is an average over both the on and off periods of the transmitter.

d) Adjust the measurement in dBm by adding 10 log (1/x) where x is the duty cycle.

Measurements of duty cycle

The zero-span mode on a spectrum analyzer or EMI receiver if the response time and spacing between bins on the sweep are sufficient to permit accurate measurements of the on and off times of the transmitted signal.

Set the center frequency of the instrument to the center frequency of the transmission.

Set RBW ≥ OBW if possible; otherwise, set RBW to the largest available value.

Set VBW ≥ RBW. Set detector = peak or average.

The zero-span measurement method shall not be used unless both RBW and VBW are > 50/T and the number of sweep points across duration T exceeds 100. (For example, if VBW and/or RBW are limited to 3 MHz, then the zero-span method of measuring duty cycle shall not be used if T ≤ 16.7 microseconds.)

The E.I.R.P used radiated test method. At a test site that has been validated using the procedures of ANSI C63.4 or the latest CISPR 16-1-4 for measurements above 1 GHz, so as to simulate a near free-space environment.

5.1.4 Test Result

Please refer to ANNEX A.1.

5.2 Emission Bandwidth and 6 dB Bandwidth

5.2.1 Limit

FCC §15.407(a)

Within the 5.725-5.85 GHz band, the minimum 6 dB bandwidth of U-NII devices shall be at least 500 kHz.

5.2.2 Test Setup

The test setup photo please refer to 4.5.1 (Diagram 1) test setup description was used for this test. The photo of test setup please refer to ANNEX B.

5.2.3 Test Procedure

Emission bandwidth

1. Set RBW = approximately 1% of the emission bandwidth.

2. Set VBW ≥ 3*RBW,

3. Detector = Peak.

4. Trace mode = Max hold.

5. Measure the maximum width of the emission that is 26 dB down from the peak of the emission.

Occupied Bandwidth

1. Set Span = 1.5 times to 5.0 times the OBW

2. Set RBW = 1% to 5% of the OBW.

3. Set VBW ≥ 3*RBW, Detector = Peak.

4. Trace mode = Max hold.

5. Use the 99% power bandwidth function of the instrument.

6 dB bandwidth

1. Set RBW = 100 kHz, VBW = 300 kHz.

2. Detector = Peak. Trace mode = Max hold.

3. Allow the trace to stabilize.

4. Measure the maximum width of the emission that is constrained by the frequencies associated with the two outermost amplitude points (upper and lower frequencies) that are attenuated by 6 dB relative to the maximum level measured in the fundamental emission.

5.2.4 Test Result

Please refer to ANNEX A.2 and ANNEX A.3.

5.3 Power Spectral density (PSD)

5.3.1 Limit

FCC §15.407(a)

The maximum power spectral density should not exceed:

Frequency Band (MHz)	Limit
5150-5250	11 dBm/MHz
5250-5350	11 dBm/MHz
5470-5725	11 dBm/MHz
5725-5850	30 dBm/500kHz

5.3.2 Test Setup

The section 4.5.1 (Diagram 1) test setup description was used for this test. The photo of test setup please refer to ANNEX B.

5.3.3 Test Procedure

Set the spectrum analyzer or EMI receiver span to view the entire emission bandwidth.
1. Set RBW = 510 kHz/1 MHz, VBW ≥ 3*RBW, Sweep time = Auto, Detector = RMS.
2. Allow the sweeps to continue until the trace stabilizes.
3. Use the peak marker function to determine the maximum amplitude level.
4. The E.I.R.P spectral density used radiated test method. At a test site that has been validated using the procedures of ANSI C63.4 or the latest CISPR 16-1-4 for measurements above 1 GHz, so as to simulate a near free-space environment.

5.3.4 Test Result

Please refer to ANNEX A.4.

5.4 Conducted Emission

5.4.1 Limit

FCC §15.207

For an intentional radiator that is designed to be connected to the public utility (AC) power line, the radio frequency voltage that is conducted back onto the AC power line on any frequency within the U-NII-150 kHz to 30 MHz shall not exceed the limits in the following table, as measured using a 50μH/50Ω line impedance stabilization network (LISN).

Frequency range (MHz)	Conducted Limit (dBμV)	
	Quai-peak	Average
0.15 - 0.50	66 to 56	56 to 46
0.50 - 5	56	46
0.50 - 30	60	50

5.4.2 Test Setup

The section 4.5.2 (Diagram 2) test setup description was used for this test. The photo of test setup please refer to ANNEX B.

5.4.3 Test Procedure

The maximum conducted interference is searched using Peak (PK), if the emission levels more than the AV and QP limits, and that have narrow margins from the AV and QP limits will be re-measured with AV and QP detectors. Tests for both L phase and N phase lines of the power mains connected to the EUT are performed. Refer to recorded points and plots below.

5.4.4 Test Result

Please refer to ANNEX A.5.

5.5 Radiated Spurious Emissions and Band Edge (Restricted-band)

5.5.1 Limit

FCC §15.209 & 15.407(b)

Frequency (MHz)	Field Strength (μV/m)	Measurement Distance (m)
0.009 - 0.490	2400/F(kHz)	300
0.490 - 1.705	24000/F(kHz)	30
1.705 - 30.0	30	30
30 - 88	100	3
88 - 216	150	3
216 - 960	200	3
Above 960	500	3

Note [1]: The Limit for radiated test was performed according to FCC Part 15C
Note [2]: The tighter limit applies at the band edge.

Un-restricted band emissions	
Out Operating Band (MHz)	Limit
5150 - 5250	e.i.r.p. -27 dBm (68.2 dBuV/m@3m)
5250 - 5350	e.i.r.p. -27 dBm (68.2 dBuV/m@3m)
5470 - 5725	e.i.r.p. -27 dBm (68.2 dBuV/m@3m)
5725 - 5850	All emissions shall be limited to a level of -27 dBm/MHz at 75 MHz or more above or below the band edge increasing linearly to 10 dBm/MHz at 25 MHz above or below the band edge, and from 25 MHz above or below the band edge increasing linearly to a level of 15.6 dBm/MHz at 5 MHz above or below the band edge, and from 5 MHz above or below the band edge increasing linearly to a level of 27 dBm/MHz at the band edge. 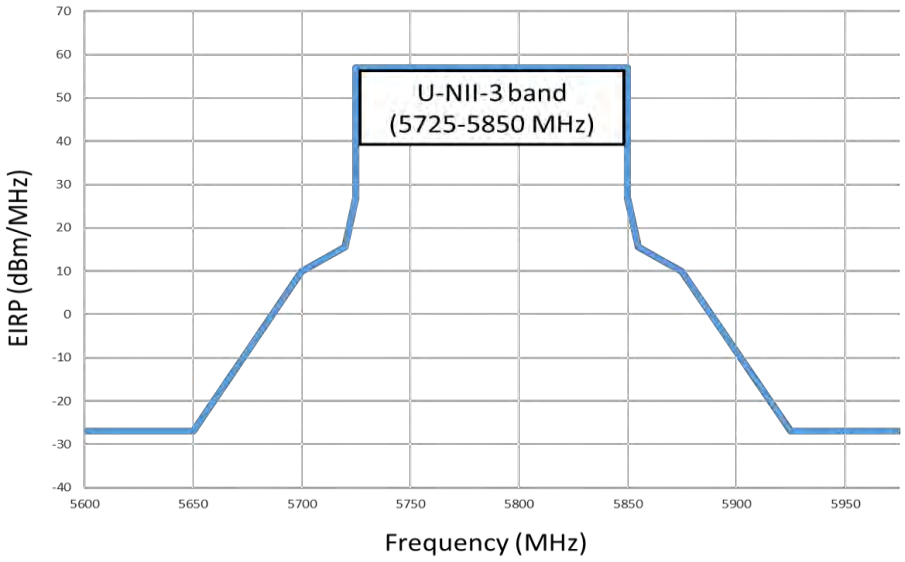

Note: The following formula is used to convert the equipment isotropic radiated power (eirp) to field strength.

5.5.2 Test Setup

The section 4.5.3-4.5.5 (Diagram 3 - Diagram 5) test setup description was used for this test. The photo of test setup please refer to ANNEX B.

5.5.3 Test Procedure

Since the emission limits are specified in terms of radiated field strength levels, measurements performed to demonstrate compliance have traditionally relied on a radiated test configuration. Radiated measurements remain the principal method for demonstrating compliance to the specified limits; however antenna-port conducted measurements are also now acceptable to demonstrate compliance (see below for details). When radiated measurements are utilized, test site requirements and procedures for maximizing and measuring radiated emissions that are described in ANSI C63.10 shall be followed.

Antenna-port conducted measurements may also be used as an alternative to radiated measurements for demonstrating compliance in the restricted frequency bands. If conducted measurements are performed, then proper impedance matching must be ensured and an additional radiated test for cabinet/case spurious emissions is required.

General Procedure for conducted measurements in restricted bands

a) Measure the conducted output power (in dBm) using the detector specified (see guidance regarding measurement procedures for determining quasi-peak, peak, and average conducted output power, respectively).

b) Add the appropriate maximum ground reflection factor to the EIRP level (6 dB for frequencies ≤ 30 MHz, 4.7 dB for frequencies between 30 MHz and 1000 MHz, inclusive and 0 dB for frequencies > 1000 MHz).

c) For devices with multiple antenna-ports, measure the power of each individual chain and sum the EIRP of all chains in linear terms (e.g., Watts, mW).

d) Convert the resultant EIRP level to an equivalent electric field strength using the following relationship:

$E = EIRP – 20\log D + 104.8$

where:

E = electric field strength in dBμV/m,

EIRP = equivalent isotropic radiated power in dBm

D = specified measurement distance in meters.

e) Compare the resultant electric field strength level to the applicable limit.

f) Perform radiated spurious emission test.

Quasi-Peak measurement procedure

The specifications for measurements using the CISPR quasi-peak detector can be found in Publication 16 of the International Special Committee on Radio Frequency Interference (CISPR) of the International Electrotechnical Commission.

As an alternative to CISPR quasi-peak measurement, compliance can be demonstrated to the applicable

emission limits using a peak detector.

Peak power measurement procedure

Peak emission levels are measured by setting the instrument as follows:

a) RBW = as specified in Table 1.

b) VBW ≥ 3 x RBW.

c) Detector = Peak.

d) Sweep time = auto.

e) Trace mode = max hold.

f) Allow sweeps to continue until the trace stabilizes. (Note that the required measurement time may be longer for low duty cycle applications).

Table 1—RBW as a function of frequency

Frequency	RBW
9-150 kHz	200-300 Hz
0.15-30 MHz	9-10 kHz
30-1000 MHz	100-120 kHz
> 1000 MHz	1 MHz

If the peak-detected amplitude can be shown to comply with the average limit, then it is not necessary to perform a separate average measurement.

Trace averaging across on and off times of the EUT transmissions followed by duty cycle correction

If continuous transmission of the EUT (i.e., duty cycle ≥ 98 percent) cannot be achieved and the duty cycle is constant (i.e., duty cycle variations are less than ± 2 percent), then the following procedure shall be used:

a) The EUT shall be configured to operate at the maximum achievable duty cycle.

b) Measure the duty cycle, x, of the transmitter output signal as described in section 6.0.

c) RBW = 1 MHz (unless otherwise specified).

d) VBW ≥ 3 x RBW.

e) Detector = RMS, if span/(# of points in sweep) ≤ (RBW/2). Satisfying this condition may require increasing the number of points in the sweep or reducing the span. If this condition cannot be satisfied, then the detector mode shall be set to peak.

f) Averaging type = power (i.e., RMS).

1) As an alternative, the detector and averaging type may be set for linear voltage averaging.

2) Some instruments require linear display mode in order to use linear voltage averaging. Log or dB averaging shall not be used.

g) Sweep time = auto.

h) Perform a trace average of at least 100 traces.

i) A correction factor shall be added to the measurement results prior to comparing to the emission limit in order to compute the emission level that would have been measured had the test been performed at 100 percent duty cycle. The correction factor is computed as follows:

1) If power averaging (RMS) mode was used in step f), then the applicable correction factor is 10 log(1/x), where x is the duty cycle.

2) If linear voltage averaging mode was used in step f), then the applicable correction factor is 20 log(1/x), where x is the duty cycle.

3) If a specific emission is demonstrated to be continuous (≥ 98 percent duty cycle) rather than turning on and off with the transmit cycle, then no duty cycle correction is required for that emission.

NOTE: Reduction of the measured emission amplitude levels to account for operational duty factor is not permitted. Compliance is based on emission levels occurring during transmission - not on an average across on and off times of the transmitter.

Determining the applicable transmit antenna gain

A conducted power measurement will determine the maximum output power associated with a restricted band emission; however, in order to determine the associated EIRP level, the gain of the transmitting antenna (in dBi) must be added to the measured output power (in dBm).

Since the out-of-band characteristics of the EUT transmit antenna will often be unknown, the use of a conservative antenna gain value is necessary. Thus, when determining the EIRP based on the measured conducted power, the upper bound on antenna gain for a device with a single RF output shall be selected as the maximum in-band gain of the antenna across all operating bands, or 2 dBi, whichever is greater. However, for devices that operate in multiple frequency bands while using the same transmit antenna, the highest gain of the antenna within the operating band nearest in frequency to the restricted band emission being measured may be used in lieu of the overall highest gain when the emission is at a frequency that is within 20 percent of the nearest band edge frequency, but in no case shall a value less than 2 dBi be used.

See KDB 662911 for guidance on calculating the additional array gain term when determining the effective antenna gain for a EUT with multiple outputs occupying the same or overlapping frequency ranges in the same band.

Radiated spurious emission test

An additional consideration when performing conducted measurements of restricted band emissions is that unwanted emissions radiating from the EUT cabinet, control circuits, power leads, or intermediate circuit elements will likely go undetected in a conducted measurement configuration. To address this concern, a radiated test shall be performed to ensure that emissions emanating from the EUT cabinet (rather than the antenna port) also comply with the applicable limits.

For these cabinet radiated spurious emission measurements the EUT transmit antenna may be replaced with a termination matching the nominal impedance of the antenna. Procedures for performing radiated measurements are specified in ANSI C63.10. All detected emissions shall comply with the applicable limits.

The measurement frequency range is from 30 MHz to the 10th harmonic of the fundamental frequency. The Turn Table is actuated to turn from 0° to 360°, and both horizontal and vertical polarizations of the Test Antenna are used to find the maximum radiated power. Mid channels on all channel bandwidth verified. Only the worst RB size/offset presented.

The power of the EUT transmitting frequency should be ignored.

All Spurious Emission tests were performed in X, Y, Z axis direction. And only the worst axis test condition was recorded in this test report.

Use the following spectrum analyzer settings:

Span = wide enough to fully capture the emission being measured
RBW = 1 MHz for f ≥ 1 GHz, 100 kHz for f < 1 GHz
VBW ≥ RBW
Sweep = auto
Detector function = peak
Trace = max hold

5.5.4 Test Result

Please refer to ANNEX A.6.

ANNEX A TEST RESULT

A.1 RF Output Power

Note: For FCC standard, if transmitting antennas of directional gain greater than 6 dBi are used, all band maximum conducted output power shall be reduced by the amount in dB that the directional gain of the antenna exceeds 6 dBi.

Duty Cycle

Test Mode	On Time (ms)	On+Off time (ms)	Duty Cycle	Duty Factor
11a	2.195	2.236	98.17%	0.08
11n (HT20)/11ac (VHT20)	2.056	2.094	98.19%	0.08
11n (HT40)/11ac (VHT40)	1.012	1.047	96.66%	0.15
11ac (VHT80)	0.487	0.523	93.12%	0.31

Test Data

Conducted Power

U-NII-1 (5150 - 5250 MHz)					
Mode	Channel	Conducted Power (dBm)	Conducted Power (mW)	FCC Limit (mW)	Verdict
11a	CH36	16.55	45.19	250	Pass
11a	CH44	15.98	39.63	250	Pass
11a	CH48	15.90	38.90	250	Pass
11n (HT20)	CH36	16.03	40.09	250	Pass
11n (HT20)	CH44	15.78	37.84	250	Pass
11n (HT20)	CH48	15.86	38.55	250	Pass
11n (HT40)	CH38	13.52	22.49	250	Pass
11n (HT40)	CH46	13.31	21.43	250	Pass
11ac (VHT20)	CH36	16.08	40.55	250	Pass
11ac (VHT20)	CH44	15.84	38.37	250	Pass
11ac (VHT20)	CH48	15.82	38.19	250	Pass
11ac (VHT40)	CH38	13.53	22.54	250	Pass
11ac (VHT40)	CH46	13.32	21.48	250	Pass
11ac (VHT80)	CH42	12.89	19.45	250	Pass

U-NII-2A (5250 - 5350 MHz)					
Mode	Channel	Conducted Power (dBm)	Conducted Power (mW)	FCC Limit (mW)	Verdict
11a	CH52	16.21	41.78	250	Pass
11a	CH60	16.35	43.15	250	Pass
11a	CH64	16.85	48.42	250	Pass
11n (HT20)	CH52	16.06	40.36	250	Pass
11n (HT20)	CH60	16.27	42.36	250	Pass
11n (HT20)	CH64	16.43	43.95	250	Pass
11n (HT40)	CH54	15.60	36.31	250	Pass
11n (HT40)	CH62	15.71	37.24	250	Pass
11ac (VHT20)	CH52	16.08	40.55	250	Pass
11ac (VHT20)	CH60	16.26	42.27	250	Pass
11ac (VHT20)	CH64	16.41	43.75	250	Pass
11ac (VHT40)	CH54	15.59	36.22	250	Pass
11ac (VHT40)	CH62	15.76	37.67	250	Pass
11ac (VHT80)	CH58	13.97	24.95	250	Pass

U-NII-2C (5470 - 5725 MHz)					
Mode	Channel	Conducted Power (dBm)	Conducted Power (mW)	FCC Limit (mW)	Verdict
11a	CH100	16.31	42.76	250	Pass
11a	CH116	16.18	41.50	250	Pass
11a	CH140	15.23	33.34	250	Pass
11n (HT20)	CH100	16.15	41.21	250	Pass
11n (HT20)	CH116	16.05	40.27	250	Pass
11n (HT20)	CH140	15.10	32.36	250	Pass
11n (HT40)	CH102	15.74	37.50	250	Pass
11n (HT40)	CH118	15.48	35.32	250	Pass
11n (HT40)	CH134	14.85	30.55	250	Pass
11ac (VHT20)	CH100	16.20	41.69	250	Pass
11ac (VHT20)	CH116	16.04	40.18	250	Pass
11ac (VHT20)	CH140	15.21	33.19	250	Pass
11ac (VHT40)	CH102	15.90	38.90	250	Pass
11ac (VHT40)	CH118	15.62	36.48	250	Pass
11ac (VHT40)	CH134	14.97	31.41	250	Pass
11ac (VHT80)	CH106	14.06	25.47	250	Pass
11ac (VHT80)	CH122	13.75	23.71	250	Pass

U-NII-3 (5725 - 5850 MHz)					
Mode	Channel	Conducted Power (dBm)	Conducted Power (mW)	FCC Limit (mW)	Verdict
11a	CH149	15.77	37.76	1000	Pass
11a	CH157	15.87	38.64	1000	Pass
11a	CH165	16.27	42.36	1000	Pass
11n (HT20)	CH149	15.62	36.48	1000	Pass
11n (HT20)	CH157	15.87	38.64	1000	Pass
11n (HT20)	CH165	16.22	41.88	1000	Pass
11n (HT40)	CH151	15.19	33.04	1000	Pass
11n (HT40)	CH159	15.34	34.20	1000	Pass
11ac (VHT20)	CH149	15.66	36.81	1000	Pass
11ac (VHT20)	CH157	15.86	38.55	1000	Pass
11ac (VHT20)	CH165	16.25	42.17	1000	Pass
11ac (VHT40)	CH151	15.20	33.11	1000	Pass
11ac (VHT40)	CH159	15.34	34.20	1000	Pass
11ac (VHT80)	CH155	13.44	22.08	1000	Pass

A.2 Emission Bandwidth & 99% Bandwidth

Note: Test plots please refer to the document “Annex No.: BL-SZ2460995-604 Data Part 1.pdf”.

Test Data

U-NII-1 (5150 - 5250 MHz)			
Mode	Channel	26 dB Bandwidth (MHz)	99% Bandwidth (MHz)
11a	CH36	22.72	16.58
11a	CH44	22.78	16.62
11a	CH48	22.71	16.62
11n (HT20)	CH36	23.66	17.76
11n (HT20)	CH44	23.39	17.75
11n (HT20)	CH48	23.62	17.74
11n (HT40)	CH38	41.77	36.24
11n (HT40)	CH46	41.53	36.22
11ac (VHT20)	CH36	22.95	17.76
11ac (VHT20)	CH44	23.37	17.77
11ac (VHT20)	CH48	23.32	17.77
11ac (VHT40)	CH38	41.60	36.25
11ac (VHT40)	CH46	41.45	36.25
11ac (VHT80)	CH42	84.01	75.77

U-NII-2A (5250 - 5350 MHz)			
Mode	Channel	26 dB Bandwidth (MHz)	99% Bandwidth (MHz)
11a	CH52	22.66	16.62
11a	CH60	22.37	16.62
11a	CH64	22.30	16.57
11n (HT20)	CH52	23.66	17.75
11n (HT20)	CH60	23.31	17.76
11n (HT20)	CH64	23.49	17.75
11n (HT40)	CH54	41.61	36.24
11n (HT40)	CH62	41.87	36.24
11ac (VHT20)	CH52	23.47	17.77
11ac (VHT20)	CH60	23.03	17.75
11ac (VHT20)	CH64	23.00	17.76
11ac (VHT40)	CH54	41.55	36.25
11ac (VHT40)	CH62	41.55	36.23
11ac (VHT80)	CH58	84.09	75.82

U-NII-2C (5470 - 5725 MHz)			
Mode	Channel	26 dB Bandwidth (MHz)	99% Bandwidth (MHz)
11a	CH100	22.58	16.61
11a	CH116	22.55	16.60
11a	CH140	22.53	16.60
11n (HT20)	CH100	23.81	17.75
11n (HT20)	CH116	23.61	17.76
11n (HT20)	CH140	23.74	17.76
11n (HT40)	CH102	41.74	36.22
11n (HT40)	CH118	41.57	36.23
11n (HT40)	CH134	41.51	36.22
11ac (VHT20)	CH100	23.26	17.75
11ac (VHT20)	CH116	23.62	17.76
11ac (VHT20)	CH140	23.89	17.76
11ac (VHT40)	CH102	41.53	36.24
11ac (VHT40)	CH118	41.35	36.25
11ac (VHT40)	CH134	41.56	36.25
11ac (VHT80)	CH106	83.55	75.80
11ac (VHT80)	CH122	84.29	75.84

U-NII-3 (5725 - 5850 MHz)			
Mode	Channel	26 dB Bandwidth (MHz)	99% Bandwidth (MHz)
11a	CH149	22.31	16.58
11a	CH157	22.64	16.60
11a	CH165	22.32	16.60
11n (HT20)	CH149	23.33	17.75
11n (HT20)	CH157	23.57	17.74
11n (HT20)	CH165	23.43	17.77
11n (HT40)	CH151	41.51	36.25
11n (HT40)	CH159	41.56	36.23
11ac (VHT20)	CH149	22.97	17.77
11ac (VHT20)	CH157	23.39	17.76
11ac (VHT20)	CH165	22.87	17.75
11ac (VHT40)	CH151	41.33	36.26
11ac (VHT40)	CH159	41.55	36.25
11ac (VHT80)	CH155	83.99	75.79

A.3 6 dB Bandwidth

Note: Test plots please refer to the document “Annex No.: BL-SZ2460995-604 Data Part 2.pdf”.

Test Data

U-NII-3 (5725 - 5850 MHz)				
Mode	Channel	6 dB Bandwidth (MHz)	Limit (kHz)	Verdict
11a	CH149	15.30	500.00	Pass
11a	CH157	16.50	500.00	Pass
11a	CH165	15.30	500.00	Pass
11n (HT20)	CH149	15.30	500.00	Pass
11n (HT20)	CH157	15.30	500.00	Pass
11n (HT20)	CH165	15.30	500.00	Pass
11n (HT40)	CH151	36.20	500.00	Pass
11n (HT40)	CH159	35.90	500.00	Pass
11ac (VHT20)	CH149	15.30	500.00	Pass
11ac (VHT20)	CH157	15.30	500.00	Pass
11ac (VHT20)	CH165	15.30	500.00	Pass
11ac (VHT40)	CH151	35.90	500.00	Pass
11ac (VHT40)	CH159	35.90	500.00	Pass
11ac (VHT80)	CH155	75.30	500.00	Pass

A.4 Power Spectral Density

Note: Test plots please refer to the document “Annex No.: BL-SZ2460995-604 Data Part 3.pdf”.

Test Data

U-NII-1 (5150 - 5250 MHz)				
Mode	Channel	PSD (dBm/MHz)	Limit (dBm/MHz)	Verdict
11a	CH36	5.13	11.00	Pass
11a	CH44	4.89	11.00	Pass
11a	CH48	4.90	11.00	Pass
11n (HT20)	CH36	4.80	11.00	Pass
11n (HT20)	CH44	4.56	11.00	Pass
11n (HT20)	CH48	4.58	11.00	Pass
11n (HT40)	CH38	-0.72	11.00	Pass
11n (HT40)	CH46	-0.80	11.00	Pass
11ac (VHT20)	CH36	4.84	11.00	Pass
11ac (VHT20)	CH44	4.64	11.00	Pass
11ac (VHT20)	CH48	4.67	11.00	Pass
11ac (VHT40)	CH38	-0.50	11.00	Pass
11ac (VHT40)	CH46	-0.85	11.00	Pass
11ac (VHT80)	CH42	-4.66	11.00	Pass

U-NII-2A (5250 - 5350 MHz)				
Mode	Channel	PSD (dBm/MHz)	Limit (dBm/MHz)	Verdict
11a	CH52	5.08	11.00	Pass
11a	CH60	5.27	11.00	Pass
11a	CH64	5.42	11.00	Pass
11n (HT20)	CH52	4.80	11.00	Pass
11n (HT20)	CH60	5.06	11.00	Pass
11n (HT20)	CH64	5.27	11.00	Pass
11n (HT40)	CH54	1.23	11.00	Pass
11n (HT40)	CH62	1.52	11.00	Pass
11ac (VHT20)	CH52	4.83	11.00	Pass
11ac (VHT20)	CH60	5.05	11.00	Pass
11ac (VHT20)	CH64	5.27	11.00	Pass
11ac (VHT40)	CH54	1.08	11.00	Pass
11ac (VHT40)	CH62	1.48	11.00	Pass
11ac (VHT80)	CH58	-3.49	11.00	Pass

U-NII-2C (5470 - 5725 MHz)				
Mode	Channel	PSD (dBm/MHz)	Limit (dBm/MHz)	Verdict
11a	CH100	5.12	11.00	Pass
11a	CH116	5.31	11.00	Pass
11a	CH140	3.84	11.00	Pass
11n (HT20)	CH100	5.02	11.00	Pass
11n (HT20)	CH116	5.07	11.00	Pass
11n (HT20)	CH140	4.01	11.00	Pass
11n (HT40)	CH102	1.48	11.00	Pass
11n (HT40)	CH118	1.28	11.00	Pass
11n (HT40)	CH134	0.82	11.00	Pass
11ac (VHT20)	CH100	4.96	11.00	Pass
11ac (VHT20)	CH116	5.01	11.00	Pass
11ac (VHT20)	CH140	4.28	11.00	Pass
11ac (VHT40)	CH102	1.65	11.00	Pass
11ac (VHT40)	CH118	1.56	11.00	Pass
11ac (VHT40)	CH134	0.87	11.00	Pass
11ac (VHT80)	CH106	-3.15	11.00	Pass
11ac (VHT80)	CH122	-3.52	11.00	Pass

U-NII-3 (5725 - 5850 MHz)				
Mode	Channel	PSD (dBm/500kHz)	Limit (dBm/500kHz)	Verdict
11a	CH149	1.44	30.00	Pass
11a	CH157	1.72	30.00	Pass
11a	CH165	2.24	30.00	Pass
11n (HT20)	CH149	1.38	30.00	Pass
11n (HT20)	CH157	1.66	30.00	Pass
11n (HT20)	CH165	1.88	30.00	Pass
11n (HT40)	CH151	-2.10	30.00	Pass
11n (HT40)	CH159	-1.68	30.00	Pass
11ac (VHT20)	CH149	1.54	30.00	Pass
11ac (VHT20)	CH157	1.72	30.00	Pass
11ac (VHT20)	CH165	2.03	30.00	Pass
11ac (VHT40)	CH151	-2.13	30.00	Pass
11ac (VHT40)	CH159	-1.81	30.00	Pass
11ac (VHT80)	CH155	-6.76	30.00	Pass

A.5 Conducted Emissions

Note [1]: The EUT is working in the Normal link mode. All modes have been tested and normal link mode is worst.

Note [2]: Devices subject to Part 15 must be tested for all available U.S. voltages and frequencies (such as a nominal 120 VAC, 60 Hz and 240 VAC, 50 Hz) for which the device is capable of operation. So, The configuration 120 VAC, 60 Hz and 240 VAC, 50 Hz were tested respectively, but only the worst configuration (120 VAC, 60 Hz) shown here.

Note [3]: Results (dBuV) = Original reading level of Spectrum Analyzer (dBuV) + Factor (dB)

Test Data and Plots

PHASE L

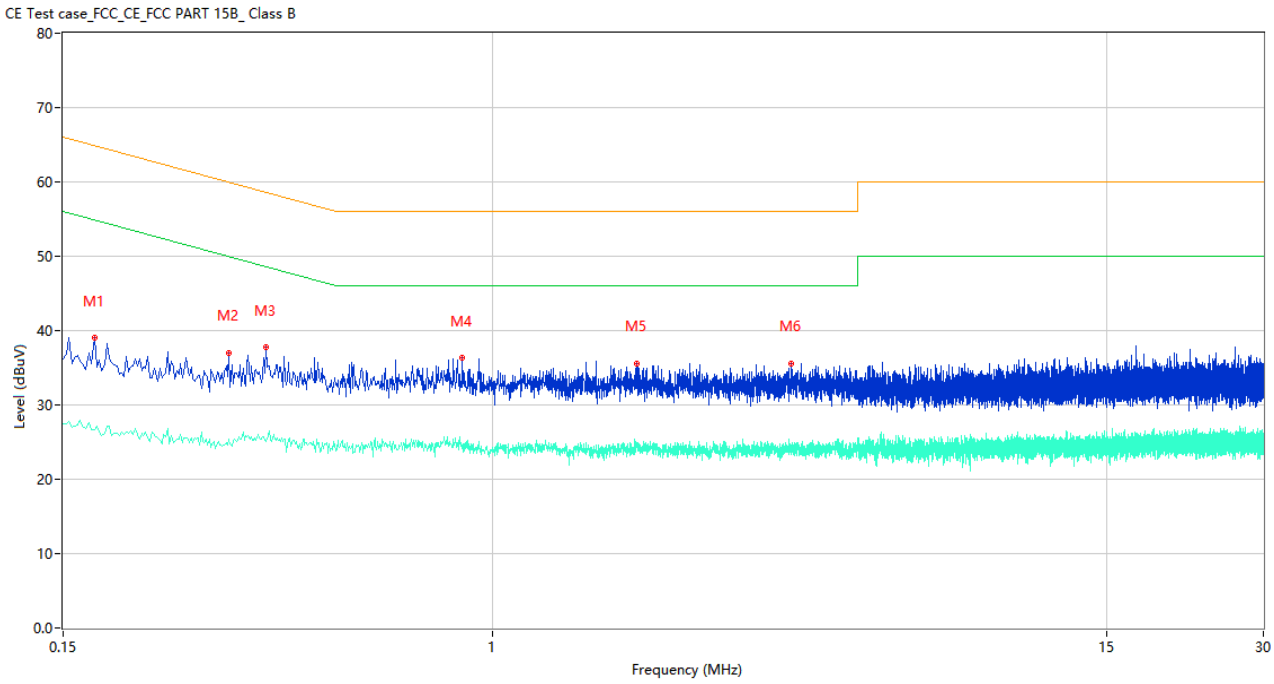

No.	Frequency (MHz)	Results (dBuV)	Factor (dB)	Limit (dBuV)	Margin (dB)	Detector	Line	Verdict
1	0.172	38.98	9.78	64.86	25.88	Peak	L	Pass
1**	0.172	26.63	9.78	54.86	28.23	AV	L	Pass
2	0.312	37.05	10.00	59.92	22.87	Peak	L	Pass
2**	0.312	25.32	10.00	49.92	24.60	AV	L	Pass
3	0.368	37.78	10.68	58.55	20.77	Peak	L	Pass
3**	0.368	25.11	10.68	48.55	23.44	AV	L	Pass
4	0.874	36.29	10.40	56.00	19.71	Peak	L	Pass
4**	0.874	24.53	10.40	46.00	21.47	AV	L	Pass
5	1.886	35.57	10.60	56.00	20.43	Peak	L	Pass
5**	1.886	24.26	10.60	46.00	21.74	AV	L	Pass
6	3.736	35.58	10.42	56.00	20.42	Peak	L	Pass
6**	3.736	24.22	10.42	46.00	21.78	AV	L	Pass

PHASE N

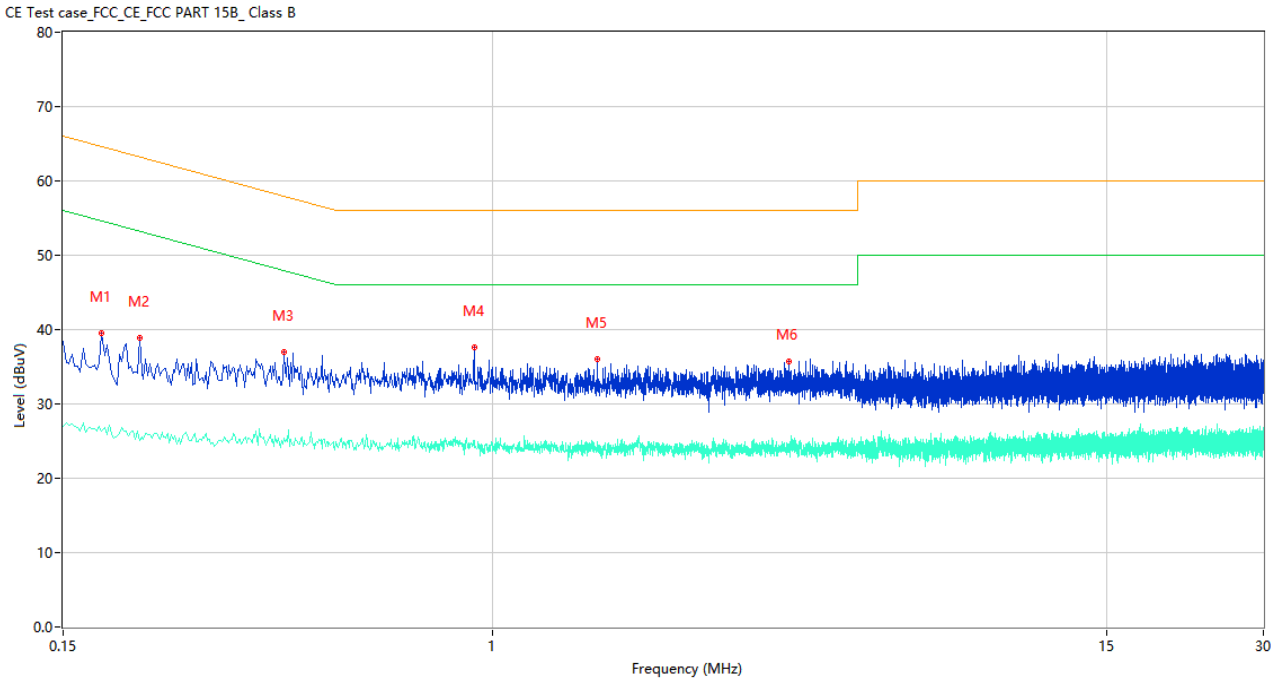

No.	Frequency (MHz)	Results (dBuV)	Factor (dB)	Limit (dBuV)	Margin (dB)	Detector	Line	Verdict
1	0.178	39.52	9.78	64.58	25.06	Peak	N	Pass
1**	0.178	26.31	9.78	54.58	28.27	AV	N	Pass
2	0.210	38.84	9.77	63.21	24.37	Peak	N	Pass
2**	0.210	25.12	9.77	53.21	28.09	AV	N	Pass
3	0.398	36.96	10.56	57.90	20.94	Peak	N	Pass
3**	0.398	25.40	10.56	47.90	22.50	AV	N	Pass
4	0.920	37.55	10.13	56.00	18.45	Peak	N	Pass
4**	0.920	25.06	10.13	46.00	20.94	AV	N	Pass
5	1.586	35.96	9.93	56.00	20.04	Peak	N	Pass
5**	1.586	24.64	9.93	46.00	21.36	AV	N	Pass
6	3.686	35.65	10.28	56.00	20.35	Peak	N	Pass
6**	3.686	24.60	10.28	46.00	21.40	AV	N	Pass

A.6 Radiated Spurious Emissions and Band Edge (Restricted-band)

Note [1]: The symbol of "--" in the table which means not application.

Note [2]: For the test data above 1 GHz, According the ANSI C63.4, where limits are specified for both average and peak (or quasi-peak) detector functions, if the peak (or quasi-peak) measured value complies with the average limit, it is unnecessary to perform an average measurement.

Note [3]: The low frequency, which started from 9 kHz to 30 MHz, was pre-scanned and the result which was 20 dB lower than the limit line per 15.31(o) was not reported.

Note [4]: The EUT is working in the Normal link mode below 1 GHz. All modes have been tested and normal link mode is worst.

Test Data and Plots

30 MHz to 1 GHz, ANT H

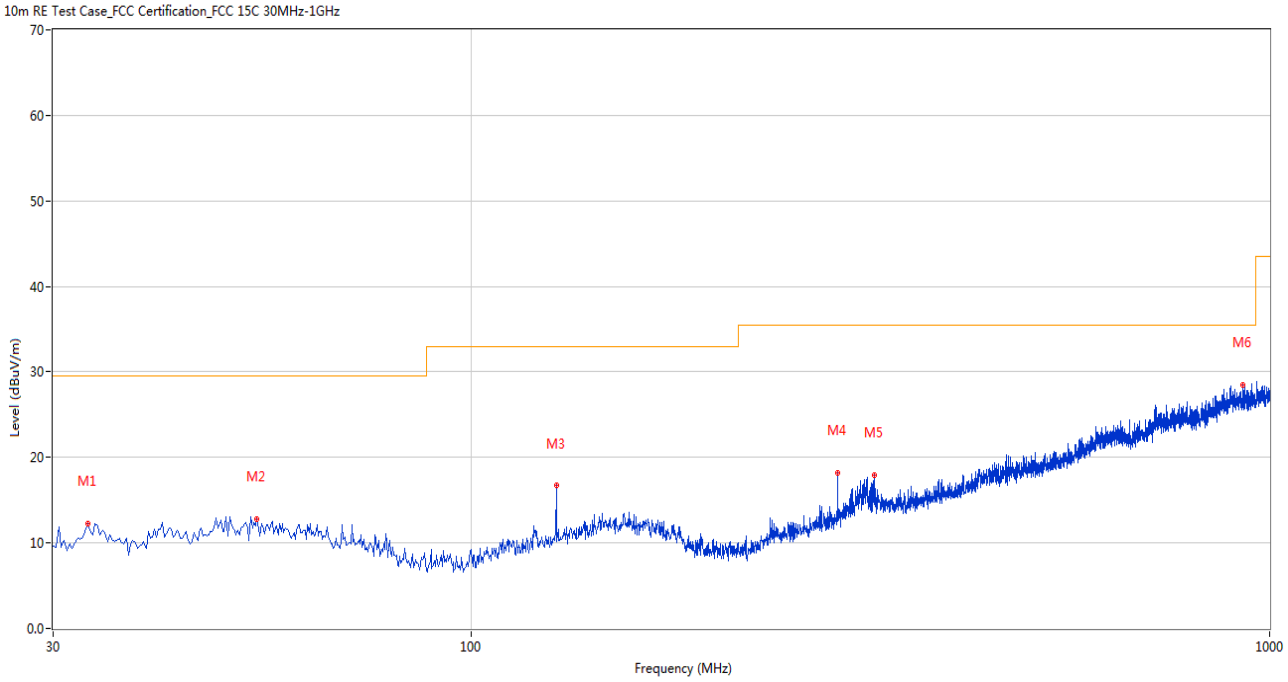

No.	Frequency (MHz)	Results (dBuV/m)	Factor (dB)	Limit (dBuV/m)	Margin (dB)	Detector	Table (Degree)	Height (cm)	Antenna	Verdict
1	33.152	12.26	-27.41	29.5	17.24	Peak	174.00	100	Horizontal	Pass
2	54.002	12.82	-26.08	29.5	16.68	Peak	56.00	100	Horizontal	Pass
3	127.946	16.68	-27.27	33.0	16.32	Peak	205.00	200	Horizontal	Pass
4	287.956	18.20	-25.18	35.5	17.30	Peak	248.00	200	Horizontal	Pass
5	319.958	17.89	-24.36	35.5	17.61	Peak	0.00	200	Horizontal	Pass
6	926.783	28.46	-10.79	35.5	7.04	Peak	0.00	200	Horizontal	Pass

30 MHz to 1 GHz, ANT V

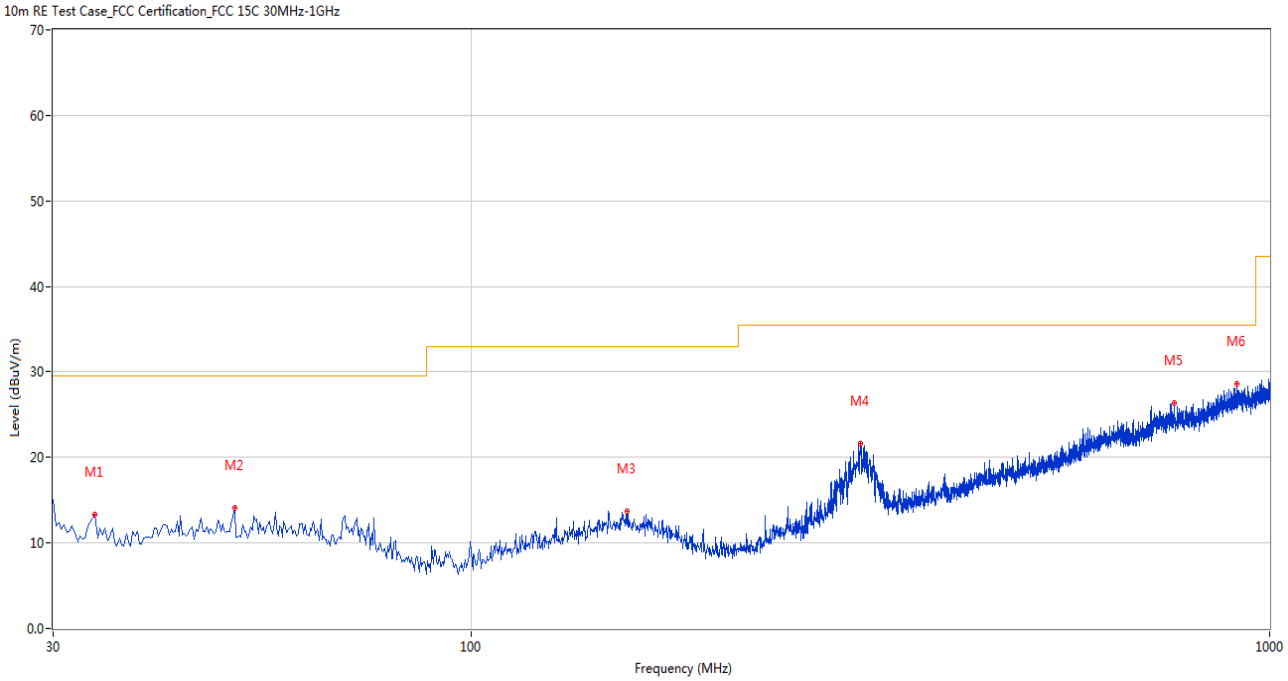

No.	Frequency (MHz)	Results (dBuV/m)	Factor (dB)	Limit (dBuV/m)	Margin (dB)	Detector	Table (Degree)	Height (cm)	Antenna	Verdict
1	33.879	13.32	-27.25	29.5	16.18	Peak	308.00	200	Vertical	Pass
2	50.607	14.11	-25.98	29.5	15.39	Peak	295.00	100	Vertical	Pass
3	157.038	13.70	-25.59	33.0	19.30	Peak	360.00	100	Vertical	Pass
4	307.836	21.64	-24.60	35.5	13.86	Peak	84.00	100	Vertical	Pass
5	760.227	26.40	-13.22	35.5	9.10	Peak	282.00	100	Vertical	Pass
6	911.025	28.57	-10.68	35.5	6.93	Peak	134.00	200	Vertical	Pass

Note: The spurious above 18G is noise only, do not show on the report.

11a, U-NII-1, 1 GHz to 18 GHz, Low Channel, ANT H

No.	Frequency (MHz)	Results (dBuV/m)	Factor (dB)	Limit (dBuV/m)	Margin (dB)	Detector	Table (Degree)	Height (cm)	Antenna	Verdict
1	1530.100	38.48	-16.80	74.0	35.52	Peak	279.00	400	Horizontal	Pass
1**	1530.100	29.08	-16.80	54.0	24.92	AV	279.00	400	Horizontal	Pass
2	4278.500	47.61	-5.05	74.0	26.39	Peak	141.00	300	Horizontal	Pass
2**	4278.500	37.88	-5.05	54.0	16.12	AV	141.00	300	Horizontal	Pass
3	5181.250	103.83	-2.31	--	--	Peak	39.00	150	Horizontal	N/A
3**	5181.250	96.89	-2.31	--	--	AV	39.00	150	Horizontal	N/A
4	7689.500	53.55	1.04	74.0	20.45	Peak	181.00	100	Horizontal	Pass
4**	7689.500	44.58	1.04	54.0	9.42	AV	181.00	100	Horizontal	Pass
5	12210.638	52.54	0.55	74.0	21.46	Peak	0.00	150	Horizontal	Pass
5**	12210.638	42.88	0.55	54.0	11.12	AV	0.00	150	Horizontal	Pass
6	16126.800	54.88	1.97	74.0	19.12	Peak	322.00	200	Horizontal	Pass
6**	16126.800	45.34	1.97	54.0	8.66	AV	322.00	200	Horizontal	Pass

11a, U-NII-1, 1 GHz to 18 GHz, Low Channel, ANT V

No.	Frequency (MHz)	Results (dBuV/m)	Factor (dB)	Limit (dBuV/m)	Margin (dB)	Detector	Table (Degree)	Height (cm)	Antenna	Verdict
1	1496.800	38.85	-16.81	74.0	35.15	Peak	360.00	200	Vertical	Pass
1**	1496.800	28.97	-16.81	54.0	25.03	AV	360.00	200	Vertical	Pass
2	4266.500	46.96	-4.83	74.0	27.04	Peak	161.00	200	Vertical	Pass
2**	4266.500	39.04	-4.83	54.0	14.96	AV	161.00	200	Vertical	Pass
3	5178.750	95.18	-2.72	--	--	Peak	303.00	100	Vertical	N/A
3**	5178.750	87.11	-2.72	--	--	AV	303.00	100	Vertical	N/A
4	7419.500	53.93	1.23	74.0	20.07	Peak	181.00	400	Vertical	Pass
4**	7419.500	44.70	1.23	54.0	9.30	AV	181.00	400	Vertical	Pass
5	11461.325	52.45	-1.25	74.0	21.55	Peak	359.00	200	Vertical	Pass
5**	11461.325	42.10	-1.25	54.0	11.90	AV	359.00	200	Vertical	Pass
6	16032.300	54.48	1.15	74.0	19.52	Peak	44.00	100	Vertical	Pass
6**	16032.300	45.44	1.15	54.0	8.56	AV	44.00	100	Vertical	Pass

11a, U-NII-1, 1 GHz to 18 GHz, Middle Channel, ANT H

No.	Frequency (MHz)	Results (dBuV/m)	Factor (dB)	Limit (dBuV/m)	Margin (dB)	Detector	Table (Degree)	Height (cm)	Antenna	Verdict
1	1449.900	38.37	-16.92	74.0	35.63	Peak	101.00	100	Horizontal	Pass
1**	1449.900	28.82	-16.92	54.0	25.18	AV	101.00	100	Horizontal	Pass
2	4283.250	46.62	-4.57	74.0	27.38	Peak	122.00	300	Horizontal	Pass
2**	4283.250	37.86	-4.57	54.0	16.14	AV	122.00	300	Horizontal	Pass
3	5221.250	103.49	-3.07	--	--	Peak	40.00	200	Horizontal	N/A
3**	5221.250	95.84	-3.07	--	--	AV	40.00	200	Horizontal	N/A
4	7708.500	53.84	1.84	74.0	20.16	Peak	162.00	400	Horizontal	Pass
4**	7708.500	45.17	1.84	54.0	8.83	AV	162.00	400	Horizontal	Pass
5	11756.537	52.52	-0.19	74.0	21.48	Peak	77.00	200	Horizontal	Pass
5**	11756.537	43.30	-0.19	54.0	10.70	AV	77.00	200	Horizontal	Pass
6	15670.050	54.62	1.93	74.0	19.38	Peak	179.00	100	Horizontal	Pass
6**	15670.050	44.71	1.93	54.0	9.29	AV	179.00	100	Horizontal	Pass

11a, U-NII-1, 1 GHz to 18 GHz, Middle Channel, ANT V

No.	Frequency (MHz)	Results (dBuV/m)	Factor (dB)	Limit (dBuV/m)	Margin (dB)	Detector	Table (Degree)	Height (cm)	Antenna	Verdict
1	1497.500	38.29	-16.89	74.0	35.71	Peak	0.00	400	Vertical	Pass
1**	1497.500	28.86	-16.89	54.0	25.14	AV	0.00	400	Vertical	Pass
2	3604.500	47.99	-6.52	74.0	26.01	Peak	142.00	200	Vertical	Pass
2**	3604.500	36.91	-6.52	54.0	17.09	AV	142.00	200	Vertical	Pass
3	5218.500	94.96	-2.88	--	--	Peak	285.00	150	Vertical	N/A
3**	5218.500	87.47	-2.88	--	--	AV	285.00	150	Vertical	N/A
4	7704.250	53.76	1.69	74.0	20.24	Peak	183.00	100	Vertical	Pass
4**	7704.250	44.86	1.69	54.0	9.14	AV	183.00	100	Vertical	Pass
5	12246.263	52.55	1.05	74.0	21.45	Peak	54.00	200	Vertical	Pass
5**	12246.263	43.61	1.05	54.0	10.39	AV	54.00	200	Vertical	Pass
6	15900.262	54.21	2.02	74.0	19.79	Peak	116.00	300	Vertical	Pass
6**	15900.262	44.99	2.02	54.0	9.01	AV	116.00	300	Vertical	Pass

11a, U-NII-1, 1 GHz to 18 GHz, High Channel, ANT H

No.	Frequency (MHz)	Results (dBuV/m)	Factor (dB)	Limit (dBuV/m)	Margin (dB)	Detector	Table (Degree)	Height (cm)	Antenna	Verdict
1	1609.800	38.44	-17.04	74.0	35.56	Peak	258.00	100	Horizontal	Pass
1**	1609.800	28.20	-17.04	54.0	25.80	AV	258.00	100	Horizontal	Pass
2	4287.250	47.04	-4.70	74.0	26.96	Peak	19.00	100	Horizontal	Pass
2**	4287.250	38.80	-4.70	54.0	15.20	AV	19.00	100	Horizontal	Pass
3	5240.750	102.95	-3.01	--	--	Peak	40.00	200	Horizontal	N/A
3**	5240.750	95.61	-3.01	--	--	AV	40.00	200	Horizontal	N/A
4	7709.000	53.96	1.89	74.0	20.04	Peak	181.00	400	Horizontal	Pass
4**	7709.000	44.75	1.89	54.0	9.25	AV	181.00	400	Horizontal	Pass
5	11800.237	53.56	-0.15	74.0	20.44	Peak	25.00	150	Horizontal	Pass
5**	11800.237	45.04	-0.15	54.0	8.96	AV	25.00	150	Horizontal	Pass
6	16111.050	55.07	1.84	74.0	18.93	Peak	99.00	200	Horizontal	Pass
6**	16111.050	45.83	1.84	54.0	8.17	AV	99.00	200	Horizontal	Pass

11a, U-NII-1, 1 GHz to 18 GHz, High Channel, ANT V

No.	Frequency (MHz)	Results (dBuV/m)	Factor (dB)	Limit (dBuV/m)	Margin (dB)	Detector	Table (Degree)	Height (cm)	Antenna	Verdict
1	1542.300	38.46	-17.30	74.0	35.54	Peak	0.00	200	Vertical	Pass
1**	1542.300	28.54	-17.30	54.0	25.46	AV	0.00	200	Vertical	Pass
2	4289.250	47.17	-4.41	74.0	26.83	Peak	99.00	300	Vertical	Pass
2**	4289.250	38.55	-4.41	54.0	15.45	AV	99.00	300	Vertical	Pass
3	5236.750	95.45	-2.91	--	--	Peak	303.00	200	Vertical	N/A
3**	5236.750	86.98	-2.91	--	--	AV	303.00	200	Vertical	N/A
4	7686.250	53.23	1.35	74.0	20.77	Peak	263.00	100	Vertical	Pass
4**	7686.250	44.28	1.35	54.0	9.72	AV	263.00	100	Vertical	Pass
5	11780.525	52.86	-0.16	74.0	21.14	Peak	189.00	100	Vertical	Pass
5**	11780.525	42.59	-0.16	54.0	11.41	AV	189.00	100	Vertical	Pass
6	15883.201	54.44	1.90	74.0	19.56	Peak	152.00	200	Vertical	Pass
6**	15883.201	44.55	1.90	54.0	9.45	AV	152.00	200	Vertical	Pass

11n20, U-NII-1, 1 GHz to 18 GHz, Low Channel, ANT H

No.	Frequency (MHz)	Results (dBuV/m)	Factor (dB)	Limit (dBuV/m)	Margin (dB)	Detector	Table (Degree)	Height (cm)	Antenna	Verdict
1	1457.000	38.06	-17.08	74.0	35.94	Peak	158.00	200	Horizontal	Pass
1**	1457.000	28.22	-17.08	54.0	25.78	AV	158.00	200	Horizontal	Pass
2	4398.750	48.36	-4.86	74.0	25.64	Peak	122.00	400	Horizontal	Pass
2**	4398.750	37.96	-4.86	54.0	16.04	AV	122.00	400	Horizontal	Pass
3	5180.500	102.66	-2.44	--	--	Peak	39.00	150	Horizontal	N/A
3**	5180.500	95.19	-2.44	--	--	AV	39.00	150	Horizontal	N/A
4	7358.500	54.00	0.90	74.0	20.00	Peak	19.00	300	Horizontal	Pass
4**	7358.500	43.88	0.90	54.0	10.12	AV	19.00	300	Horizontal	Pass
5	11798.575	52.86	-0.15	74.0	21.14	Peak	360.00	150	Horizontal	Pass
5**	11798.575	43.44	-0.15	54.0	10.56	AV	360.00	150	Horizontal	Pass
6	16146.487	54.86	2.12	74.0	19.14	Peak	251.00	100	Horizontal	Pass
6**	16146.487	45.51	2.12	54.0	8.49	AV	251.00	100	Horizontal	Pass

11n20, U-NII-1, 1 GHz to 18 GHz, Low Channel, ANT V

No.	Frequency (MHz)	Results (dBuV/m)	Factor (dB)	Limit (dBuV/m)	Margin (dB)	Detector	Table (Degree)	Height (cm)	Antenna	Verdict
1	1613.300	38.18	-16.72	74.0	35.82	Peak	261.00	100	Vertical	Pass
1**	1613.300	29.92	-16.72	54.0	24.08	AV	261.00	100	Vertical	Pass
2	4294.500	47.18	-4.72	74.0	26.82	Peak	161.00	400	Vertical	Pass
2**	4294.500	38.22	-4.72	54.0	15.78	AV	161.00	400	Vertical	Pass
3	5177.500	95.72	-2.48	--	--	Peak	283.00	100	Vertical	N/A
3**	5177.500	87.94	-2.48	--	--	AV	283.00	100	Vertical	N/A
4	7722.000	53.13	1.11	74.0	20.87	Peak	360.00	100	Vertical	Pass
4**	7722.000	44.94	1.11	54.0	9.06	AV	360.00	100	Vertical	Pass
5	12270.012	52.08	0.88	74.0	21.92	Peak	296.00	150	Vertical	Pass
5**	12270.012	43.70	0.88	54.0	10.30	AV	296.00	150	Vertical	Pass
6	16144.912	54.79	2.11	74.0	19.21	Peak	298.00	100	Vertical	Pass
6**	16144.912	45.13	2.11	54.0	8.87	AV	298.00	100	Vertical	Pass

11n20, U-NII-1, 1 GHz to 18 GHz, Middle Channel, ANT H

No.	Frequency (MHz)	Results (dBuV/m)	Factor (dB)	Limit (dBuV/m)	Margin (dB)	Detector	Table (Degree)	Height (cm)	Antenna	Verdict
1	1479.800	38.25	-17.00	74.0	35.75	Peak	247.00	400	Horizontal	Pass
1**	1479.800	28.62	-17.00	54.0	25.38	AV	247.00	400	Horizontal	Pass
2	4150.500	47.42	-5.35	74.0	26.58	Peak	20.00	300	Horizontal	Pass
2**	4150.500	38.34	-5.35	54.0	15.66	AV	20.00	300	Horizontal	Pass
3	5221.500	103.36	-3.10	--	--	Peak	40.00	150	Horizontal	N/A
3**	5221.500	95.91	-3.10	--	--	AV	40.00	150	Horizontal	N/A
4	7708.250	53.34	1.90	74.0	20.66	Peak	344.00	100	Horizontal	Pass
4**	7708.250	45.42	1.90	54.0	8.58	AV	344.00	100	Horizontal	Pass
5	11805.938	52.62	-0.21	74.0	21.38	Peak	235.00	150	Horizontal	Pass
5**	11805.938	43.12	-0.21	54.0	10.88	AV	235.00	150	Horizontal	Pass
6	16111.313	54.47	1.84	74.0	19.53	Peak	118.00	100	Horizontal	Pass
6**	16111.313	45.37	1.84	54.0	8.63	AV	118.00	100	Horizontal	Pass

11n20, U-NII-1, 1 GHz to 18 GHz, Middle Channel, ANT V

No.	Frequency (MHz)	Results (dBuV/m)	Factor (dB)	Limit (dBuV/m)	Margin (dB)	Detector	Table (Degree)	Height (cm)	Antenna	Verdict
1	1525.900	37.93	-17.12	74.0	36.07	Peak	360.00	100	Vertical	Pass
1**	1525.900	28.62	-17.12	54.0	25.38	AV	360.00	100	Vertical	Pass
2	4257.250	46.90	-4.22	74.0	27.10	Peak	242.00	100	Vertical	Pass
2**	4257.250	38.37	-4.22	54.0	15.63	AV	242.00	100	Vertical	Pass
3	5220.750	95.09	-2.93	--	--	Peak	281.00	100	Vertical	N/A
3**	5220.750	87.38	-2.93	--	--	AV	281.00	100	Vertical	N/A
4	7722.500	53.52	1.17	74.0	20.48	Peak	302.00	100	Vertical	Pass
4**	7722.500	44.01	1.17	54.0	9.99	AV	302.00	100	Vertical	Pass
5	11762.237	53.15	-0.18	74.0	20.85	Peak	299.00	200	Vertical	Pass
5**	11762.237	43.34	-0.18	54.0	10.66	AV	299.00	200	Vertical	Pass
6	16091.888	55.00	1.64	74.0	19.00	Peak	149.00	300	Vertical	Pass
6**	16091.888	45.47	1.64	54.0	8.53	AV	149.00	300	Vertical	Pass

11n20, U-NII-1, 1 GHz to 18 GHz, High Channel, ANT H

No.	Frequency (MHz)	Results (dBuV/m)	Factor (dB)	Limit (dBuV/m)	Margin (dB)	Detector	Table (Degree)	Height (cm)	Antenna	Verdict
1	1463.400	38.59	-17.14	74.0	35.41	Peak	74.00	300	Horizontal	Pass
1**	1463.400	28.38	-17.14	54.0	25.62	AV	74.00	300	Horizontal	Pass
2	4322.750	46.92	-4.95	74.0	27.08	Peak	283.00	300	Horizontal	Pass
2**	4322.750	38.21	-4.95	54.0	15.79	AV	283.00	300	Horizontal	Pass
3	5238.750	102.70	-2.91	--	--	Peak	38.00	200	Horizontal	N/A
3**	5238.750	97.90	-2.91	--	--	AV	38.00	200	Horizontal	N/A
4	7420.250	54.07	1.47	74.0	19.93	Peak	264.00	100	Horizontal	Pass
4**	7420.250	44.64	1.47	54.0	9.36	AV	264.00	100	Horizontal	Pass
5	12267.638	52.79	0.91	74.0	21.21	Peak	31.00	150	Horizontal	Pass
5**	12267.638	43.94	0.91	54.0	10.06	AV	31.00	150	Horizontal	Pass
6	16072.988	54.45	1.39	74.0	19.55	Peak	266.00	400	Horizontal	Pass
6**	16072.988	45.53	1.39	54.0	8.47	AV	266.00	400	Horizontal	Pass

11n20, U-NII-1, 1 GHz to 18 GHz, High Channel, ANT V

No.	Frequency (MHz)	Results (dBuV/m)	Factor (dB)	Limit (dBuV/m)	Margin (dB)	Detector	Table (Degree)	Height (cm)	Antenna	Verdict
1	1594.100	38.12	-16.90	74.0	35.88	Peak	332.00	100	Vertical	Pass
1**	1594.100	29.35	-16.90	54.0	24.65	AV	332.00	100	Vertical	Pass
2	4294.500	46.87	-4.72	74.0	27.13	Peak	18.00	200	Vertical	Pass
2**	4294.500	38.71	-4.72	54.0	15.29	AV	18.00	200	Vertical	Pass
3	5237.000	95.30	-2.85	--	--	Peak	305.00	100	Vertical	N/A
3**	5237.000	87.53	-2.85	--	--	AV	305.00	100	Vertical	N/A
4	7712.750	54.04	1.76	74.0	19.96	Peak	60.00	300	Vertical	Pass
4**	7712.750	44.88	1.76	54.0	9.12	AV	60.00	300	Vertical	Pass
5	11772.450	52.70	-0.17	74.0	21.30	Peak	98.00	200	Vertical	Pass
5**	11772.450	43.43	-0.17	54.0	10.57	AV	98.00	200	Vertical	Pass
6	16135.987	55.70	2.04	74.0	18.30	Peak	123.00	100	Vertical	Pass
6**	16135.987	45.84	2.04	54.0	8.16	AV	123.00	100	Vertical	Pass

11n40, U-NII-1, 1 GHz to 18 GHz, Low Channel, ANT H

No.	Frequency (MHz)	Results (dBuV/m)	Factor (dB)	Limit (dBuV/m)	Margin (dB)	Detector	Table (Degree)	Height (cm)	Antenna	Verdict
1	1454.700	38.70	-17.02	74.0	35.30	Peak	96.00	200	Horizontal	Pass
1**	1454.700	28.15	-17.02	54.0	25.85	AV	96.00	200	Horizontal	Pass
2	4259.750	47.38	-4.42	74.0	26.62	Peak	223.00	300	Horizontal	Pass
2**	4259.750	39.16	-4.42	54.0	14.84	AV	223.00	300	Horizontal	Pass
3	5193.000	99.15	-2.64	--	--	Peak	40.00	150	Horizontal	N/A
3**	5193.000	91.88	-2.64	--	--	AV	40.00	150	Horizontal	N/A
4	7713.750	53.54	1.83	74.0	20.46	Peak	325.00	200	Horizontal	Pass
4**	7713.750	44.64	1.83	54.0	9.36	AV	325.00	200	Horizontal	Pass
5	11800.001	52.73	-0.15	74.0	21.27	Peak	205.00	150	Horizontal	Pass
5**	11800.001	43.44	-0.15	54.0	10.56	AV	205.00	150	Horizontal	Pass
6	15895.800	55.36	1.99	74.0	18.64	Peak	36.00	400	Horizontal	Pass
6**	15895.800	45.72	1.99	54.0	8.28	AV	36.00	400	Horizontal	Pass

11n40, U-NII-1, 1 GHz to 18 GHz, Low Channel, ANT V

No.	Frequency (MHz)	Results (dBuV/m)	Factor (dB)	Limit (dBuV/m)	Margin (dB)	Detector	Table (Degree)	Height (cm)	Antenna	Verdict
1	1535.700	38.42	-17.02	74.0	35.58	Peak	242.00	200	Vertical	Pass
1**	1535.700	28.32	-17.02	54.0	25.68	AV	242.00	200	Vertical	Pass
2	4104.000	47.22	-5.67	74.0	26.78	Peak	305.00	400	Vertical	Pass
2**	4104.000	38.56	-5.67	54.0	15.44	AV	305.00	400	Vertical	Pass
3	5187.500	91.76	-2.55	--	--	Peak	285.00	100	Vertical	N/A
3**	5187.500	84.47	-2.55	--	--	AV	285.00	100	Vertical	N/A
4	7711.750	53.63	2.04	74.0	20.37	Peak	60.00	400	Vertical	Pass
4**	7711.750	45.05	2.04	54.0	8.95	AV	60.00	400	Vertical	Pass
5	12424.863	52.95	1.07	74.0	21.05	Peak	47.00	200	Vertical	Pass
5**	12424.863	42.20	1.07	54.0	11.80	AV	47.00	200	Vertical	Pass
6	16141.763	54.71	2.09	74.0	19.29	Peak	152.00	400	Vertical	Pass
6**	16141.763	45.69	2.09	54.0	8.31	AV	152.00	400	Vertical	Pass

11n40, U-NII-1, 1 GHz to 18 GHz, High Channel, ANT H

No.	Frequency (MHz)	Results (dBuV/m)	Factor (dB)	Limit (dBuV/m)	Margin (dB)	Detector	Table (Degree)	Height (cm)	Antenna	Verdict
1	1618.800	38.67	-16.94	74.0	35.33	Peak	57.00	200	Horizontal	Pass
1**	1618.800	28.89	-16.94	54.0	25.11	AV	57.00	200	Horizontal	Pass
2	4387.000	46.78	-4.61	74.0	27.22	Peak	120.00	100	Horizontal	Pass
2**	4387.000	38.02	-4.61	54.0	15.98	AV	120.00	100	Horizontal	Pass
3	5231.750	99.63	-3.11	--	--	Peak	40.00	100	Horizontal	N/A
3**	5231.750	91.33	-3.11	--	--	AV	40.00	100	Horizontal	N/A
4	7398.750	53.33	0.17	74.0	20.67	Peak	360.00	200	Horizontal	Pass
4**	7398.750	43.42	0.17	54.0	10.58	AV	360.00	200	Horizontal	Pass
5	11252.088	52.50	-0.70	74.0	21.50	Peak	288.00	200	Horizontal	Pass
5**	11252.088	42.41	-0.70	54.0	11.59	AV	288.00	200	Horizontal	Pass
6	15918.113	54.39	1.71	74.0	19.61	Peak	8.00	300	Horizontal	Pass
6**	15918.113	44.81	1.71	54.0	9.19	AV	8.00	300	Horizontal	Pass

11n40, U-NII-1, 1 GHz to 18 GHz, High Channel, ANT V

No.	Frequency (MHz)	Results (dBuV/m)	Factor (dB)	Limit (dBuV/m)	Margin (dB)	Detector	Table (Degree)	Height (cm)	Antenna	Verdict
1	1535.400	38.79	-17.21	74.0	35.21	Peak	178.00	200	Vertical	Pass
1**	1535.400	29.29	-17.21	54.0	24.71	AV	178.00	200	Vertical	Pass
2	4286.500	47.32	-4.62	74.0	26.68	Peak	283.00	200	Vertical	Pass
2**	4286.500	38.59	-4.62	54.0	15.41	AV	283.00	200	Vertical	Pass
3	5234.000	91.37	-3.00	--	--	Peak	303.00	100	Vertical	N/A
3**	5234.000	83.87	-3.00	--	--	AV	303.00	100	Vertical	N/A
4	7686.000	53.98	1.48	74.0	20.02	Peak	18.00	400	Vertical	Pass
4**	7686.000	45.07	1.48	54.0	8.93	AV	18.00	400	Vertical	Pass
5	12308.725	52.46	0.61	74.0	21.54	Peak	77.00	200	Vertical	Pass
5**	12308.725	42.47	0.61	54.0	11.53	AV	77.00	200	Vertical	Pass
6	16065.901	54.87	1.30	74.0	19.13	Peak	264.00	400	Vertical	Pass
6**	16065.901	45.00	1.30	54.0	9.00	AV	264.00	400	Vertical	Pass

11ac20, U-NII-1, 1 GHz to 18 GHz, Low Channel, ANT H

No.	Frequency (MHz)	Results (dBuV/m)	Factor (dB)	Limit (dBuV/m)	Margin (dB)	Detector	Table (Degree)	Height (cm)	Antenna	Verdict
1	1441.500	38.82	-16.90	74.0	35.18	Peak	279.00	100	Horizontal	Pass
1**	1441.500	29.14	-16.90	54.0	24.86	AV	279.00	100	Horizontal	Pass
2	4275.750	46.86	-5.03	74.0	27.14	Peak	360.00	100	Horizontal	Pass
2**	4275.750	37.68	-5.03	54.0	16.32	AV	360.00	100	Horizontal	Pass
3	5181.250	103.37	-2.31	--	--	Peak	37.00	150	Horizontal	N/A
3**	5181.250	96.50	-2.31	--	--	AV	37.00	150	Horizontal	N/A
4	7679.500	53.56	0.79	74.0	20.44	Peak	202.00	400	Horizontal	Pass
4**	7679.500	44.11	0.79	54.0	9.89	AV	202.00	400	Horizontal	Pass
5	12321.313	52.85	0.68	74.0	21.15	Peak	92.00	100	Horizontal	Pass
5**	12321.313	42.73	0.68	54.0	11.27	AV	92.00	100	Horizontal	Pass
6	16142.812	54.75	2.09	74.0	19.25	Peak	360.00	200	Horizontal	Pass
6**	16142.812	44.79	2.09	54.0	9.21	AV	360.00	200	Horizontal	Pass

11ac20, U-NII-1, 1 GHz to 18 GHz, Low Channel, ANT V

No.	Frequency (MHz)	Results (dBuV/m)	Factor (dB)	Limit (dBuV/m)	Margin (dB)	Detector	Table (Degree)	Height (cm)	Antenna	Verdict
1	1456.300	38.38	-17.01	74.0	35.62	Peak	360.00	100	Vertical	Pass
1**	1456.300	28.63	-17.01	54.0	25.37	AV	360.00	100	Vertical	Pass
2	4369.750	46.88	-5.04	74.0	27.12	Peak	242.00	400	Vertical	Pass
2**	4369.750	37.99	-5.04	54.0	16.01	AV	242.00	400	Vertical	Pass
3	5180.500	95.04	-2.44	--	--	Peak	303.00	200	Vertical	N/A
3**	5180.500	87.30	-2.44	--	--	AV	303.00	200	Vertical	N/A
4	7487.000	53.35	1.36	74.0	20.65	Peak	222.00	100	Vertical	Pass
4**	7487.000	44.36	1.36	54.0	9.64	AV	222.00	100	Vertical	Pass
5	11795.250	52.79	-0.15	74.0	21.21	Peak	305.00	100	Vertical	Pass
5**	11795.250	43.63	-0.15	54.0	10.37	AV	305.00	100	Vertical	Pass
6	16106.588	54.47	1.80	74.0	19.53	Peak	195.00	400	Vertical	Pass
6**	16106.588	45.51	1.80	54.0	8.49	AV	195.00	400	Vertical	Pass

11ac20, U-NII-1, 1 GHz to 18 GHz, Middle Channel, ANT H

No.	Frequency (MHz)	Results (dBuV/m)	Factor (dB)	Limit (dBuV/m)	Margin (dB)	Detector	Table (Degree)	Height (cm)	Antenna	Verdict
1	1441.600	38.83	-16.94	74.0	35.17	Peak	336.00	400	Horizontal	Pass
1**	1441.600	29.44	-16.94	54.0	24.56	AV	336.00	400	Horizontal	Pass
2	4366.250	46.81	-5.03	74.0	27.19	Peak	100.00	300	Horizontal	Pass
2**	4366.250	37.51	-5.03	54.0	16.49	AV	100.00	300	Horizontal	Pass
3	5221.500	103.23	-3.10	--	--	Peak	40.00	150	Horizontal	N/A
3**	5221.500	96.00	-3.10	--	--	AV	40.00	150	Horizontal	N/A
4	7420.250	53.88	1.47	74.0	20.12	Peak	0.00	400	Horizontal	Pass
4**	7420.250	44.86	1.47	54.0	9.14	AV	0.00	400	Horizontal	Pass
5	11802.613	52.54	-0.18	74.0	21.46	Peak	132.00	150	Horizontal	Pass
5**	11802.613	43.01	-0.18	54.0	10.99	AV	132.00	150	Horizontal	Pass
6	16103.175	54.81	1.78	74.0	19.19	Peak	52.00	100	Horizontal	Pass
6**	16103.175	45.38	1.78	54.0	8.62	AV	52.00	100	Horizontal	Pass

11ac20, U-NII-1, 1 GHz to 18 GHz, Middle Channel, ANT V

No.	Frequency (MHz)	Results (dBuV/m)	Factor (dB)	Limit (dBuV/m)	Margin (dB)	Detector	Table (Degree)	Height (cm)	Antenna	Verdict
1	1590.500	38.46	-17.04	74.0	35.54	Peak	37.00	400	Vertical	Pass
1**	1590.500	28.67	-17.04	54.0	25.33	AV	37.00	400	Vertical	Pass
2	4254.000	48.06	-4.29	74.0	25.94	Peak	18.00	400	Vertical	Pass
2**	4254.000	37.67	-4.29	54.0	16.33	AV	18.00	400	Vertical	Pass
3	5221.250	95.56	-3.07	--	--	Peak	283.00	100	Vertical	N/A
3**	5221.250	88.12	-3.07	--	--	AV	283.00	100	Vertical	N/A
4	7359.750	53.62	0.94	74.0	20.38	Peak	263.00	400	Vertical	Pass
4**	7359.750	44.27	0.94	54.0	9.73	AV	263.00	400	Vertical	Pass
5	11798.813	52.37	-0.15	74.0	21.63	Peak	280.00	200	Vertical	Pass
5**	11798.813	43.59	-0.15	54.0	10.41	AV	280.00	200	Vertical	Pass
6	16115.512	54.00	1.88	74.0	20.00	Peak	111.00	300	Vertical	Pass
6**	16115.512	45.10	1.88	54.0	8.90	AV	111.00	300	Vertical	Pass

11ac20, U-NII-1, 1 GHz to 18 GHz, High Channel, ANT H

No.	Frequency (MHz)	Results (dBuV/m)	Factor (dB)	Limit (dBuV/m)	Margin (dB)	Detector	Table (Degree)	Height (cm)	Antenna	Verdict
1	1499.700	38.16	-16.98	74.0	35.84	Peak	360.00	100	Horizontal	Pass
1**	1499.700	28.94	-16.98	54.0	25.06	AV	360.00	100	Horizontal	Pass
2	4376.500	47.27	-5.30	74.0	26.73	Peak	183.00	400	Horizontal	Pass
2**	4376.500	37.46	-5.30	54.0	16.54	AV	183.00	400	Horizontal	Pass
3	5241.250	103.41	-3.17	--	--	Peak	40.00	100	Horizontal	N/A
3**	5241.250	96.00	-3.17	--	--	AV	40.00	100	Horizontal	N/A
4	7687.500	53.93	1.11	74.0	20.07	Peak	265.00	400	Horizontal	Pass
4**	7687.500	44.44	1.11	54.0	9.56	AV	265.00	400	Horizontal	Pass
5	11771.263	52.49	-0.17	74.0	21.51	Peak	128.00	100	Horizontal	Pass
5**	11771.263	43.07	-0.17	54.0	10.93	AV	128.00	100	Horizontal	Pass
6	16101.862	54.33	1.77	74.0	19.67	Peak	52.00	200	Horizontal	Pass
6**	16101.862	45.52	1.77	54.0	8.48	AV	52.00	200	Horizontal	Pass

11ac20, U-NII-1, 1 GHz to 18 GHz, High Channel, ANT V

No.	Frequency (MHz)	Results (dBuV/m)	Factor (dB)	Limit (dBuV/m)	Margin (dB)	Detector	Table (Degree)	Height (cm)	Antenna	Verdict
1	1617.900	38.13	-16.93	74.0	35.87	Peak	156.00	300	Vertical	Pass
1**	1617.900	29.23	-16.93	54.0	24.77	AV	156.00	300	Vertical	Pass
2	4394.500	47.79	-4.73	74.0	26.21	Peak	60.00	300	Vertical	Pass
2**	4394.500	38.39	-4.73	54.0	15.61	AV	60.00	300	Vertical	Pass
3	5234.250	94.87	-2.83	--	--	Peak	303.00	100	Vertical	N/A
3**	5234.250	86.78	-2.83	--	--	AV	303.00	100	Vertical	N/A
4	7422.250	54.33	1.22	74.0	19.67	Peak	122.00	300	Vertical	Pass
4**	7422.250	44.42	1.22	54.0	9.58	AV	122.00	300	Vertical	Pass
5	12375.937	52.69	0.98	74.0	21.31	Peak	191.00	200	Vertical	Pass
5**	12375.937	43.34	0.98	54.0	10.66	AV	191.00	200	Vertical	Pass
6	16121.550	54.72	1.92	74.0	19.28	Peak	256.00	100	Vertical	Pass
6**	16121.550	45.87	1.92	54.0	8.13	AV	256.00	100	Vertical	Pass

11ac40, U-NII-1, 1 GHz to 18 GHz, Low Channel, ANT H

No.	Frequency (MHz)	Results (dBuV/m)	Factor (dB)	Limit (dBuV/m)	Margin (dB)	Detector	Table (Degree)	Height (cm)	Antenna	Verdict
1	1502.100	37.92	-17.13	74.0	36.08	Peak	93.00	300	Horizontal	Pass
1**	1502.100	28.84	-17.13	54.0	25.16	AV	93.00	300	Horizontal	Pass
2	4399.750	47.38	-4.73	74.0	26.62	Peak	18.00	100	Horizontal	Pass
2**	4399.750	37.98	-4.73	54.0	16.02	AV	18.00	100	Horizontal	Pass
3	5195.000	99.27	-2.75	--	--	Peak	36.00	200	Horizontal	N/A
3**	5195.000	90.94	-2.75	--	--	AV	36.00	200	Horizontal	N/A
4	7710.750	54.07	1.87	74.0	19.93	Peak	200.00	400	Horizontal	Pass
4**	7710.750	45.49	1.87	54.0	8.51	AV	200.00	400	Horizontal	Pass
5	11798.813	52.64	-0.15	74.0	21.36	Peak	185.00	100	Horizontal	Pass
5**	11798.813	43.35	-0.15	54.0	10.65	AV	185.00	100	Horizontal	Pass
6	16037.812	54.58	1.13	74.0	19.42	Peak	19.00	200	Horizontal	Pass
6**	16037.812	44.42	1.13	54.0	9.58	AV	19.00	200	Horizontal	Pass

11ac40, U-NII-1, 1 GHz to 18 GHz, Low Channel, ANT V

No.	Frequency (MHz)	Results (dBuV/m)	Factor (dB)	Limit (dBuV/m)	Margin (dB)	Detector	Table (Degree)	Height (cm)	Antenna	Verdict
1	1592.900	38.55	-16.72	74.0	35.45	Peak	350.00	300	Vertical	Pass
1**	1592.900	29.39	-16.72	54.0	24.61	AV	350.00	300	Vertical	Pass
2	4255.250	47.91	-4.03	74.0	26.09	Peak	283.00	100	Vertical	Pass
2**	4255.250	37.74	-4.03	54.0	16.26	AV	283.00	100	Vertical	Pass
3	5193.500	91.72	-2.67	--	--	Peak	283.00	200	Vertical	N/A
3**	5193.500	83.12	-2.67	--	--	AV	283.00	200	Vertical	N/A
4	7714.500	54.38	1.63	74.0	19.62	Peak	0.00	300	Vertical	Pass
4**	7714.500	45.04	1.63	54.0	8.96	AV	0.00	300	Vertical	Pass
5	12488.988	52.49	1.35	74.0	21.51	Peak	259.00	150	Vertical	Pass
5**	12488.988	42.66	1.35	54.0	11.34	AV	259.00	150	Vertical	Pass
6	16123.388	54.58	1.94	74.0	19.42	Peak	140.00	300	Vertical	Pass
6**	16123.388	45.25	1.94	54.0	8.75	AV	140.00	300	Vertical	Pass

11ac40, U-NII-1, 1 GHz to 18 GHz, High Channel, ANT H

No.	Frequency (MHz)	Results (dBuV/m)	Factor (dB)	Limit (dBuV/m)	Margin (dB)	Detector	Table (Degree)	Height (cm)	Antenna	Verdict
1	1614.100	37.91	-16.79	74.0	36.09	Peak	9.00	400	Horizontal	Pass
1**	1614.100	29.12	-16.79	54.0	24.88	AV	9.00	400	Horizontal	Pass
2	4383.750	47.36	-5.18	74.0	26.64	Peak	360.00	200	Horizontal	Pass
2**	4383.750	38.24	-5.18	54.0	15.76	AV	360.00	200	Horizontal	Pass
3	5231.750	99.19	-3.11	--	--	Peak	40.00	200	Horizontal	N/A
3**	5231.750	91.34	-3.11	--	--	AV	40.00	200	Horizontal	N/A
4	7704.750	54.00	2.00	74.0	20.00	Peak	0.00	100	Horizontal	Pass
4**	7704.750	44.99	2.00	54.0	9.01	AV	0.00	100	Horizontal	Pass
5	11800.237	52.67	-0.15	74.0	21.33	Peak	60.00	150	Horizontal	Pass
5**	11800.237	43.41	-0.15	54.0	10.59	AV	60.00	150	Horizontal	Pass
6	16121.026	54.84	1.92	74.0	19.16	Peak	120.00	100	Horizontal	Pass
6**	16121.026	44.90	1.92	54.0	9.10	AV	120.00	100	Horizontal	Pass

11ac40, U-NII-1, 1 GHz to 18 GHz, High Channel, ANT V

No.	Frequency (MHz)	Results (dBuV/m)	Factor (dB)	Limit (dBuV/m)	Margin (dB)	Detector	Table (Degree)	Height (cm)	Antenna	Verdict
1	1512.700	38.41	-16.82	74.0	35.59	Peak	38.00	400	Vertical	Pass
1**	1512.700	28.68	-16.82	54.0	25.32	AV	38.00	400	Vertical	Pass
2	4390.000	47.03	-5.41	74.0	26.97	Peak	242.00	400	Vertical	Pass
2**	4390.000	37.48	-5.41	54.0	16.52	AV	242.00	400	Vertical	Pass
3	5234.750	91.35	-2.95	--	--	Peak	283.00	150	Vertical	N/A
3**	5234.750	83.64	-2.95	--	--	AV	283.00	150	Vertical	N/A
4	7707.250	53.68	1.56	74.0	20.32	Peak	0.00	200	Vertical	Pass
4**	7707.250	44.41	1.56	54.0	9.59	AV	0.00	200	Vertical	Pass
5	12249.825	53.08	1.10	74.0	20.92	Peak	237.00	200	Vertical	Pass
5**	12249.825	42.82	1.10	54.0	11.18	AV	237.00	200	Vertical	Pass
6	16106.849	54.74	1.81	74.0	19.26	Peak	186.00	400	Vertical	Pass
6**	16106.849	44.99	1.81	54.0	9.01	AV	186.00	400	Vertical	Pass

11ac80, U-NII-1, 1 GHz to 18 GHz, Middle Channel, ANT H

No.	Frequency (MHz)	Results (dBuV/m)	Factor (dB)	Limit (dBuV/m)	Margin (dB)	Detector	Table (Degree)	Height (cm)	Antenna	Verdict
1	1441.000	38.16	-16.63	74.0	35.84	Peak	360.00	200	Horizontal	Pass
1**	1441.000	29.30	-16.63	54.0	24.70	AV	360.00	200	Horizontal	Pass
2	4273.500	47.41	-4.74	74.0	26.59	Peak	305.00	400	Horizontal	Pass
2**	4273.500	38.05	-4.74	54.0	15.95	AV	305.00	400	Horizontal	Pass
3	5216.750	95.84	-2.92	--	--	Peak	43.00	100	Horizontal	N/A
3**	5216.750	87.96	-2.92	--	--	AV	43.00	100	Horizontal	N/A
4	7709.000	53.31	1.89	74.0	20.69	Peak	82.00	400	Horizontal	Pass
4**	7709.000	45.01	1.89	54.0	8.99	AV	82.00	400	Horizontal	Pass
5	11789.312	53.50	-0.16	74.0	20.50	Peak	140.00	100	Horizontal	Pass
5**	11789.312	44.11	-0.16	54.0	9.89	AV	140.00	100	Horizontal	Pass
6	16122.863	54.70	1.93	74.0	19.30	Peak	106.00	100	Horizontal	Pass
6**	16122.863	45.60	1.93	54.0	8.40	AV	106.00	100	Horizontal	Pass

11ac80, U-NII-1, 1 GHz to 18 GHz, Middle Channel, ANT V

No.	Frequency (MHz)	Results (dBuV/m)	Factor (dB)	Limit (dBuV/m)	Margin (dB)	Detector	Table (Degree)	Height (cm)	Antenna	Verdict
1	1489.300	38.35	-17.06	74.0	35.65	Peak	0.00	200	Vertical	Pass
1**	1489.300	29.07	-17.06	54.0	24.93	AV	0.00	200	Vertical	Pass
2	4279.500	46.98	-4.86	74.0	27.02	Peak	142.00	100	Vertical	Pass
2**	4279.500	37.68	-4.86	54.0	16.32	AV	142.00	100	Vertical	Pass
3	5207.750	87.39	-2.15	--	--	Peak	303.00	200	Vertical	N/A
3**	5207.750	79.68	-2.15	--	--	AV	303.00	200	Vertical	N/A
4	7689.000	53.46	1.21	74.0	20.54	Peak	142.00	200	Vertical	Pass
4**	7689.000	44.64	1.21	54.0	9.36	AV	142.00	200	Vertical	Pass
5	11800.475	52.83	-0.15	74.0	21.17	Peak	163.00	100	Vertical	Pass
5**	11800.475	44.15	-0.15	54.0	9.85	AV	163.00	100	Vertical	Pass
6	16134.674	55.31	2.03	74.0	18.69	Peak	91.00	100	Vertical	Pass
6**	16134.674	45.03	2.03	54.0	8.97	AV	91.00	100	Vertical	Pass

11a, U-NII-2A, 1 GHz to 18 GHz, Low Channel, ANT H

No.	Frequency (MHz)	Results (dBuV/m)	Factor (dB)	Limit (dBuV/m)	Margin (dB)	Detector	Table (Degree)	Height (cm)	Antenna	Verdict
1	1512.400	38.28	-16.38	74.0	35.72	Peak	341.00	400	Horizontal	Pass
1**	1512.400	29.53	-16.38	54.0	24.47	AV	341.00	400	Horizontal	Pass
2	4117.000	46.98	-5.62	74.0	27.02	Peak	0.00	400	Horizontal	Pass
2**	4117.000	36.82	-5.62	54.0	17.18	AV	0.00	400	Horizontal	Pass
3	5259.000	103.50	-2.95	--	--	Peak	39.00	150	Horizontal	N/A
3**	5259.000	96.18	-2.95	--	--	AV	39.00	150	Horizontal	N/A
4	7710.250	53.74	1.90	74.0	20.26	Peak	0.00	100	Horizontal	Pass
4**	7710.250	44.43	1.90	54.0	9.57	AV	0.00	100	Horizontal	Pass
5	11781.238	52.24	-0.16	74.0	21.76	Peak	0.00	100	Horizontal	Pass
5**	11781.238	43.07	-0.16	54.0	10.93	AV	0.00	100	Horizontal	Pass
6	15668.213	54.19	1.95	74.0	19.81	Peak	152.00	100	Horizontal	Pass
6**	15668.213	44.87	1.95	54.0	9.13	AV	152.00	100	Horizontal	Pass

11a, U-NII-2A, 1 GHz to 18 GHz, Low Channel, ANT V

No.	Frequency (MHz)	Results (dBuV/m)	Factor (dB)	Limit (dBuV/m)	Margin (dB)	Detector	Table (Degree)	Height (cm)	Antenna	Verdict
1	1601.700	38.63	-16.83	74.0	35.37	Peak	0.00	400	Vertical	Pass
1**	1601.700	29.74	-16.83	54.0	24.26	AV	0.00	400	Vertical	Pass
2	4374.750	46.94	-5.19	74.0	27.06	Peak	222.00	200	Vertical	Pass
2**	4374.750	37.69	-5.19	54.0	16.31	AV	222.00	200	Vertical	Pass
3	5257.500	94.68	-3.09	--	--	Peak	281.00	150	Vertical	N/A
3**	5257.500	87.42	-3.09	--	--	AV	281.00	150	Vertical	N/A
4	7420.250	53.77	1.47	74.0	20.23	Peak	181.00	200	Vertical	Pass
4**	7420.250	44.72	1.47	54.0	9.28	AV	181.00	200	Vertical	Pass
5	11807.838	52.77	-0.24	74.0	21.23	Peak	0.00	100	Vertical	Pass
5**	11807.838	43.26	-0.24	54.0	10.74	AV	0.00	100	Vertical	Pass
6	16096.612	55.33	1.71	74.0	18.67	Peak	360.00	100	Vertical	Pass
6**	16096.612	45.49	1.71	54.0	8.51	AV	360.00	100	Vertical	Pass

11a, U-NII-2A, 1 GHz to 18 GHz, Middle Channel, ANT H

No.	Frequency (MHz)	Results (dBuV/m)	Factor (dB)	Limit (dBuV/m)	Margin (dB)	Detector	Table (Degree)	Height (cm)	Antenna	Verdict
1	1505.200	38.36	-17.00	74.0	35.64	Peak	243.00	400	Horizontal	Pass
1**	1505.200	28.21	-17.00	54.0	25.79	AV	243.00	400	Horizontal	Pass
2	4284.750	46.85	-4.91	74.0	27.15	Peak	360.00	400	Horizontal	Pass
2**	4284.750	39.06	-4.91	54.0	14.94	AV	360.00	400	Horizontal	Pass
3	5298.750	103.86	-2.76	--	--	Peak	40.00	200	Horizontal	N/A
3**	5298.750	95.81	-2.76	--	--	AV	40.00	200	Horizontal	N/A
4	7705.000	53.98	2.03	74.0	20.02	Peak	263.00	100	Horizontal	Pass
4**	7705.000	44.95	2.03	54.0	9.05	AV	263.00	100	Horizontal	Pass
5	11803.325	52.31	-0.18	74.0	21.69	Peak	274.00	200	Horizontal	Pass
5**	11803.325	43.76	-0.18	54.0	10.24	AV	274.00	200	Horizontal	Pass
6	16120.237	54.94	1.91	74.0	19.06	Peak	134.00	400	Horizontal	Pass
6**	16120.237	44.97	1.91	54.0	9.03	AV	134.00	400	Horizontal	Pass

11a, U-NII-2A, 1 GHz to 18 GHz, Middle Channel, ANT V

No.	Frequency (MHz)	Results (dBuV/m)	Factor (dB)	Limit (dBuV/m)	Margin (dB)	Detector	Table (Degree)	Height (cm)	Antenna	Verdict
1	1603.700	38.44	-16.83	74.0	35.56	Peak	9.00	200	Vertical	Pass
1**	1603.700	30.45	-16.83	54.0	23.55	AV	9.00	200	Vertical	Pass
2	4300.500	47.24	-5.17	74.0	26.76	Peak	360.00	300	Vertical	Pass
2**	4300.500	37.41	-5.17	54.0	16.59	AV	360.00	300	Vertical	Pass
3	5298.750	93.84	-2.76	--	--	Peak	303.00	150	Vertical	N/A
3**	5298.750	85.73	-2.76	--	--	AV	303.00	150	Vertical	N/A
4	7710.250	53.47	1.90	74.0	20.53	Peak	120.00	300	Vertical	Pass
4**	7710.250	44.74	1.90	54.0	9.26	AV	120.00	300	Vertical	Pass
5	11732.787	52.55	-0.31	74.0	21.45	Peak	261.00	100	Vertical	Pass
5**	11732.787	42.90	-0.31	54.0	11.10	AV	261.00	100	Vertical	Pass
6	16122.863	54.59	1.93	74.0	19.41	Peak	319.00	100	Vertical	Pass
6**	16122.863	45.80	1.93	54.0	8.20	AV	319.00	100	Vertical	Pass

11a, U-NII-2A, 1 GHz to 18 GHz, High Channel, ANT H

No.	Frequency (MHz)	Results (dBuV/m)	Factor (dB)	Limit (dBuV/m)	Margin (dB)	Detector	Table (Degree)	Height (cm)	Antenna	Verdict
1	1484.300	38.47	-16.90	74.0	35.53	Peak	339.00	100	Horizontal	Pass
1**	1484.300	28.93	-16.90	54.0	25.07	AV	339.00	100	Horizontal	Pass
2	4356.750	47.03	-4.42	74.0	26.97	Peak	342.00	100	Horizontal	Pass
2**	4356.750	38.02	-4.42	54.0	15.98	AV	342.00	100	Horizontal	Pass
3	5317.000	102.62	-2.90	--	--	Peak	37.00	150	Horizontal	N/A
3**	5317.000	94.55	-2.90	--	--	AV	37.00	150	Horizontal	N/A
4	7665.750	53.39	0.71	74.0	20.61	Peak	302.00	200	Horizontal	Pass
4**	7665.750	44.51	0.71	54.0	9.49	AV	302.00	200	Horizontal	Pass
5	11700.963	52.71	-0.51	74.0	21.29	Peak	80.00	150	Horizontal	Pass
5**	11700.963	43.34	-0.51	54.0	10.66	AV	80.00	150	Horizontal	Pass
6	16119.187	54.69	1.90	74.0	19.31	Peak	0.00	200	Horizontal	Pass
6**	16119.187	45.66	1.90	54.0	8.34	AV	0.00	200	Horizontal	Pass

11a, U-NII-2A, 1 GHz to 18 GHz, High Channel, ANT V

No.	Frequency (MHz)	Results (dBuV/m)	Factor (dB)	Limit (dBuV/m)	Margin (dB)	Detector	Table (Degree)	Height (cm)	Antenna	Verdict
1	1523.600	38.50	-17.28	74.0	35.50	Peak	133.00	400	Vertical	Pass
1**	1523.600	28.63	-17.28	54.0	25.37	AV	133.00	400	Vertical	Pass
2	4256.250	47.78	-4.17	74.0	26.22	Peak	342.00	200	Vertical	Pass
2**	4256.250	37.64	-4.17	54.0	16.36	AV	342.00	200	Vertical	Pass
3	5321.750	94.88	-2.80	--	--	Peak	302.00	200	Vertical	N/A
3**	5321.750	87.76	-2.80	--	--	AV	302.00	200	Vertical	N/A
4	7436.750	54.25	0.78	74.0	19.75	Peak	222.00	100	Vertical	Pass
4**	7436.750	43.88	0.78	54.0	10.12	AV	222.00	100	Vertical	Pass
5	12256.474	52.56	1.03	74.0	21.44	Peak	0.00	100	Vertical	Pass
5**	12256.474	44.29	1.03	54.0	9.71	AV	0.00	100	Vertical	Pass
6	15901.838	54.33	2.00	74.0	19.67	Peak	115.00	300	Vertical	Pass
6**	15901.838	45.25	2.00	54.0	8.75	AV	115.00	300	Vertical	Pass

11n20, U-NII-2A, 1 GHz to 18 GHz, Low Channel, ANT H

No.	Frequency (MHz)	Results (dBuV/m)	Factor (dB)	Limit (dBuV/m)	Margin (dB)	Detector	Table (Degree)	Height (cm)	Antenna	Verdict
1	1522.400	38.18	-17.21	74.0	35.82	Peak	356.00	200	Horizontal	Pass
1**	1522.400	28.62	-17.21	54.0	25.38	AV	356.00	200	Horizontal	Pass
2	4084.250	47.54	-5.50	74.0	26.46	Peak	57.00	100	Horizontal	Pass
2**	4084.250	37.20	-5.50	54.0	16.80	AV	57.00	100	Horizontal	Pass
3	5260.500	102.44	-3.00	--	--	Peak	37.00	100	Horizontal	N/A
3**	5260.500	94.90	-3.00	--	--	AV	37.00	100	Horizontal	N/A
4	7711.500	53.96	1.98	74.0	20.04	Peak	360.00	300	Horizontal	Pass
4**	7711.500	44.94	1.98	54.0	9.06	AV	360.00	300	Horizontal	Pass
5	11809.500	52.90	-0.26	74.0	21.10	Peak	186.00	200	Horizontal	Pass
5**	11809.500	43.41	-0.26	54.0	10.59	AV	186.00	200	Horizontal	Pass
6	16141.237	54.58	2.08	74.0	19.42	Peak	88.00	300	Horizontal	Pass
6**	16141.237	45.76	2.08	54.0	8.24	AV	88.00	300	Horizontal	Pass

11n20, U-NII-2A, 1 GHz to 18 GHz, Low Channel, ANT V

No.	Frequency (MHz)	Results (dBuV/m)	Factor (dB)	Limit (dBuV/m)	Margin (dB)	Detector	Table (Degree)	Height (cm)	Antenna	Verdict
1	1604.300	38.83	-16.82	74.0	35.17	Peak	298.00	400	Vertical	Pass
1**	1604.300	29.30	-16.82	54.0	24.70	AV	298.00	400	Vertical	Pass
2	4345.500	47.46	-4.71	74.0	26.54	Peak	222.00	400	Vertical	Pass
2**	4345.500	37.96	-4.71	54.0	16.04	AV	222.00	400	Vertical	Pass
3	5258.750	94.47	-3.08	--	--	Peak	324.00	150	Vertical	N/A
3**	5258.750	87.08	-3.08	--	--	AV	324.00	150	Vertical	N/A
4	7713.000	53.26	1.75	74.0	20.74	Peak	181.00	200	Vertical	Pass
4**	7713.000	44.98	1.75	54.0	9.02	AV	181.00	200	Vertical	Pass
5	12247.451	52.99	1.07	74.0	21.01	Peak	261.00	100	Vertical	Pass
5**	12247.451	44.01	1.07	54.0	9.99	AV	261.00	100	Vertical	Pass
6	16117.088	54.33	1.89	74.0	19.67	Peak	217.00	200	Vertical	Pass
6**	16117.088	45.90	1.89	54.0	8.10	AV	217.00	200	Vertical	Pass

11n20, U-NII-2A, 1 GHz to 18 GHz, Middle Channel, ANT H

No.	Frequency (MHz)	Results (dBuV/m)	Factor (dB)	Limit (dBuV/m)	Margin (dB)	Detector	Table (Degree)	Height (cm)	Antenna	Verdict
1	1599.700	38.47	-16.88	74.0	35.53	Peak	0.00	100	Horizontal	Pass
1**	1599.700	29.02	-16.88	54.0	24.98	AV	0.00	100	Horizontal	Pass
2	4199.750	46.92	-5.63	74.0	27.08	Peak	0.00	200	Horizontal	Pass
2**	4199.750	37.38	-5.63	54.0	16.62	AV	0.00	200	Horizontal	Pass
3	5297.750	103.31	-2.79	--	--	Peak	40.00	100	Horizontal	N/A
3**	5297.750	96.12	-2.79	--	--	AV	40.00	100	Horizontal	N/A
4	7703.250	52.99	1.19	74.0	21.01	Peak	222.00	400	Horizontal	Pass
4**	7703.250	43.88	1.19	54.0	10.12	AV	222.00	400	Horizontal	Pass
5	11788.125	52.22	-0.16	74.0	21.78	Peak	89.00	150	Horizontal	Pass
5**	11788.125	43.13	-0.16	54.0	10.87	AV	89.00	150	Horizontal	Pass
6	15631.462	54.32	1.69	74.0	19.68	Peak	302.00	300	Horizontal	Pass
6**	15631.462	44.27	1.69	54.0	9.73	AV	302.00	300	Horizontal	Pass

11n20, U-NII-2A, 1 GHz to 18 GHz, Middle Channel, ANT V

No.	Frequency (MHz)	Results (dBuV/m)	Factor (dB)	Limit (dBuV/m)	Margin (dB)	Detector	Table (Degree)	Height (cm)	Antenna	Verdict
1	1575.000	38.38	-16.83	74.0	35.62	Peak	96.00	100	Vertical	Pass
1**	1575.000	28.63	-16.83	54.0	25.37	AV	96.00	100	Vertical	Pass
2	4262.000	47.35	-4.53	74.0	26.65	Peak	0.00	300	Vertical	Pass
2**	4262.000	37.66	-4.53	54.0	16.34	AV	0.00	300	Vertical	Pass
3	5298.500	93.76	-2.84	--	--	Peak	283.00	100	Vertical	N/A
3**	5298.500	85.42	-2.84	--	--	AV	283.00	100	Vertical	N/A
4	7712.750	53.54	1.76	74.0	20.46	Peak	118.00	400	Vertical	Pass
4**	7712.750	44.61	1.76	54.0	9.39	AV	118.00	400	Vertical	Pass
5	12203.037	52.18	0.45	74.0	21.82	Peak	201.00	150	Vertical	Pass
5**	12203.037	43.04	0.45	54.0	10.96	AV	201.00	150	Vertical	Pass
6	16091.099	54.29	1.63	74.0	19.71	Peak	162.00	400	Vertical	Pass
6**	16091.099	44.86	1.63	54.0	9.14	AV	162.00	400	Vertical	Pass

11n20, U-NII-2A, 1 GHz to 18 GHz, High Channel, ANT H

No.	Frequency (MHz)	Results (dBuV/m)	Factor (dB)	Limit (dBuV/m)	Margin (dB)	Detector	Table (Degree)	Height (cm)	Antenna	Verdict
1	1512.000	38.09	-16.53	74.0	35.91	Peak	258.00	100	Horizontal	Pass
1**	1512.000	29.18	-16.53	54.0	24.82	AV	258.00	100	Horizontal	Pass
2	4275.750	46.81	-5.03	74.0	27.19	Peak	241.00	100	Horizontal	Pass
2**	4275.750	37.77	-5.03	54.0	16.23	AV	241.00	100	Horizontal	Pass
3	5321.250	102.83	-2.95	--	--	Peak	40.00	150	Horizontal	N/A
3**	5321.250	95.91	-2.95	--	--	AV	40.00	150	Horizontal	N/A
4	7426.750	53.90	1.20	74.0	20.10	Peak	342.00	100	Horizontal	Pass
4**	7426.750	43.86	1.20	54.0	10.14	AV	342.00	100	Horizontal	Pass
5	11767.700	52.75	-0.18	74.0	21.25	Peak	360.00	200	Horizontal	Pass
5**	11767.700	43.51	-0.18	54.0	10.49	AV	360.00	200	Horizontal	Pass
6	15642.225	54.78	1.95	74.0	19.22	Peak	302.00	100	Horizontal	Pass
6**	15642.225	45.03	1.95	54.0	8.97	AV	302.00	100	Horizontal	Pass

11n20, U-NII-2A, 1 GHz to 18 GHz, High Channel, ANT V

No.	Frequency (MHz)	Results (dBuV/m)	Factor (dB)	Limit (dBuV/m)	Margin (dB)	Detector	Table (Degree)	Height (cm)	Antenna	Verdict
1	1619.900	38.66	-16.86	74.0	35.34	Peak	174.00	100	Vertical	Pass
1**	1619.900	29.26	-16.86	54.0	24.74	AV	174.00	100	Vertical	Pass
2	4336.750	47.66	-4.63	74.0	26.34	Peak	201.00	300	Vertical	Pass
2**	4336.750	38.13	-4.63	54.0	15.87	AV	201.00	300	Vertical	Pass
3	5321.500	95.53	-2.68	--	--	Peak	303.00	100	Vertical	N/A
3**	5321.500	87.45	-2.68	--	--	AV	303.00	100	Vertical	N/A
4	7711.000	54.02	1.81	74.0	19.98	Peak	263.00	100	Vertical	Pass
4**	7711.000	44.67	1.81	54.0	9.33	AV	263.00	100	Vertical	Pass
5	12270.250	52.33	0.88	74.0	21.67	Peak	108.00	200	Vertical	Pass
5**	12270.250	42.79	0.88	54.0	11.21	AV	108.00	200	Vertical	Pass
6	15951.974	54.62	1.16	74.0	19.38	Peak	0.00	400	Vertical	Pass
6**	15951.974	44.34	1.16	54.0	9.66	AV	0.00	400	Vertical	Pass

11n40, U-NII-2A, 1 GHz to 18 GHz, Low Channel, ANT H

No.	Frequency (MHz)	Results (dBuV/m)	Factor (dB)	Limit (dBuV/m)	Margin (dB)	Detector	Table (Degree)	Height (cm)	Antenna	Verdict
1	1495.900	38.31	-17.01	74.0	35.69	Peak	11.00	100	Horizontal	Pass
1**	1495.900	28.69	-17.01	54.0	25.31	AV	11.00	100	Horizontal	Pass
2	3998.250	47.11	-6.02	74.0	26.89	Peak	139.00	200	Horizontal	Pass
2**	3998.250	37.67	-6.02	54.0	16.33	AV	139.00	200	Horizontal	Pass
3	5274.500	100.78	-2.59	--	--	Peak	37.00	100	Horizontal	N/A
3**	5274.500	92.55	-2.59	--	--	AV	37.00	100	Horizontal	N/A
4	7710.000	54.04	1.69	74.0	19.96	Peak	342.00	200	Horizontal	Pass
4**	7710.000	44.82	1.69	54.0	9.18	AV	342.00	200	Horizontal	Pass
5	12225.838	52.47	0.77	74.0	21.53	Peak	213.00	200	Horizontal	Pass
5**	12225.838	43.71	0.77	54.0	10.29	AV	213.00	200	Horizontal	Pass
6	16190.063	54.23	1.88	74.0	19.77	Peak	120.00	100	Horizontal	Pass
6**	16190.063	45.07	1.88	54.0	8.93	AV	120.00	100	Horizontal	Pass

11n40, U-NII-2A, 1 GHz to 18 GHz, Low Channel, ANT V

No.	Frequency (MHz)	Results (dBuV/m)	Factor (dB)	Limit (dBuV/m)	Margin (dB)	Detector	Table (Degree)	Height (cm)	Antenna	Verdict
1	1455.000	38.13	-17.24	74.0	35.87	Peak	360.00	100	Vertical	Pass
1**	1455.000	29.66	-17.24	54.0	24.34	AV	360.00	100	Vertical	Pass
2	4246.750	47.22	-4.40	74.0	26.78	Peak	360.00	400	Vertical	Pass
2**	4246.750	38.29	-4.40	54.0	15.71	AV	360.00	400	Vertical	Pass
3	5267.250	92.11	-3.05	--	--	Peak	280.00	150	Vertical	N/A
3**	5267.250	84.43	-3.05	--	--	AV	280.00	150	Vertical	N/A
4	7703.250	53.19	1.19	74.0	20.81	Peak	300.00	100	Vertical	Pass
4**	7703.250	44.17	1.19	54.0	9.83	AV	300.00	100	Vertical	Pass
5	11773.400	53.04	-0.17	74.0	20.96	Peak	285.00	150	Vertical	Pass
5**	11773.400	43.05	-0.17	54.0	10.95	AV	285.00	150	Vertical	Pass
6	15925.724	54.96	1.58	74.0	19.04	Peak	308.00	300	Vertical	Pass
6**	15925.724	44.97	1.58	54.0	9.03	AV	308.00	300	Vertical	Pass

11n40, U-NII-2A, 1 GHz to 18 GHz, High Channel, ANT H

No.	Frequency (MHz)	Results (dBuV/m)	Factor (dB)	Limit (dBuV/m)	Margin (dB)	Detector	Table (Degree)	Height (cm)	Antenna	Verdict
1	1531.600	38.49	-16.82	74.0	35.51	Peak	322.00	200	Horizontal	Pass
1**	1531.600	29.26	-16.82	54.0	24.74	AV	322.00	200	Horizontal	Pass
2	4286.500	47.57	-4.62	74.0	26.43	Peak	99.00	200	Horizontal	Pass
2**	4286.500	37.79	-4.62	54.0	16.21	AV	99.00	200	Horizontal	Pass
3	5313.250	101.32	-3.32	--	--	Peak	38.00	150	Horizontal	N/A
3**	5313.250	92.44	-3.32	--	--	AV	38.00	150	Horizontal	N/A
4	7709.500	53.83	1.88	74.0	20.17	Peak	181.00	200	Horizontal	Pass
4**	7709.500	45.19	1.88	54.0	8.81	AV	181.00	200	Horizontal	Pass
5	11803.325	53.98	-0.18	74.0	20.02	Peak	45.00	150	Horizontal	Pass
5**	11803.325	44.19	-0.18	54.0	9.81	AV	45.00	150	Horizontal	Pass
6	16143.337	54.40	2.10	74.0	19.60	Peak	213.00	100	Horizontal	Pass
6**	16143.337	45.33	2.10	54.0	8.67	AV	213.00	100	Horizontal	Pass

11n40, U-NII-2A, 1 GHz to 18 GHz, High Channel, ANT V

No.	Frequency (MHz)	Results (dBuV/m)	Factor (dB)	Limit (dBuV/m)	Margin (dB)	Detector	Table (Degree)	Height (cm)	Antenna	Verdict
1	1452.400	38.65	-16.88	74.0	35.35	Peak	306.00	400	Vertical	Pass
1**	1452.400	28.43	-16.88	54.0	25.57	AV	306.00	400	Vertical	Pass
2	4286.750	46.67	-4.57	74.0	27.33	Peak	99.00	200	Vertical	Pass
2**	4286.750	39.00	-4.57	54.0	15.00	AV	99.00	200	Vertical	Pass
3	5306.000	92.67	-2.75	--	--	Peak	302.00	100	Vertical	N/A
3**	5306.000	84.58	-2.75	--	--	AV	302.00	100	Vertical	N/A
4	7689.000	53.65	1.21	74.0	20.35	Peak	200.00	100	Vertical	Pass
4**	7689.000	44.78	1.21	54.0	9.22	AV	200.00	100	Vertical	Pass
5	11504.550	52.78	-0.65	74.0	21.22	Peak	349.00	100	Vertical	Pass
5**	11504.550	42.38	-0.65	54.0	11.62	AV	349.00	100	Vertical	Pass
6	15655.088	54.49	2.09	74.0	19.51	Peak	339.00	100	Vertical	Pass
6**	15655.088	44.47	2.09	54.0	9.53	AV	339.00	100	Vertical	Pass

11ac20, U-NII-2A, 1 GHz to 18 GHz, Low Channel, ANT H

No.	Frequency (MHz)	Results (dBuV/m)	Factor (dB)	Limit (dBuV/m)	Margin (dB)	Detector	Table (Degree)	Height (cm)	Antenna	Verdict
1	1609.700	38.29	-17.04	74.0	35.71	Peak	161.00	300	Horizontal	Pass
1**	1609.700	28.39	-17.04	54.0	25.61	AV	161.00	300	Horizontal	Pass
2	4386.500	47.27	-5.39	74.0	26.73	Peak	322.00	200	Horizontal	Pass
2**	4386.500	37.73	-5.39	54.0	16.27	AV	322.00	200	Horizontal	Pass
3	5257.500	103.20	-3.09	--	--	Peak	37.00	200	Horizontal	N/A
3**	5257.500	94.74	-3.09	--	--	AV	37.00	200	Horizontal	N/A
4	7710.250	53.76	1.90	74.0	20.24	Peak	118.00	200	Horizontal	Pass
4**	7710.250	45.54	1.90	54.0	8.46	AV	118.00	200	Horizontal	Pass
5	12265.737	51.99	0.93	74.0	22.01	Peak	133.00	100	Horizontal	Pass
5**	12265.737	43.04	0.93	54.0	10.96	AV	133.00	100	Horizontal	Pass
6	16196.362	54.43	1.84	74.0	19.57	Peak	310.00	400	Horizontal	Pass
6**	16196.362	45.29	1.84	54.0	8.71	AV	310.00	400	Horizontal	Pass

11ac20, U-NII-2A, 1 GHz to 18 GHz, Low Channel, ANT V

No.	Frequency (MHz)	Results (dBuV/m)	Factor (dB)	Limit (dBuV/m)	Margin (dB)	Detector	Table (Degree)	Height (cm)	Antenna	Verdict
1	1475.100	38.97	-17.03	74.0	35.03	Peak	256.00	400	Vertical	Pass
1**	1475.100	28.68	-17.03	54.0	25.32	AV	256.00	400	Vertical	Pass
2	4255.250	46.83	-4.03	74.0	27.17	Peak	302.00	100	Vertical	Pass
2**	4255.250	38.40	-4.03	54.0	15.60	AV	302.00	100	Vertical	Pass
3	5261.250	94.59	-3.06	--	--	Peak	283.00	150	Vertical	N/A
3**	5261.250	86.95	-3.06	--	--	AV	283.00	150	Vertical	N/A
4	7713.500	53.78	1.71	74.0	20.22	Peak	100.00	100	Vertical	Pass
4**	7713.500	44.43	1.71	54.0	9.57	AV	100.00	100	Vertical	Pass
5	11793.588	52.70	-0.15	74.0	21.30	Peak	171.00	150	Vertical	Pass
5**	11793.588	44.53	-0.15	54.0	9.47	AV	171.00	150	Vertical	Pass
6	16089.000	54.13	1.61	74.0	19.87	Peak	0.00	200	Vertical	Pass
6**	16089.000	45.29	1.61	54.0	8.71	AV	0.00	200	Vertical	Pass

11ac20, U-NII-2A, 1 GHz to 18 GHz, Middle Channel, ANT H

No.	Frequency (MHz)	Results (dBuV/m)	Factor (dB)	Limit (dBuV/m)	Margin (dB)	Detector	Table (Degree)	Height (cm)	Antenna	Verdict
1	1457.800	39.01	-16.99	74.0	34.99	Peak	144.00	300	Horizontal	Pass
1**	1457.800	28.38	-16.99	54.0	25.62	AV	144.00	300	Horizontal	Pass
2	4255.750	47.79	-3.94	74.0	26.21	Peak	360.00	300	Horizontal	Pass
2**	4255.750	38.87	-3.94	54.0	15.13	AV	360.00	300	Horizontal	Pass
3	5298.250	103.42	-2.76	--	--	Peak	38.00	200	Horizontal	N/A
3**	5298.250	95.65	-2.76	--	--	AV	38.00	200	Horizontal	N/A
4	7706.000	53.23	1.53	74.0	20.77	Peak	342.00	200	Horizontal	Pass
4**	7706.000	44.17	1.53	54.0	9.83	AV	342.00	200	Horizontal	Pass
5	11759.388	52.69	-0.19	74.0	21.31	Peak	11.00	100	Horizontal	Pass
5**	11759.388	43.91	-0.19	54.0	10.09	AV	11.00	100	Horizontal	Pass
6	16143.863	54.51	2.10	74.0	19.49	Peak	22.00	200	Horizontal	Pass
6**	16143.863	45.08	2.10	54.0	8.92	AV	22.00	200	Horizontal	Pass

11ac20, U-NII-2A, 1 GHz to 18 GHz, Middle Channel, ANT V

No.	Frequency (MHz)	Results (dBuV/m)	Factor (dB)	Limit (dBuV/m)	Margin (dB)	Detector	Table (Degree)	Height (cm)	Antenna	Verdict
1	1622.500	38.75	-17.28	74.0	35.25	Peak	308.00	200	Vertical	Pass
1**	1622.500	28.72	-17.28	54.0	25.28	AV	308.00	200	Vertical	Pass
2	4399.500	47.51	-4.86	74.0	26.49	Peak	59.00	200	Vertical	Pass
2**	4399.500	37.51	-4.86	54.0	16.49	AV	59.00	200	Vertical	Pass
3	5296.250	93.53	-2.89	--	--	Peak	324.00	150	Vertical	N/A
3**	5296.250	86.44	-2.89	--	--	AV	324.00	150	Vertical	N/A
4	7741.500	53.58	0.15	74.0	20.42	Peak	0.00	200	Vertical	Pass
4**	7741.500	43.83	0.15	54.0	10.17	AV	0.00	200	Vertical	Pass
5	11730.650	53.87	-0.32	74.0	20.13	Peak	202.00	100	Vertical	Pass
5**	11730.650	42.64	-0.32	54.0	11.36	AV	202.00	100	Vertical	Pass
6	15894.750	54.25	1.99	74.0	19.75	Peak	13.00	200	Vertical	Pass
6**	16165.913	46.26	1.05	54.0	7.74	AV	68.00	100	Vertical	Pass

11ac20, U-NII-2A, 1 GHz to 18 GHz, High Channel, ANT H

No.	Frequency (MHz)	Results (dBuV/m)	Factor (dB)	Limit (dBuV/m)	Margin (dB)	Detector	Table (Degree)	Height (cm)	Antenna	Verdict
1	1471.800	38.38	-16.99	74.0	35.62	Peak	48.00	100	Horizontal	Pass
1**	1471.800	29.14	-16.99	54.0	24.86	AV	48.00	100	Horizontal	Pass
2	4266.750	47.30	-4.75	74.0	26.70	Peak	59.00	200	Horizontal	Pass
2**	4266.750	38.02	-4.75	54.0	15.98	AV	59.00	200	Horizontal	Pass
3	5318.500	102.74	-3.13	--	--	Peak	40.00	200	Horizontal	N/A
3**	5318.500	95.75	-3.13	--	--	AV	40.00	200	Horizontal	N/A
4	7706.250	54.17	1.54	74.0	19.83	Peak	261.00	200	Horizontal	Pass
4**	7706.250	44.47	1.54	54.0	9.53	AV	261.00	200	Horizontal	Pass
5	11769.125	52.85	-0.18	74.0	21.15	Peak	59.00	100	Horizontal	Pass
5**	11769.125	43.16	-0.18	54.0	10.84	AV	59.00	100	Horizontal	Pass
6	16110.000	54.59	1.83	74.0	19.41	Peak	59.00	300	Horizontal	Pass
6**	16110.000	45.12	1.83	54.0	8.88	AV	59.00	300	Horizontal	Pass

11ac20, U-NII-2A, 1 GHz to 18 GHz, High Channel, ANT V

No.	Frequency (MHz)	Results (dBuV/m)	Factor (dB)	Limit (dBuV/m)	Margin (dB)	Detector	Table (Degree)	Height (cm)	Antenna	Verdict
1	1596.300	38.54	-17.19	74.0	35.46	Peak	360.00	100	Vertical	Pass
1**	1596.300	28.46	-17.19	54.0	25.54	AV	360.00	100	Vertical	Pass
2	4287.000	47.19	-4.67	74.0	26.81	Peak	200.00	100	Vertical	Pass
2**	4287.000	38.54	-4.67	54.0	15.46	AV	200.00	100	Vertical	Pass
3	5321.250	95.18	-2.95	--	--	Peak	302.00	100	Vertical	N/A
3**	5321.250	87.70	-2.95	--	--	AV	302.00	100	Vertical	N/A
4	7712.250	53.98	1.81	74.0	20.02	Peak	120.00	400	Vertical	Pass
4**	7712.250	45.46	1.81	54.0	8.54	AV	120.00	400	Vertical	Pass
5	12220.613	52.97	0.69	74.0	21.03	Peak	298.00	150	Vertical	Pass
5**	12220.613	42.59	0.69	54.0	11.41	AV	298.00	150	Vertical	Pass
6	16123.912	54.73	1.94	74.0	19.27	Peak	237.00	300	Vertical	Pass
6**	16123.912	45.68	1.94	54.0	8.32	AV	237.00	300	Vertical	Pass

11ac40, U-NII-2A, 1 GHz to 18 GHz, Low Channel, ANT H

No.	Frequency (MHz)	Results (dBuV/m)	Factor (dB)	Limit (dBuV/m)	Margin (dB)	Detector	Table (Degree)	Height (cm)	Antenna	Verdict
1	1471.400	38.58	-17.02	74.0	35.42	Peak	146.00	200	Horizontal	Pass
1**	1471.400	29.19	-17.02	54.0	24.81	AV	146.00	200	Horizontal	Pass
2	4394.750	47.11	-4.64	74.0	26.89	Peak	241.00	300	Horizontal	Pass
2**	4394.750	37.55	-4.64	54.0	16.45	AV	241.00	300	Horizontal	Pass
3	5273.000	100.69	-2.62	--	--	Peak	37.00	200	Horizontal	N/A
3**	5273.000	92.89	-2.62	--	--	AV	37.00	200	Horizontal	N/A
4	7358.000	53.06	0.60	74.0	20.94	Peak	302.00	400	Horizontal	Pass
4**	7358.000	44.31	0.60	54.0	9.69	AV	302.00	400	Horizontal	Pass
5	11779.338	52.64	-0.17	74.0	21.36	Peak	269.00	200	Horizontal	Pass
5**	11779.338	42.78	-0.17	54.0	11.22	AV	269.00	200	Horizontal	Pass
6	16114.201	54.81	1.86	74.0	19.19	Peak	207.00	400	Horizontal	Pass
6**	16114.201	45.31	1.86	54.0	8.69	AV	207.00	400	Horizontal	Pass

11ac40, U-NII-2A, 1 GHz to 18 GHz, Low Channel, ANT V

No.	Frequency (MHz)	Results (dBuV/m)	Factor (dB)	Limit (dBuV/m)	Margin (dB)	Detector	Table (Degree)	Height (cm)	Antenna	Verdict
1	1513.600	38.70	-16.79	74.0	35.30	Peak	13.00	200	Vertical	Pass
1**	1513.600	29.03	-16.79	54.0	24.97	AV	13.00	200	Vertical	Pass
2	4278.000	46.54	-4.86	74.0	27.46	Peak	281.00	100	Vertical	Pass
2**	4278.000	37.56	-4.86	54.0	16.44	AV	281.00	100	Vertical	Pass
3	5274.000	92.44	-2.58	--	--	Peak	281.00	100	Vertical	N/A
3**	5274.000	84.61	-2.58	--	--	AV	281.00	100	Vertical	N/A
4	7427.750	53.21	1.31	74.0	20.79	Peak	0.00	400	Vertical	Pass
4**	7427.750	43.99	1.31	54.0	10.01	AV	0.00	400	Vertical	Pass
5	11787.412	52.51	-0.16	74.0	21.49	Peak	245.00	100	Vertical	Pass
5**	11787.412	43.06	-0.16	54.0	10.94	AV	245.00	100	Vertical	Pass
6	16126.276	54.38	1.96	74.0	19.62	Peak	285.00	300	Vertical	Pass
6**	16126.276	45.32	1.96	54.0	8.68	AV	285.00	300	Vertical	Pass

11ac40, U-NII-2A, 1 GHz to 18 GHz, High Channel, ANT H

No.	Frequency (MHz)	Results (dBuV/m)	Factor (dB)	Limit (dBuV/m)	Margin (dB)	Detector	Table (Degree)	Height (cm)	Antenna	Verdict
1	1603.200	38.29	-16.91	74.0	35.71	Peak	304.00	300	Horizontal	Pass
1**	1603.200	29.01	-16.91	54.0	24.99	AV	304.00	300	Horizontal	Pass
2	4246.500	46.80	-4.30	74.0	27.20	Peak	200.00	300	Horizontal	Pass
2**	4246.500	37.41	-4.30	54.0	16.59	AV	200.00	300	Horizontal	Pass
3	5305.250	100.90	-2.77	--	--	Peak	36.00	200	Horizontal	N/A
3**	5305.250	92.90	-2.77	--	--	AV	36.00	200	Horizontal	N/A
4	7711.750	53.96	2.04	74.0	20.04	Peak	0.00	200	Horizontal	Pass
4**	7711.750	45.26	2.04	54.0	8.74	AV	0.00	200	Horizontal	Pass
5	12252.675	52.65	1.07	74.0	21.35	Peak	142.00	150	Horizontal	Pass
5**	12252.675	42.83	1.07	54.0	11.17	AV	142.00	150	Horizontal	Pass
6	16074.299	54.42	1.41	74.0	19.58	Peak	196.00	400	Horizontal	Pass
6**	16074.299	45.16	1.41	54.0	8.84	AV	196.00	400	Horizontal	Pass

11ac40, U-NII-2A, 1 GHz to 18 GHz, High Channel, ANT V

No.	Frequency (MHz)	Results (dBuV/m)	Factor (dB)	Limit (dBuV/m)	Margin (dB)	Detector	Table (Degree)	Height (cm)	Antenna	Verdict
1	1481.600	38.39	-17.12	74.0	35.61	Peak	278.00	300	Vertical	Pass
1**	1481.600	28.52	-17.12	54.0	25.48	AV	278.00	300	Vertical	Pass
2	4379.500	47.60	-5.27	74.0	26.40	Peak	360.00	100	Vertical	Pass
2**	4379.500	37.23	-5.27	54.0	16.77	AV	360.00	100	Vertical	Pass
3	5315.500	92.65	-3.04	--	--	Peak	300.00	150	Vertical	N/A
3**	5315.500	85.01	-3.04	--	--	AV	300.00	150	Vertical	N/A
4	7708.750	53.48	1.82	74.0	20.52	Peak	200.00	200	Vertical	Pass
4**	7708.750	45.95	1.82	54.0	8.05	AV	200.00	200	Vertical	Pass
5	11784.800	54.53	-0.16	74.0	19.47	Peak	0.00	100	Vertical	Pass
5**	11784.800	43.05	-0.16	54.0	10.95	AV	0.00	100	Vertical	Pass
6	16113.937	54.36	1.86	74.0	19.64	Peak	0.00	100	Vertical	Pass
6**	16113.937	44.77	1.86	54.0	9.23	AV	0.00	100	Vertical	Pass

11ac80, U-NII-2A, 1 GHz to 18 GHz, Middle Channel, ANT H

No.	Frequency (MHz)	Results (dBuV/m)	Factor (dB)	Limit (dBuV/m)	Margin (dB)	Detector	Table (Degree)	Height (cm)	Antenna	Verdict
1	1439.700	39.39	-17.15	74.0	34.61	Peak	155.00	100	Horizontal	Pass
1**	1439.700	28.70	-17.15	54.0	25.30	AV	155.00	100	Horizontal	Pass
2	4131.000	46.92	-5.40	74.0	27.08	Peak	283.00	100	Horizontal	Pass
2**	4131.000	37.12	-5.40	54.0	16.88	AV	283.00	100	Horizontal	Pass
3	5296.500	95.36	-2.81	--	--	Peak	38.00	150	Horizontal	N/A
3**	5296.500	87.24	-2.81	--	--	AV	38.00	150	Horizontal	N/A
4	7708.250	52.99	1.90	74.0	21.01	Peak	261.00	300	Horizontal	Pass
4**	7708.250	45.12	1.90	54.0	8.88	AV	261.00	300	Horizontal	Pass
5	11787.650	52.66	-0.16	74.0	21.34	Peak	324.00	150	Horizontal	Pass
5**	11787.650	43.37	-0.16	54.0	10.63	AV	324.00	150	Horizontal	Pass
6	16097.401	54.76	1.72	74.0	19.24	Peak	108.00	400	Horizontal	Pass
6**	16097.401	45.64	1.72	54.0	8.36	AV	108.00	400	Horizontal	Pass

11ac80, U-NII-2A, 1 GHz to 18 GHz, Middle Channel, ANT V

No.	Frequency (MHz)	Results (dBuV/m)	Factor (dB)	Limit (dBuV/m)	Margin (dB)	Detector	Table (Degree)	Height (cm)	Antenna	Verdict
1	1609.100	38.47	-17.09	74.0	35.53	Peak	166.00	300	Vertical	Pass
1**	1609.100	29.67	-17.09	54.0	24.33	AV	166.00	300	Vertical	Pass
2	4351.750	46.94	-4.70	74.0	27.06	Peak	159.00	200	Vertical	Pass
2**	4351.750	37.77	-4.70	54.0	16.23	AV	159.00	200	Vertical	Pass
3	5286.250	86.39	-2.84	--	--	Peak	300.00	100	Vertical	N/A
3**	5286.250	78.82	-2.84	--	--	AV	300.00	100	Vertical	N/A
4	7495.750	53.98	1.29	74.0	20.02	Peak	57.00	300	Vertical	Pass
4**	7495.750	44.11	1.29	54.0	9.89	AV	57.00	300	Vertical	Pass
5	11766.988	53.26	-0.18	74.0	20.74	Peak	218.00	100	Vertical	Pass
5**	11766.988	43.25	-0.18	54.0	10.75	AV	218.00	100	Vertical	Pass
6	15945.938	55.26	1.23	74.0	18.74	Peak	96.00	200	Vertical	Pass
6**	15945.938	44.89	1.23	54.0	9.11	AV	96.00	200	Vertical	Pass

11a, U-NII-2C, 1 GHz to 18 GHz, Low Channel, ANT H

No.	Frequency (MHz)	Results (dBuV/m)	Factor (dB)	Limit (dBuV/m)	Margin (dB)	Detector	Table (Degree)	Height (cm)	Antenna	Verdict
1	1442.300	41.41	-16.70	74.0	32.59	Peak	293.00	300	Horizontal	Pass
1**	1442.300	29.73	-16.70	54.0	24.27	AV	293.00	300	Horizontal	Pass
2	4286.000	47.02	-4.45	74.0	26.98	Peak	121.00	400	Horizontal	Pass
2**	4286.000	37.98	-4.45	54.0	16.02	AV	121.00	400	Horizontal	Pass
3	5498.250	101.86	-2.67	--	--	Peak	32.00	200	Horizontal	N/A
3**	5498.250	94.63	-2.67	--	--	AV	32.00	200	Horizontal	N/A
4	7707.000	53.89	1.71	74.0	20.11	Peak	187.00	400	Horizontal	Pass
4**	7707.000	44.63	1.71	54.0	9.37	AV	187.00	400	Horizontal	Pass
5	11713.075	53.05	-0.43	74.0	20.95	Peak	127.00	200	Horizontal	Pass
5**	11713.075	42.78	-0.43	54.0	11.22	AV	127.00	200	Horizontal	Pass
6	15873.750	54.68	1.83	74.0	19.32	Peak	121.00	100	Horizontal	Pass
6**	15873.750	43.89	1.83	54.0	10.11	AV	121.00	100	Horizontal	Pass

11a, U-NII-2C, 1 GHz to 18 GHz, Low Channel, ANT V

No.	Frequency (MHz)	Results (dBuV/m)	Factor (dB)	Limit (dBuV/m)	Margin (dB)	Detector	Table (Degree)	Height (cm)	Antenna	Verdict
1	1605.300	38.89	-16.71	74.0	35.11	Peak	163.00	400	Vertical	Pass
1**	1605.300	28.96	-16.71	54.0	25.04	AV	163.00	400	Vertical	Pass
2	4367.000	47.70	-4.81	74.0	26.30	Peak	32.00	200	Vertical	Pass
2**	4367.000	38.13	-4.81	54.0	15.87	AV	32.00	200	Vertical	Pass
3	5498.000	94.65	-2.51	--	--	Peak	309.00	150	Vertical	N/A
3**	5498.000	88.46	-2.51	--	--	AV	309.00	150	Vertical	N/A
4	7504.000	53.41	0.11	74.0	20.59	Peak	309.00	200	Vertical	Pass
4**	7504.000	43.27	0.11	54.0	10.73	AV	309.00	200	Vertical	Pass
5	11798.575	52.72	-0.15	74.0	21.28	Peak	277.00	100	Vertical	Pass
5**	11798.575	43.24	-0.15	54.0	10.76	AV	277.00	100	Vertical	Pass
6	16139.138	55.06	2.06	74.0	18.94	Peak	133.00	300	Vertical	Pass
6**	16139.138	44.97	2.06	54.0	9.03	AV	133.00	300	Vertical	Pass

11a, U-NII-2C, 1 GHz to 18 GHz, Middle Channel, ANT H

No.	Frequency (MHz)	Results (dBuV/m)	Factor (dB)	Limit (dBuV/m)	Margin (dB)	Detector	Table (Degree)	Height (cm)	Antenna	Verdict
1	1442.000	41.73	-16.92	74.0	32.27	Peak	265.00	100	Horizontal	Pass
1**	1442.000	30.27	-16.92	54.0	23.73	AV	265.00	100	Horizontal	Pass
2	4252.500	47.84	-4.45	74.0	26.16	Peak	89.00	200	Horizontal	Pass
2**	4252.500	37.53	-4.45	54.0	16.47	AV	89.00	200	Horizontal	Pass
3	5581.250	104.57	-1.94	--	--	Peak	27.00	200	Horizontal	N/A
3**	5581.250	97.65	-1.94	--	--	AV	27.00	200	Horizontal	N/A
4	7612.250	53.61	0.25	74.0	20.39	Peak	62.00	100	Horizontal	Pass
4**	7612.250	43.29	0.25	54.0	10.71	AV	62.00	100	Horizontal	Pass
5	11797.151	52.91	-0.15	74.0	21.09	Peak	163.00	100	Horizontal	Pass
5**	11797.151	44.14	-0.15	54.0	9.86	AV	163.00	100	Horizontal	Pass
6	16072.463	55.37	1.39	74.0	18.63	Peak	133.00	200	Horizontal	Pass
6**	16072.463	45.17	1.39	54.0	8.83	AV	133.00	200	Horizontal	Pass

11a, U-NII-2C, 1 GHz to 18 GHz, Middle Channel, ANT V

No.	Frequency (MHz)	Results (dBuV/m)	Factor (dB)	Limit (dBuV/m)	Margin (dB)	Detector	Table (Degree)	Height (cm)	Antenna	Verdict
1	1436.100	39.50	-17.14	74.0	34.50	Peak	247.00	100	Vertical	Pass
1**	1436.100	28.92	-17.14	54.0	25.08	AV	247.00	100	Vertical	Pass
2	4285.500	47.10	-4.49	74.0	26.90	Peak	301.00	300	Vertical	Pass
2**	4285.500	38.49	-4.49	54.0	15.51	AV	301.00	300	Vertical	Pass
3	5578.750	96.40	-2.08	--	--	Peak	309.00	150	Vertical	N/A
3**	5578.750	89.66	-2.08	--	--	AV	309.00	150	Vertical	N/A
4	7418.750	53.50	0.88	74.0	20.50	Peak	31.00	400	Vertical	Pass
4**	7418.750	44.17	0.88	54.0	9.83	AV	31.00	400	Vertical	Pass
5	11800.950	52.84	-0.16	74.0	21.16	Peak	1.00	200	Vertical	Pass
5**	11800.950	43.61	-0.16	54.0	10.39	AV	1.00	200	Vertical	Pass
6	16111.575	55.11	1.84	74.0	18.89	Peak	275.00	200	Vertical	Pass
6**	16111.575	45.93	1.84	54.0	8.07	AV	275.00	200	Vertical	Pass

11a, U-NII-2C, 1 GHz to 18 GHz, High Channel, ANT H

No.	Frequency (MHz)	Results (dBuV/m)	Factor (dB)	Limit (dBuV/m)	Margin (dB)	Detector	Table (Degree)	Height (cm)	Antenna	Verdict
1	1442.200	41.86	-16.75	74.0	32.14	Peak	294.00	400	Horizontal	Pass
1**	1442.200	30.05	-16.75	54.0	23.95	AV	294.00	400	Horizontal	Pass
2	4238.500	47.35	-4.98	74.0	26.65	Peak	280.00	400	Horizontal	Pass
2**	4238.500	37.17	-4.98	54.0	16.83	AV	280.00	400	Horizontal	Pass
3	5698.750	103.95	-2.24	--	--	Peak	31.00	100	Horizontal	N/A
3**	5698.750	96.62	-2.24	--	--	AV	31.00	100	Horizontal	N/A
4	7702.000	53.38	1.48	74.0	20.62	Peak	31.00	400	Horizontal	Pass
4**	7702.000	44.75	1.48	54.0	9.25	AV	31.00	400	Horizontal	Pass
5	11527.825	52.31	-0.95	74.0	21.69	Peak	290.00	150	Horizontal	Pass
5**	11527.825	42.30	-0.95	54.0	11.70	AV	290.00	150	Horizontal	Pass
6	16140.450	54.61	2.08	74.0	19.39	Peak	31.00	200	Horizontal	Pass
6**	16140.450	45.26	2.08	54.0	8.74	AV	31.00	200	Horizontal	Pass

11a, U-NII-2C, 1 GHz to 18 GHz, High Channel, ANT V

No.	Frequency (MHz)	Results (dBuV/m)	Factor (dB)	Limit (dBuV/m)	Margin (dB)	Detector	Table (Degree)	Height (cm)	Antenna	Verdict
1	1540.900	39.29	-17.33	74.0	34.71	Peak	78.00	400	Vertical	Pass
1**	1540.900	28.85	-17.33	54.0	25.15	AV	78.00	400	Vertical	Pass
2	4385.000	47.36	-5.14	74.0	26.64	Peak	221.00	200	Vertical	Pass
2**	4385.000	37.58	-5.14	54.0	16.42	AV	221.00	200	Vertical	Pass
3	5701.000	95.08	-2.25	--	--	Peak	221.00	150	Vertical	N/A
3**	5701.000	88.24	-2.25	--	--	AV	221.00	150	Vertical	N/A
4	7708.250	53.30	1.90	74.0	20.70	Peak	301.00	100	Vertical	Pass
4**	7708.250	45.04	1.90	54.0	8.96	AV	301.00	100	Vertical	Pass
5	11794.537	52.58	-0.15	74.0	21.42	Peak	257.00	200	Vertical	Pass
5**	11794.537	43.63	-0.15	54.0	10.37	AV	257.00	200	Vertical	Pass
6	15633.299	55.29	1.73	74.0	18.71	Peak	166.00	100	Vertical	Pass
6**	15633.299	44.38	1.73	54.0	9.62	AV	166.00	100	Vertical	Pass

11n20, U-NII-2C, 1 GHz to 18 GHz, Low Channel, ANT H

No.	Frequency (MHz)	Results (dBuV/m)	Factor (dB)	Limit (dBuV/m)	Margin (dB)	Detector	Table (Degree)	Height (cm)	Antenna	Verdict
1	1442.000	42.13	-16.92	74.0	31.87	Peak	293.00	100	Horizontal	Pass
1**	1442.000	31.13	-16.92	54.0	22.87	AV	293.00	100	Horizontal	Pass
2	4304.250	47.62	-5.09	74.0	26.38	Peak	249.00	100	Horizontal	Pass
2**	4304.250	38.64	-5.09	54.0	15.36	AV	249.00	100	Horizontal	Pass
3	5500.750	102.07	-2.81	--	--	Peak	32.00	200	Horizontal	N/A
3**	5500.750	94.66	-2.81	--	--	AV	32.00	200	Horizontal	N/A
4	7710.000	53.73	1.69	74.0	20.27	Peak	340.00	400	Horizontal	Pass
4**	7710.000	44.63	1.69	54.0	9.37	AV	340.00	400	Horizontal	Pass
5	12256.950	53.27	1.03	74.0	20.73	Peak	173.00	100	Horizontal	Pass
5**	12256.950	42.75	1.03	54.0	11.25	AV	173.00	100	Horizontal	Pass
6	16132.050	55.01	2.01	74.0	18.99	Peak	154.00	200	Horizontal	Pass
6**	16132.050	46.12	2.01	54.0	7.88	AV	154.00	200	Horizontal	Pass

11n20, U-NII-2C, 1 GHz to 18 GHz, Low Channel, ANT V

No.	Frequency (MHz)	Results (dBuV/m)	Factor (dB)	Limit (dBuV/m)	Margin (dB)	Detector	Table (Degree)	Height (cm)	Antenna	Verdict
1	1600.900	38.73	-16.97	74.0	35.27	Peak	32.00	200	Vertical	Pass
1**	1600.900	28.97	-16.97	54.0	25.03	AV	32.00	200	Vertical	Pass
2	4323.250	46.99	-4.71	74.0	27.01	Peak	340.00	100	Vertical	Pass
2**	4323.250	38.43	-4.71	54.0	15.57	AV	340.00	100	Vertical	Pass
3	5493.250	94.36	-2.20	--	--	Peak	309.00	100	Vertical	N/A
3**	5493.250	87.20	-2.20	--	--	AV	309.00	100	Vertical	N/A
4	7449.250	53.43	0.33	74.0	20.57	Peak	185.00	200	Vertical	Pass
4**	7449.250	43.99	0.33	54.0	10.01	AV	185.00	200	Vertical	Pass
5	11770.313	53.15	-0.18	74.0	20.85	Peak	83.00	150	Vertical	Pass
5**	11770.313	42.84	-0.18	54.0	11.16	AV	83.00	150	Vertical	Pass
6	16131.262	54.36	2.00	74.0	19.64	Peak	62.00	300	Vertical	Pass
6**	16131.262	45.96	2.00	54.0	8.04	AV	62.00	300	Vertical	Pass

11n20, U-NII-2C, 1 GHz to 18 GHz, Middle Channel, ANT H

No.	Frequency (MHz)	Results (dBuV/m)	Factor (dB)	Limit (dBuV/m)	Margin (dB)	Detector	Table (Degree)	Height (cm)	Antenna	Verdict
1	1440.200	41.61	-17.05	74.0	32.39	Peak	294.00	200	Horizontal	Pass
1**	1440.200	31.37	-17.05	54.0	22.63	AV	294.00	200	Horizontal	Pass
2	4342.000	47.19	-4.68	74.0	26.81	Peak	94.00	100	Horizontal	Pass
2**	4342.000	38.23	-4.68	54.0	15.77	AV	94.00	100	Horizontal	Pass
3	5577.500	104.89	-2.00	--	--	Peak	31.00	200	Horizontal	N/A
3**	5577.500	97.43	-2.00	--	--	AV	31.00	200	Horizontal	N/A
4	7659.500	53.44	1.11	74.0	20.56	Peak	31.00	200	Horizontal	Pass
4**	7659.500	43.76	1.11	54.0	10.24	AV	31.00	200	Horizontal	Pass
5	11788.125	52.56	-0.16	74.0	21.44	Peak	1.00	100	Horizontal	Pass
5**	11788.125	43.66	-0.16	54.0	10.34	AV	1.00	100	Horizontal	Pass
6	16062.488	54.52	1.26	74.0	19.48	Peak	107.00	300	Horizontal	Pass
6**	16062.488	45.12	1.26	54.0	8.88	AV	107.00	300	Horizontal	Pass

11n20, U-NII-2C, 1 GHz to 18 GHz, Middle Channel, ANT V

No.	Frequency (MHz)	Results (dBuV/m)	Factor (dB)	Limit (dBuV/m)	Margin (dB)	Detector	Table (Degree)	Height (cm)	Antenna	Verdict
1	1438.300	38.27	-17.13	74.0	35.73	Peak	311.00	400	Vertical	Pass
1**	1438.300	27.90	-17.13	54.0	26.10	AV	311.00	400	Vertical	Pass
2	4286.500	46.84	-4.62	74.0	27.16	Peak	218.00	100	Vertical	Pass
2**	4286.500	37.61	-4.62	54.0	16.39	AV	218.00	100	Vertical	Pass
3	5582.500	95.67	-2.11	--	--	Peak	311.00	200	Vertical	N/A
3**	5582.500	88.43	-2.11	--	--	AV	311.00	200	Vertical	N/A
4	7430.250	53.37	1.14	74.0	20.63	Peak	45.00	200	Vertical	Pass
4**	7430.250	44.61	1.14	54.0	9.39	AV	45.00	200	Vertical	Pass
5	12195.675	52.72	0.37	74.0	21.28	Peak	1.00	150	Vertical	Pass
5**	12195.675	42.62	0.37	54.0	11.38	AV	1.00	150	Vertical	Pass
6	16051.463	54.35	1.11	74.0	19.65	Peak	177.00	100	Vertical	Pass
6**	16051.463	45.10	1.11	54.0	8.90	AV	177.00	100	Vertical	Pass

11n20, U-NII-2C, 1 GHz to 18 GHz, High Channel, ANT H

No.	Frequency (MHz)	Results (dBuV/m)	Factor (dB)	Limit (dBuV/m)	Margin (dB)	Detector	Table (Degree)	Height (cm)	Antenna	Verdict
1	1442.000	41.27	-16.92	74.0	32.73	Peak	304.00	300	Horizontal	Pass
1**	1442.000	29.22	-16.92	54.0	24.78	AV	304.00	300	Horizontal	Pass
2	4286.500	46.97	-4.62	74.0	27.03	Peak	309.00	100	Horizontal	Pass
2**	4286.500	37.67	-4.62	54.0	16.33	AV	309.00	100	Horizontal	Pass
3	5698.250	103.74	-2.31	--	--	Peak	29.00	200	Horizontal	N/A
3**	5698.250	96.39	-2.31	--	--	AV	29.00	200	Horizontal	N/A
4	7619.250	53.79	0.50	74.0	20.21	Peak	278.00	300	Horizontal	Pass
4**	7619.250	43.60	0.50	54.0	10.40	AV	278.00	300	Horizontal	Pass
5	11715.925	53.12	-0.41	74.0	20.88	Peak	1.00	200	Horizontal	Pass
5**	11715.925	42.70	-0.41	54.0	11.30	AV	1.00	200	Horizontal	Pass
6	16148.588	54.02	2.14	74.0	19.98	Peak	337.00	300	Horizontal	Pass
6**	16148.588	44.64	2.14	54.0	9.36	AV	337.00	300	Horizontal	Pass

11n20, U-NII-2C, 1 GHz to 18 GHz, High Channel, ANT V

No.	Frequency (MHz)	Results (dBuV/m)	Factor (dB)	Limit (dBuV/m)	Margin (dB)	Detector	Table (Degree)	Height (cm)	Antenna	Verdict
1	1441.100	40.11	-16.69	74.0	33.89	Peak	247.00	300	Vertical	Pass
1**	1441.100	30.27	-16.69	54.0	23.73	AV	247.00	300	Vertical	Pass
2	4322.000	47.14	-4.94	74.0	26.86	Peak	271.00	200	Vertical	Pass
2**	4322.000	37.84	-4.94	54.0	16.16	AV	271.00	200	Vertical	Pass
3	5697.250	95.50	-2.31	--	--	Peak	280.00	200	Vertical	N/A
3**	5697.250	87.72	-2.31	--	--	AV	280.00	200	Vertical	N/A
4	7359.250	53.32	0.85	74.0	20.68	Peak	342.00	200	Vertical	Pass
4**	7359.250	43.75	0.85	54.0	10.25	AV	342.00	200	Vertical	Pass
5	12224.650	52.78	0.75	74.0	21.22	Peak	1.00	200	Vertical	Pass
5**	12224.650	43.27	0.75	54.0	10.73	AV	1.00	200	Vertical	Pass
6	15907.875	54.87	1.89	74.0	19.13	Peak	203.00	300	Vertical	Pass
6**	15907.875	45.86	1.89	54.0	8.14	AV	203.00	300	Vertical	Pass

11n40, U-NII-2C, 1 GHz to 18 GHz, Low Channel, ANT H

No.	Frequency (MHz)	Results (dBuV/m)	Factor (dB)	Limit (dBuV/m)	Margin (dB)	Detector	Table (Degree)	Height (cm)	Antenna	Verdict
1	1438.800	41.08	-16.92	74.0	32.92	Peak	265.00	400	Horizontal	Pass
1**	1438.800	29.69	-16.92	54.0	24.31	AV	265.00	400	Horizontal	Pass
2	4200.500	47.81	-5.32	74.0	26.19	Peak	62.00	100	Horizontal	Pass
2**	4200.500	37.97	-5.32	54.0	16.03	AV	62.00	100	Horizontal	Pass
3	5523.500	97.22	-2.63	--	--	Peak	31.00	200	Horizontal	N/A
3**	5523.500	88.10	-2.63	--	--	AV	31.00	200	Horizontal	N/A
4	7705.250	53.55	2.03	74.0	20.45	Peak	125.00	300	Horizontal	Pass
4**	7705.250	45.12	2.03	54.0	8.88	AV	125.00	300	Horizontal	Pass
5	12242.938	52.44	1.00	74.0	21.56	Peak	342.00	150	Horizontal	Pass
5**	12242.938	43.17	1.00	54.0	10.83	AV	342.00	150	Horizontal	Pass
6	16107.638	55.02	1.81	74.0	18.98	Peak	68.00	300	Horizontal	Pass
6**	16107.638	46.65	1.81	54.0	7.35	AV	68.00	300	Horizontal	Pass

11n40, U-NII-2C, 1 GHz to 18 GHz, Low Channel, ANT V

No.	Frequency (MHz)	Results (dBuV/m)	Factor (dB)	Limit (dBuV/m)	Margin (dB)	Detector	Table (Degree)	Height (cm)	Antenna	Verdict
1	1441.000	39.00	-16.63	74.0	35.00	Peak	351.00	400	Vertical	Pass
1**	1441.000	29.61	-16.63	54.0	24.39	AV	351.00	400	Vertical	Pass
2	4219.250	48.46	-5.28	74.0	25.54	Peak	153.00	300	Vertical	Pass
2**	4219.250	37.15	-5.28	54.0	16.85	AV	153.00	300	Vertical	Pass
3	5507.250	91.01	-3.20	--	--	Peak	311.00	100	Vertical	N/A
3**	5507.250	84.14	-3.20	--	--	AV	311.00	100	Vertical	N/A
4	7596.000	53.21	0.78	74.0	20.79	Peak	187.00	400	Vertical	Pass
4**	7596.000	42.74	0.78	54.0	11.26	AV	187.00	400	Vertical	Pass
5	12475.924	53.22	1.25	74.0	20.78	Peak	345.00	200	Vertical	Pass
5**	12475.924	42.90	1.25	54.0	11.10	AV	345.00	200	Vertical	Pass
6	15906.037	55.32	1.92	74.0	18.68	Peak	322.00	200	Vertical	Pass
6**	15906.037	45.29	1.92	54.0	8.71	AV	322.00	200	Vertical	Pass

11n40, U-NII-2C, 1 GHz to 18 GHz, Middle Channel, ANT H

No.	Frequency (MHz)	Results (dBuV/m)	Factor (dB)	Limit (dBuV/m)	Margin (dB)	Detector	Table (Degree)	Height (cm)	Antenna	Verdict
1	1441.000	41.64	-16.63	74.0	32.36	Peak	304.00	200	Horizontal	Pass
1**	1441.000	29.91	-16.63	54.0	24.09	AV	304.00	200	Horizontal	Pass
2	4241.500	47.23	-4.69	74.0	26.77	Peak	63.00	400	Horizontal	Pass
2**	4241.500	38.26	-4.69	54.0	15.74	AV	63.00	400	Horizontal	Pass
3	5592.000	100.14	-2.21	--	--	Peak	31.00	200	Horizontal	N/A
3**	5592.000	92.08	-2.21	--	--	AV	31.00	200	Horizontal	N/A
4	7719.500	54.14	1.10	74.0	19.86	Peak	31.00	300	Horizontal	Pass
4**	7719.500	44.00	1.10	54.0	10.00	AV	31.00	300	Horizontal	Pass
5	11753.687	52.69	-0.19	74.0	21.31	Peak	311.00	100	Horizontal	Pass
5**	11753.687	43.17	-0.19	54.0	10.83	AV	311.00	100	Horizontal	Pass
6	16134.150	54.77	2.02	74.0	19.23	Peak	31.00	100	Horizontal	Pass
6**	16134.150	45.19	2.02	54.0	8.81	AV	31.00	100	Horizontal	Pass

11n40, U-NII-2C, 1 GHz to 18 GHz, Middle Channel, ANT V

No.	Frequency (MHz)	Results (dBuV/m)	Factor (dB)	Limit (dBuV/m)	Margin (dB)	Detector	Table (Degree)	Height (cm)	Antenna	Verdict
1	1498.500	39.37	-16.95	74.0	34.63	Peak	325.00	100	Vertical	Pass
1**	1498.500	29.02	-16.95	54.0	24.98	AV	325.00	100	Vertical	Pass
2	4325.500	46.92	-4.85	74.0	27.08	Peak	65.00	300	Vertical	Pass
2**	4325.500	37.93	-4.85	54.0	16.07	AV	65.00	300	Vertical	Pass
3	5586.750	91.72	-1.85	--	--	Peak	311.00	200	Vertical	N/A
3**	5586.750	85.16	-1.85	--	--	AV	311.00	200	Vertical	N/A
4	7580.500	53.48	0.39	74.0	20.52	Peak	31.00	100	Vertical	Pass
4**	7580.500	42.99	0.39	54.0	11.01	AV	31.00	100	Vertical	Pass
5	11802.375	52.33	-0.17	74.0	21.67	Peak	83.00	200	Vertical	Pass
5**	11802.375	43.47	-0.17	54.0	10.53	AV	83.00	200	Vertical	Pass
6	16174.050	55.04	1.99	74.0	18.96	Peak	311.00	400	Vertical	Pass
6**	16174.050	44.88	1.99	54.0	9.12	AV	311.00	400	Vertical	Pass

11n40, U-NII-2C, 1 GHz to 18 GHz, High Channel, ANT H

No.	Frequency (MHz)	Results (dBuV/m)	Factor (dB)	Limit (dBuV/m)	Margin (dB)	Detector	Table (Degree)	Height (cm)	Antenna	Verdict
1	1444.100	41.21	-17.00	74.0	32.79	Peak	294.00	300	Horizontal	Pass
1**	1444.100	29.15	-17.00	54.0	24.85	AV	294.00	300	Horizontal	Pass
2	4308.000	46.99	-5.47	74.0	27.01	Peak	34.00	300	Horizontal	Pass
2**	4308.000	37.83	-5.47	54.0	16.17	AV	34.00	300	Horizontal	Pass
3	5671.500	101.14	-2.33	--	--	Peak	34.00	100	Horizontal	N/A
3**	5671.500	92.32	-2.33	--	--	AV	34.00	100	Horizontal	N/A
4	7711.750	53.76	2.04	74.0	20.24	Peak	61.00	100	Horizontal	Pass
4**	7711.750	45.21	2.04	54.0	8.79	AV	61.00	100	Horizontal	Pass
5	11821.850	52.78	-0.40	74.0	21.22	Peak	26.00	200	Horizontal	Pass
5**	11821.850	43.26	-0.40	54.0	10.74	AV	26.00	200	Horizontal	Pass
6	16110.525	55.37	1.84	74.0	18.63	Peak	348.00	300	Horizontal	Pass
6**	16110.525	45.38	1.84	54.0	8.62	AV	348.00	300	Horizontal	Pass

11n40, U-NII-2C, 1 GHz to 18 GHz, High Channel, ANT V

No.	Frequency (MHz)	Results (dBuV/m)	Factor (dB)	Limit (dBuV/m)	Margin (dB)	Detector	Table (Degree)	Height (cm)	Antenna	Verdict
1	1453.500	39.22	-16.95	74.0	34.78	Peak	333.00	300	Vertical	Pass
1**	1453.500	29.95	-16.95	54.0	24.05	AV	333.00	300	Vertical	Pass
2	3780.500	46.76	-6.08	74.0	27.24	Peak	94.00	100	Vertical	Pass
2**	3780.500	37.63	-6.08	54.0	16.37	AV	94.00	100	Vertical	Pass
3	5671.500	93.39	-2.33	--	--	Peak	309.00	200	Vertical	N/A
3**	5671.500	85.59	-2.33	--	--	AV	309.00	200	Vertical	N/A
4	7357.500	53.67	0.68	74.0	20.33	Peak	1.00	200	Vertical	Pass
4**	7357.500	44.26	0.68	54.0	9.74	AV	1.00	200	Vertical	Pass
5	12454.787	52.70	1.08	74.0	21.30	Peak	143.00	100	Vertical	Pass
5**	12454.787	42.58	1.08	54.0	11.42	AV	143.00	100	Vertical	Pass
6	16095.825	54.81	1.70	74.0	19.19	Peak	61.00	400	Vertical	Pass
6**	16095.825	45.39	1.70	54.0	8.61	AV	61.00	400	Vertical	Pass

11ac20, U-NII-2C, 1 GHz to 18 GHz, Low Channel, ANT H

No.	Frequency (MHz)	Results (dBuV/m)	Factor (dB)	Limit (dBuV/m)	Margin (dB)	Detector	Table (Degree)	Height (cm)	Antenna	Verdict
1	1437.800	41.15	-17.18	74.0	32.85	Peak	293.00	300	Horizontal	Pass
1**	1437.800	30.73	-17.18	54.0	23.27	AV	293.00	300	Horizontal	Pass
2	4201.000	46.97	-5.38	74.0	27.03	Peak	3.00	100	Horizontal	Pass
2**	4201.000	38.05	-5.38	54.0	15.95	AV	3.00	100	Horizontal	Pass
3	5498.000	101.12	-2.51	--	--	Peak	32.00	150	Horizontal	N/A
3**	5498.000	94.77	-2.51	--	--	AV	32.00	150	Horizontal	N/A
4	7704.500	53.65	1.93	74.0	20.35	Peak	94.00	100	Horizontal	Pass
4**	7704.500	45.09	1.93	54.0	8.91	AV	94.00	100	Horizontal	Pass
5	12489.700	52.16	1.36	74.0	21.84	Peak	358.00	200	Horizontal	Pass
5**	12489.700	43.08	1.36	54.0	10.92	AV	358.00	200	Horizontal	Pass
6	16170.112	54.33	2.02	74.0	19.67	Peak	254.00	400	Horizontal	Pass
6**	16170.112	44.63	2.02	54.0	9.37	AV	254.00	400	Horizontal	Pass

11ac20, U-NII-2C, 1 GHz to 18 GHz, Low Channel, ANT V

No.	Frequency (MHz)	Results (dBuV/m)	Factor (dB)	Limit (dBuV/m)	Margin (dB)	Detector	Table (Degree)	Height (cm)	Antenna	Verdict
1	1437.700	39.27	-17.14	74.0	34.73	Peak	33.00	100	Vertical	Pass
1**	1437.700	28.40	-17.14	54.0	25.60	AV	33.00	100	Vertical	Pass
2	4260.750	47.37	-4.40	74.0	26.63	Peak	125.00	400	Vertical	Pass
2**	4260.750	38.69	-4.40	54.0	15.31	AV	125.00	400	Vertical	Pass
3	5497.750	96.00	-2.54	--	--	Peak	309.00	200	Vertical	N/A
3**	5497.750	87.83	-2.54	--	--	AV	309.00	200	Vertical	N/A
4	7487.750	54.05	1.49	74.0	19.95	Peak	153.00	400	Vertical	Pass
4**	7487.750	44.27	1.49	54.0	9.73	AV	153.00	400	Vertical	Pass
5	11768.887	52.93	-0.18	74.0	21.07	Peak	336.00	200	Vertical	Pass
5**	11768.887	43.40	-0.18	54.0	10.60	AV	336.00	200	Vertical	Pass
6	16067.474	54.76	1.32	74.0	19.24	Peak	348.00	300	Vertical	Pass
6**	16067.474	45.85	1.32	54.0	8.15	AV	348.00	300	Vertical	Pass

11ac20, U-NII-2C, 1 GHz to 18 GHz, Middle Channel, ANT H

No.	Frequency (MHz)	Results (dBuV/m)	Factor (dB)	Limit (dBuV/m)	Margin (dB)	Detector	Table (Degree)	Height (cm)	Antenna	Verdict
1	1439.900	42.11	-17.12	74.0	31.89	Peak	294.00	200	Horizontal	Pass
1**	1439.900	30.20	-17.12	54.0	23.80	AV	294.00	200	Horizontal	Pass
2	4399.500	46.86	-4.86	74.0	27.14	Peak	187.00	300	Horizontal	Pass
2**	4399.500	37.59	-4.86	54.0	16.41	AV	187.00	300	Horizontal	Pass
3	5580.750	104.61	-2.01	--	--	Peak	31.00	100	Horizontal	N/A
3**	5580.750	97.19	-2.01	--	--	AV	31.00	100	Horizontal	N/A
4	7694.500	53.58	1.11	74.0	20.42	Peak	61.00	400	Horizontal	Pass
4**	7694.500	43.95	1.11	54.0	10.05	AV	61.00	400	Horizontal	Pass
5	11784.563	52.63	-0.16	74.0	21.37	Peak	150.00	100	Horizontal	Pass
5**	11784.563	43.18	-0.16	54.0	10.82	AV	150.00	100	Horizontal	Pass
6	15897.900	54.50	2.01	74.0	19.50	Peak	130.00	100	Horizontal	Pass
6**	15897.900	45.75	2.01	54.0	8.25	AV	130.00	100	Horizontal	Pass

11ac20, U-NII-2C, 1 GHz to 18 GHz, Middle Channel, ANT V

No.	Frequency (MHz)	Results (dBuV/m)	Factor (dB)	Limit (dBuV/m)	Margin (dB)	Detector	Table (Degree)	Height (cm)	Antenna	Verdict
1	1441.700	37.75	-16.99	74.0	36.25	Peak	351.00	100	Vertical	Pass
1**	1441.700	29.24	-16.99	54.0	24.76	AV	351.00	100	Vertical	Pass
2	4208.250	47.79	-4.99	74.0	26.21	Peak	32.00	200	Vertical	Pass
2**	4208.250	38.55	-4.99	54.0	15.45	AV	32.00	200	Vertical	Pass
3	5581.250	96.42	-1.94	--	--	Peak	311.00	100	Vertical	N/A
3**	5581.250	89.49	-1.94	--	--	AV	311.00	100	Vertical	N/A
4	7590.750	53.58	0.96	74.0	20.42	Peak	61.00	200	Vertical	Pass
4**	7590.750	43.25	0.96	54.0	10.75	AV	61.00	200	Vertical	Pass
5	11811.875	52.14	-0.28	74.0	21.86	Peak	210.00	200	Vertical	Pass
5**	11811.875	42.84	-0.28	54.0	11.16	AV	210.00	200	Vertical	Pass
6	16091.099	54.97	1.63	74.0	19.03	Peak	226.00	400	Vertical	Pass
6**	16091.099	45.37	1.63	54.0	8.63	AV	226.00	400	Vertical	Pass

11ac20, U-NII-2C, 1 GHz to 18 GHz, High Channel, ANT H

No.	Frequency (MHz)	Results (dBuV/m)	Factor (dB)	Limit (dBuV/m)	Margin (dB)	Detector	Table (Degree)	Height (cm)	Antenna	Verdict
1	1442.300	41.63	-16.70	74.0	32.37	Peak	296.00	300	Horizontal	Pass
1**	1442.300	30.42	-16.70	54.0	23.58	AV	296.00	300	Horizontal	Pass
2	4315.750	46.93	-5.32	74.0	27.07	Peak	31.00	100	Horizontal	Pass
2**	4315.750	37.48	-5.32	54.0	16.52	AV	31.00	100	Horizontal	Pass
3	5694.750	103.42	-2.26	--	--	Peak	31.00	150	Horizontal	N/A
3**	5694.750	95.36	-2.26	--	--	AV	31.00	150	Horizontal	N/A
4	7704.500	53.08	1.93	74.0	20.92	Peak	3.00	400	Horizontal	Pass
4**	7704.500	44.92	1.93	54.0	9.08	AV	3.00	400	Horizontal	Pass
5	11766.038	53.05	-0.18	74.0	20.95	Peak	174.00	150	Horizontal	Pass
5**	11766.038	43.15	-0.18	54.0	10.85	AV	174.00	150	Horizontal	Pass
6	16131.787	54.66	2.01	74.0	19.34	Peak	34.00	400	Horizontal	Pass
6**	16131.787	46.02	2.01	54.0	7.98	AV	34.00	400	Horizontal	Pass

11ac20, U-NII-2C, 1 GHz to 18 GHz, High Channel, ANT V

No.	Frequency (MHz)	Results (dBuV/m)	Factor (dB)	Limit (dBuV/m)	Margin (dB)	Detector	Table (Degree)	Height (cm)	Antenna	Verdict
1	1441.400	38.83	-16.85	74.0	35.17	Peak	351.00	300	Vertical	Pass
1**	1441.400	29.23	-16.85	54.0	24.77	AV	351.00	300	Vertical	Pass
2	4144.000	47.04	-5.46	74.0	26.96	Peak	311.00	100	Vertical	Pass
2**	4144.000	39.03	-5.46	54.0	14.97	AV	311.00	100	Vertical	Pass
3	5701.000	95.21	-2.25	--	--	Peak	280.00	100	Vertical	N/A
3**	5701.000	87.21	-2.25	--	--	AV	280.00	100	Vertical	N/A
4	7703.000	53.53	1.14	74.0	20.47	Peak	31.00	200	Vertical	Pass
4**	7703.000	45.39	1.14	54.0	8.61	AV	31.00	200	Vertical	Pass
5	12252.438	52.53	1.08	74.0	21.47	Peak	280.00	100	Vertical	Pass
5**	12252.438	42.83	1.08	54.0	11.17	AV	280.00	100	Vertical	Pass
6	16093.987	54.49	1.67	74.0	19.51	Peak	156.00	100	Vertical	Pass
6**	16093.987	45.50	1.67	54.0	8.50	AV	156.00	100	Vertical	Pass

11ac40, U-NII-2C, 1 GHz to 18 GHz, Low Channel, ANT H

No.	Frequency (MHz)	Results (dBuV/m)	Factor (dB)	Limit (dBuV/m)	Margin (dB)	Detector	Table (Degree)	Height (cm)	Antenna	Verdict
1	1441.100	41.19	-16.69	74.0	32.81	Peak	294.00	300	Horizontal	Pass
1**	1441.100	29.50	-16.69	54.0	24.50	AV	294.00	300	Horizontal	Pass
2	3900.250	46.63	-6.06	74.0	27.37	Peak	29.00	300	Horizontal	Pass
2**	3900.250	36.62	-6.06	54.0	17.38	AV	29.00	300	Horizontal	Pass
3	5513.750	97.47	-3.11	--	--	Peak	29.00	200	Horizontal	N/A
3**	5513.750	89.95	-3.11	--	--	AV	29.00	200	Horizontal	N/A
4	7746.250	53.83	0.20	74.0	20.17	Peak	11.00	400	Horizontal	Pass
4**	7746.250	44.01	0.20	54.0	9.99	AV	11.00	400	Horizontal	Pass
5	11697.401	52.83	-0.56	74.0	21.17	Peak	1.00	200	Horizontal	Pass
5**	11697.401	43.77	-0.56	54.0	10.23	AV	1.00	200	Horizontal	Pass
6	16128.638	55.22	1.98	74.0	18.78	Peak	166.00	400	Horizontal	Pass
6**	16128.638	45.90	1.98	54.0	8.10	AV	166.00	400	Horizontal	Pass

11ac40, U-NII-2C, 1 GHz to 18 GHz, Low Channel, ANT V

No.	Frequency (MHz)	Results (dBuV/m)	Factor (dB)	Limit (dBuV/m)	Margin (dB)	Detector	Table (Degree)	Height (cm)	Antenna	Verdict
1	1438.200	39.04	-17.18	74.0	34.96	Peak	354.00	100	Vertical	Pass
1**	1438.200	28.99	-17.18	54.0	25.01	AV	354.00	100	Vertical	Pass
2	4320.750	47.12	-4.72	74.0	26.88	Peak	311.00	300	Vertical	Pass
2**	4320.750	38.25	-4.72	54.0	15.75	AV	311.00	300	Vertical	Pass
3	5505.000	91.20	-3.07	--	--	Peak	311.00	100	Vertical	N/A
3**	5505.000	81.40	-3.07	--	--	AV	311.00	100	Vertical	N/A
4	7686.000	53.78	1.48	74.0	20.22	Peak	81.00	200	Vertical	Pass
4**	7686.000	44.93	1.48	54.0	9.07	AV	81.00	200	Vertical	Pass
5	11784.563	52.73	-0.16	74.0	21.27	Peak	1.00	100	Vertical	Pass
5**	11784.563	42.69	-0.16	54.0	11.31	AV	1.00	100	Vertical	Pass
6	16122.075	55.02	1.93	74.0	18.98	Peak	301.00	300	Vertical	Pass
6**	16122.075	45.57	1.93	54.0	8.43	AV	301.00	300	Vertical	Pass

11ac40, U-NII-2C, 1 GHz to 18 GHz, Middle Channel, ANT H

No.	Frequency (MHz)	Results (dBuV/m)	Factor (dB)	Limit (dBuV/m)	Margin (dB)	Detector	Table (Degree)	Height (cm)	Antenna	Verdict
1	1439.900	40.76	-17.12	74.0	33.24	Peak	291.00	200	Horizontal	Pass
1**	1439.900	28.63	-17.12	54.0	25.37	AV	291.00	200	Horizontal	Pass
2	4260.250	48.01	-4.42	74.0	25.99	Peak	44.00	200	Horizontal	Pass
2**	4260.250	38.91	-4.42	54.0	15.09	AV	44.00	200	Horizontal	Pass
3	5592.500	100.76	-2.33	--	--	Peak	34.00	200	Horizontal	N/A
3**	5592.500	91.84	-2.33	--	--	AV	34.00	200	Horizontal	N/A
4	7708.000	53.58	1.69	74.0	20.42	Peak	32.00	400	Horizontal	Pass
4**	7708.000	44.54	1.69	54.0	9.46	AV	32.00	400	Horizontal	Pass
5	11860.088	52.79	-0.70	74.0	21.21	Peak	140.00	100	Horizontal	Pass
5**	11860.088	41.73	-0.70	54.0	12.27	AV	140.00	100	Horizontal	Pass
6	15909.450	54.83	1.86	74.0	19.17	Peak	215.00	200	Horizontal	Pass
6**	15909.450	45.90	1.86	54.0	8.10	AV	215.00	200	Horizontal	Pass

11ac40, U-NII-2C, 1 GHz to 18 GHz, Middle Channel, ANT V

No.	Frequency (MHz)	Results (dBuV/m)	Factor (dB)	Limit (dBuV/m)	Margin (dB)	Detector	Table (Degree)	Height (cm)	Antenna	Verdict
1	1616.100	38.25	-16.75	74.0	35.75	Peak	8.00	100	Vertical	Pass
1**	1616.100	28.95	-16.75	54.0	25.05	AV	8.00	100	Vertical	Pass
2	4043.250	46.99	-5.52	74.0	27.01	Peak	21.00	100	Vertical	Pass
2**	4043.250	38.34	-5.52	54.0	15.66	AV	21.00	100	Vertical	Pass
3	5598.750	91.48	-2.26	--	--	Peak	215.00	200	Vertical	N/A
3**	5598.750	83.44	-2.26	--	--	AV	215.00	200	Vertical	N/A
4	7583.750	53.14	1.16	74.0	20.86	Peak	122.00	300	Vertical	Pass
4**	7583.750	44.28	1.16	54.0	9.72	AV	122.00	300	Vertical	Pass
5	12268.588	52.32	0.90	74.0	21.68	Peak	1.00	150	Vertical	Pass
5**	12268.588	43.06	0.90	54.0	10.94	AV	1.00	150	Vertical	Pass
6	16120.500	54.87	1.92	74.0	19.13	Peak	47.00	400	Vertical	Pass
6**	16120.500	45.52	1.92	54.0	8.48	AV	47.00	400	Vertical	Pass

11ac40, U-NII-2C, 1 GHz to 18 GHz, High Channel, ANT H

No.	Frequency (MHz)	Results (dBuV/m)	Factor (dB)	Limit (dBuV/m)	Margin (dB)	Detector	Table (Degree)	Height (cm)	Antenna	Verdict
1	1442.000	42.22	-16.92	74.0	31.78	Peak	291.00	200	Horizontal	Pass
1**	1442.000	31.43	-16.92	54.0	22.57	AV	291.00	200	Horizontal	Pass
2	4286.500	46.84	-4.62	74.0	27.16	Peak	249.00	200	Horizontal	Pass
2**	4286.500	38.16	-4.62	54.0	15.84	AV	249.00	200	Horizontal	Pass
3	5661.500	100.83	-2.36	--	--	Peak	34.00	100	Horizontal	N/A
3**	5661.500	92.83	-2.36	--	--	AV	34.00	100	Horizontal	N/A
4	7486.000	53.49	1.41	74.0	20.51	Peak	3.00	300	Horizontal	Pass
4**	7486.000	44.35	1.41	54.0	9.65	AV	3.00	300	Horizontal	Pass
5	11260.162	52.58	-0.97	74.0	21.42	Peak	179.00	150	Horizontal	Pass
5**	11260.162	42.43	-0.97	54.0	11.57	AV	179.00	150	Horizontal	Pass
6	15686.325	54.91	1.75	74.0	19.09	Peak	348.00	400	Horizontal	Pass
6**	15686.325	44.16	1.75	54.0	9.84	AV	348.00	400	Horizontal	Pass

11ac40, U-NII-2C, 1 GHz to 18 GHz, High Channel, ANT V

No.	Frequency (MHz)	Results (dBuV/m)	Factor (dB)	Limit (dBuV/m)	Margin (dB)	Detector	Table (Degree)	Height (cm)	Antenna	Verdict
1	1442.200	38.46	-16.75	74.0	35.54	Peak	320.00	400	Vertical	Pass
1**	1442.200	29.04	-16.75	54.0	24.96	AV	320.00	400	Vertical	Pass
2	4246.000	47.29	-4.48	74.0	26.71	Peak	30.00	400	Vertical	Pass
2**	4246.000	37.74	-4.48	54.0	16.26	AV	30.00	400	Vertical	Pass
3	5672.250	93.27	-2.74	--	--	Peak	218.00	200	Vertical	N/A
3**	5672.250	85.20	-2.74	--	--	AV	218.00	200	Vertical	N/A
4	7712.750	53.21	1.76	74.0	20.79	Peak	280.00	100	Vertical	Pass
4**	7712.750	44.28	1.76	54.0	9.72	AV	280.00	100	Vertical	Pass
5	11753.213	52.75	-0.19	74.0	21.25	Peak	177.00	100	Vertical	Pass
5**	11753.213	43.31	-0.19	54.0	10.69	AV	177.00	100	Vertical	Pass
6	16116.825	54.52	1.89	74.0	19.48	Peak	41.00	300	Vertical	Pass
6**	16116.825	45.45	1.89	54.0	8.55	AV	41.00	300	Vertical	Pass

11ac80, U-NII-2C, 1 GHz to 18 GHz, Low Channel, ANT H

No.	Frequency (MHz)	Results (dBuV/m)	Factor (dB)	Limit (dBuV/m)	Margin (dB)	Detector	Table (Degree)	Height (cm)	Antenna	Verdict
1	1440.100	41.09	-17.08	74.0	32.91	Peak	275.00	400	Horizontal	Pass
1**	1440.100	30.24	-17.08	54.0	23.76	AV	275.00	400	Horizontal	Pass
2	4383.250	47.06	-5.06	74.0	26.94	Peak	280.00	400	Horizontal	Pass
2**	4383.250	38.05	-5.06	54.0	15.95	AV	280.00	400	Horizontal	Pass
3	5537.250	93.92	-2.53	--	--	Peak	32.00	200	Horizontal	N/A
3**	5537.250	85.41	-2.53	--	--	AV	32.00	200	Horizontal	N/A
4	7418.250	53.57	1.02	74.0	20.43	Peak	94.00	100	Horizontal	Pass
4**	7418.250	44.51	1.02	54.0	9.49	AV	94.00	100	Horizontal	Pass
5	12236.526	52.90	0.92	74.0	21.10	Peak	174.00	150	Horizontal	Pass
5**	12236.526	43.67	0.92	54.0	10.33	AV	174.00	150	Horizontal	Pass
6	16097.401	54.47	1.72	74.0	19.53	Peak	91.00	100	Horizontal	Pass
6**	16097.401	45.14	1.72	54.0	8.86	AV	91.00	100	Horizontal	Pass

11ac80, U-NII-2C, 1 GHz to 18 GHz, Low Channel, ANT V

No.	Frequency (MHz)	Results (dBuV/m)	Factor (dB)	Limit (dBuV/m)	Margin (dB)	Detector	Table (Degree)	Height (cm)	Antenna	Verdict
1	1438.300	38.85	-17.13	74.0	35.15	Peak	358.00	400	Vertical	Pass
1**	1438.300	29.98	-17.13	54.0	24.02	AV	358.00	400	Vertical	Pass
2	4310.500	46.75	-5.67	74.0	27.25	Peak	41.00	400	Vertical	Pass
2**	4310.500	37.09	-5.67	54.0	16.91	AV	41.00	400	Vertical	Pass
3	5528.500	86.21	-2.69	--	--	Peak	309.00	150	Vertical	N/A
3**	5528.500	77.53	-2.69	--	--	AV	309.00	150	Vertical	N/A
4	7358.750	54.00	0.94	74.0	20.00	Peak	41.00	300	Vertical	Pass
4**	7358.750	43.90	0.94	54.0	10.10	AV	41.00	300	Vertical	Pass
5	12212.537	52.80	0.58	74.0	21.20	Peak	249.00	100	Vertical	Pass
5**	12212.537	42.79	0.58	54.0	11.21	AV	249.00	100	Vertical	Pass
6	16093.200	54.62	1.66	74.0	19.38	Peak	78.00	100	Vertical	Pass
6**	16093.200	45.53	1.66	54.0	8.47	AV	78.00	100	Vertical	Pass

11ac80, U-NII-2C, 1 GHz to 18 GHz, High Channel, ANT H

No.	Frequency (MHz)	Results (dBuV/m)	Factor (dB)	Limit (dBuV/m)	Margin (dB)	Detector	Table (Degree)	Height (cm)	Antenna	Verdict
1	1442.100	42.42	-16.84	74.0	31.58	Peak	293.00	400	Horizontal	Pass
1**	1442.100	30.21	-16.84	54.0	23.79	AV	293.00	400	Horizontal	Pass
2	4330.250	47.06	-5.20	74.0	26.94	Peak	111.00	400	Horizontal	Pass
2**	4330.250	36.87	-5.20	54.0	17.13	AV	111.00	400	Horizontal	Pass
3	5600.500	96.50	-2.24	--	--	Peak	34.00	100	Horizontal	N/A
3**	5600.500	86.67	-2.24	--	--	AV	34.00	100	Horizontal	N/A
4	7689.250	53.83	1.23	74.0	20.17	Peak	31.00	300	Horizontal	Pass
4**	7689.250	44.23	1.23	54.0	9.77	AV	31.00	300	Horizontal	Pass
5	11762.713	53.06	-0.18	74.0	20.94	Peak	145.00	150	Horizontal	Pass
5**	11762.713	43.51	-0.18	54.0	10.49	AV	145.00	150	Horizontal	Pass
6	16137.037	54.24	2.05	74.0	19.76	Peak	151.00	200	Horizontal	Pass
6**	16137.037	45.58	2.05	54.0	8.42	AV	151.00	200	Horizontal	Pass

11ac80, U-NII-2C, 1 GHz to 18 GHz, High Channel, ANT V

No.	Frequency (MHz)	Results (dBuV/m)	Factor (dB)	Limit (dBuV/m)	Margin (dB)	Detector	Table (Degree)	Height (cm)	Antenna	Verdict
1	1440.100	43.43	-17.08	74.0	30.57	Peak	345.00	100	Vertical	Pass
1**	1440.100	29.93	-17.08	54.0	24.07	AV	345.00	100	Vertical	Pass
2	4125.500	46.95	-5.56	74.0	27.05	Peak	81.00	200	Vertical	Pass
2**	4125.500	37.20	-5.56	54.0	16.80	AV	81.00	200	Vertical	Pass
3	5599.750	89.14	-2.38	--	--	Peak	311.00	200	Vertical	N/A
3**	5599.750	79.90	-2.38	--	--	AV	311.00	200	Vertical	N/A
4	7685.750	53.39	1.54	74.0	20.61	Peak	111.00	300	Vertical	Pass
4**	7685.750	45.13	1.54	54.0	8.87	AV	11.00	300	Vertical	Pass
5	11785.513	52.85	-0.16	74.0	21.15	Peak	1.00	200	Vertical	Pass
5**	11785.513	42.99	-0.16	54.0	11.01	AV	1.00	200	Vertical	Pass
6	15659.025	54.89	2.04	74.0	19.11	Peak	203.00	300	Vertical	Pass
6**	15659.025	45.21	2.04	54.0	8.79	AV	203.00	300	Vertical	Pass

11a, U-NII-3, 1 GHz to 18 GHz, Low Channel, ANT H

No.	Frequency (MHz)	Results (dBuV/m)	Factor (dB)	Limit (dBuV/m)	Margin (dB)	Detector	Table (Degree)	Height (cm)	Antenna	Verdict
1	1441.700	41.74	-16.99	74.0	32.26	Peak	293.00	300	Horizontal	Pass
1**	1441.700	30.71	-16.99	54.0	23.29	AV	293.00	300	Horizontal	Pass
2	4270.750	46.88	-5.00	74.0	27.12	Peak	301.00	100	Horizontal	Pass
2**	4270.750	37.61	-5.00	54.0	16.39	AV	301.00	100	Horizontal	Pass
3	5746.000	103.23	-2.00	--	--	Peak	1.00	100	Horizontal	N/A
3**	5746.000	95.58	-2.00	--	--	AV	1.00	100	Horizontal	N/A
4	7712.500	53.59	1.73	74.0	20.41	Peak	2.00	100	Horizontal	Pass
4**	7712.500	44.94	1.73	54.0	9.06	AV	2.00	100	Horizontal	Pass
5	11758.200	52.52	-0.19	74.0	21.48	Peak	244.00	150	Horizontal	Pass
5**	11758.200	43.34	-0.19	54.0	10.66	AV	244.00	150	Horizontal	Pass
6	15917.587	54.42	1.72	74.0	19.58	Peak	332.00	200	Horizontal	Pass
6**	15917.587	45.30	1.72	54.0	8.70	AV	332.00	200	Horizontal	Pass

11a, U-NII-3, 1 GHz to 18 GHz, Low Channel, ANT V

No.	Frequency (MHz)	Results (dBuV/m)	Factor (dB)	Limit (dBuV/m)	Margin (dB)	Detector	Table (Degree)	Height (cm)	Antenna	Verdict
1	1437.000	39.06	-17.06	74.0	34.94	Peak	6.00	400	Vertical	Pass
1**	1437.000	29.17	-17.06	54.0	24.83	AV	6.00	400	Vertical	Pass
2	4286.500	46.86	-4.62	74.0	27.14	Peak	154.00	400	Vertical	Pass
2**	4286.500	38.11	-4.62	54.0	15.89	AV	154.00	400	Vertical	Pass
3	5746.500	95.36	-2.01	--	--	Peak	309.00	150	Vertical	N/A
3**	5746.500	88.31	-2.01	--	--	AV	309.00	150	Vertical	N/A
4	7712.250	53.85	1.81	74.0	20.15	Peak	3.00	300	Vertical	Pass
4**	7712.250	44.21	1.81	54.0	9.79	AV	3.00	300	Vertical	Pass
5	11765.325	53.60	-0.18	74.0	20.40	Peak	2.00	150	Vertical	Pass
5**	11765.325	43.30	-0.18	54.0	10.70	AV	2.00	150	Vertical	Pass
6	15381.300	54.34	2.75	74.0	19.66	Peak	161.00	100	Vertical	Pass
6**	15381.300	45.04	2.75	54.0	8.96	AV	161.00	100	Vertical	Pass

11a, U-NII-3, 1 GHz to 18 GHz, Middle Channel, ANT H

No.	Frequency (MHz)	Results (dBuV/m)	Factor (dB)	Limit (dBuV/m)	Margin (dB)	Detector	Table (Degree)	Height (cm)	Antenna	Verdict
1	1437.700	41.72	-17.14	74.0	32.28	Peak	293.00	200	Horizontal	Pass
1**	1437.700	28.83	-17.14	54.0	25.17	AV	293.00	200	Horizontal	Pass
2	4279.000	46.93	-4.67	74.0	27.07	Peak	280.00	200	Horizontal	Pass
2**	4279.000	38.02	-4.67	54.0	15.98	AV	280.00	200	Horizontal	Pass
3	5786.000	102.23	-2.41	--	--	Peak	32.00	150	Horizontal	N/A
3**	5786.000	94.69	-2.41	--	--	AV	32.00	150	Horizontal	N/A
4	7425.750	54.46	1.30	74.0	19.54	Peak	111.00	300	Horizontal	Pass
4**	7425.750	44.67	1.30	54.0	9.33	AV	111.00	300	Horizontal	Pass
5	11754.162	53.42	-0.19	74.0	20.58	Peak	96.00	200	Horizontal	Pass
5**	11754.162	44.00	-0.19	54.0	10.00	AV	96.00	200	Horizontal	Pass
6	15882.675	55.12	1.89	74.0	18.88	Peak	249.00	100	Horizontal	Pass
6**	15882.675	45.89	1.89	54.0	8.11	AV	249.00	100	Horizontal	Pass

11a, U-NII-3, 1 GHz to 18 GHz, Middle Channel, ANT V

No.	Frequency (MHz)	Results (dBuV/m)	Factor (dB)	Limit (dBuV/m)	Margin (dB)	Detector	Table (Degree)	Height (cm)	Antenna	Verdict
1	1441.000	39.23	-16.63	74.0	34.77	Peak	2.00	200	Vertical	Pass
1**	1441.000	29.61	-16.63	54.0	24.39	AV	2.00	200	Vertical	Pass
2	4350.500	46.45	-4.54	74.0	27.55	Peak	331.00	200	Vertical	Pass
2**	4350.500	37.35	-4.54	54.0	16.65	AV	331.00	200	Vertical	Pass
3	5786.000	93.31	-2.41	--	--	Peak	216.00	200	Vertical	N/A
3**	5786.000	85.42	-2.41	--	--	AV	216.00	200	Vertical	N/A
4	7685.000	53.23	0.95	74.0	20.77	Peak	153.00	200	Vertical	Pass
4**	7685.000	44.25	0.95	54.0	9.75	AV	153.00	200	Vertical	Pass
5	12210.875	52.90	0.56	74.0	21.10	Peak	239.00	200	Vertical	Pass
5**	12210.875	43.24	0.56	54.0	10.76	AV	239.00	200	Vertical	Pass
6	16108.951	55.15	1.82	74.0	18.85	Peak	311.00	100	Vertical	Pass
6**	16108.951	46.16	1.82	54.0	7.84	AV	311.00	100	Vertical	Pass

11a, U-NII-3, 1 GHz to 18 GHz, High Channel, ANT H

No.	Frequency (MHz)	Results (dBuV/m)	Factor (dB)	Limit (dBuV/m)	Margin (dB)	Detector	Table (Degree)	Height (cm)	Antenna	Verdict
1	1441.700	41.78	-16.99	74.0	32.22	Peak	296.00	200	Horizontal	Pass
1**	1441.700	29.89	-16.99	54.0	24.11	AV	296.00	200	Horizontal	Pass
2	4241.250	47.67	-4.72	74.0	26.33	Peak	65.00	200	Horizontal	Pass
2**	4241.250	37.14	-4.72	54.0	16.86	AV	65.00	200	Horizontal	Pass
3	5822.000	100.49	-2.40	--	--	Peak	34.00	200	Horizontal	N/A
3**	5822.000	92.02	-2.40	--	--	AV	34.00	200	Horizontal	N/A
4	7744.750	53.16	0.06	74.0	20.84	Peak	201.00	200	Horizontal	Pass
4**	7744.750	43.36	0.06	54.0	10.64	AV	201.00	200	Horizontal	Pass
5	11724.237	52.57	-0.36	74.0	21.43	Peak	210.00	150	Horizontal	Pass
5**	11724.237	43.17	-0.36	54.0	10.83	AV	210.00	150	Horizontal	Pass
6	16137.562	55.17	2.05	74.0	18.83	Peak	192.00	100	Horizontal	Pass
6**	16137.562	45.74	2.05	54.0	8.26	AV	192.00	100	Horizontal	Pass

11a, U-NII-3, 1 GHz to 18 GHz, High Channel, ANT V

No.	Frequency (MHz)	Results (dBuV/m)	Factor (dB)	Limit (dBuV/m)	Margin (dB)	Detector	Table (Degree)	Height (cm)	Antenna	Verdict
1	1442.200	38.74	-16.75	74.0	35.26	Peak	351.00	100	Vertical	Pass
1**	1442.200	29.71	-16.75	54.0	24.29	AV	351.00	100	Vertical	Pass
2	4242.250	47.04	-4.74	74.0	26.96	Peak	187.00	300	Vertical	Pass
2**	4242.250	37.24	-4.74	54.0	16.76	AV	187.00	300	Vertical	Pass
3	5826.250	92.97	-2.69	--	--	Peak	156.00	200	Vertical	N/A
3**	5826.250	85.04	-2.69	--	--	AV	156.00	200	Vertical	N/A
4	7712.500	54.24	1.73	74.0	19.76	Peak	187.00	100	Vertical	Pass
4**	7712.500	44.61	1.73	54.0	9.39	AV	187.00	100	Vertical	Pass
5	11762.713	52.52	-0.18	74.0	21.48	Peak	272.00	150	Vertical	Pass
5**	11762.713	42.99	-0.18	54.0	11.01	AV	272.00	150	Vertical	Pass
6	15887.925	54.71	1.93	74.0	19.29	Peak	314.00	200	Vertical	Pass
6**	15887.925	46.46	1.93	54.0	7.54	AV	314.00	200	Vertical	Pass

11n20, U-NII-3, 1 GHz to 18 GHz, Low Channel, ANT H

No.	Frequency (MHz)	Results (dBuV/m)	Factor (dB)	Limit (dBuV/m)	Margin (dB)	Detector	Table (Degree)	Height (cm)	Antenna	Verdict
1	1441.400	40.94	-16.85	74.0	33.06	Peak	291.00	200	Horizontal	Pass
1**	1441.400	30.60	-16.85	54.0	23.40	AV	291.00	200	Horizontal	Pass
2	4368.750	47.33	-4.97	74.0	26.67	Peak	1.00	400	Horizontal	Pass
2**	4368.750	37.49	-4.97	54.0	16.51	AV	1.00	400	Horizontal	Pass
3	5746.250	103.09	-1.99	--	--	Peak	32.00	100	Horizontal	N/A
3**	5746.250	96.39	-1.99	--	--	AV	32.00	100	Horizontal	N/A
4	7675.000	54.31	0.73	74.0	19.69	Peak	1.00	200	Horizontal	Pass
4**	7675.000	43.64	0.73	54.0	10.36	AV	1.00	200	Horizontal	Pass
5	12221.563	53.51	0.71	74.0	20.49	Peak	62.00	200	Horizontal	Pass
5**	12221.563	43.27	0.71	54.0	10.73	AV	62.00	200	Horizontal	Pass
6	15934.913	54.55	1.42	74.0	19.45	Peak	177.00	100	Horizontal	Pass
6**	15934.913	46.09	1.42	54.0	7.91	AV	177.00	100	Horizontal	Pass

11n20, U-NII-3, 1 GHz to 18 GHz, Low Channel, ANT V

No.	Frequency (MHz)	Results (dBuV/m)	Factor (dB)	Limit (dBuV/m)	Margin (dB)	Detector	Table (Degree)	Height (cm)	Antenna	Verdict
1	1605.600	38.42	-16.87	74.0	35.58	Peak	78.00	200	Vertical	Pass
1**	1605.600	29.08	-16.87	54.0	24.92	AV	78.00	200	Vertical	Pass
2	4302.500	47.45	-5.07	74.0	26.55	Peak	3.00	100	Vertical	Pass
2**	4302.500	37.98	-5.07	54.0	16.02	AV	3.00	100	Vertical	Pass
3	5746.250	94.75	-1.99	--	--	Peak	218.00	100	Vertical	N/A
3**	5746.250	87.01	-1.99	--	--	AV	218.00	100	Vertical	N/A
4	7410.750	54.04	0.86	74.0	19.96	Peak	6.00	200	Vertical	Pass
4**	7410.750	44.68	0.86	54.0	9.32	AV	6.00	200	Vertical	Pass
5	11761.287	52.49	-0.18	74.0	21.51	Peak	1.00	100	Vertical	Pass
5**	11761.287	43.37	-0.18	54.0	10.63	AV	1.00	100	Vertical	Pass
6	15677.924	54.59	1.84	74.0	19.41	Peak	348.00	300	Vertical	Pass
6**	15677.924	44.49	1.84	54.0	9.51	AV	348.00	300	Vertical	Pass

11n20, U-NII-3, 1 GHz to 18 GHz, Middle Channel, ANT H

No.	Frequency (MHz)	Results (dBuV/m)	Factor (dB)	Limit (dBuV/m)	Margin (dB)	Detector	Table (Degree)	Height (cm)	Antenna	Verdict
1	1442.200	41.49	-16.75	74.0	32.51	Peak	291.00	200	Horizontal	Pass
1**	1442.200	30.66	-16.75	54.0	23.34	AV	291.00	200	Horizontal	Pass
2	4200.500	48.50	-5.32	74.0	25.50	Peak	216.00	100	Horizontal	Pass
2**	4200.500	37.29	-5.32	54.0	16.71	AV	216.00	100	Horizontal	Pass
3	5785.750	101.81	-2.68	--	--	Peak	2.00	100	Horizontal	N/A
3**	5785.750	93.85	-2.68	--	--	AV	2.00	100	Horizontal	N/A
4	7707.500	53.91	1.49	74.0	20.09	Peak	31.00	300	Horizontal	Pass
4**	7707.500	44.60	1.49	54.0	9.40	AV	31.00	300	Horizontal	Pass
5	11760.099	52.81	-0.19	74.0	21.19	Peak	2.00	100	Horizontal	Pass
5**	11760.099	43.56	-0.19	54.0	10.44	AV	2.00	100	Horizontal	Pass
6	16116.563	54.56	1.88	74.0	19.44	Peak	50.00	300	Horizontal	Pass
6**	16116.563	45.22	1.88	54.0	8.78	AV	50.00	300	Horizontal	Pass

11n20, U-NII-3, 1 GHz to 18 GHz, Middle Channel, ANT V

No.	Frequency (MHz)	Results (dBuV/m)	Factor (dB)	Limit (dBuV/m)	Margin (dB)	Detector	Table (Degree)	Height (cm)	Antenna	Verdict
1	1453.400	38.15	-16.92	74.0	35.85	Peak	37.00	400	Vertical	Pass
1**	1453.400	28.94	-16.92	54.0	25.06	AV	37.00	400	Vertical	Pass
2	4255.000	47.02	-4.05	74.0	26.98	Peak	31.00	100	Vertical	Pass
2**	4255.000	38.67	-4.05	54.0	15.33	AV	31.00	100	Vertical	Pass
3	5785.750	92.83	-2.68	--	--	Peak	218.00	150	Vertical	N/A
3**	5785.750	85.57	-2.68	--	--	AV	218.00	150	Vertical	N/A
4	7492.500	53.57	1.22	74.0	20.43	Peak	311.00	300	Vertical	Pass
4**	7492.500	44.46	1.22	54.0	9.54	AV	311.00	300	Vertical	Pass
5	11804.987	53.35	-0.20	74.0	20.65	Peak	252.00	200	Vertical	Pass
5**	11804.987	43.66	-0.20	54.0	10.34	AV	252.00	200	Vertical	Pass
6	16112.362	55.34	1.85	74.0	18.66	Peak	81.00	400	Vertical	Pass
6**	16112.362	45.78	1.85	54.0	8.22	AV	81.00	400	Vertical	Pass

11n20, U-NII-3, 1 GHz to 18 GHz, High Channel, ANT H

No.	Frequency (MHz)	Results (dBuV/m)	Factor (dB)	Limit (dBuV/m)	Margin (dB)	Detector	Table (Degree)	Height (cm)	Antenna	Verdict
1	1440.100	46.03	-17.08	74.0	27.97	Peak	263.00	300	Horizontal	Pass
1**	1440.100	29.95	-17.08	54.0	24.05	AV	263.00	300	Horizontal	Pass
2	4271.750	46.95	-5.07	74.0	27.05	Peak	32.00	300	Horizontal	Pass
2**	4271.750	37.75	-5.07	54.0	16.25	AV	32.00	300	Horizontal	Pass
3	5825.750	100.31	-2.64	--	--	Peak	31.00	200	Horizontal	N/A
3**	5825.750	92.10	-2.64	--	--	AV	31.00	200	Horizontal	N/A
4	7658.000	54.04	1.41	74.0	19.96	Peak	218.00	400	Horizontal	Pass
4**	7658.000	44.17	1.41	54.0	9.83	AV	218.00	400	Horizontal	Pass
5	11778.625	53.95	-0.17	74.0	20.05	Peak	70.00	200	Horizontal	Pass
5**	11778.625	44.11	-0.17	54.0	9.89	AV	70.00	200	Horizontal	Pass
6	16134.412	55.25	2.03	74.0	18.75	Peak	288.00	100	Horizontal	Pass
6**	16134.412	45.39	2.03	54.0	8.61	AV	288.00	100	Horizontal	Pass

11n20, U-NII-3, 1 GHz to 18 GHz, High Channel, ANT V

No.	Frequency (MHz)	Results (dBuV/m)	Factor (dB)	Limit (dBuV/m)	Margin (dB)	Detector	Table (Degree)	Height (cm)	Antenna	Verdict
1	1497.500	38.51	-16.89	74.0	35.49	Peak	301.00	200	Vertical	Pass
1**	1497.500	28.48	-16.89	54.0	25.52	AV	301.00	200	Vertical	Pass
2	4162.750	47.00	-5.53	74.0	27.00	Peak	31.00	200	Vertical	Pass
2**	4162.750	37.07	-5.53	54.0	16.93	AV	31.00	200	Vertical	Pass
3	5826.000	92.29	-2.58	--	--	Peak	218.00	200	Vertical	N/A
3**	5826.000	85.29	-2.58	--	--	AV	218.00	200	Vertical	N/A
4	7696.500	54.21	1.22	74.0	19.79	Peak	94.00	200	Vertical	Pass
4**	7696.500	45.54	1.22	54.0	8.46	AV	94.00	200	Vertical	Pass
5	12259.562	52.95	1.00	74.0	21.05	Peak	93.00	100	Vertical	Pass
5**	12259.562	43.23	1.00	54.0	10.77	AV	93.00	100	Vertical	Pass
6	16093.987	54.72	1.67	74.0	19.28	Peak	42.00	200	Vertical	Pass
6**	16093.987	45.58	1.67	54.0	8.42	AV	42.00	200	Vertical	Pass

11n40, U-NII-3, 1 GHz to 18 GHz, Low Channel, ANT H

No.	Frequency (MHz)	Results (dBuV/m)	Factor (dB)	Limit (dBuV/m)	Margin (dB)	Detector	Table (Degree)	Height (cm)	Antenna	Verdict
1	1440.500	41.70	-16.99	74.0	32.30	Peak	268.00	300	Horizontal	Pass
1**	1440.500	30.76	-16.99	54.0	23.24	AV	268.00	300	Horizontal	Pass
2	4255.000	47.11	-4.05	74.0	26.89	Peak	280.00	100	Horizontal	Pass
2**	4255.000	38.13	-4.05	54.0	15.87	AV	280.00	100	Horizontal	Pass
3	5758.500	98.52	-2.07	--	--	Peak	0.00	150	Horizontal	N/A
3**	5758.500	90.39	-2.07	--	--	AV	0.00	150	Horizontal	N/A
4	7704.750	53.89	2.00	74.0	20.11	Peak	3.00	100	Horizontal	Pass
4**	7704.750	45.11	2.00	54.0	8.89	AV	3.00	100	Horizontal	Pass
5	11801.425	52.21	-0.16	74.0	21.79	Peak	2.00	100	Horizontal	Pass
5**	11801.425	44.13	-0.16	54.0	9.87	AV	2.00	100	Horizontal	Pass
6	16141.763	54.79	2.09	74.0	19.21	Peak	211.00	300	Horizontal	Pass
6**	16141.763	45.27	2.09	54.0	8.73	AV	211.00	300	Horizontal	Pass

11n40, U-NII-3, 1 GHz to 18 GHz, Low Channel, ANT V

No.	Frequency (MHz)	Results (dBuV/m)	Factor (dB)	Limit (dBuV/m)	Margin (dB)	Detector	Table (Degree)	Height (cm)	Antenna	Verdict
1	1603.500	38.65	-16.89	74.0	35.35	Peak	164.00	100	Vertical	Pass
1**	1603.500	29.20	-16.89	54.0	24.80	AV	164.00	100	Vertical	Pass
2	4331.750	46.89	-4.61	74.0	27.11	Peak	249.00	200	Vertical	Pass
2**	4331.750	38.16	-4.61	54.0	15.84	AV	249.00	200	Vertical	Pass
3	5751.500	90.41	-2.10	--	--	Peak	215.00	100	Vertical	N/A
3**	5751.500	83.08	-2.10	--	--	AV	215.00	100	Vertical	N/A
4	7700.750	53.84	0.97	74.0	20.16	Peak	3.00	300	Vertical	Pass
4**	7700.750	43.88	0.97	54.0	10.12	AV	3.00	300	Vertical	Pass
5	11799.287	52.82	-0.15	74.0	21.18	Peak	70.00	100	Vertical	Pass
5**	11799.287	43.51	-0.15	54.0	10.49	AV	70.00	100	Vertical	Pass
6	16123.912	54.84	1.94	74.0	19.16	Peak	41.00	200	Vertical	Pass
6**	16123.912	46.58	1.94	54.0	7.42	AV	41.00	200	Vertical	Pass

11n40, U-NII-3, 1 GHz to 18 GHz, High Channel, ANT H

No.	Frequency (MHz)	Results (dBuV/m)	Factor (dB)	Limit (dBuV/m)	Margin (dB)	Detector	Table (Degree)	Height (cm)	Antenna	Verdict
1	1441.000	41.66	-16.63	74.0	32.34	Peak	322.00	100	Horizontal	Pass
1**	1441.000	30.78	-16.63	54.0	23.22	AV	322.00	100	Horizontal	Pass
2	4314.250	46.90	-4.88	74.0	27.10	Peak	153.00	300	Horizontal	Pass
2**	4314.250	37.99	-4.88	54.0	16.01	AV	153.00	300	Horizontal	Pass
3	5796.500	98.43	-2.26	--	--	Peak	29.00	150	Horizontal	N/A
3**	5796.500	90.08	-2.26	--	--	AV	29.00	150	Horizontal	N/A
4	7420.250	53.36	1.47	74.0	20.64	Peak	31.00	100	Horizontal	Pass
4**	7420.250	44.99	1.47	54.0	9.01	AV	31.00	100	Horizontal	Pass
5	11725.425	52.86	-0.35	74.0	21.14	Peak	33.00	150	Horizontal	Pass
5**	11725.425	42.56	-0.35	54.0	11.44	AV	33.00	150	Horizontal	Pass
6	16114.725	54.53	1.87	74.0	19.47	Peak	71.00	400	Horizontal	Pass
6**	16114.725	46.08	1.87	54.0	7.92	AV	71.00	400	Horizontal	Pass

11n40, U-NII-3, 1 GHz to 18 GHz, High Channel, ANT V

No.	Frequency (MHz)	Results (dBuV/m)	Factor (dB)	Limit (dBuV/m)	Margin (dB)	Detector	Table (Degree)	Height (cm)	Antenna	Verdict
1	1442.900	38.17	-16.91	74.0	35.83	Peak	252.00	300	Vertical	Pass
1**	1442.900	29.08	-16.91	54.0	24.92	AV	252.00	300	Vertical	Pass
2	4260.750	47.27	-4.40	74.0	26.73	Peak	71.00	100	Vertical	Pass
2**	4260.750	37.76	-4.40	54.0	16.24	AV	71.00	100	Vertical	Pass
3	5799.000	88.54	-2.09	--	--	Peak	190.00	200	Vertical	N/A
3**	5799.000	81.33	-2.09	--	--	AV	190.00	200	Vertical	N/A
4	7427.000	53.60	1.25	74.0	20.40	Peak	311.00	200	Vertical	Pass
4**	7427.000	44.34	1.25	54.0	9.66	AV	311.00	200	Vertical	Pass
5	11801.662	52.54	-0.16	74.0	21.46	Peak	81.00	200	Vertical	Pass
5**	11801.662	44.35	-0.16	54.0	9.65	AV	81.00	200	Vertical	Pass
6	15939.375	54.40	1.34	74.0	19.60	Peak	109.00	400	Vertical	Pass
6**	15939.375	45.13	1.34	54.0	8.87	AV	109.00	400	Vertical	Pass

11ac20, U-NII-3, 1 GHz to 18 GHz, Low Channel, ANT H

No.	Frequency (MHz)	Results (dBuV/m)	Factor (dB)	Limit (dBuV/m)	Margin (dB)	Detector	Table (Degree)	Height (cm)	Antenna	Verdict
1	1440.200	48.24	-17.05	74.0	25.76	Peak	293.00	100	Horizontal	Pass
1**	1440.200	31.18	-17.05	54.0	22.82	AV	293.00	100	Horizontal	Pass
2	4239.500	47.03	-5.02	74.0	26.97	Peak	31.00	200	Horizontal	Pass
2**	4239.500	38.16	-5.02	54.0	15.84	AV	31.00	200	Horizontal	Pass
3	5746.000	102.56	-2.00	--	--	Peak	32.00	150	Horizontal	N/A
3**	5746.000	95.24	-2.00	--	--	AV	32.00	150	Horizontal	N/A
4	7584.500	53.61	0.89	74.0	20.39	Peak	1.00	100	Horizontal	Pass
4**	7584.500	43.06	0.89	54.0	10.94	AV	1.00	100	Horizontal	Pass
5	12256.238	53.44	1.04	74.0	20.56	Peak	1.00	150	Horizontal	Pass
5**	12256.238	43.61	1.04	54.0	10.39	AV	1.00	150	Horizontal	Pass
6	16143.863	54.91	2.10	74.0	19.09	Peak	213.00	400	Horizontal	Pass
6**	16143.863	45.32	2.10	54.0	8.68	AV	213.00	400	Horizontal	Pass

11ac20, U-NII-3, 1 GHz to 18 GHz, Low Channel, ANT V

No.	Frequency (MHz)	Results (dBuV/m)	Factor (dB)	Limit (dBuV/m)	Margin (dB)	Detector	Table (Degree)	Height (cm)	Antenna	Verdict
1	1621.200	38.60	-16.76	74.0	35.40	Peak	6.00	300	Vertical	Pass
1**	1621.200	29.14	-16.76	54.0	24.86	AV	6.00	300	Vertical	Pass
2	4023.250	47.18	-5.94	74.0	26.82	Peak	156.00	100	Vertical	Pass
2**	4023.250	37.56	-5.94	54.0	16.44	AV	156.00	100	Vertical	Pass
3	5741.250	94.74	-2.20	--	--	Peak	311.00	150	Vertical	N/A
3**	5741.250	86.74	-2.20	--	--	AV	311.00	150	Vertical	N/A
4	7716.500	54.00	1.23	74.0	20.00	Peak	94.00	400	Vertical	Pass
4**	7716.500	44.40	1.23	54.0	9.60	AV	94.00	400	Vertical	Pass
5	11693.838	53.60	-0.62	74.0	20.40	Peak	73.00	150	Vertical	Pass
5**	11693.838	42.88	-0.62	54.0	11.12	AV	73.00	150	Vertical	Pass
6	16111.313	54.96	1.84	74.0	19.04	Peak	345.00	300	Vertical	Pass
6**	16111.313	45.68	1.84	54.0	8.32	AV	345.00	300	Vertical	Pass

11ac20, U-NII-3, 1 GHz to 18 GHz, Middle Channel, ANT H

No.	Frequency (MHz)	Results (dBuV/m)	Factor (dB)	Limit (dBuV/m)	Margin (dB)	Detector	Table (Degree)	Height (cm)	Antenna	Verdict
1	1440.000	41.28	-17.10	74.0	32.72	Peak	291.00	100	Horizontal	Pass
1**	1440.000	29.11	-17.10	54.0	24.89	AV	291.00	100	Horizontal	Pass
2	4315.250	46.86	-4.91	74.0	27.14	Peak	187.00	100	Horizontal	Pass
2**	4315.250	38.03	-4.91	54.0	15.97	AV	187.00	100	Horizontal	Pass
3	5784.000	101.82	-2.66	--	--	Peak	1.00	150	Horizontal	N/A
3**	5784.000	94.35	-2.66	--	--	AV	1.00	150	Horizontal	N/A
4	7708.750	54.20	1.82	74.0	19.80	Peak	31.00	400	Horizontal	Pass
4**	7708.750	44.94	1.82	54.0	9.06	AV	31.00	400	Horizontal	Pass
5	11735.400	52.61	-0.29	74.0	21.39	Peak	140.00	150	Horizontal	Pass
5**	11735.400	43.44	-0.29	54.0	10.56	AV	140.00	150	Horizontal	Pass
6	15921.526	54.97	1.65	74.0	19.03	Peak	296.00	300	Horizontal	Pass
6**	15921.526	44.92	1.65	54.0	9.08	AV	296.00	300	Horizontal	Pass

11ac20, U-NII-3, 1 GHz to 18 GHz, Middle Channel, ANT V

No.	Frequency (MHz)	Results (dBuV/m)	Factor (dB)	Limit (dBuV/m)	Margin (dB)	Detector	Table (Degree)	Height (cm)	Antenna	Verdict
1	1438.700	38.25	-16.96	74.0	35.75	Peak	6.00	400	Vertical	Pass
1**	1438.700	28.70	-16.96	54.0	25.30	AV	6.00	400	Vertical	Pass
2	4279.000	46.97	-4.67	74.0	27.03	Peak	309.00	100	Vertical	Pass
2**	4279.000	37.75	-4.67	54.0	16.25	AV	309.00	100	Vertical	Pass
3	5786.000	92.90	-2.41	--	--	Peak	216.00	200	Vertical	N/A
3**	5786.000	85.88	-2.41	--	--	AV	216.00	200	Vertical	N/A
4	7704.500	53.87	1.93	74.0	20.13	Peak	29.00	300	Vertical	Pass
4**	7704.500	44.74	1.93	54.0	9.26	AV	29.00	300	Vertical	Pass
5	11742.287	53.33	-0.25	74.0	20.67	Peak	0.00	200	Vertical	Pass
5**	11742.287	44.08	-0.25	54.0	9.92	AV	0.00	200	Vertical	Pass
6	15905.512	54.82	1.93	74.0	19.18	Peak	151.00	100	Vertical	Pass
6**	15905.512	45.43	1.93	54.0	8.57	AV	151.00	100	Vertical	Pass

11ac20, U-NII-3, 1 GHz to 18 GHz, High Channel, ANT H

No.	Frequency (MHz)	Results (dBuV/m)	Factor (dB)	Limit (dBuV/m)	Margin (dB)	Detector	Table (Degree)	Height (cm)	Antenna	Verdict
1	1440.700	41.79	-16.87	74.0	32.21	Peak	291.00	400	Horizontal	Pass
1**	1440.700	30.31	-16.87	54.0	23.69	AV	291.00	400	Horizontal	Pass
2	4120.750	47.06	-5.43	74.0	26.94	Peak	31.00	400	Horizontal	Pass
2**	4120.750	37.44	-5.43	54.0	16.56	AV	31.00	400	Horizontal	Pass
3	5822.250	101.35	-2.34	--	--	Peak	29.00	200	Horizontal	N/A
3**	5822.250	93.03	-2.34	--	--	AV	29.00	200	Horizontal	N/A
4	7420.250	53.34	1.47	74.0	20.66	Peak	342.00	100	Horizontal	Pass
4**	7420.250	44.89	1.47	54.0	9.11	AV	342.00	100	Horizontal	Pass
5	11804.276	52.96	-0.19	74.0	21.04	Peak	70.00	100	Horizontal	Pass
5**	11804.276	44.78	-0.19	54.0	9.22	AV	70.00	100	Horizontal	Pass
6	16139.662	55.92	2.07	74.0	18.08	Peak	31.00	100	Horizontal	Pass
6**	16139.662	45.17	2.07	54.0	8.83	AV	31.00	100	Horizontal	Pass

11ac20, U-NII-3, 1 GHz to 18 GHz, High Channel, ANT V

No.	Frequency (MHz)	Results (dBuV/m)	Factor (dB)	Limit (dBuV/m)	Margin (dB)	Detector	Table (Degree)	Height (cm)	Antenna	Verdict
1	1619.500	38.37	-17.10	74.0	35.63	Peak	291.00	300	Vertical	Pass
1**	1619.500	29.07	-17.10	54.0	24.93	AV	291.00	300	Vertical	Pass
2	4285.750	47.03	-4.37	74.0	26.97	Peak	62.00	100	Vertical	Pass
2**	4285.750	38.00	-4.37	54.0	16.00	AV	62.00	100	Vertical	Pass
3	5826.750	91.70	-2.49	--	--	Peak	156.00	100	Vertical	N/A
3**	5826.750	84.95	-2.49	--	--	AV	156.00	100	Vertical	N/A
4	7425.250	53.74	1.41	74.0	20.26	Peak	131.00	200	Vertical	Pass
4**	7425.250	44.49	1.41	54.0	9.51	AV	131.00	200	Vertical	Pass
5	11792.638	53.21	-0.15	74.0	20.79	Peak	360.00	100	Vertical	Pass
5**	11792.638	43.23	-0.15	54.0	10.77	AV	360.00	100	Vertical	Pass
6	16108.425	55.09	1.82	74.0	18.91	Peak	357.00	300	Vertical	Pass
6**	16108.425	46.45	1.82	54.0	7.55	AV	357.00	300	Vertical	Pass

11ac40, U-NII-3, 1 GHz to 18 GHz, Low Channel, ANT H

No.	Frequency (MHz)	Results (dBuV/m)	Factor (dB)	Limit (dBuV/m)	Margin (dB)	Detector	Table (Degree)	Height (cm)	Antenna	Verdict
1	1440.000	40.40	-17.10	74.0	33.60	Peak	268.00	300	Horizontal	Pass
1**	1440.000	31.24	-17.10	54.0	22.76	AV	268.00	300	Horizontal	Pass
2	4289.250	47.64	-4.41	74.0	26.36	Peak	171.00	400	Horizontal	Pass
2**	4289.250	38.50	-4.41	54.0	15.50	AV	171.00	400	Horizontal	Pass
3	5751.000	98.72	-2.15	--	--	Peak	29.00	200	Horizontal	N/A
3**	5751.000	92.00	-2.15	--	--	AV	29.00	200	Horizontal	N/A
4	7606.750	53.22	0.60	74.0	20.78	Peak	278.00	300	Horizontal	Pass
4**	7606.750	44.39	0.60	54.0	9.61	AV	278.00	300	Horizontal	Pass
5	11757.963	52.46	-0.19	74.0	21.54	Peak	1.00	100	Horizontal	Pass
5**	11757.963	44.67	-0.19	54.0	9.33	AV	1.00	100	Horizontal	Pass
6	16132.312	55.31	2.01	74.0	18.69	Peak	187.00	300	Horizontal	Pass
6**	16132.312	45.24	2.01	54.0	8.76	AV	187.00	300	Horizontal	Pass

11ac40, U-NII-3, 1 GHz to 18 GHz, Low Channel, ANT V

No.	Frequency (MHz)	Results (dBuV/m)	Factor (dB)	Limit (dBuV/m)	Margin (dB)	Detector	Table (Degree)	Height (cm)	Antenna	Verdict
1	1437.500	39.43	-17.11	74.0	34.57	Peak	351.00	100	Vertical	Pass
1**	1437.500	28.40	-17.11	54.0	25.60	AV	351.00	100	Vertical	Pass
2	4288.250	48.30	-4.75	74.0	25.70	Peak	241.00	200	Vertical	Pass
2**	4288.250	38.06	-4.75	54.0	15.94	AV	241.00	200	Vertical	Pass
3	5751.500	90.03	-2.10	--	--	Peak	311.00	100	Vertical	N/A
3**	5751.500	82.51	-2.10	--	--	AV	311.00	100	Vertical	N/A
4	7420.000	53.21	1.50	74.0	20.79	Peak	91.00	200	Vertical	Pass
4**	7420.000	44.65	1.50	54.0	9.35	AV	91.00	200	Vertical	Pass
5	11764.138	53.16	-0.18	74.0	20.84	Peak	254.00	100	Vertical	Pass
5**	11764.138	43.45	-0.18	54.0	10.55	AV	254.00	100	Vertical	Pass
6	16114.201	54.72	1.86	74.0	19.28	Peak	314.00	400	Vertical	Pass
6**	16114.201	45.55	1.86	54.0	8.45	AV	314.00	400	Vertical	Pass

11ac40, U-NII-3, 1 GHz to 18 GHz, High Channel, ANT H

No.	Frequency (MHz)	Results (dBuV/m)	Factor (dB)	Limit (dBuV/m)	Margin (dB)	Detector	Table (Degree)	Height (cm)	Antenna	Verdict
1	1442.000	41.52	-16.92	74.0	32.48	Peak	294.00	300	Horizontal	Pass
1**	1442.000	29.02	-16.92	54.0	24.98	AV	294.00	300	Horizontal	Pass
2	4225.750	47.25	-5.26	74.0	26.75	Peak	153.00	100	Horizontal	Pass
2**	4225.750	37.74	-5.26	54.0	16.26	AV	153.00	100	Horizontal	Pass
3	5792.250	97.94	-2.24	--	--	Peak	29.00	100	Horizontal	N/A
3**	5792.250	90.30	-2.24	--	--	AV	29.00	100	Horizontal	N/A
4	7705.000	54.05	2.03	74.0	19.95	Peak	3.00	100	Horizontal	Pass
4**	7705.000	44.83	2.03	54.0	9.17	AV	3.00	100	Horizontal	Pass
5	11674.838	52.72	-0.94	74.0	21.28	Peak	317.00	200	Horizontal	Pass
5**	11674.838	42.58	-0.94	54.0	11.42	AV	317.00	200	Horizontal	Pass
6	16044.637	55.53	1.11	74.0	18.47	Peak	205.00	100	Horizontal	Pass
6**	16044.637	44.71	1.11	54.0	9.29	AV	205.00	100	Horizontal	Pass

11ac40, U-NII-3, 1 GHz to 18 GHz, High Channel, ANT V

No.	Frequency (MHz)	Results (dBuV/m)	Factor (dB)	Limit (dBuV/m)	Margin (dB)	Detector	Table (Degree)	Height (cm)	Antenna	Verdict
1	1581.300	38.35	-16.95	74.0	35.65	Peak	0.00	200	Vertical	Pass
1**	1581.300	30.10	-16.95	54.0	23.90	AV	0.00	200	Vertical	Pass
2	4245.500	47.71	-4.46	74.0	26.29	Peak	187.00	300	Vertical	Pass
2**	4245.500	38.45	-4.46	54.0	15.55	AV	187.00	300	Vertical	Pass
3	5792.000	88.99	-2.25	--	--	Peak	218.00	100	Vertical	N/A
3**	5792.000	80.49	-2.25	--	--	AV	218.00	100	Vertical	N/A
4	7686.250	53.09	1.35	74.0	20.91	Peak	3.00	200	Vertical	Pass
4**	7686.250	44.38	1.35	54.0	9.62	AV	3.00	200	Vertical	Pass
5	12401.588	52.71	1.10	74.0	21.29	Peak	104.00	150	Vertical	Pass
5**	12401.588	43.06	1.10	54.0	10.94	AV	104.00	150	Vertical	Pass
6	16086.375	55.02	1.57	74.0	18.98	Peak	322.00	400	Vertical	Pass
6**	16086.375	45.60	1.57	54.0	8.40	AV	322.00	400	Vertical	Pass

11ac80, U-NII-3, 1 GHz to 18 GHz, Middle Channel, ANT H

No.	Frequency (MHz)	Results (dBuV/m)	Factor (dB)	Limit (dBuV/m)	Margin (dB)	Detector	Table (Degree)	Height (cm)	Antenna	Verdict
1	1440.200	40.55	-17.05	74.0	33.45	Peak	296.00	400	Horizontal	Pass
1**	1440.200	30.31	-17.05	54.0	23.69	AV	296.00	400	Horizontal	Pass
2	4189.500	46.92	-5.63	74.0	27.08	Peak	311.00	300	Horizontal	Pass
2**	4189.500	38.09	-5.63	54.0	15.91	AV	311.00	300	Horizontal	Pass
3	5762.750	94.68	-2.43	--	--	Peak	32.00	200	Horizontal	N/A
3**	5762.750	86.84	-2.43	--	--	AV	32.00	200	Horizontal	N/A
4	7711.750	53.70	2.04	74.0	20.30	Peak	218.00	400	Horizontal	Pass
4**	7711.750	44.82	2.04	54.0	9.18	AV	218.00	400	Horizontal	Pass
5	11762.475	52.73	-0.18	74.0	21.27	Peak	2.00	200	Horizontal	Pass
5**	11762.475	43.32	-0.18	54.0	10.68	AV	2.00	200	Horizontal	Pass
6	16129.162	55.14	1.98	74.0	18.86	Peak	177.00	400	Horizontal	Pass
6**	16129.162	46.22	1.98	54.0	7.78	AV	177.00	400	Horizontal	Pass

11ac80, U-NII-3, 1 GHz to 18 GHz, Middle Channel, ANT V

No.	Frequency (MHz)	Results (dBuV/m)	Factor (dB)	Limit (dBuV/m)	Margin (dB)	Detector	Table (Degree)	Height (cm)	Antenna	Verdict
1	1442.600	39.36	-16.90	74.0	34.64	Peak	265.00	400	Vertical	Pass
1**	1442.600	29.04	-16.90	54.0	24.96	AV	265.00	400	Vertical	Pass
2	4255.250	46.73	-4.03	74.0	27.27	Peak	181.00	100	Vertical	Pass
2**	4255.250	38.38	-4.03	54.0	15.62	AV	181.00	100	Vertical	Pass
3	5756.500	86.58	-2.32	--	--	Peak	216.00	200	Vertical	N/A
3**	5756.500	78.34	-2.32	--	--	AV	216.00	200	Vertical	N/A
4	7703.250	53.56	1.19	74.0	20.44	Peak	280.00	300	Vertical	Pass
4**	7703.250	45.55	1.19	54.0	8.45	AV	280.00	300	Vertical	Pass
5	12224.888	53.01	0.75	74.0	20.99	Peak	353.00	100	Vertical	Pass
5**	12224.888	43.24	0.75	54.0	10.76	AV	353.00	100	Vertical	Pass
6	16072.724	54.56	1.39	74.0	19.44	Peak	189.00	200	Vertical	Pass
6**	16072.724	45.40	1.39	54.0	8.60	AV	189.00	200	Vertical	Pass

A.6.2 Band Edge (Restricted-band)

Test Band	Mode	Channel	Verdict
U-NII-1	802.11a	Low	Pass
		High	Pass
	802.11n(HT20)	Low	Pass
		High	Pass
	802.11n(HT40)	Low	Pass
		High	Pass
	802.11ac(VHT20)	Low	Pass
		High	Pass
	802.11ac(VHT40)	Low	Pass
		High	Pass
	802.11ac(VHT80)	Middle	Pass
U-NII-2A	802.11a	Low	Pass
		High	Pass
	802.11n(HT20)	Low	Pass
		High	Pass
	802.11n(HT40)	Low	Pass
		High	Pass
	802.11ac(VHT20)	Low	Pass
		High	Pass
	802.11ac(VHT40)	Low	Pass
		High	Pass
	802.11ac(VHT80)	Middle	Pass
U-NII-2C	802.11a	Low	Pass
		High	Pass
	802.11n(HT20)	Low	Pass
		High	Pass
	802.11n(HT40)	Low	Pass
		High	Pass
	802.11ac(VHT20)	Low	Pass
		High	Pass
	802.11ac(VHT40)	Low	Pass
		High	Pass
	802.11ac(VHT80)	Low	Pass
		High	Pass
U-NII-3	802.11a	Low	Pass
		High	Pass
	802.11n(HT20)	Low	Pass
		High	Pass
	802.11n(HT40)	Low	Pass
		High	Pass

	802.11ac(VHT20)	Low	Pass
		High	Pass
	802.11ac(VHT40)	Low	Pass
		High	Pass
	802.11ac(VHT80)	Middle	Pass

Test Data and Plots

U-NII-1 11a Low Channel

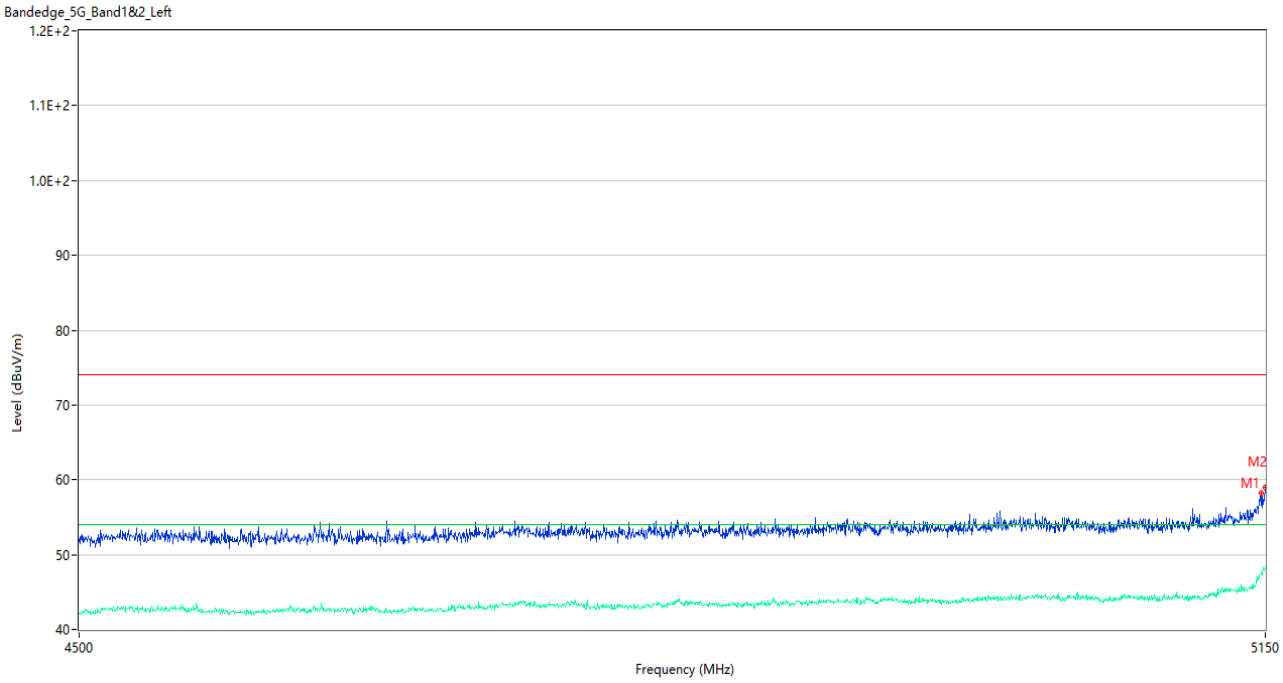

No.	Frequency (MHz)	Results (dBuV/m)	Factor (dB)	Limit (dBuV/m)	Margin (dB)	Detector	Table (Degree)	Height (cm)	Antenna	Verdict
1	5147.725	58.24	2.97	74.0	15.76	Peak	11.00	150	Horizontal	Pass
1**	5147.725	47.47	2.97	54.0	6.53	AV	11.00	150	Horizontal	Pass
2	5150.000	59.03	2.86	74.0	14.97	Peak	25.00	100	Horizontal	Pass
2**	5150.000	48.21	2.86	54.0	5.79	AV	25.00	100	Horizontal	Pass

U-NII-1 11a High Channel

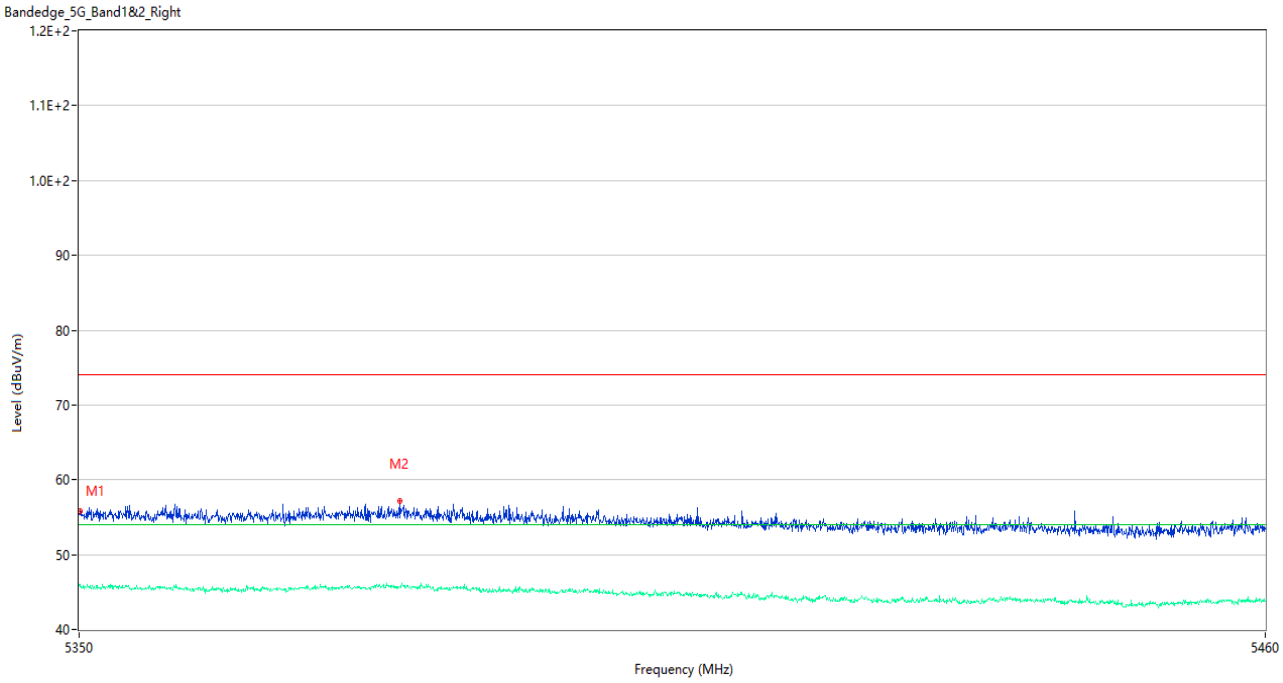

No.	Frequency (MHz)	Results (dBuV/m)	Factor (dB)	Limit (dBuV/m)	Margin (dB)	Detector	Table (Degree)	Height (cm)	Antenna	Verdict
1	5350.055	55.80	3.30	74.0	18.20	Peak	142.00	100	Horizontal	Pass
1**	5350.055	45.69	3.30	54.0	8.31	AV	142.00	100	Horizontal	Pass
2	5379.480	57.18	3.06	74.0	16.82	Peak	88.00	100	Horizontal	Pass
2**	5379.480	45.68	3.06	54.0	8.32	AV	88.00	100	Horizontal	Pass

U-NII-1 11n20 Low Channel

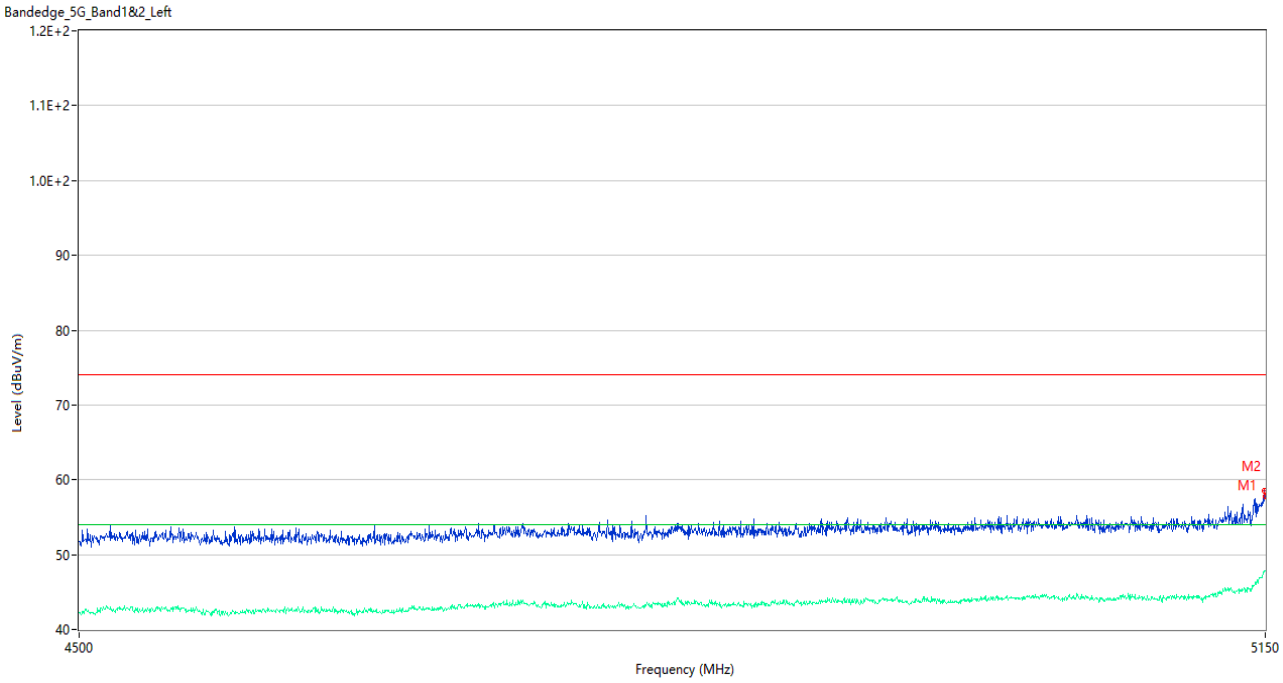

No.	Frequency (MHz)	Results (dBuV/m)	Factor (dB)	Limit (dBuV/m)	Margin (dB)	Detector	Table (Degree)	Height (cm)	Antenna	Verdict
1	5149.350	58.59	2.85	74.0	15.41	Peak	30.00	150	Horizontal	Pass
1**	5149.350	47.86	2.85	54.0	6.14	AV	30.00	150	Horizontal	Pass
2	5150.000	57.81	2.86	74.0	16.19	Peak	33.00	100	Horizontal	Pass
2**	5150.000	47.81	2.86	54.0	6.19	AV	33.00	100	Horizontal	Pass

U-NII-1 11n20 High Channel

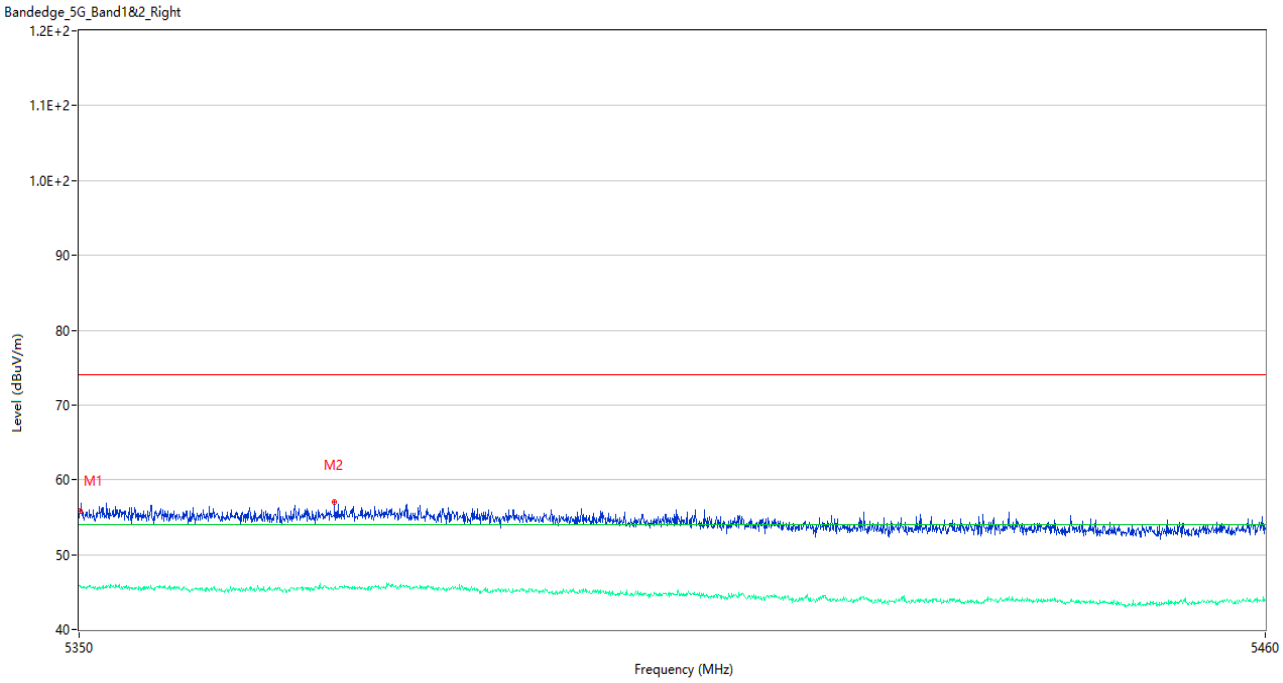

No.	Frequency (MHz)	Results (dBuV/m)	Factor (dB)	Limit (dBuV/m)	Margin (dB)	Detector	Table (Degree)	Height (cm)	Antenna	Verdict
1	5350.055	55.84	3.30	74.0	18.16	Peak	110.00	200	Horizontal	Pass
1**	5350.055	45.83	3.30	54.0	8.17	AV	110.00	200	Horizontal	Pass
2	5373.485	56.99	2.81	74.0	17.01	Peak	130.00	200	Horizontal	Pass
2**	5373.485	45.51	2.81	54.0	8.49	AV	130.00	200	Horizontal	Pass

U-NII-1 11n40 Low Channel

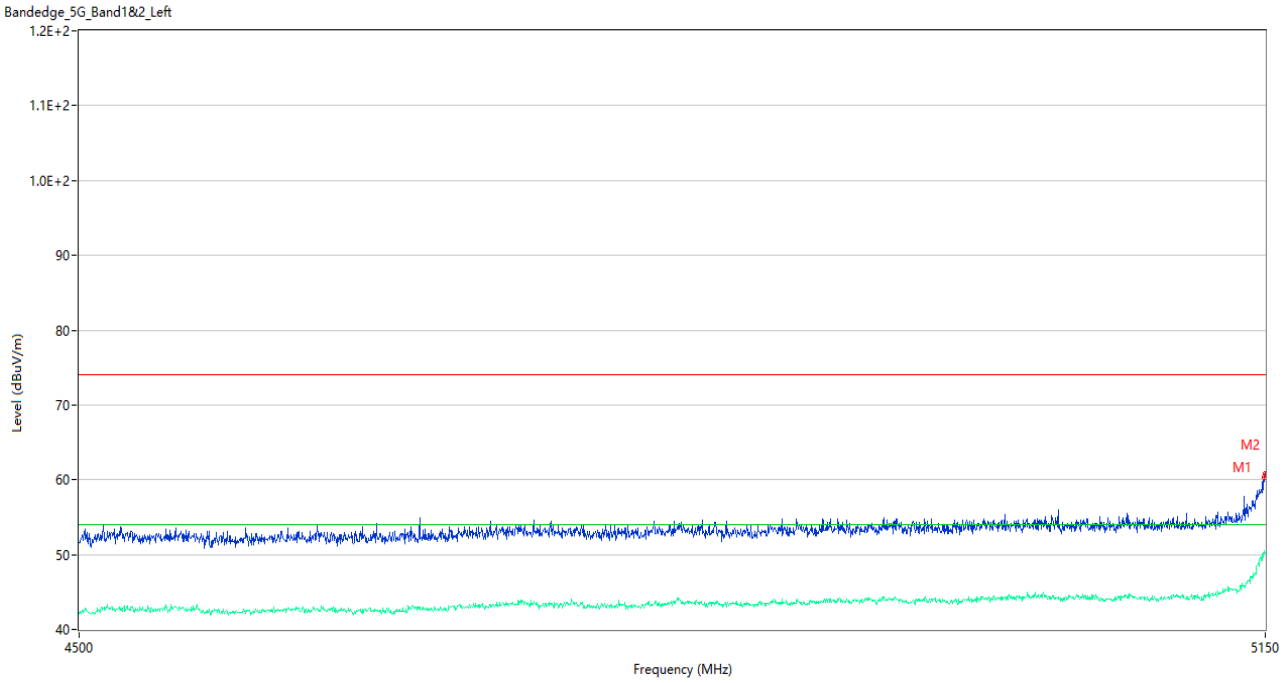

No.	Frequency (MHz)	Results (dBuV/m)	Factor (dB)	Limit (dBuV/m)	Margin (dB)	Detector	Table (Degree)	Height (cm)	Antenna	Verdict
1	5149.350	60.32	2.85	74.0	13.68	Peak	66.00	150	Horizontal	Pass
1**	5149.350	50.50	2.85	54.0	3.50	AV	66.00	150	Horizontal	Pass
2	5150.000	60.80	2.86	74.0	13.20	Peak	57.00	150	Horizontal	Pass
2**	5150.000	50.20	2.86	54.0	3.80	AV	57.00	150	Horizontal	Pass

U-NII-1 11n40 High Channel

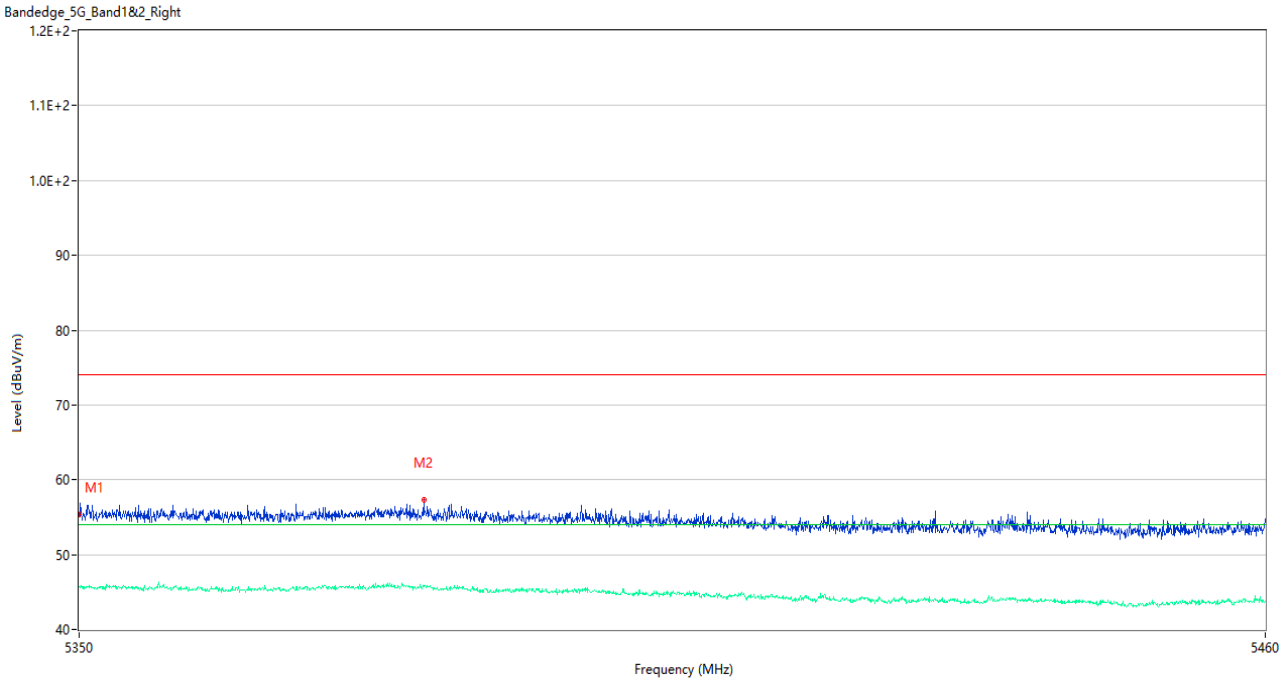

No.	Frequency (MHz)	Results (dBuV/m)	Factor (dB)	Limit (dBuV/m)	Margin (dB)	Detector	Table (Degree)	Height (cm)	Antenna	Verdict
1	5350.000	55.44	3.32	74.0	18.56	Peak	188.00	200	Horizontal	Pass
1**	5350.000	45.68	3.32	54.0	8.32	AV	188.00	200	Horizontal	Pass
2	5381.735	57.31	3.16	74.0	16.69	Peak	360.00	200	Horizontal	Pass
2**	5381.735	45.67	3.16	54.0	8.33	AV	360.00	200	Horizontal	Pass

U-NII-1 11ac20 Low Channel

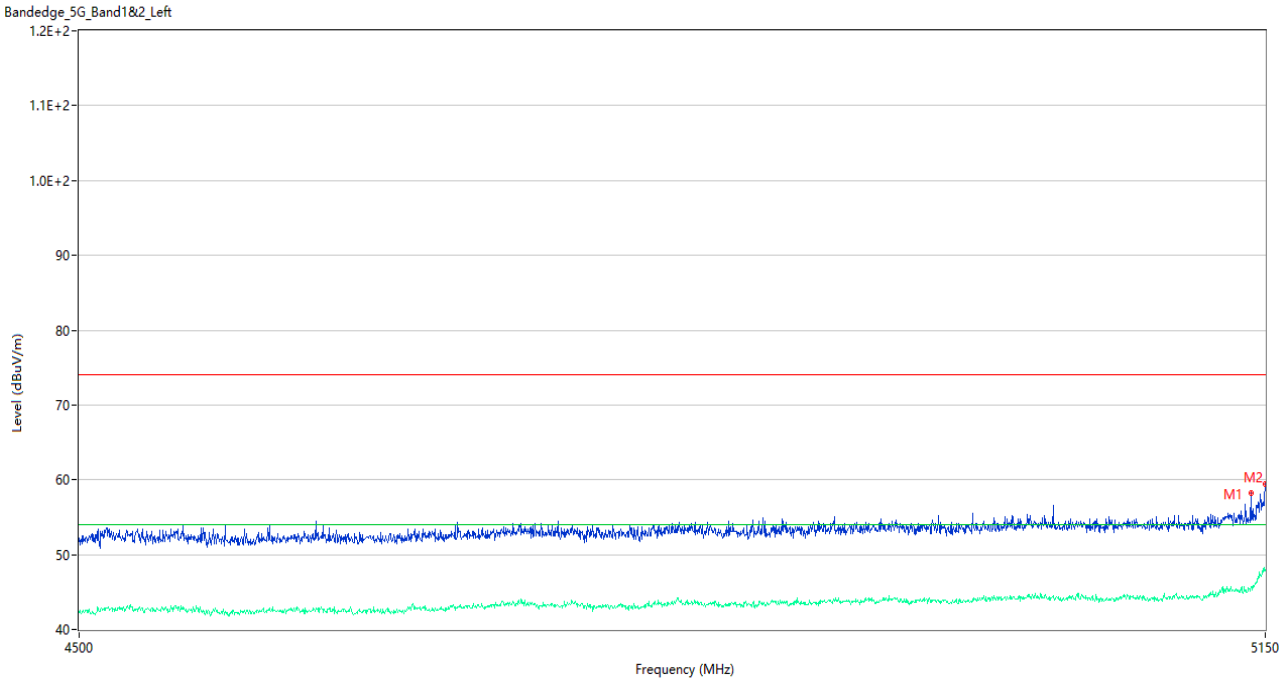

No.	Frequency (MHz)	Results (dBuV/m)	Factor (dB)	Limit (dBuV/m)	Margin (dB)	Detector	Table (Degree)	Height (cm)	Antenna	Verdict
1	5141.550	58.16	2.75	74.0	15.84	Peak	9.00	100	Horizontal	Pass
1**	5141.550	45.67	2.75	54.0	8.33	AV	9.00	100	Horizontal	Pass
2	5150.000	59.49	2.86	74.0	14.51	Peak	42.00	100	Horizontal	Pass
2**	5150.000	47.89	2.86	54.0	6.11	AV	42.00	100	Horizontal	Pass

U-NII-1 11ac20 High Channel

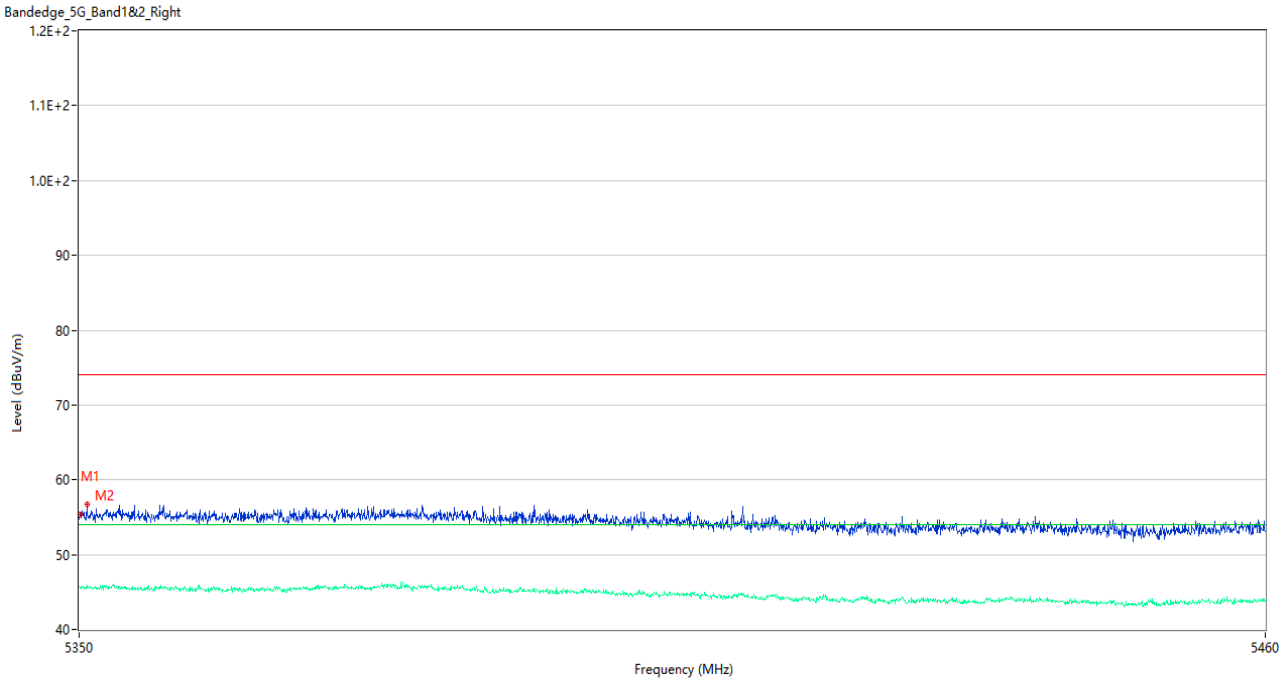

No.	Frequency (MHz)	Results (dBuV/m)	Factor (dB)	Limit (dBuV/m)	Margin (dB)	Detector	Table (Degree)	Height (cm)	Antenna	Verdict
1	5350.055	55.34	3.30	74.0	18.66	Peak	20.00	150	Horizontal	Pass
1**	5350.055	45.62	3.30	54.0	8.38	AV	20.00	150	Horizontal	Pass
2	5350.715	56.74	3.21	74.0	17.26	Peak	15.00	100	Horizontal	Pass
2**	5350.715	45.53	3.21	54.0	8.47	AV	15.00	100	Horizontal	Pass

U-NII-1 11ac40 Low Channel

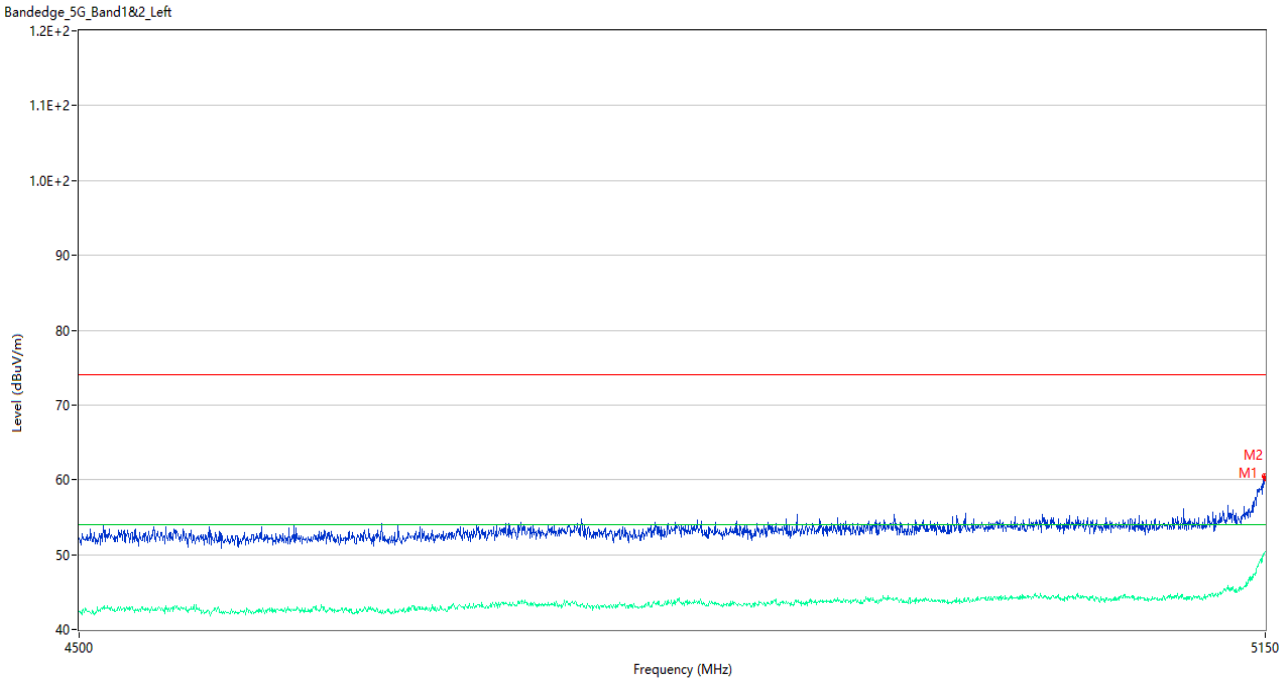

No.	Frequency (MHz)	Results (dBuV/m)	Factor (dB)	Limit (dBuV/m)	Margin (dB)	Detector	Table (Degree)	Height (cm)	Antenna	Verdict
1	5149.350	60.47	2.85	74.0	13.53	Peak	55.00	200	Horizontal	Pass
1**	5149.350	50.15	2.85	54.0	3.85	AV	55.00	200	Horizontal	Pass
2	5150.000	60.16	2.86	74.0	13.84	Peak	58.00	150	Horizontal	Pass
2**	5150.000	50.45	2.86	54.0	3.55	AV	58.00	150	Horizontal	Pass

U-NII-1 11ac40 High Channel

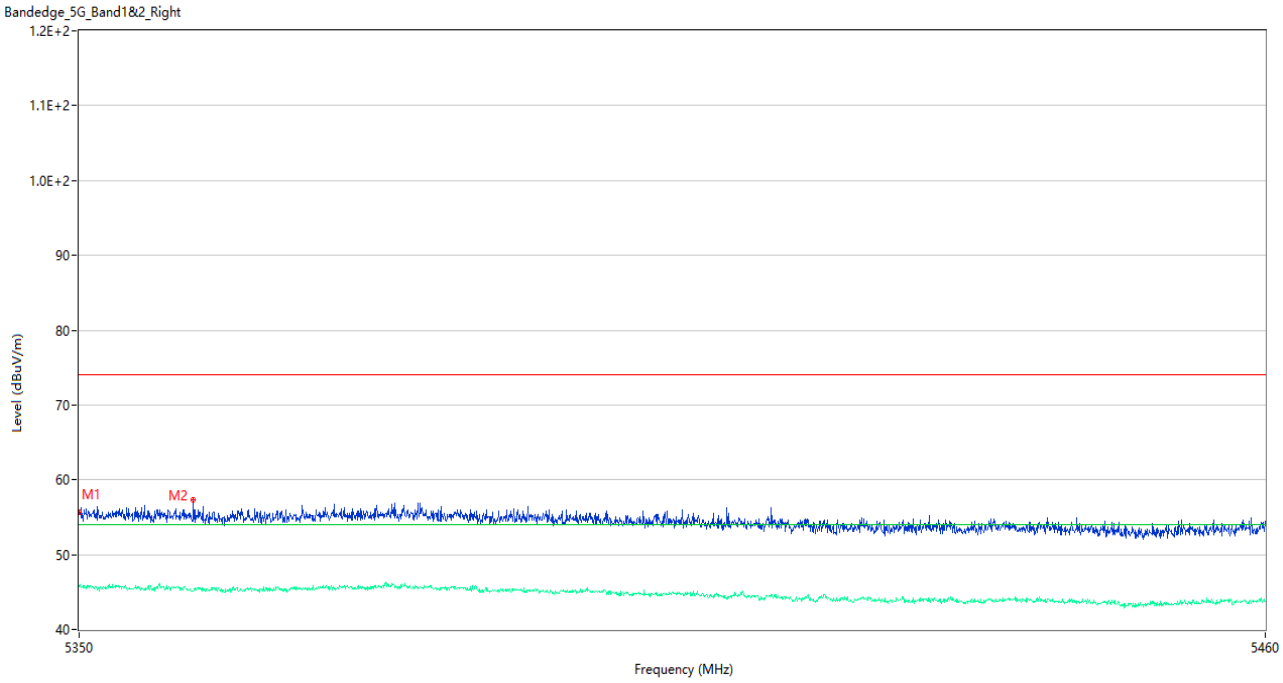

No.	Frequency (MHz)	Results (dBuV/m)	Factor (dB)	Limit (dBuV/m)	Margin (dB)	Detector	Table (Degree)	Height (cm)	Antenna	Verdict
1	5350.000	55.60	3.32	74.0	18.40	Peak	135.00	150	Horizontal	Pass
1**	5350.000	45.67	3.32	54.0	8.33	AV	135.00	150	Horizontal	Pass
2	5360.505	57.34	2.69	74.0	16.66	Peak	82.00	150	Horizontal	Pass
2**	5360.505	45.19	2.69	54.0	8.81	AV	82.00	150	Horizontal	Pass

U-NII-1 11ac80 Middle Channel

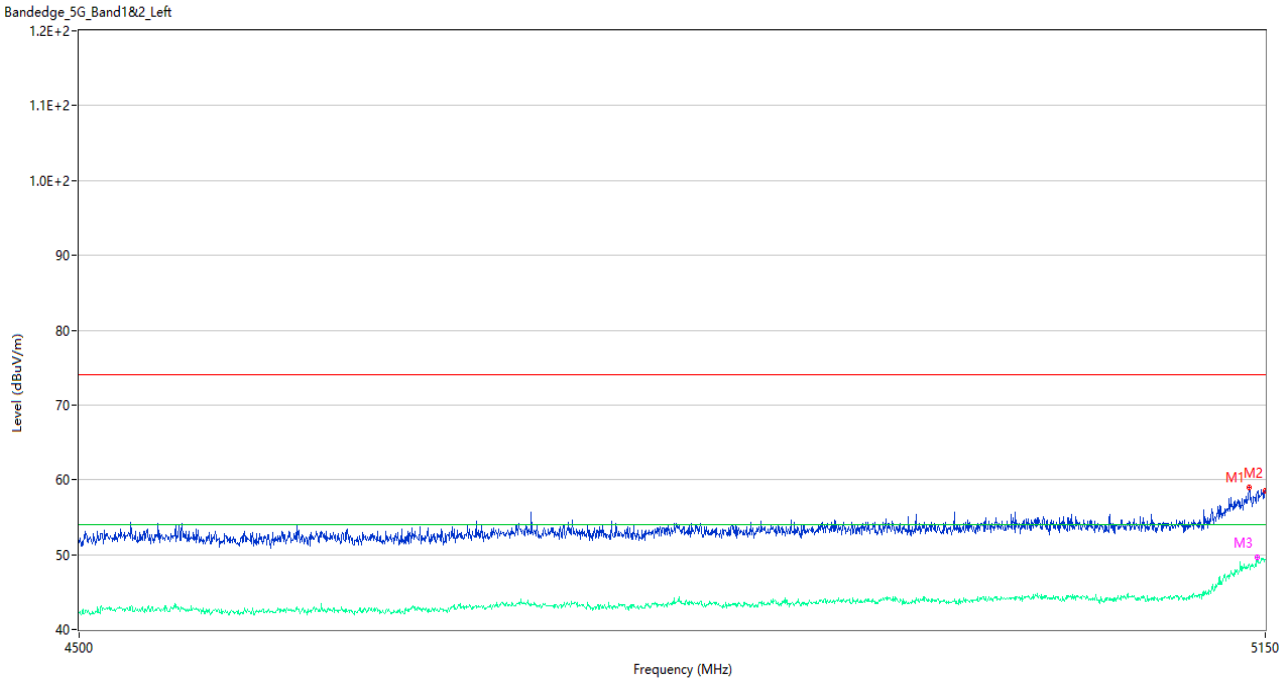

No.	Frequency (MHz)	Results (dBuV/m)	Factor (dB)	Limit (dBuV/m)	Margin (dB)	Detector	Table (Degree)	Height (cm)	Antenna	Verdict
1	5140.575	58.93	2.86	74.0	15.07	Peak	58.00	150	Horizontal	Pass
1**	5140.575	48.68	2.86	54.0	5.32	AV	58.00	150	Horizontal	Pass
2	5150.000	58.46	2.86	74.0	15.54	Peak	63.00	100	Horizontal	Pass
2**	5150.000	49.33	2.86	54.0	4.67	AV	63.00	100	Horizontal	Pass
3	5145.125	58.39	3.07	74.0	15.61	Peak	58.00	100	Horizontal	Pass
3**	5145.125	49.57	3.07	54.0	4.43	AV	58.00	100	Horizontal	Pass

U-NII-1 11ac80 Middle Channel

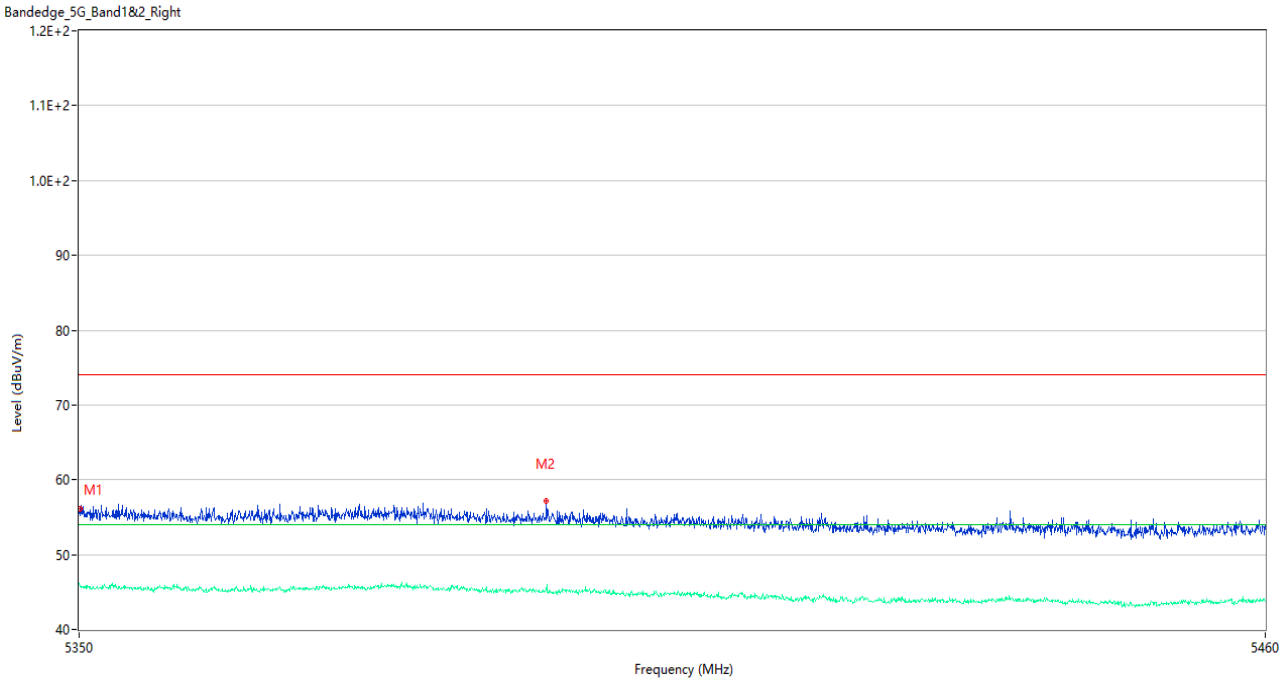

No.	Frequency (MHz)	Results (dBuV/m)	Factor (dB)	Limit (dBuV/m)	Margin (dB)	Detector	Table (Degree)	Height (cm)	Antenna	Verdict
1	5350.055	56.12	3.30	74.0	17.88	Peak	304.00	100	Horizontal	Pass
1**	5350.055	45.71	3.30	54.0	8.29	AV	304.00	100	Horizontal	Pass
2	5393.065	57.17	3.05	74.0	16.83	Peak	11.00	150	Horizontal	Pass
2**	5393.065	45.24	3.05	54.0	8.76	AV	11.00	150	Horizontal	Pass

U-NII-2A 11a Low Channel

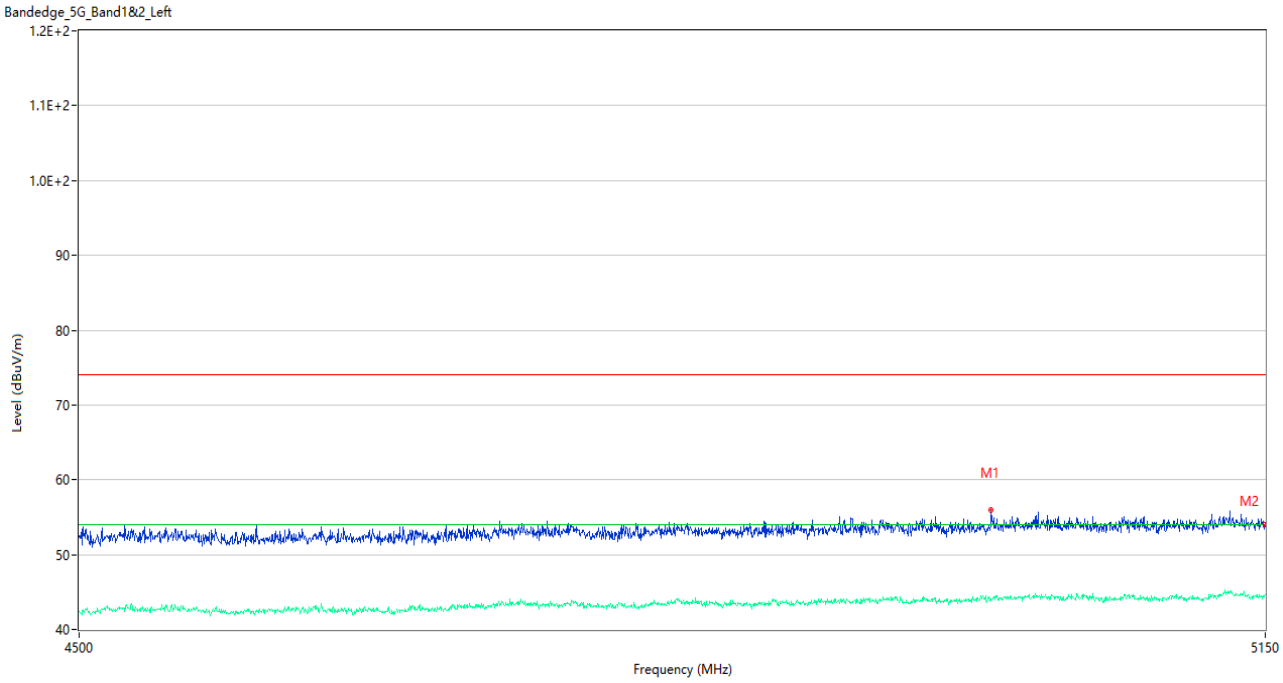

No.	Frequency (MHz)	Results (dBuV/m)	Factor (dB)	Limit (dBuV/m)	Margin (dB)	Detector	Table (Degree)	Height (cm)	Antenna	Verdict
1	4992.050	55.98	2.62	74.0	18.02	Peak	274.00	100	Horizontal	Pass
1**	4992.050	44.11	2.62	54.0	9.89	AV	274.00	100	Horizontal	Pass
2	5150.000	54.01	2.86	74.0	19.99	Peak	155.00	200	Horizontal	Pass
2**	5150.000	44.60	2.86	54.0	9.40	AV	155.00	200	Horizontal	Pass

U-NII-2A 11a High Channel

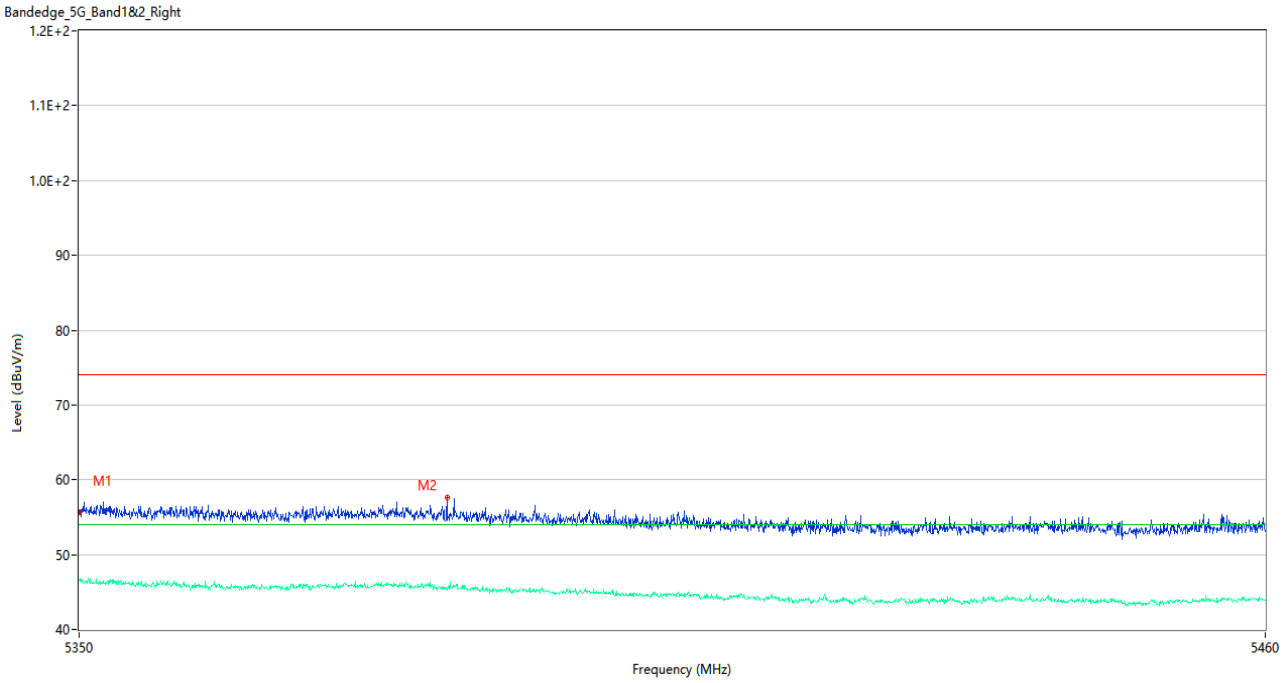

No.	Frequency (MHz)	Results (dBuV/m)	Factor (dB)	Limit (dBuV/m)	Margin (dB)	Detector	Table (Degree)	Height (cm)	Antenna	Verdict
1	5350.000	55.74	3.32	74.0	18.26	Peak	146.00	150	Horizontal	Pass
1**	5350.000	46.66	3.32	54.0	7.34	AV	146.00	150	Horizontal	Pass
2	5383.880	57.62	2.91	74.0	16.38	Peak	59.00	200	Horizontal	Pass
2**	5383.880	45.50	2.91	54.0	8.50	AV	59.00	200	Horizontal	Pass

U-NII-2A 11n20 Low Channel

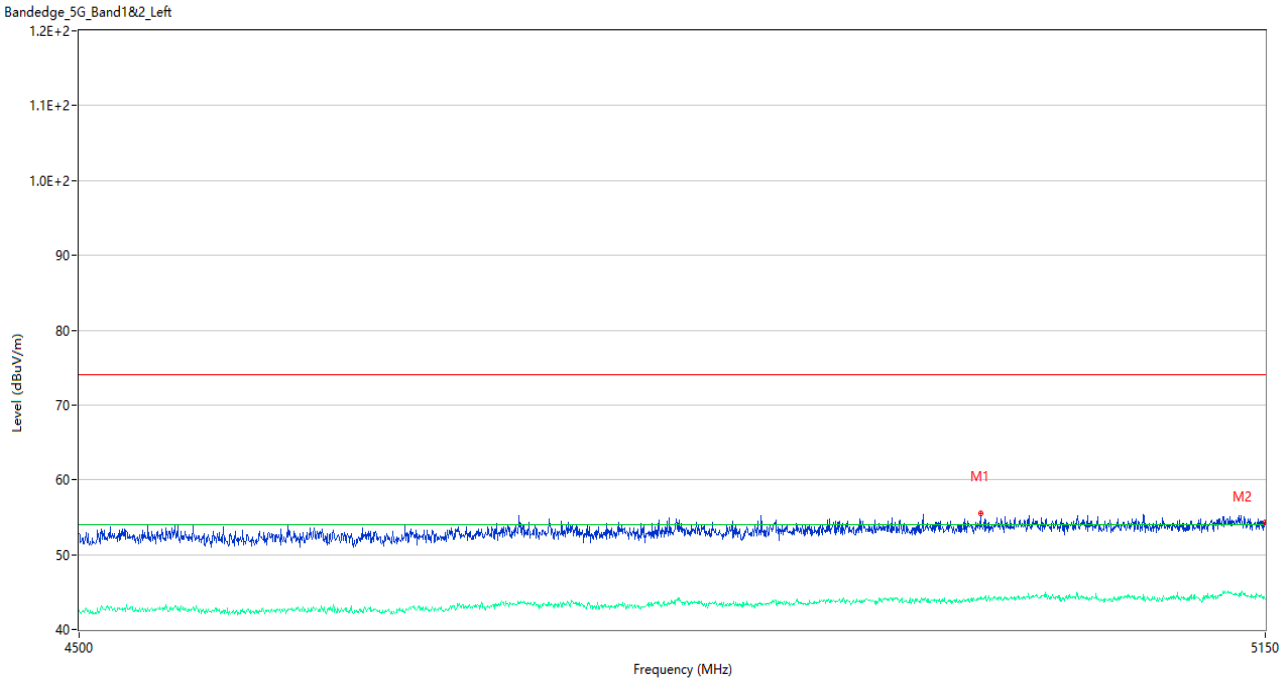

No.	Frequency (MHz)	Results (dBuV/m)	Factor (dB)	Limit (dBuV/m)	Margin (dB)	Detector	Table (Degree)	Height (cm)	Antenna	Verdict
1	4985.875	55.56	2.64	74.0	18.44	Peak	197.00	200	Horizontal	Pass
1**	4985.875	44.39	2.64	54.0	9.61	AV	197.00	200	Horizontal	Pass
2	5150.000	54.25	2.86	74.0	19.75	Peak	254.00	200	Horizontal	Pass
2**	5150.000	44.11	2.86	54.0	9.89	AV	254.00	200	Horizontal	Pass

U-NII-2A 11n20 High Channel

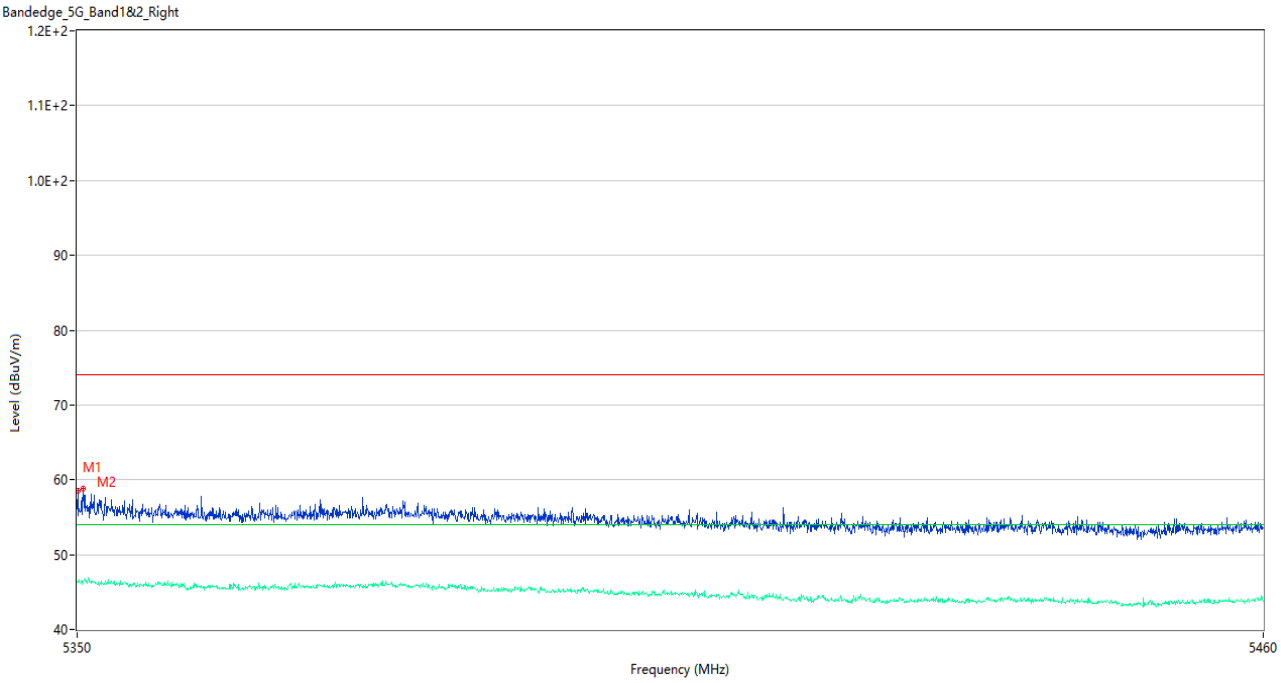

No.	Frequency (MHz)	Results (dBuV/m)	Factor (dB)	Limit (dBuV/m)	Margin (dB)	Detector	Table (Degree)	Height (cm)	Antenna	Verdict
1	5350.055	58.60	3.30	74.0	15.40	Peak	49.00	200	Horizontal	Pass
1**	5350.055	46.36	3.30	54.0	7.64	AV	49.00	200	Horizontal	Pass
2	5350.550	58.84	3.16	74.0	15.16	Peak	66.00	200	Horizontal	Pass
2**	5350.550	46.32	3.16	54.0	7.68	AV	66.00	200	Horizontal	Pass

U-NII-2A 11n40 Low Channel

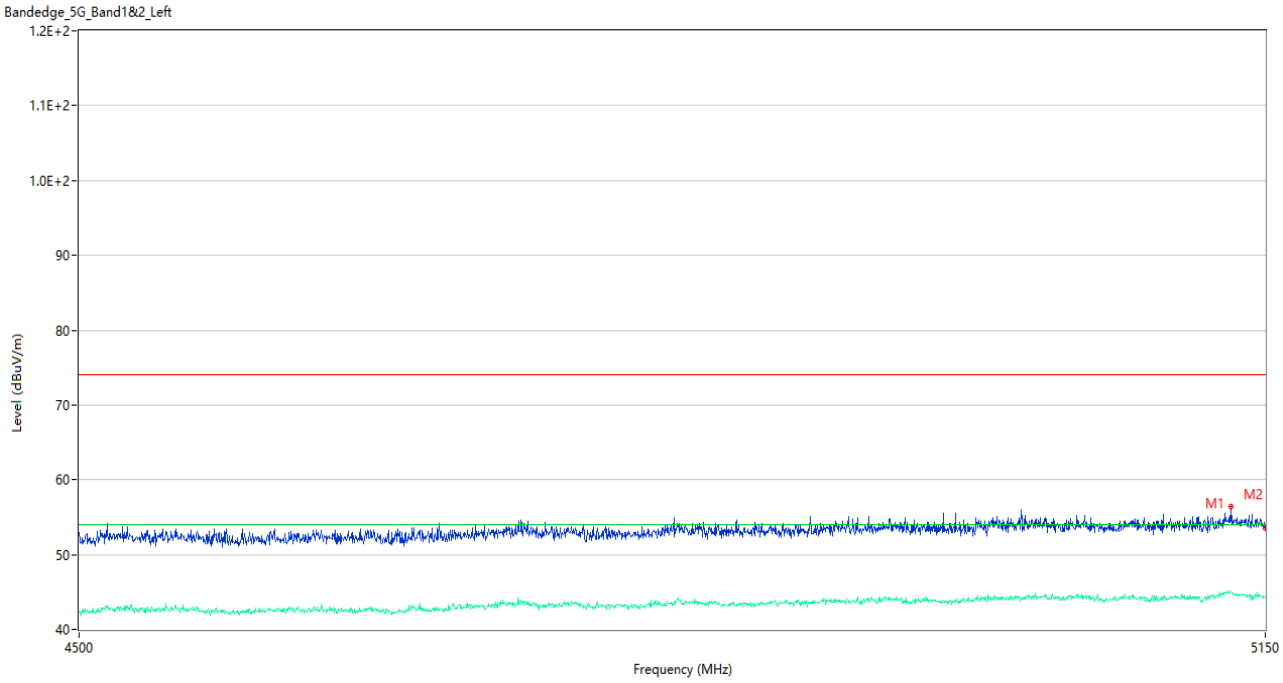

No.	Frequency (MHz)	Results (dBuV/m)	Factor (dB)	Limit (dBuV/m)	Margin (dB)	Detector	Table (Degree)	Height (cm)	Antenna	Verdict
1	5130.175	56.48	3.46	74.0	17.52	Peak	0.00	200	Horizontal	Pass
1**	5130.175	45.16	3.46	54.0	8.84	AV	0.00	200	Horizontal	Pass
2	5150.000	53.50	2.86	74.0	20.50	Peak	290.00	200	Horizontal	Pass
2**	5150.000	44.38	2.86	54.0	9.62	AV	290.00	200	Horizontal	Pass

U-NII-2A 11n40 High Channel

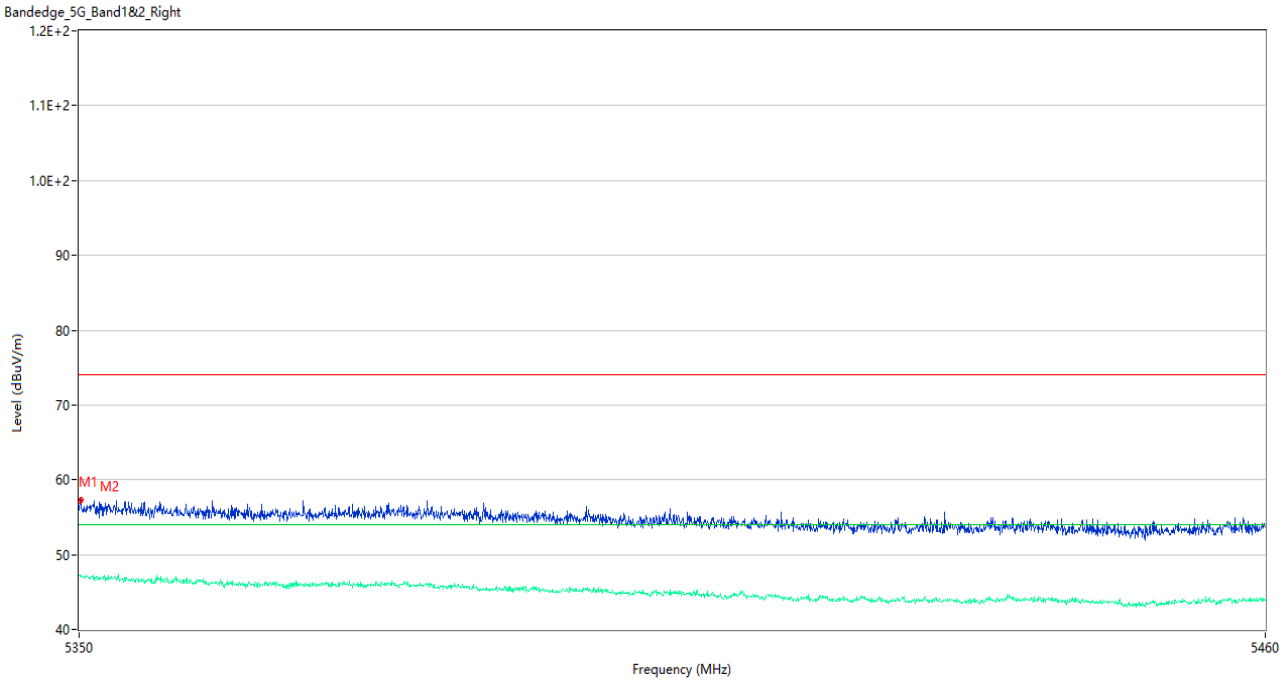

No.	Frequency (MHz)	Results (dBuV/m)	Factor (dB)	Limit (dBuV/m)	Margin (dB)	Detector	Table (Degree)	Height (cm)	Antenna	Verdict
1	5350.055	57.11	3.30	74.0	16.89	Peak	103.00	100	Horizontal	Pass
1**	5350.055	47.25	3.30	54.0	6.75	AV	103.00	100	Horizontal	Pass
2	5350.165	57.38	3.25	74.0	16.62	Peak	293.00	150	Horizontal	Pass
2**	5350.165	47.19	3.25	54.0	6.81	AV	293.00	150	Horizontal	Pass

U-NII-2A 11ac20 Low Channel

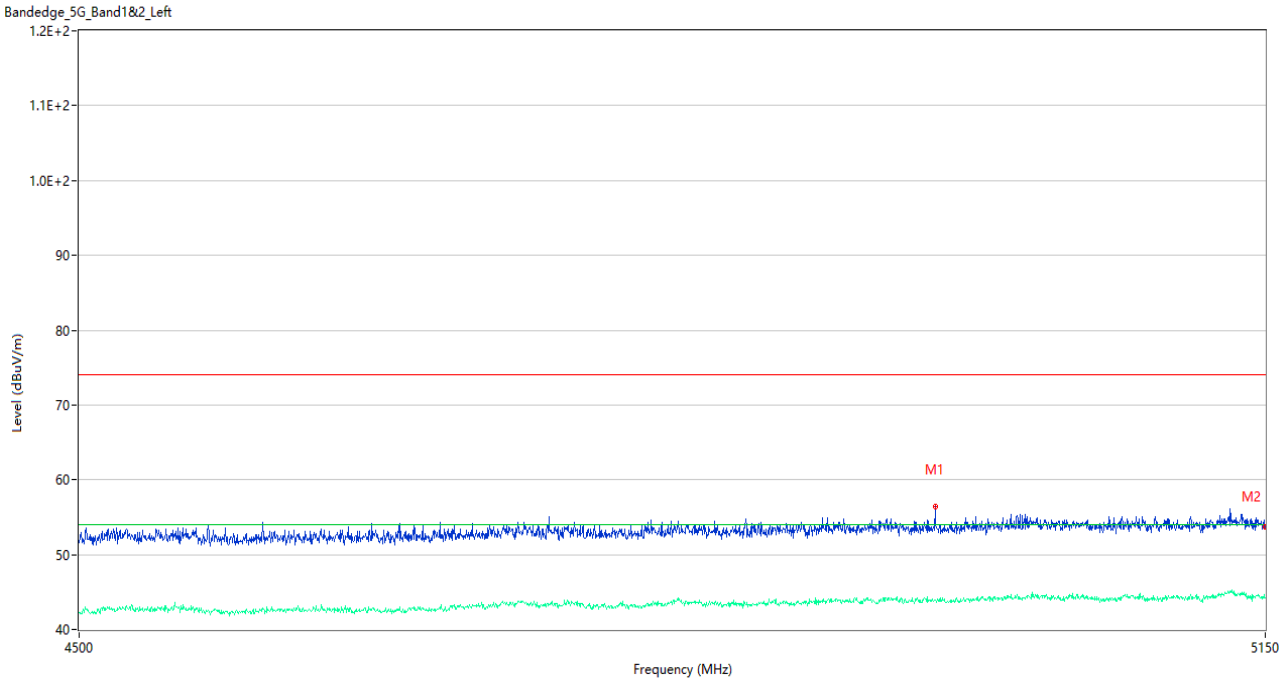

No.	Frequency (MHz)	Results (dBuV/m)	Factor (dB)	Limit (dBuV/m)	Margin (dB)	Detector	Table (Degree)	Height (cm)	Antenna	Verdict
1	4960.200	56.37	2.22	74.0	17.63	Peak	4.00	200	Horizontal	Pass
1**	4960.200	43.87	2.22	54.0	10.13	AV	4.00	200	Horizontal	Pass
2	5150.000	53.64	2.86	74.0	20.36	Peak	0.00	150	Horizontal	Pass
2**	5150.000	44.23	2.86	54.0	9.77	AV	0.00	150	Horizontal	Pass

U-NII-2A 11ac20 High Channel

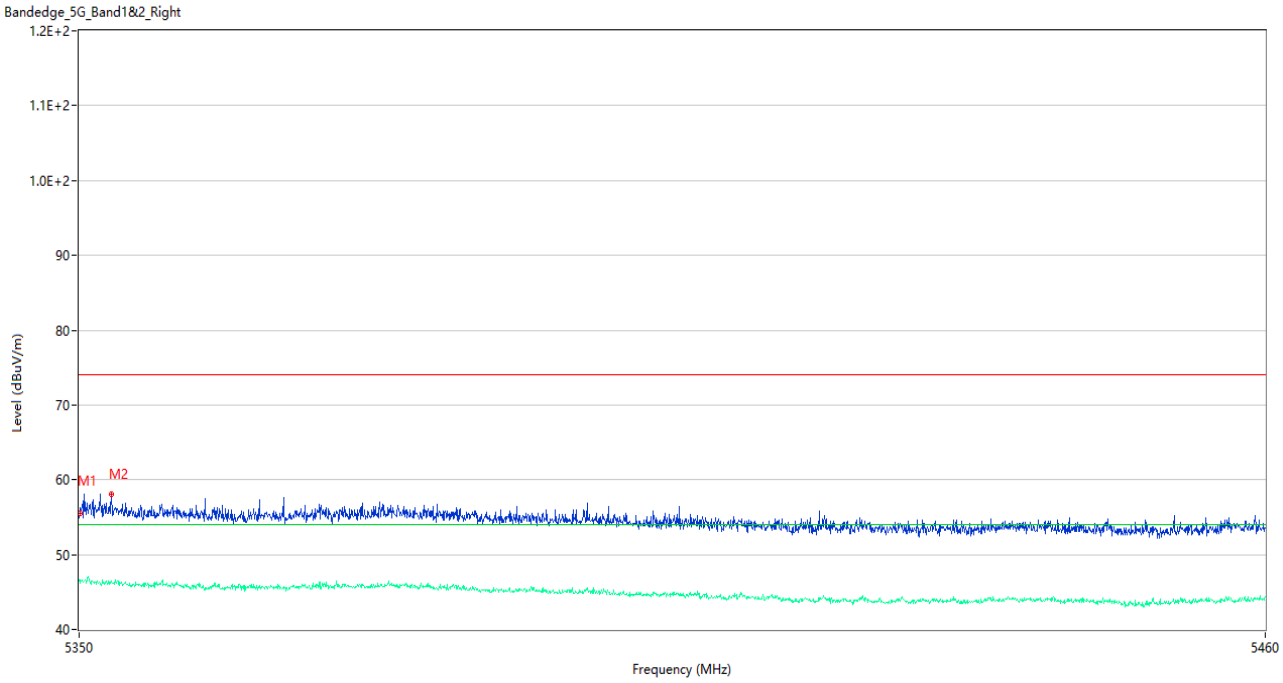

No.	Frequency (MHz)	Results (dBuV/m)	Factor (dB)	Limit (dBuV/m)	Margin (dB)	Detector	Table (Degree)	Height (cm)	Antenna	Verdict
1	5350.055	55.50	3.30	74.0	18.50	Peak	40.00	200	Horizontal	Pass
1**	5350.055	46.22	3.30	54.0	7.78	AV	40.00	200	Horizontal	Pass
2	5352.970	58.14	3.23	74.0	15.86	Peak	0.00	200	Horizontal	Pass
2**	5352.970	46.43	3.23	54.0	7.57	AV	0.00	200	Horizontal	Pass

U-NII-2A 11ac40 Low Channel

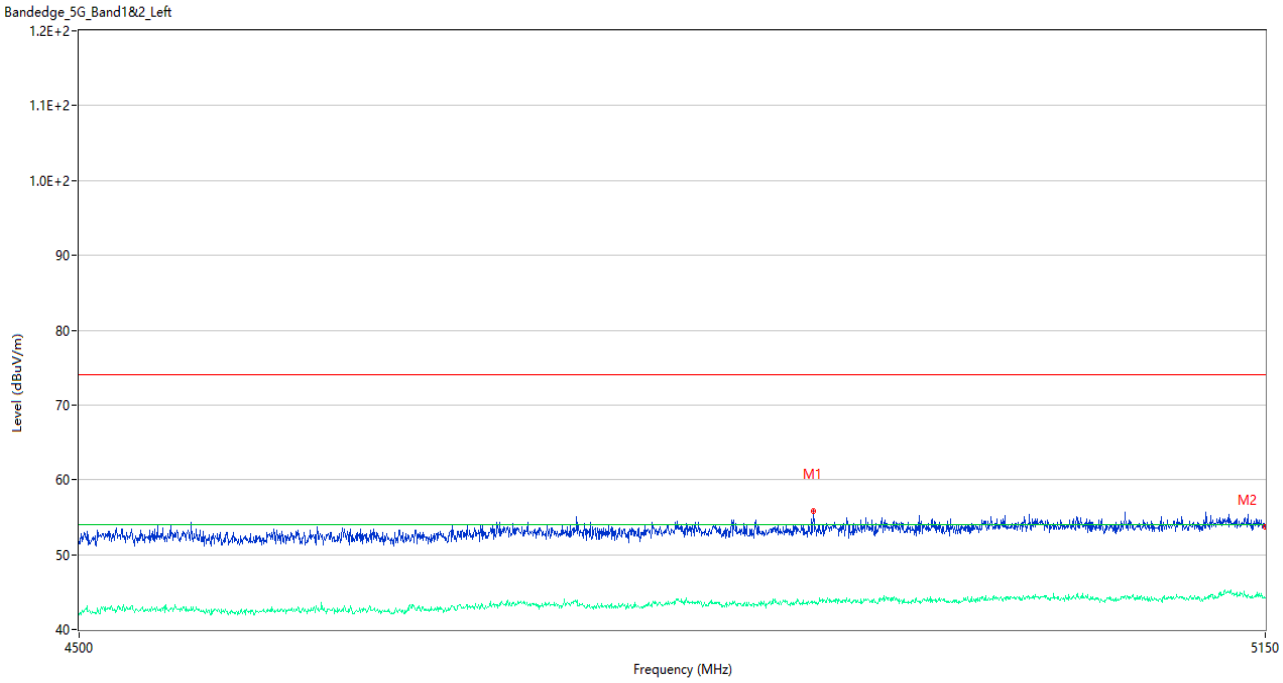

No.	Frequency (MHz)	Results (dBuV/m)	Factor (dB)	Limit (dBuV/m)	Margin (dB)	Detector	Table (Degree)	Height (cm)	Antenna	Verdict
1	4891.950	55.81	2.27	74.0	18.19	Peak	261.00	150	Horizontal	Pass
1**	4891.950	43.68	2.27	54.0	10.32	AV	261.00	150	Horizontal	Pass
2	5150.000	53.77	2.86	74.0	20.23	Peak	288.00	150	Horizontal	Pass
2**	5150.000	44.22	2.86	54.0	9.78	AV	288.00	150	Horizontal	Pass

U-NII-2A 11ac40 High Channel

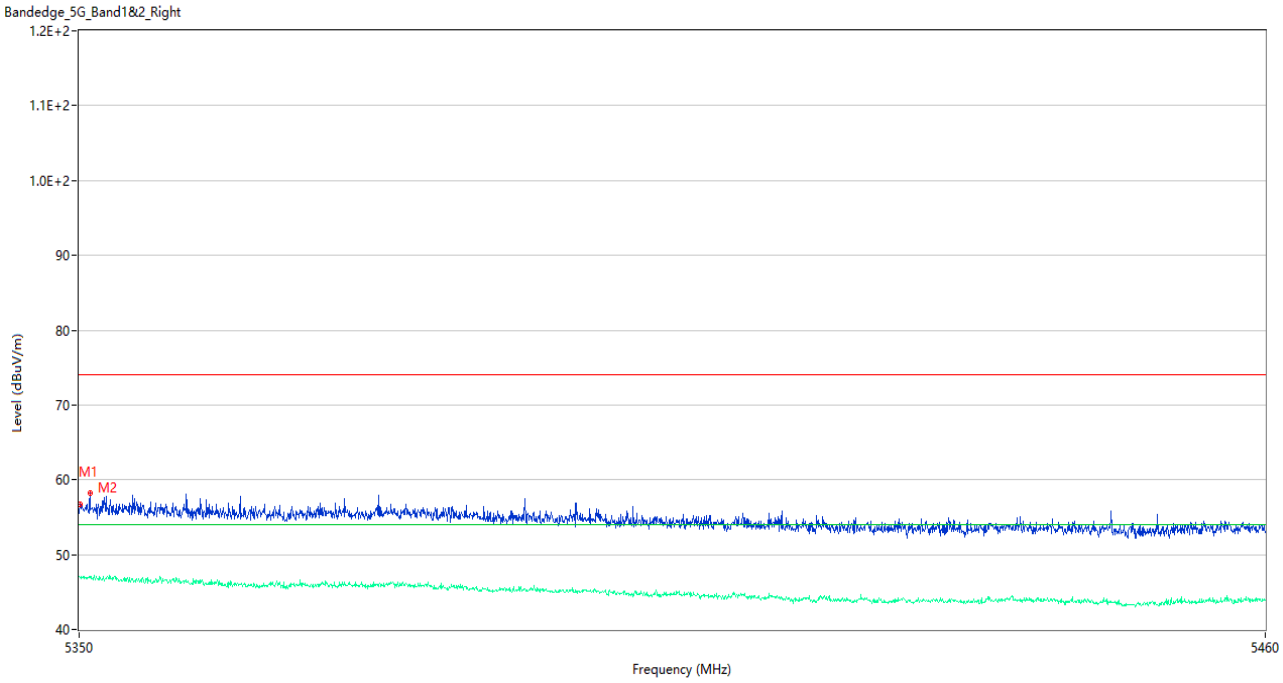

No.	Frequency (MHz)	Results (dBuV/m)	Factor (dB)	Limit (dBuV/m)	Margin (dB)	Detector	Table (Degree)	Height (cm)	Antenna	Verdict
1	5350.055	56.73	3.30	74.0	17.27	Peak	10.00	150	Horizontal	Pass
1**	5350.055	46.86	3.30	54.0	7.14	AV	10.00	150	Horizontal	Pass
2	5350.990	58.18	3.20	74.0	15.82	Peak	19.00	200	Horizontal	Pass
2**	5350.990	46.95	3.20	54.0	7.05	AV	19.00	200	Horizontal	Pass

U-NII-2A 11ac80 Middle Channel

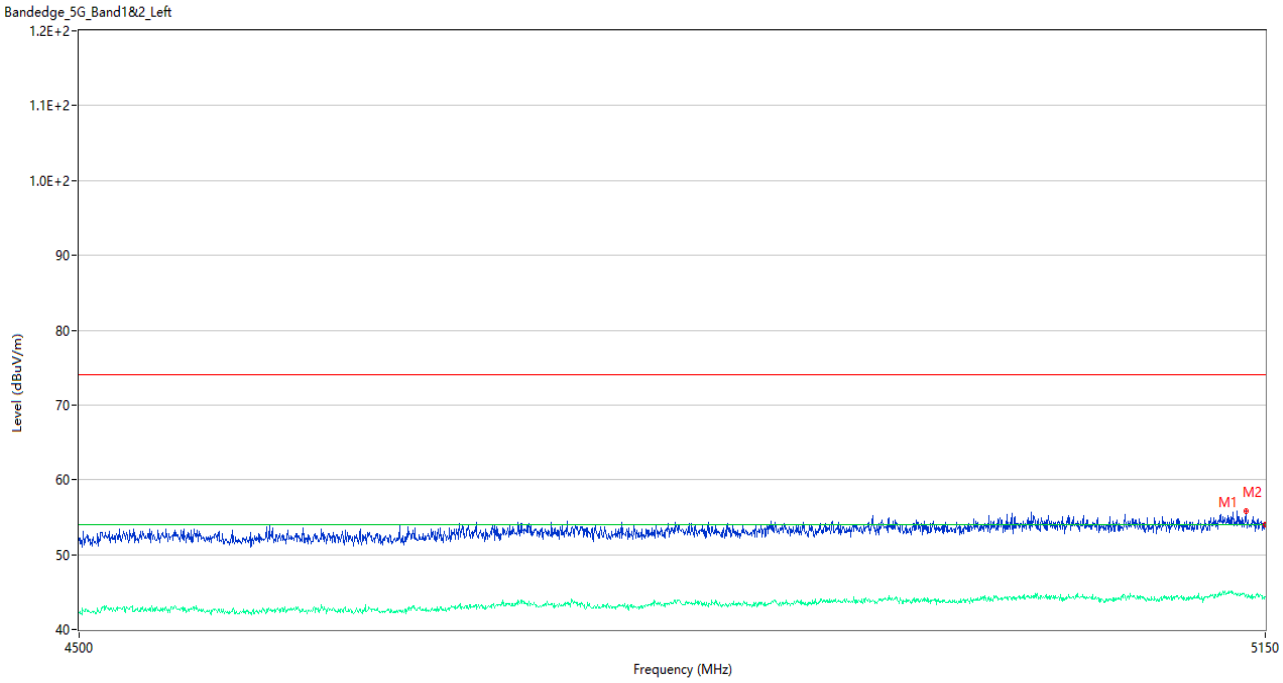

No.	Frequency (MHz)	Results (dBuV/m)	Factor (dB)	Limit (dBuV/m)	Margin (dB)	Detector	Table (Degree)	Height (cm)	Antenna	Verdict
1	5138.625	55.87	2.88	74.0	18.13	Peak	332.00	200	Horizontal	Pass
1**	5138.625	44.53	2.88	54.0	9.47	AV	332.00	200	Horizontal	Pass
2	5150.000	54.04	2.86	74.0	19.96	Peak	205.00	150	Horizontal	Pass
2**	5150.000	44.36	2.86	54.0	9.64	AV	205.00	150	Horizontal	Pass

U-NII-2A 11ac80 Middle Channel

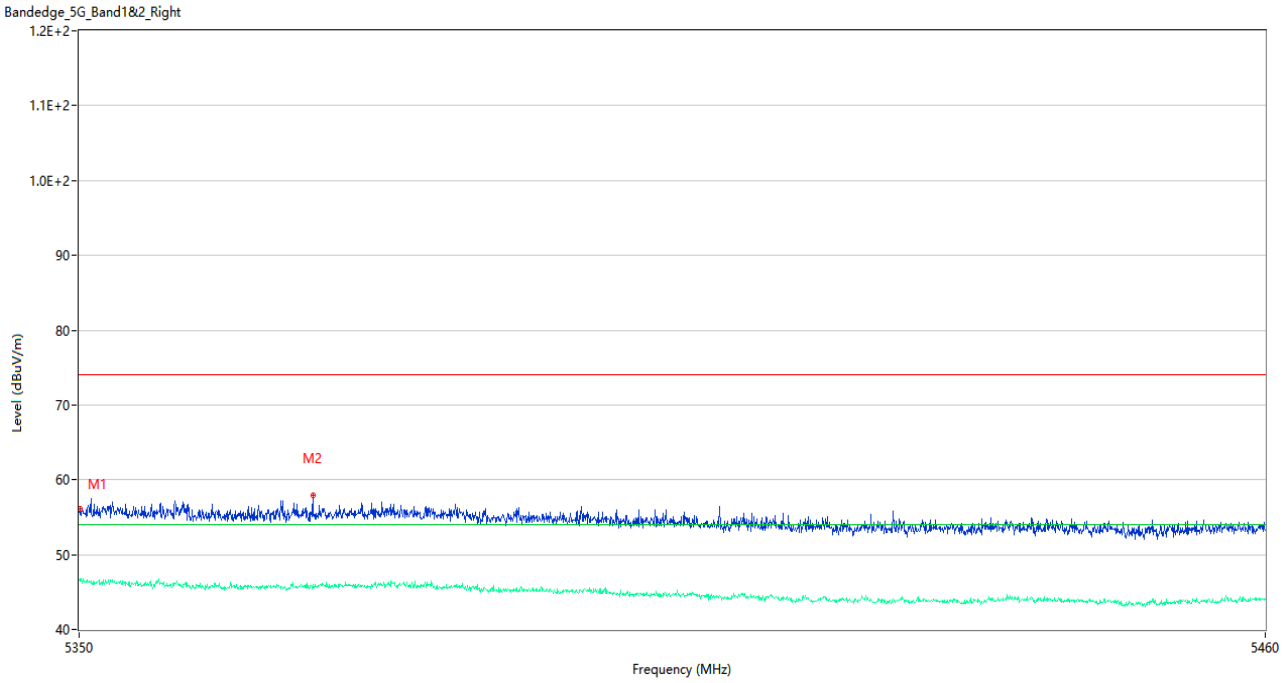

No.	Frequency (MHz)	Results (dBuV/m)	Factor (dB)	Limit (dBuV/m)	Margin (dB)	Detector	Table (Degree)	Height (cm)	Antenna	Verdict
1	5350.055	56.16	3.30	74.0	17.84	Peak	27.00	200	Horizontal	Pass
1**	5350.055	46.55	3.30	54.0	7.45	AV	27.00	200	Horizontal	Pass
2	5371.505	57.89	2.71	74.0	16.11	Peak	20.00	200	Horizontal	Pass
2**	5371.505	45.56	2.71	54.0	8.44	AV	20.00	200	Horizontal	Pass

U-NII-2C 11a Low Channel

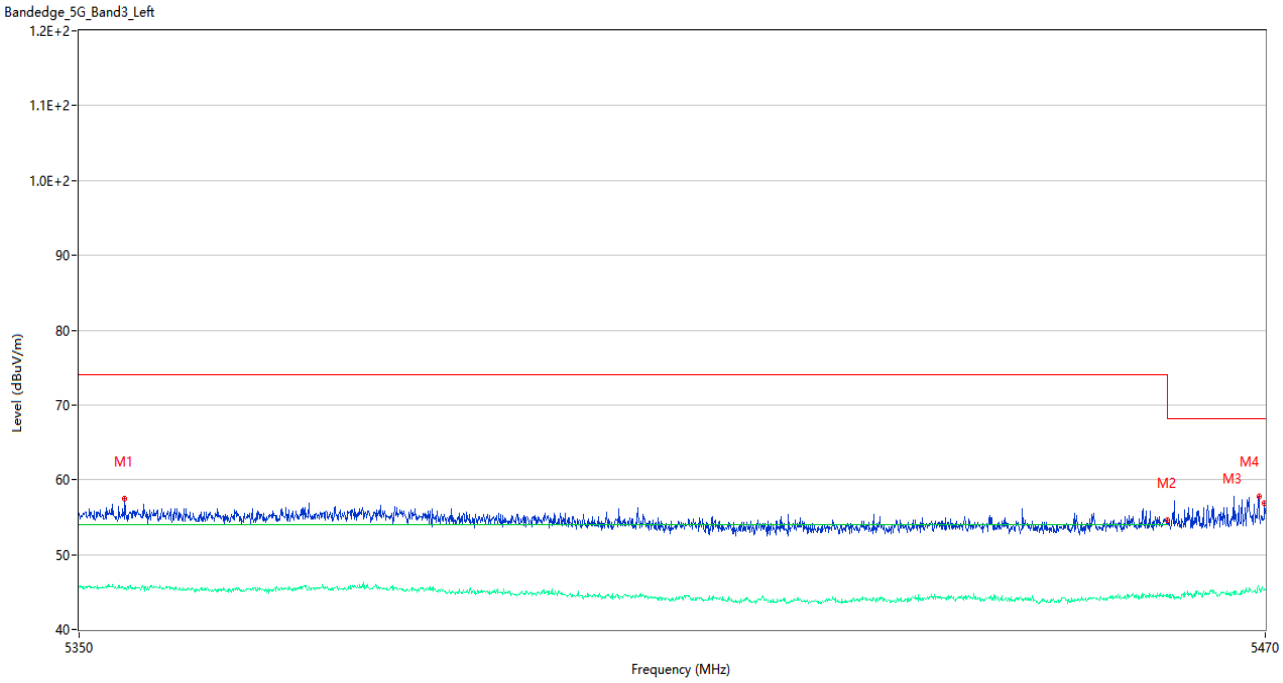

No.	Frequency (MHz)	Results (dBuV/m)	Factor (dB)	Limit (dBuV/m)	Margin (dB)	Detector	Table (Degree)	Height (cm)	Antenna	Verdict
1	5354.560	57.42	2.97	74.0	16.58	Peak	142.00	150	Horizontal	Pass
1**	5354.560	45.45	2.97	54.0	8.55	AV	142.00	150	Horizontal	Pass
2	5459.980	54.66	3.49	74.0	19.34	Peak	360.00	150	Horizontal	Pass
2**	5459.980	44.71	3.49	54.0	9.29	AV	360.00	150	Horizontal	Pass
3	5469.340	57.81	3.26	68.2	10.39	Peak	20.00	100	Horizontal	Pass
3**	5469.340	45.57	3.26	--	--	AV	20.00	100	Horizontal	N/A
4	5469.940	56.92	3.29	68.2	11.28	Peak	29.00	100	Horizontal	Pass
4**	5469.940	45.39	3.29	--	--	AV	29.00	100	Horizontal	N/A

U-NII-2C 11a High Channel

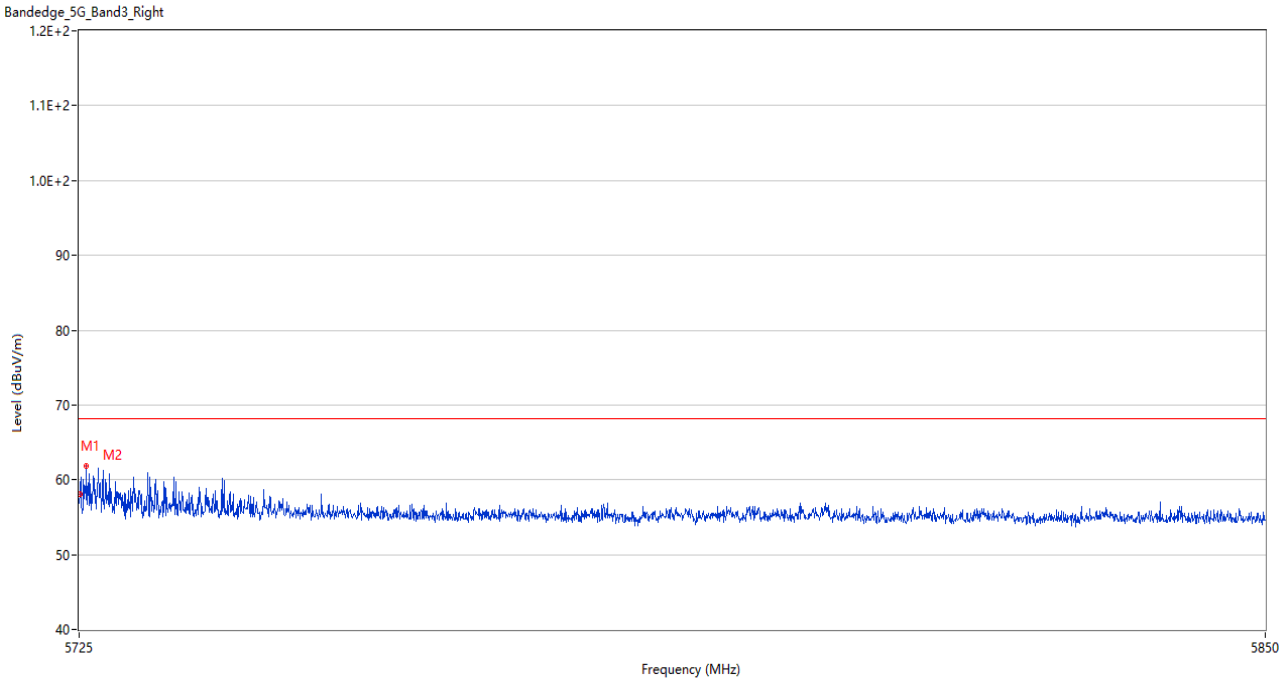

No.	Frequency (MHz)	Results (dBuV/m)	Factor (dB)	Limit (dBuV/m)	Margin (dB)	Detector	Table (Degree)	Height (cm)	Antenna	Verdict
1	5725.063	58.05	3.44	68.2	10.15	Peak	24.00	100	Horizontal	Pass
2	5725.750	61.82	3.71	68.2	6.38	Peak	41.00	100	Horizontal	Pass

U-NII-2C 11n20 Low Channel

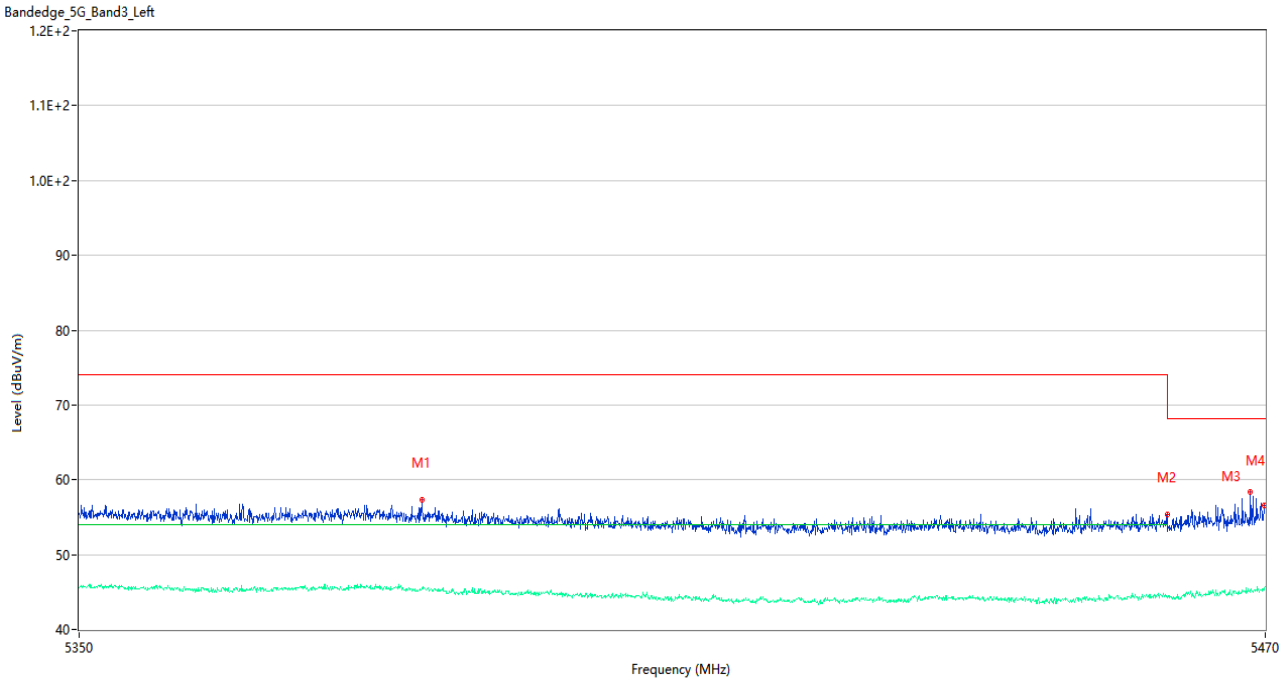

No.	Frequency (MHz)	Results (dBuV/m)	Factor (dB)	Limit (dBuV/m)	Margin (dB)	Detector	Table (Degree)	Height (cm)	Antenna	Verdict
1	5384.380	57.28	3.16	74.0	16.72	Peak	160.00	100	Horizontal	Pass
1**	5384.380	45.40	3.16	54.0	8.60	AV	160.00	100	Horizontal	Pass
2	5459.980	55.33	3.49	74.0	18.67	Peak	53.00	200	Horizontal	Pass
2**	5459.980	44.38	3.49	54.0	9.62	AV	53.00	200	Horizontal	Pass
3	5468.500	58.42	3.31	68.2	9.78	Peak	57.00	150	Horizontal	Pass
3**	5468.500	45.11	3.31	--	--	AV	57.00	150	Horizontal	N/A
4	5469.940	56.61	3.29	68.2	11.59	Peak	14.00	100	Horizontal	Pass
4**	5469.940	45.56	3.29	--	--	AV	14.00	100	Horizontal	N/A

U-NII-2C 11n20 High Channel

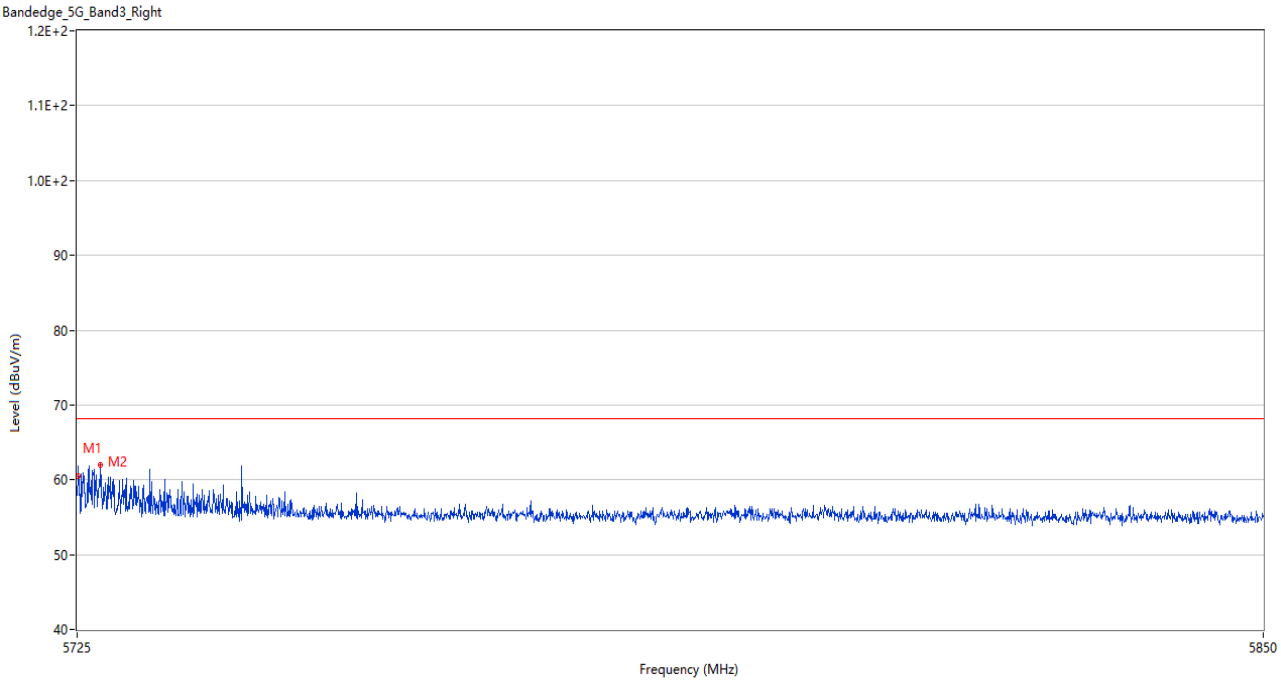

No.	Frequency (MHz)	Results (dBuV/m)	Factor (dB)	Limit (dBuV/m)	Margin (dB)	Detector	Table (Degree)	Height (cm)	Antenna	Verdict
1	5725.063	60.42	3.44	68.2	7.78	Peak	16.00	150	Horizontal	Pass
2	5727.437	61.93	3.68	68.2	6.27	Peak	41.00	150	Horizontal	Pass

U-NII-2C 11n40 Low Channel

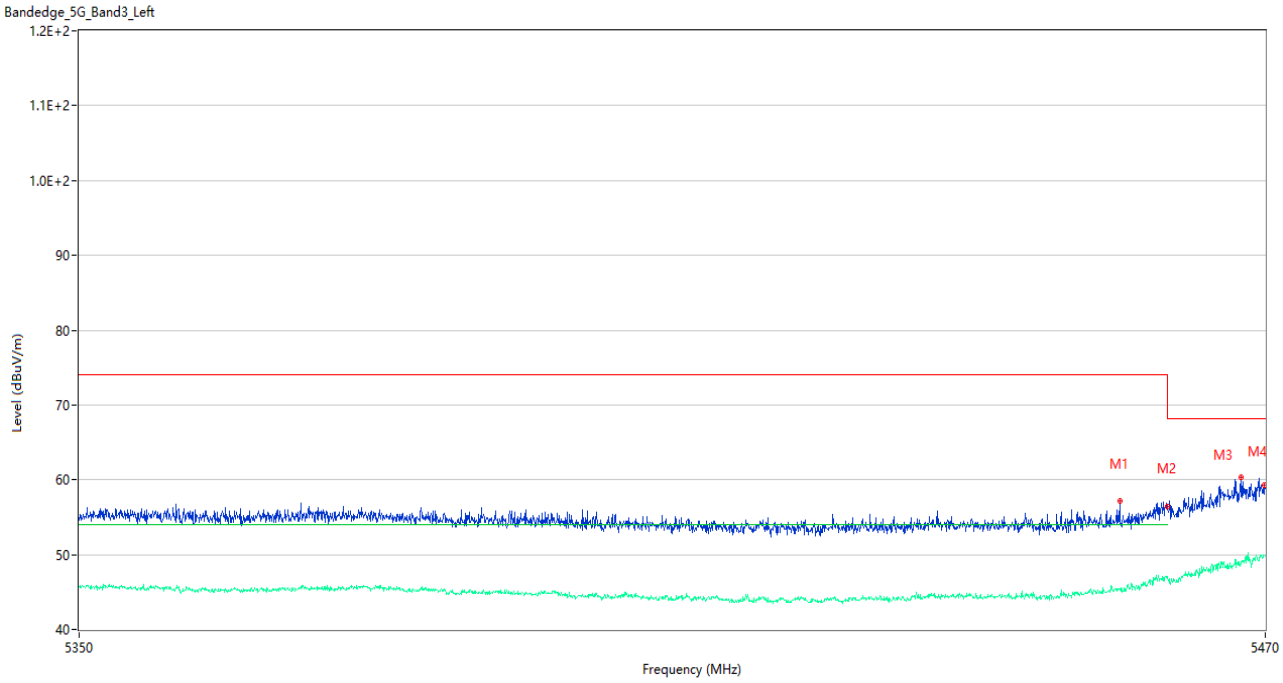

No.	Frequency (MHz)	Results (dBuV/m)	Factor (dB)	Limit (dBuV/m)	Margin (dB)	Detector	Table (Degree)	Height (cm)	Antenna	Verdict
1	5455.120	57.16	3.43	74.0	16.84	Peak	52.00	200	Horizontal	Pass
1**	5455.120	45.24	3.43	54.0	8.76	AV	52.00	200	Horizontal	Pass
2	5459.980	56.47	3.49	74.0	17.53	Peak	42.00	150	Horizontal	Pass
2**	5459.980	47.02	3.49	54.0	6.98	AV	42.00	150	Horizontal	Pass
3	5467.480	60.35	3.12	68.2	7.85	Peak	45.00	100	Horizontal	Pass
3**	5467.480	48.97	3.12	--	--	AV	45.00	100	Horizontal	N/A
4	5469.940	59.32	3.29	68.2	8.88	Peak	50.00	200	Horizontal	Pass
4**	5469.940	49.92	3.29	--	--	AV	50.00	200	Horizontal	N/A

U-NII-2C 11n40 High Channel

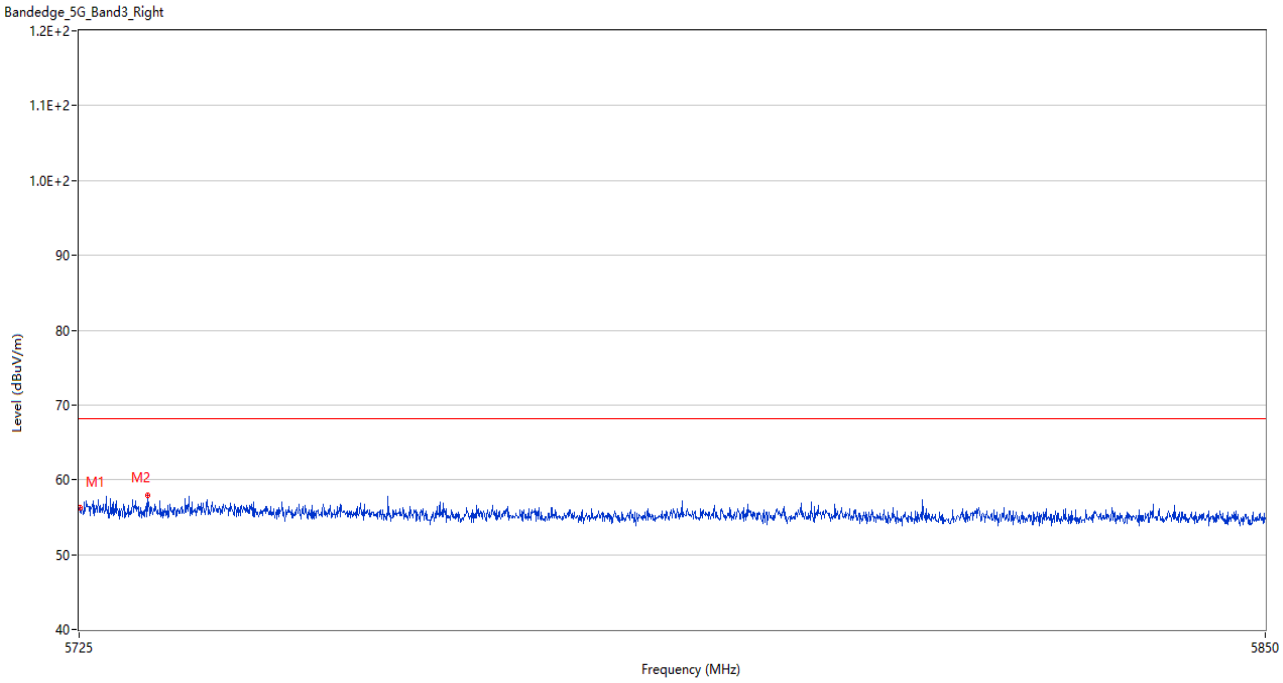

No.	Frequency (MHz)	Results (dBuV/m)	Factor (dB)	Limit (dBuV/m)	Margin (dB)	Detector	Table (Degree)	Height (cm)	Antenna	Verdict
1	5725.063	56.25	3.44	68.2	11.95	Peak	21.00	150	Horizontal	Pass
2	5732.125	57.93	3.47	68.2	10.27	Peak	26.00	150	Horizontal	Pass

U-NII-2C 11ac20 Low Channel

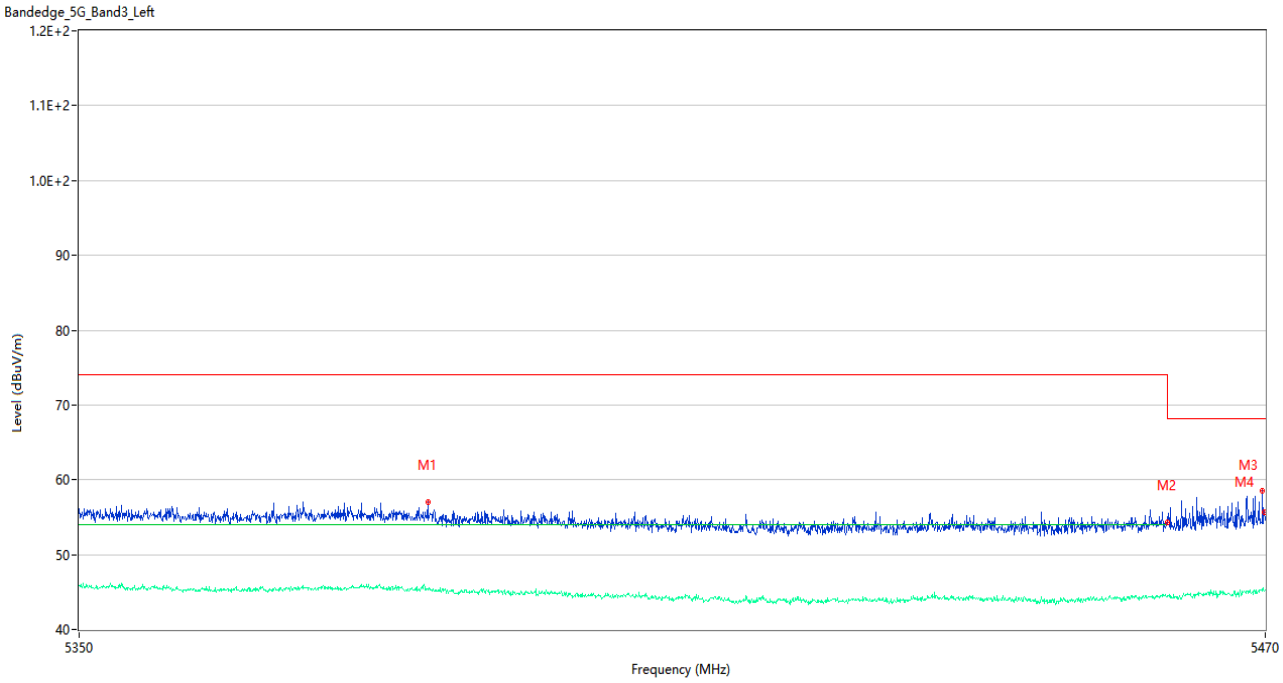

No.	Frequency (MHz)	Results (dBuV/m)	Factor (dB)	Limit (dBuV/m)	Margin (dB)	Detector	Table (Degree)	Height (cm)	Antenna	Verdict
1	5384.980	57.05	3.09	74.0	16.95	Peak	251.00	100	Horizontal	Pass
1**	5384.980	45.41	3.09	54.0	8.59	AV	251.00	100	Horizontal	Pass
2	5459.980	54.30	3.49	74.0	19.70	Peak	64.00	100	Horizontal	Pass
2**	5459.980	44.45	3.49	54.0	9.55	AV	64.00	100	Horizontal	Pass
3	5469.700	58.55	3.28	68.2	9.65	Peak	55.00	150	Horizontal	Pass
3**	5469.700	45.19	3.28	--	--	AV	55.00	150	Horizontal	N/A
4	5469.940	55.61	3.29	68.2	12.59	Peak	11.00	100	Horizontal	Pass
4**	5469.940	45.14	3.29	--	--	AV	11.00	100	Horizontal	N/A

U-NII-2C 11ac20 High Channel

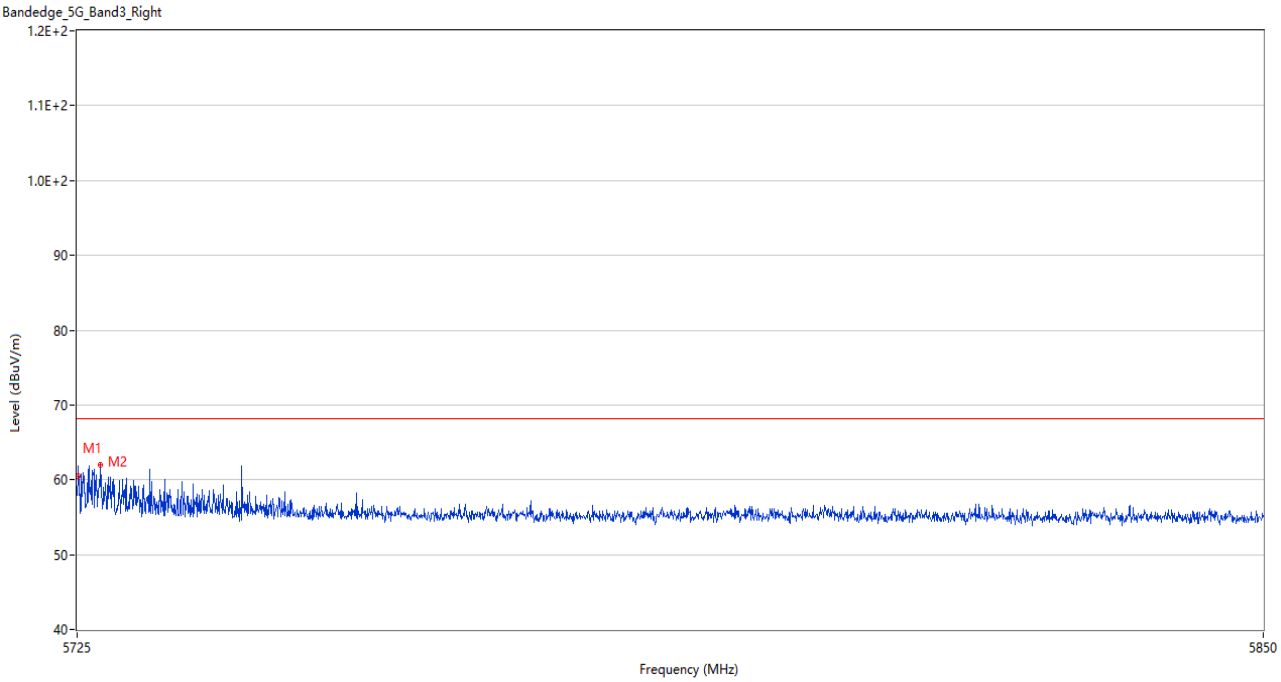

No.	Frequency (MHz)	Results (dBuV/m)	Factor (dB)	Limit (dBuV/m)	Margin (dB)	Detector	Table (Degree)	Height (cm)	Antenna	Verdict
1	5725.063	60.42	3.44	68.2	7.78	Peak	16.00	150	Horizontal	Pass
2	5727.437	61.93	3.68	68.2	6.27	Peak	41.00	150	Horizontal	Pass

U-NII-2C 11ac40 Low Channel

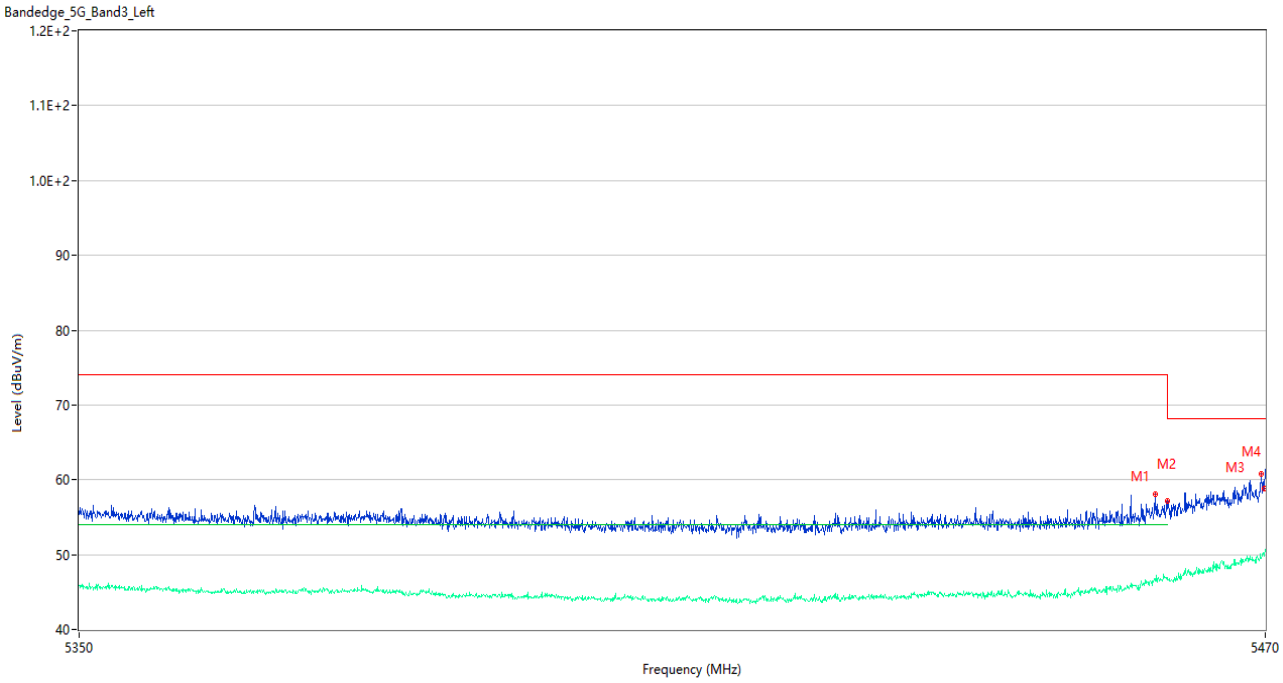

No.	Frequency (MHz)	Results (dBuV/m)	Factor (dB)	Limit (dBuV/m)	Margin (dB)	Detector	Table (Degree)	Height (cm)	Antenna	Verdict
1	5458.720	58.11	3.52	74.0	15.89	Peak	55.00	150	Horizontal	Pass
1**	5458.720	46.74	3.52	54.0	7.26	AV	55.00	150	Horizontal	Pass
2	5459.980	57.13	3.49	74.0	16.87	Peak	43.00	100	Horizontal	Pass
2**	5459.980	46.64	3.49	54.0	7.36	AV	43.00	100	Horizontal	Pass
3	5469.580	60.76	3.29	68.2	7.44	Peak	51.00	100	Horizontal	Pass
3**	5469.580	49.49	3.29	--	--	AV	51.00	100	Horizontal	N/A
4	5469.940	58.79	3.29	68.2	9.41	Peak	29.00	100	Horizontal	Pass
4**	5469.940	49.87	3.29	--	--	AV	29.00	100	Horizontal	N/A

U-NII-2C 11ac40 High Channel

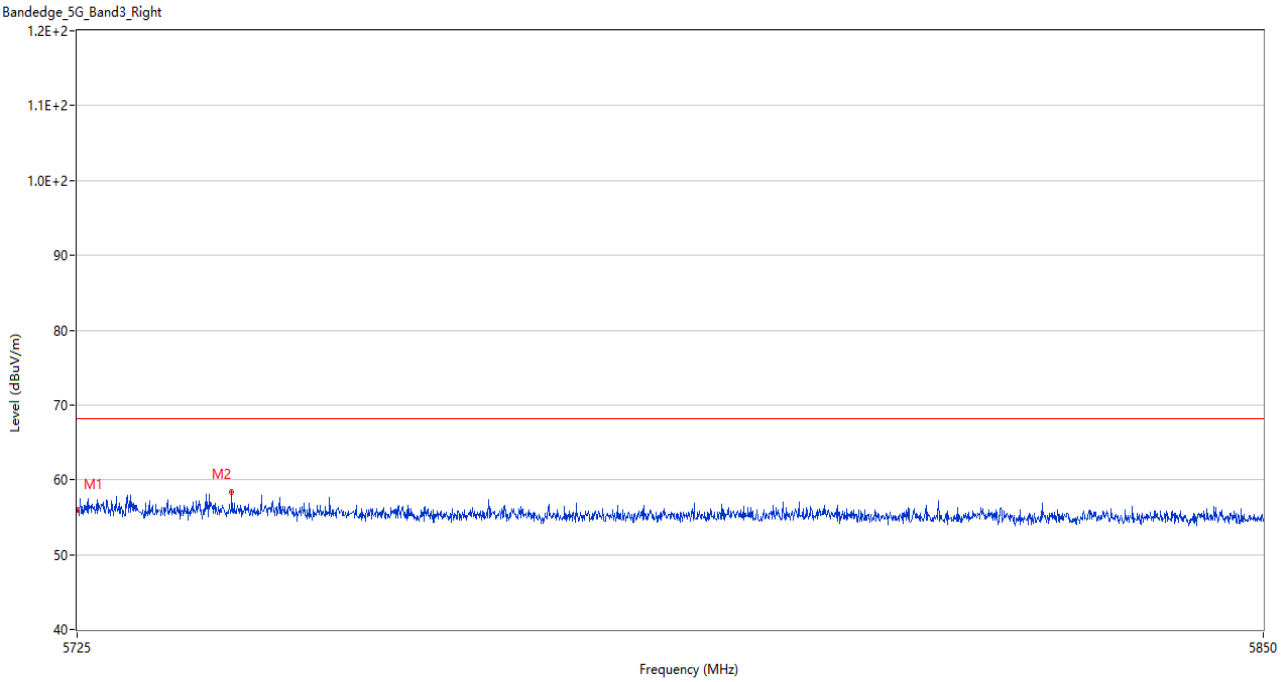

No.	Frequency (MHz)	Results (dBuV/m)	Factor (dB)	Limit (dBuV/m)	Margin (dB)	Detector	Table (Degree)	Height (cm)	Antenna	Verdict
1	5725.000	55.97	3.51	68.2	12.23	Peak	10.00	200	Horizontal	Pass
2	5741.125	58.38	3.95	68.2	9.82	Peak	11.00	150	Horizontal	Pass

U-NII-2C 11ac80 Low Channel

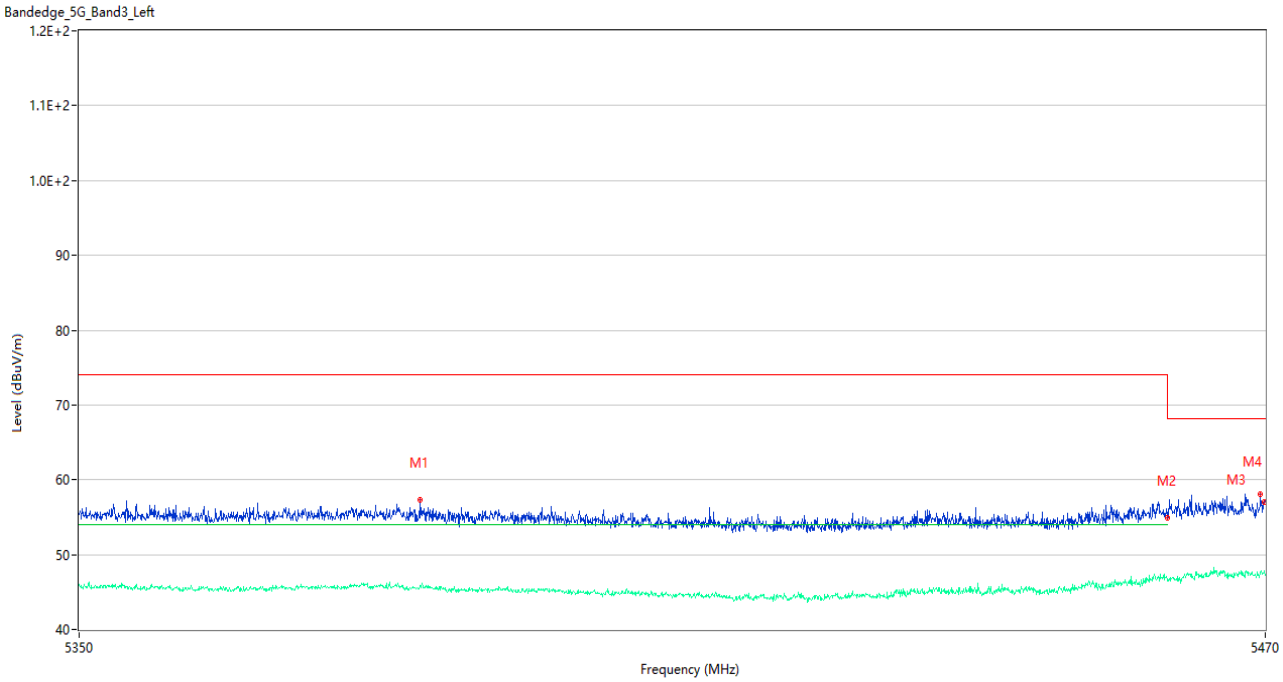

No.	Frequency (MHz)	Results (dBuV/m)	Factor (dB)	Limit (dBuV/m)	Margin (dB)	Detector	Table (Degree)	Height (cm)	Antenna	Verdict
1	5384.260	57.37	3.06	74.0	16.63	Peak	109.00	200	Horizontal	Pass
1**	5384.260	45.89	3.06	54.0	8.11	AV	109.00	200	Horizontal	Pass
2	5459.980	54.93	3.49	74.0	19.07	Peak	16.00	200	Horizontal	Pass
2**	5459.980	46.77	3.49	54.0	7.23	AV	16.00	200	Horizontal	Pass
3	5469.520	58.15	3.30	68.2	10.05	Peak	49.00	200	Horizontal	Pass
3**	5469.520	47.66	3.30	--	--	AV	49.00	200	Horizontal	N/A
4	5469.940	56.96	3.29	68.2	11.24	Peak	46.00	100	Horizontal	Pass
4**	5469.940	47.77	3.29	--	--	AV	46.00	100	Horizontal	N/A

U-NII-2C 11ac80 High Channel

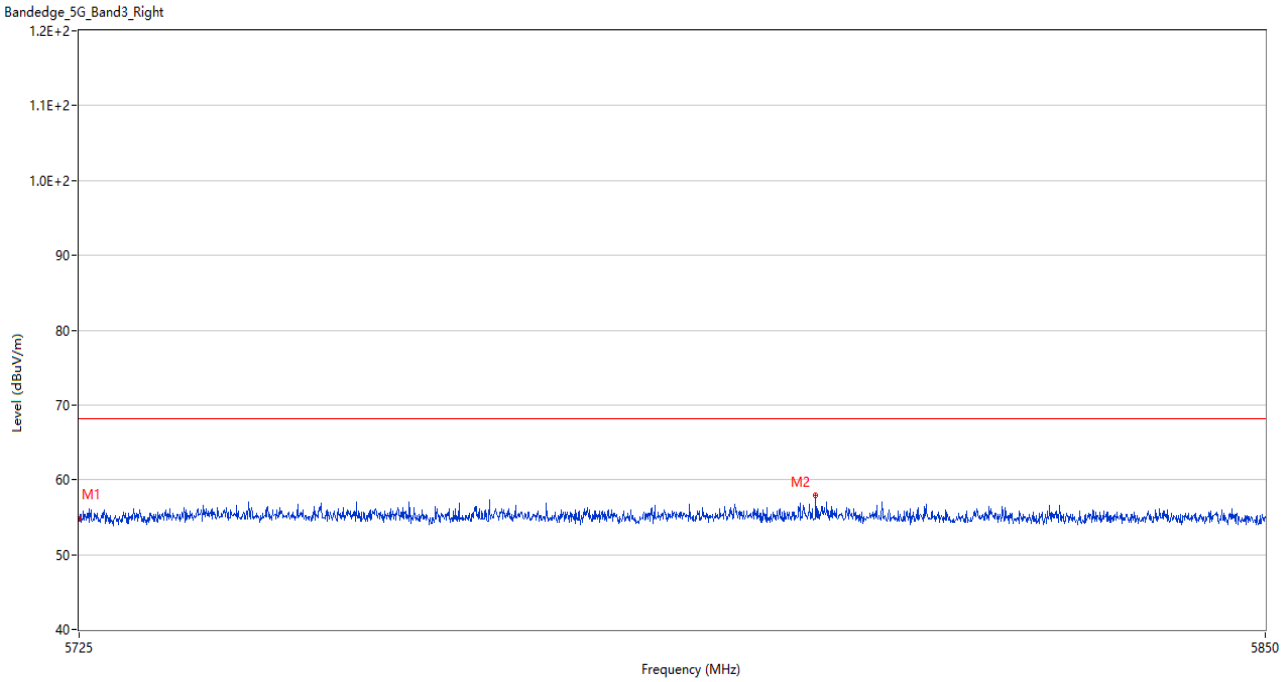

No.	Frequency (MHz)	Results (dBuV/m)	Factor (dB)	Limit (dBuV/m)	Margin (dB)	Detector	Table (Degree)	Height (cm)	Antenna	Verdict
1	5725.000	54.81	3.51	68.2	13.39	Peak	259.00	100	Horizontal	Pass
2	5802.313	57.86	3.68	68.2	10.34	Peak	269.00	100	Horizontal	Pass

U-NII-3 11a Low Channel

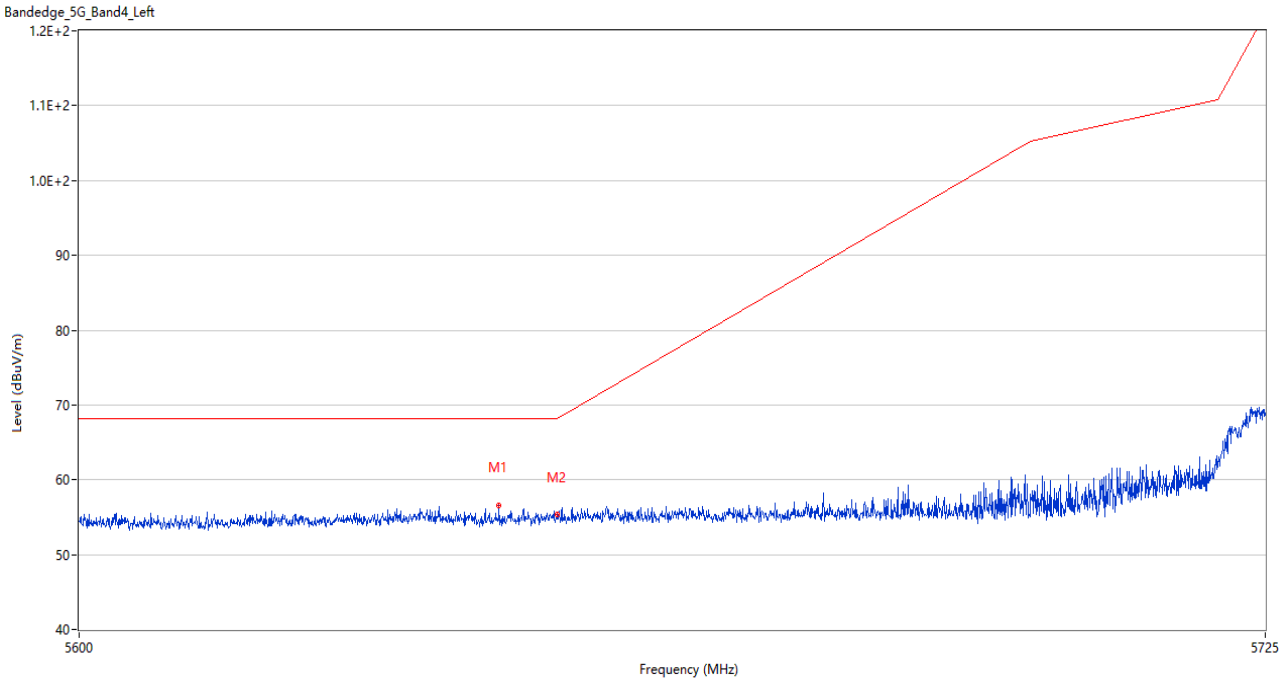

No.	Frequency (MHz)	Results (dBuV/m)	Factor (dB)	Limit (dBuV/m)	Margin (dB)	Detector	Table (Degree)	Height (cm)	Antenna	Verdict
1	5643.937	56.64	3.28	68.2	11.56	Peak	179.00	100	Horizontal	Pass
2	5650.000	55.32	3.72	68.2	12.88	Peak	74.00	200	Horizontal	Pass

U-NII-3 11a High Channel

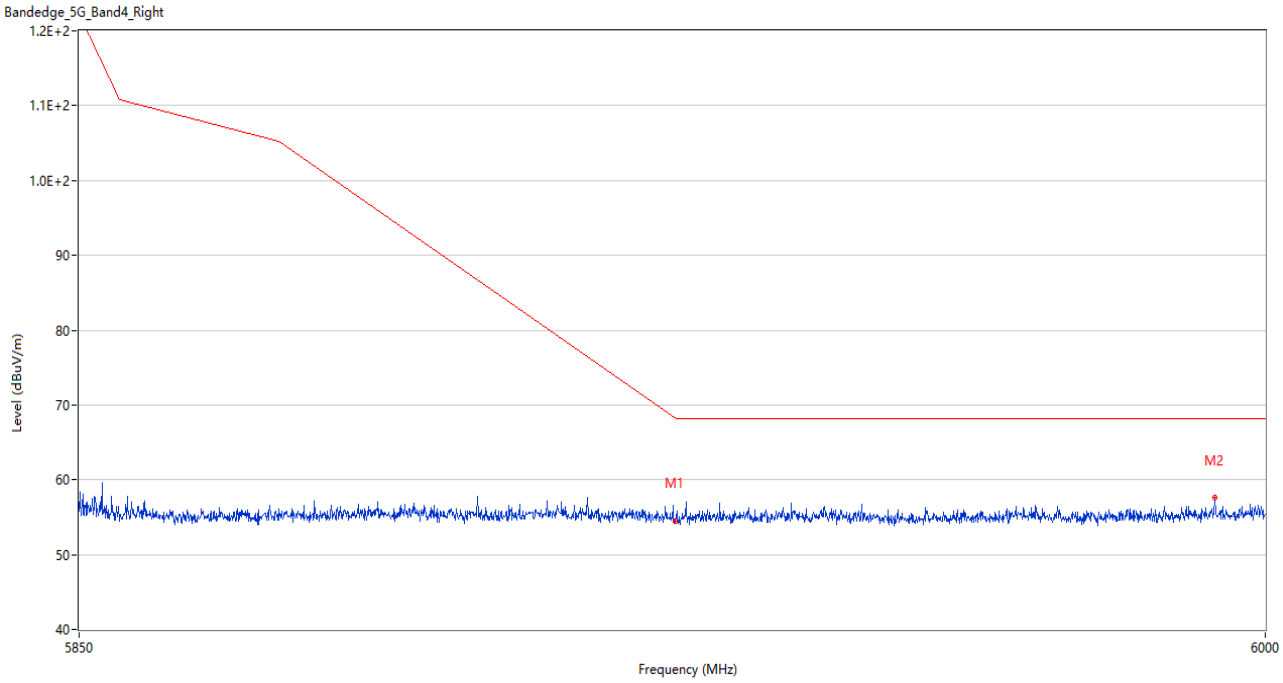

No.	Frequency (MHz)	Results (dBuV/m)	Factor (dB)	Limit (dBuV/m)	Margin (dB)	Detector	Table (Degree)	Height (cm)	Antenna	Verdict
1	5924.925	54.52	3.42	68.3	13.78	Peak	62.00	200	Horizontal	Pass
2	5993.550	57.58	4.66	68.2	10.62	Peak	354.00	100	Horizontal	Pass

U-NII-3 11n20 Low Channel

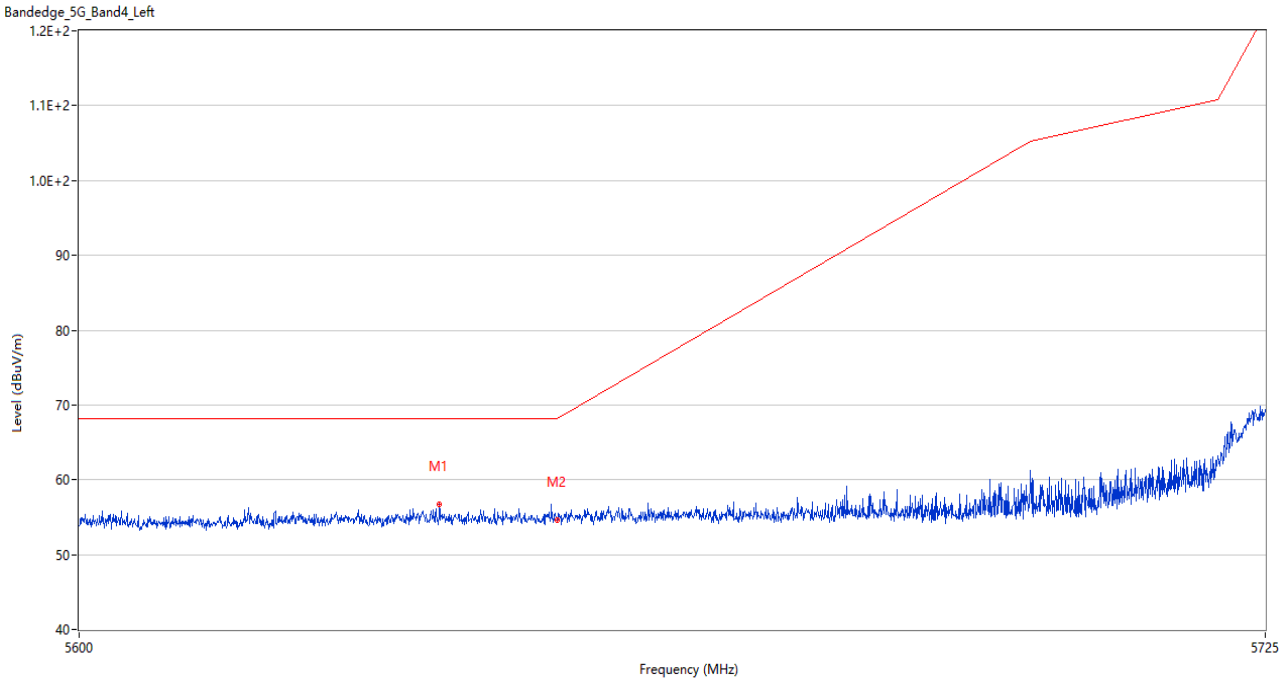

No.	Frequency (MHz)	Results (dBuV/m)	Factor (dB)	Limit (dBuV/m)	Margin (dB)	Detector	Table (Degree)	Height (cm)	Antenna	Verdict
1	5637.687	56.77	3.56	68.2	11.43	Peak	344.00	150	Horizontal	Pass
2	5650.000	54.68	3.72	68.2	13.52	Peak	308.00	100	Horizontal	Pass

U-NII-3 11n20 High Channel

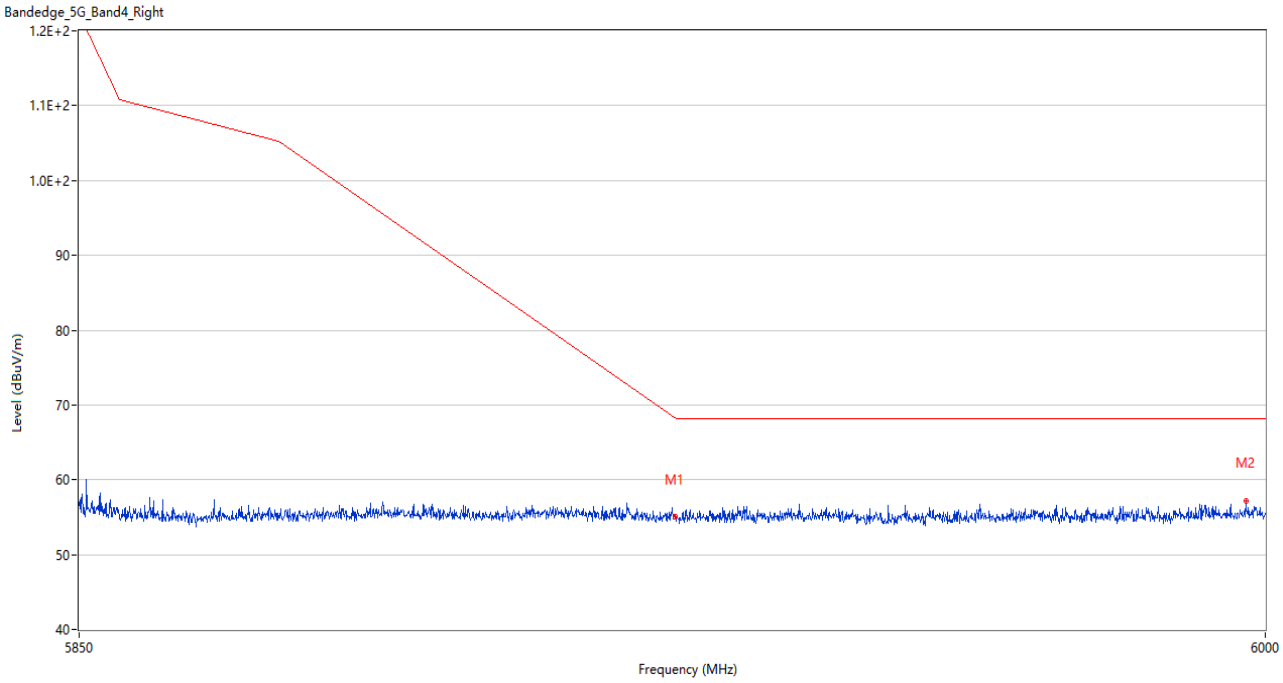

No.	Frequency (MHz)	Results (dBuV/m)	Factor (dB)	Limit (dBuV/m)	Margin (dB)	Detector	Table (Degree)	Height (cm)	Antenna	Verdict
1	5924.925	55.04	3.42	68.3	13.26	Peak	0.00	100	Horizontal	Pass
2	5997.525	57.22	4.98	68.2	10.98	Peak	189.00	200	Horizontal	Pass

U-NII-3 11n40 Low Channel

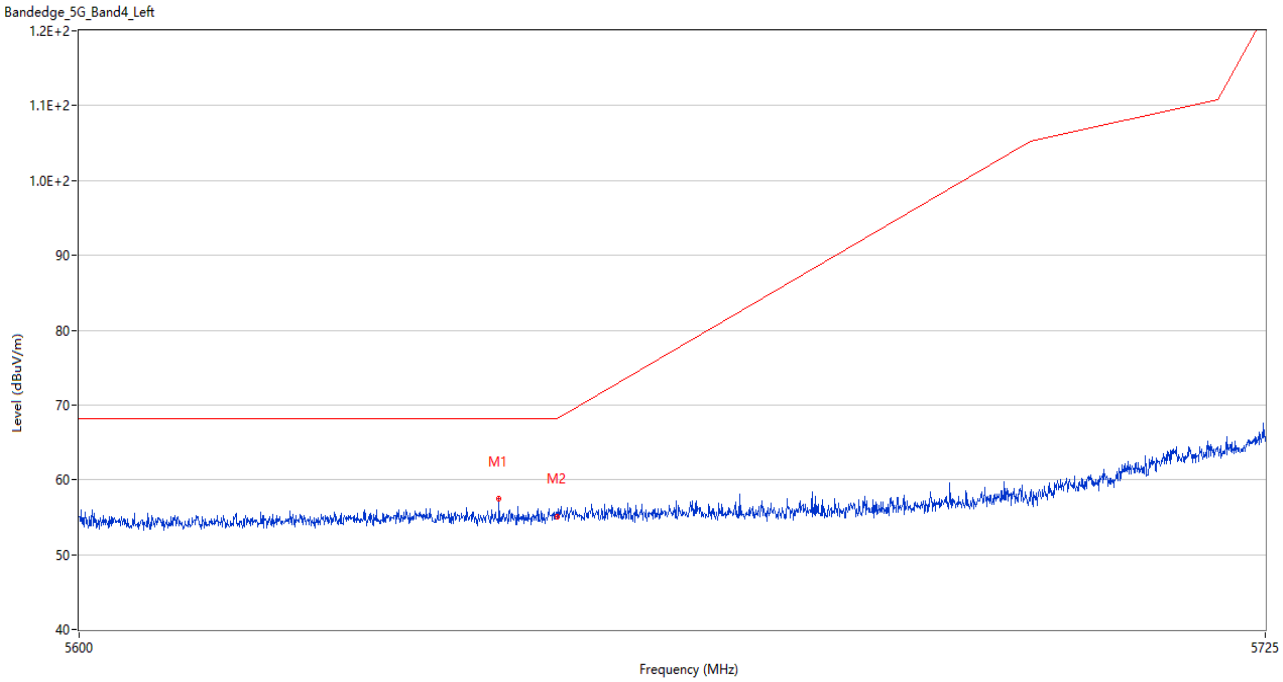

No.	Frequency (MHz)	Results (dBuV/m)	Factor (dB)	Limit (dBuV/m)	Margin (dB)	Detector	Table (Degree)	Height (cm)	Antenna	Verdict
1	5643.937	57.46	3.28	68.2	10.74	Peak	0.00	100	Horizontal	Pass
2	5650.000	55.12	3.72	68.2	13.08	Peak	18.00	150	Horizontal	Pass

U-NII-3 11n40 High Channel

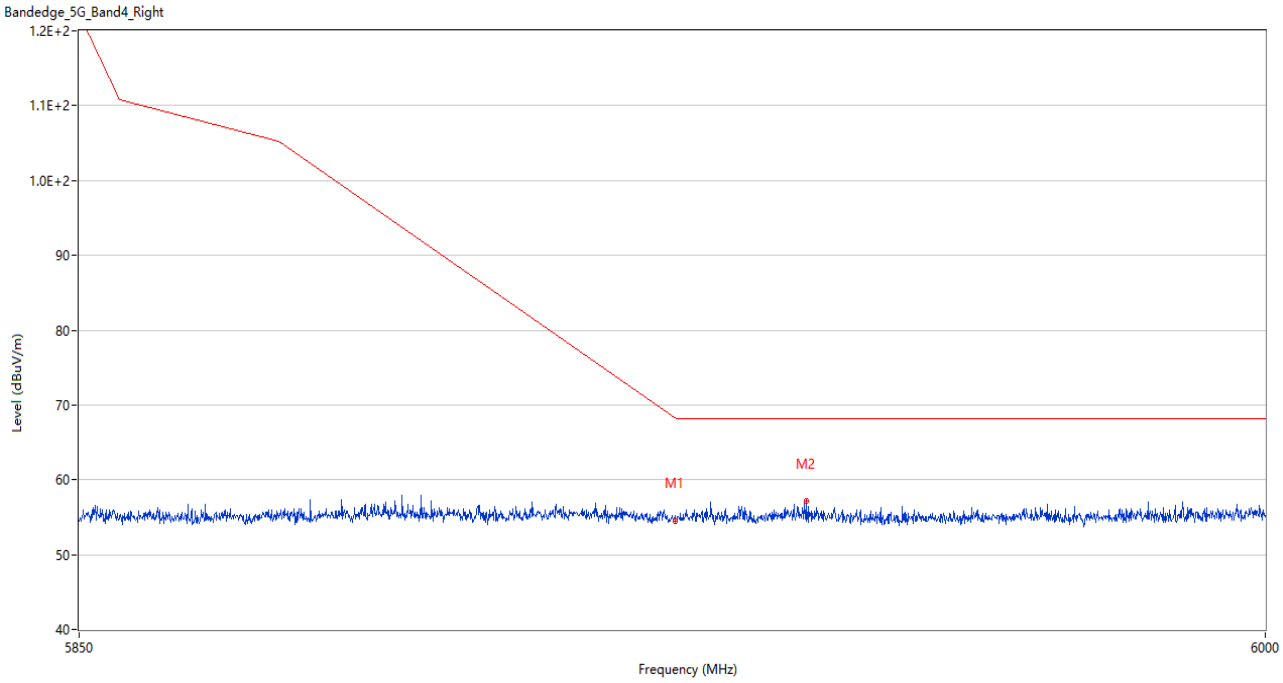

No.	Frequency (MHz)	Results (dBuV/m)	Factor (dB)	Limit (dBuV/m)	Margin (dB)	Detector	Table (Degree)	Height (cm)	Antenna	Verdict
1	5924.925	54.51	3.42	68.3	13.79	Peak	48.00	100	Horizontal	Pass
2	5941.500	57.11	3.48	68.2	11.09	Peak	227.00	200	Horizontal	Pass

U-NII-3 11ac20 Low Channel

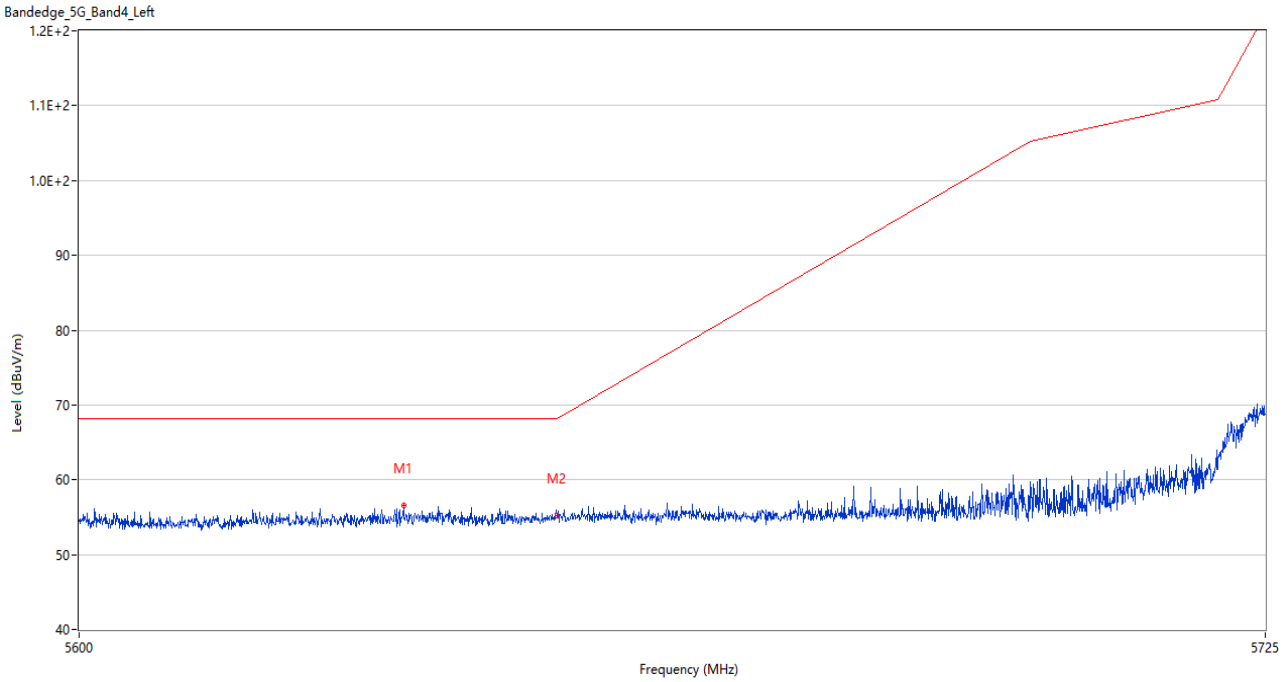

No.	Frequency (MHz)	Results (dBuV/m)	Factor (dB)	Limit (dBuV/m)	Margin (dB)	Detector	Table (Degree)	Height (cm)	Antenna	Verdict
1	5633.937	56.59	3.42	68.2	11.61	Peak	243.00	200	Horizontal	Pass
2	5650.000	55.22	3.72	68.2	12.98	Peak	148.00	100	Horizontal	Pass

U-NII-3 11ac20 High Channel

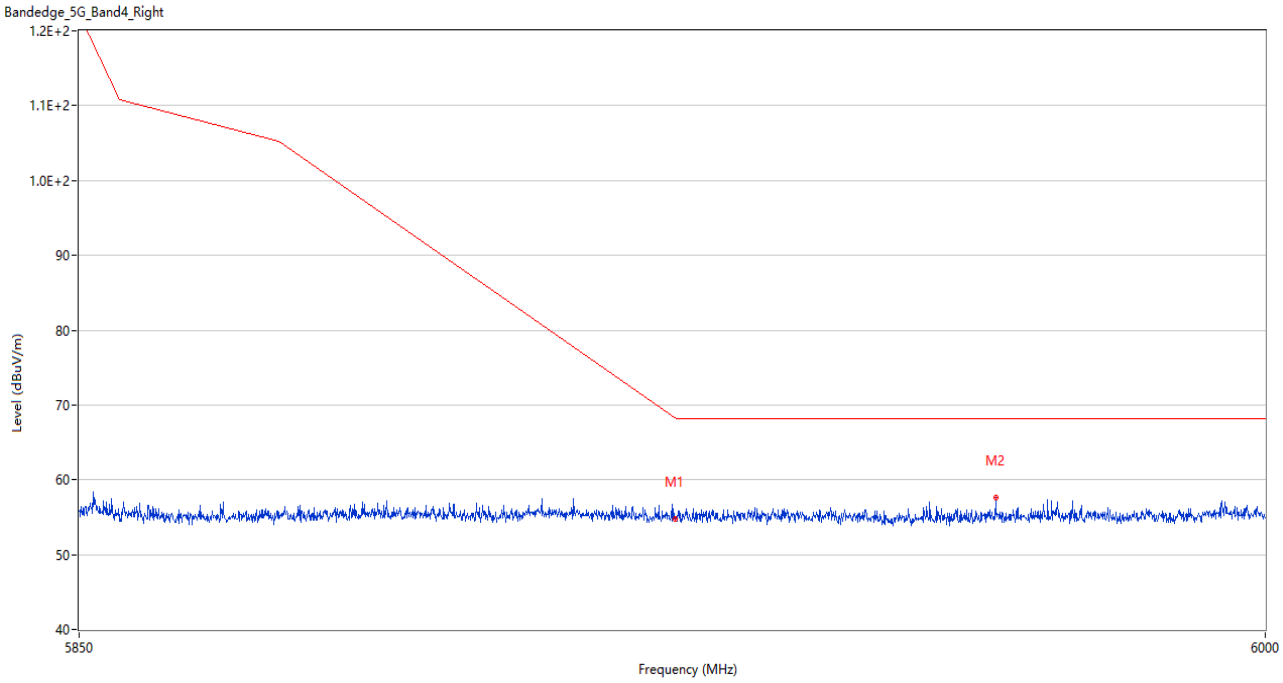

No.	Frequency (MHz)	Results (dBuV/m)	Factor (dB)	Limit (dBuV/m)	Margin (dB)	Detector	Table (Degree)	Height (cm)	Antenna	Verdict
1	5924.925	54.69	3.42	68.3	13.61	Peak	213.00	150	Horizontal	Pass
2	5965.575	57.60	3.75	68.2	10.60	Peak	359.00	200	Horizontal	Pass

U-NII-3 11ac40 Low Channel

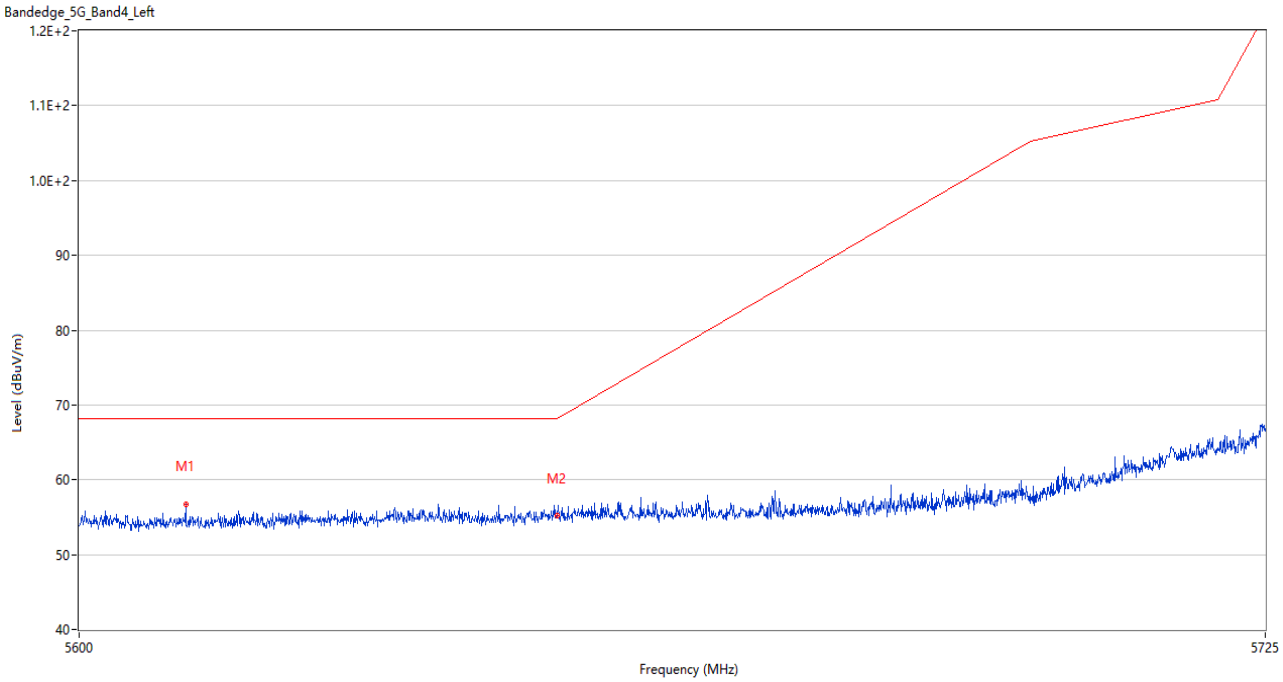

No.	Frequency (MHz)	Results (dBuV/m)	Factor (dB)	Limit (dBuV/m)	Margin (dB)	Detector	Table (Degree)	Height (cm)	Antenna	Verdict
1	5611.125	56.79	3.29	68.2	11.41	Peak	93.00	150	Horizontal	Pass
2	5650.000	55.19	3.72	68.2	13.01	Peak	340.00	100	Horizontal	Pass

U-NII-3 11ac40 High Channel

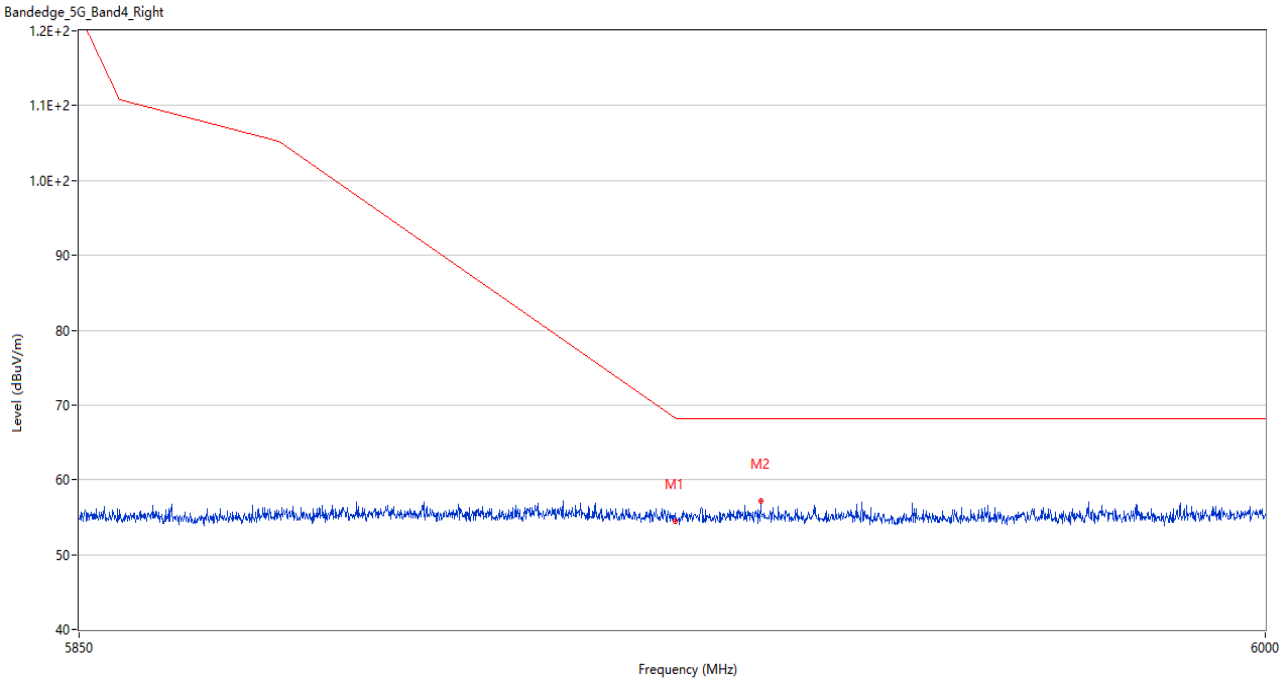

No.	Frequency (MHz)	Results (dBuV/m)	Factor (dB)	Limit (dBuV/m)	Margin (dB)	Detector	Table (Degree)	Height (cm)	Antenna	Verdict
1	5924.925	54.44	3.42	68.3	13.86	Peak	152.00	150	Horizontal	Pass
2	5935.725	57.16	3.55	68.2	11.04	Peak	103.00	200	Horizontal	Pass

U-NII-3 11ac80 Middle Channel

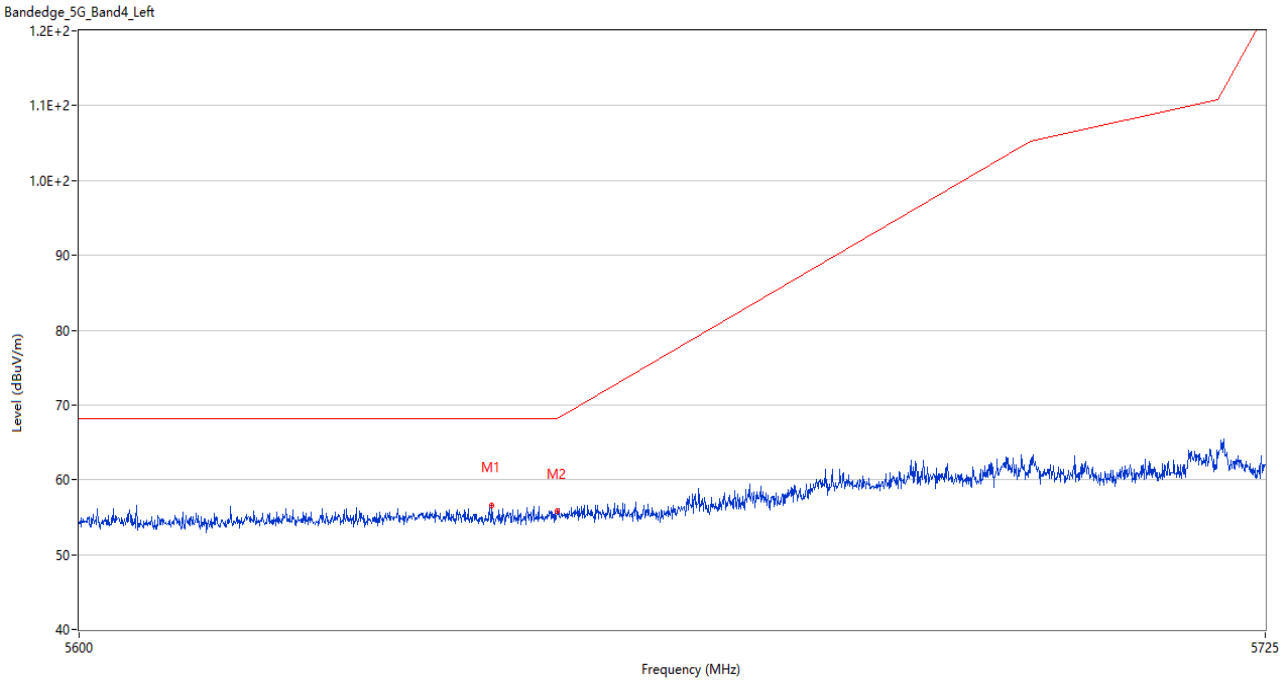

No.	Frequency (MHz)	Results (dBuV/m)	Factor (dB)	Limit (dBuV/m)	Margin (dB)	Detector	Table (Degree)	Height (cm)	Antenna	Verdict
1	5643.125	56.62	3.21	68.2	11.58	Peak	50.00	200	Horizontal	Pass
2	5650.000	55.75	3.72	68.2	12.45	Peak	1.00	200	Horizontal	Pass

U-NII-3 11ac80 Middle Channel

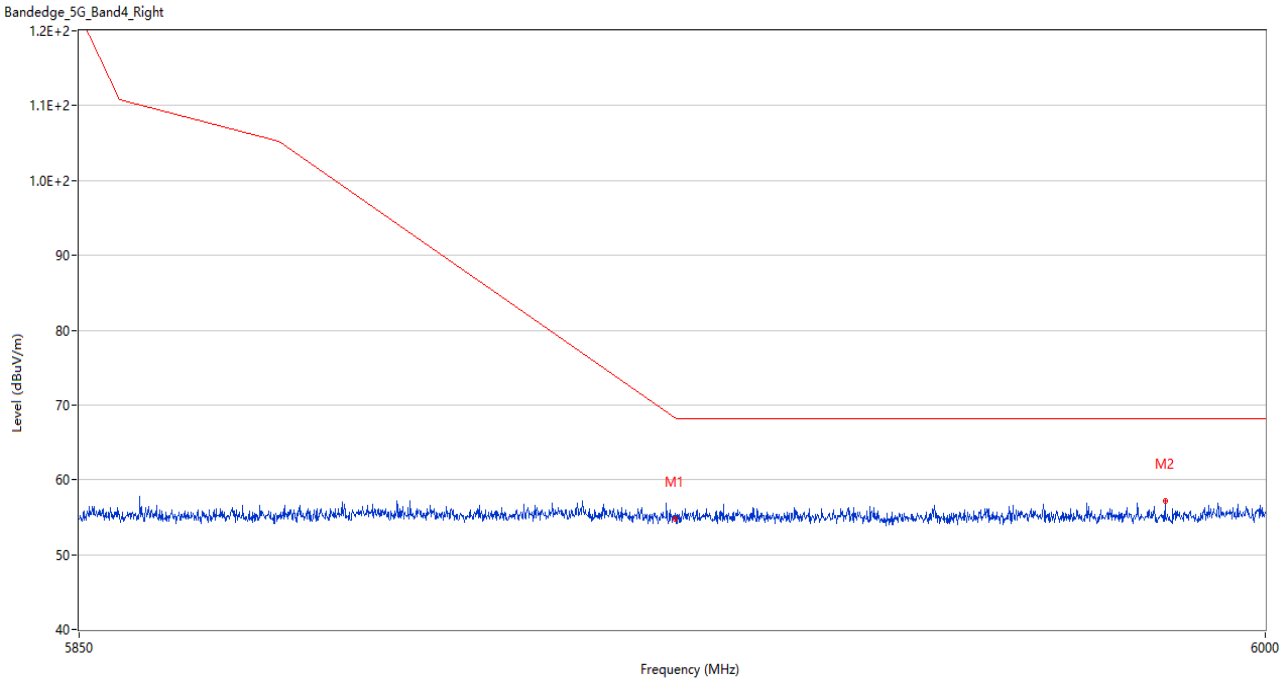

No.	Frequency (MHz)	Results (dBuV/m)	Factor (dB)	Limit (dBuV/m)	Margin (dB)	Detector	Table (Degree)	Height (cm)	Antenna	Verdict
1	5924.925	54.70	3.42	68.3	13.60	Peak	342.00	100	Horizontal	Pass
2	5987.175	57.16	4.09	68.2	11.04	Peak	84.00	150	Horizontal	Pass

ANNEX B TEST SETUP PHOTOS

Please refer the document “BL-SZ2460995-AR.PDF”.

ANNEX C EUT EXTERNAL PHOTOS

Please refer the document “BL-SZ2460995-AW.PDF”.

ANNEX D EUT INTERNAL PHOTOS

Please refer the document “BL-SZ2460995-AI.PDF”.

Statement

1. The laboratory guarantees the scientificity, accuracy and impartiality of the test, and is responsible for all the information in the report, except the information provided by the customer. The customer is responsible for the impact of the information provided on the validity of the results.
2. The report without China inspection body and laboratory Mandatory Approval (CMA) mark has no effect of proving to the society.
3. For the report with CNAS mark or A2LA mark, the items marked with "☆" are not within the accredited scope.
4. This report is invalid if it is altered, without the signature of the testing and approval personnel, or without the “inspection and testing dedicated stamp” or test report stamp.
5. The test data and results are only valid for the tested samples provided by the customer.
6. This report shall not be partially reproduced without the written permission of the laboratory.
7. Any objection shall be raised to the laboratory within 30 days after receiving the report.

--END OF REPORT--