A.4 Band Edge (Authorized-band band-edge)

Note: The 99% OBW of the fundamental emission is without 2 MHz of the authorized band.

Test Data

802.11b Mode：

Channel	Measured Max. Band Edge Emission (dBm)	Limit (dBm)		Verdict
		Carrier Level	Calculated 20 dBc Limit	
1	-39.21	9.24	-10.76	Pass
11	-44.13	9.12	-10.88	Pass
12	-39.96	9.25	-10.75	Pass
13	-40.54	6.13	-13.87	Pass

802.11g Mode：

Channel	Measured Max. Band Edge Emission (dBm)	Limit (dBm)		Verdict
		Carrier Level	Calculated 20 dBc Limit	
1	-32.51	6.60	-13.40	Pass
11	-37.01	6.52	-13.48	Pass
12	-39.58	5.29	-14.71	Pass
13	-39.55	-2.21	-22.21	Pass

802.11n-20 MHz Mode:

Channel	Measured Max. Band Edge Emission (dBm)	Limit (dBm)		Verdict
		Carrier Level	Calculated 20 dBc Limit	
1	-33.98	6.15	-13.85	Pass
11	-39.26	6.03	-13.97	Pass
12	-39.68	5.23	-14.77	Pass
13	-39.85	-2.34	-22.34	Pass

802.11n-40 MHz Mode:

Channel	Measured Max. Band Edge Emission (dBm)	Limit (dBm)		Verdict
		Carrier Level	Calculated 20 dBc Limit	
3	-38.21	-1.11	-21.11	Pass
9	-40.42	-0.81	-20.81	Pass
10	-42.52	-0.73	-20.73	Pass
11	-42.93	-11.24	-31.24	Pass

Test Plots

802.11b CHANNEL 1, CARRIER LEVEL

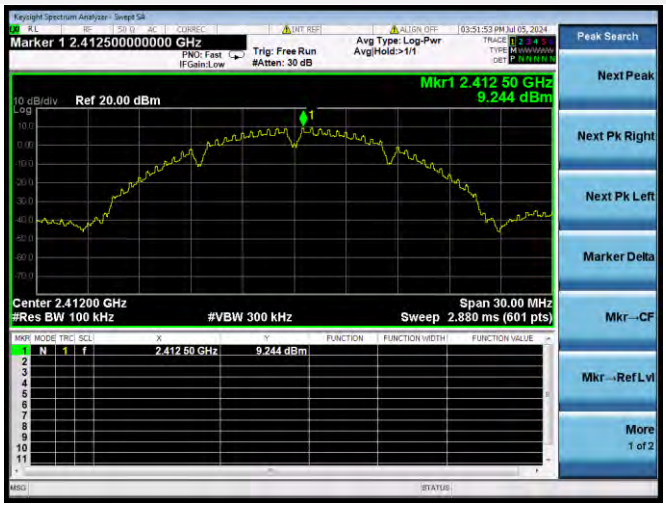

802.11b CHANNEL 1, BAND EDGE

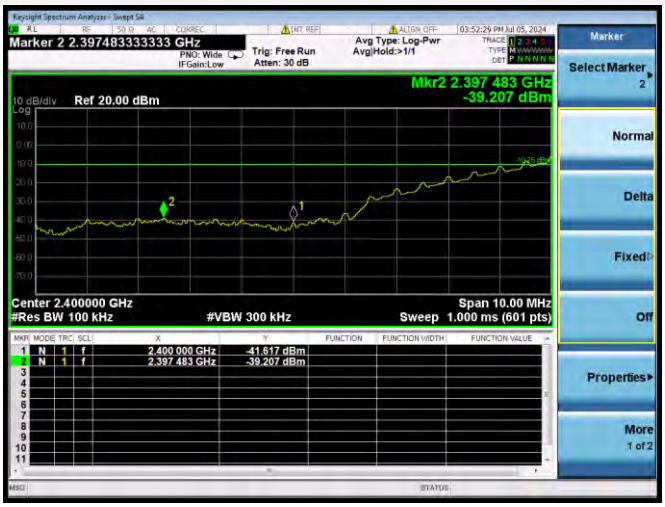

802.11b CHANNEL 11, CARRIER LEVEL

802.11b CHANNEL 11, BAND EDGE

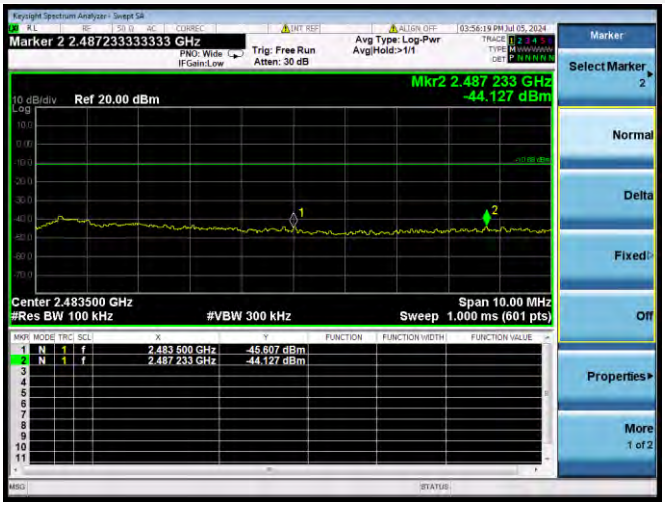

802.11b CHANNEL 12, CARRIER LEVEL

802.11b CHANNEL 12, BAND EDGE

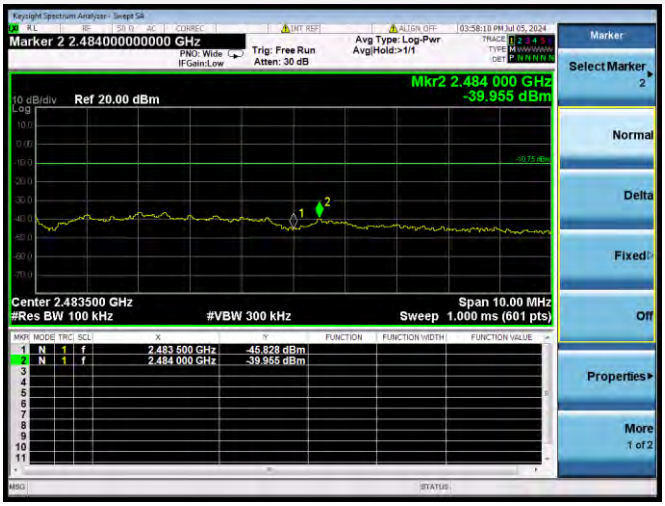

802.11b CHANNEL 13, CARRIER LEVEL

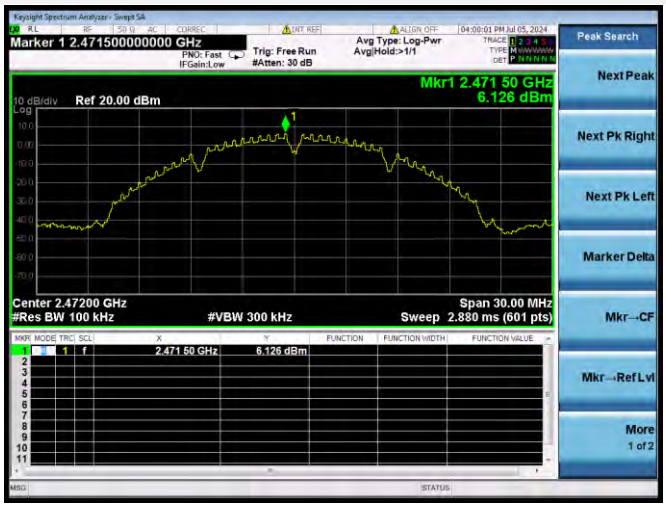

802.11b CHANNEL 13, BAND EDGE

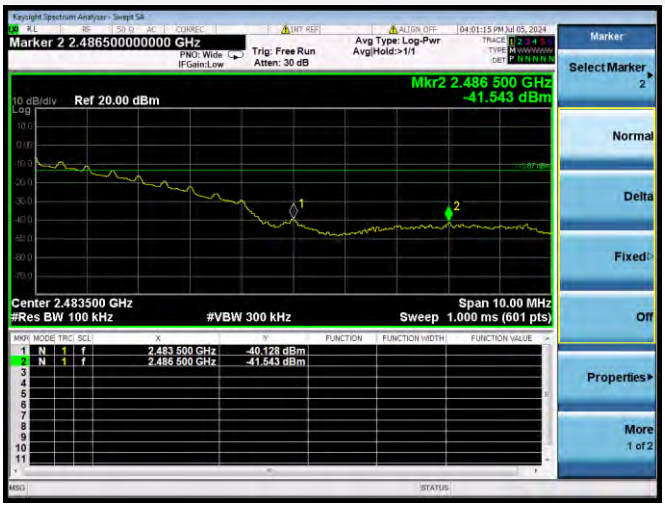

802.11g CHANNEL 1, CARRIER LEVEL

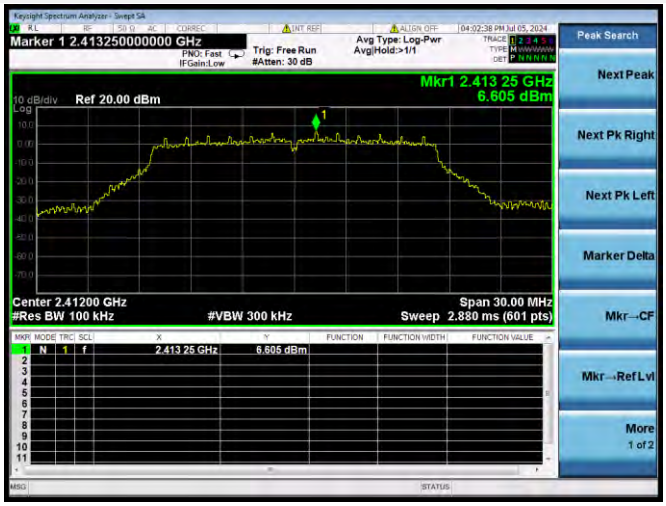

802.11g CHANNEL 1, BAND EDGE

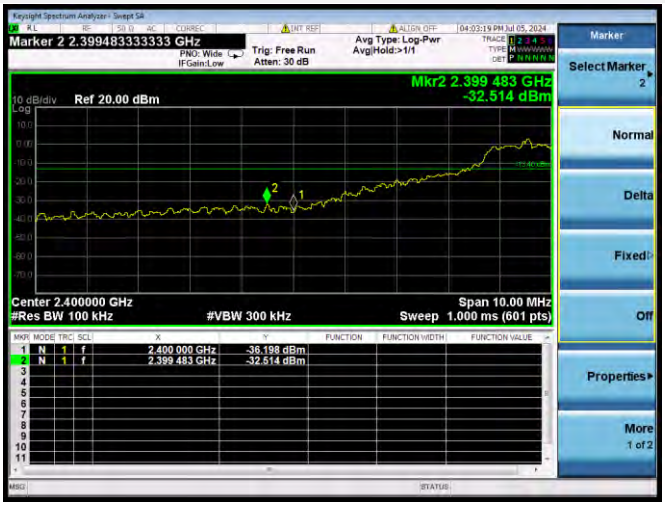

802.11g CHANNEL 11, CARRIER LEVEL

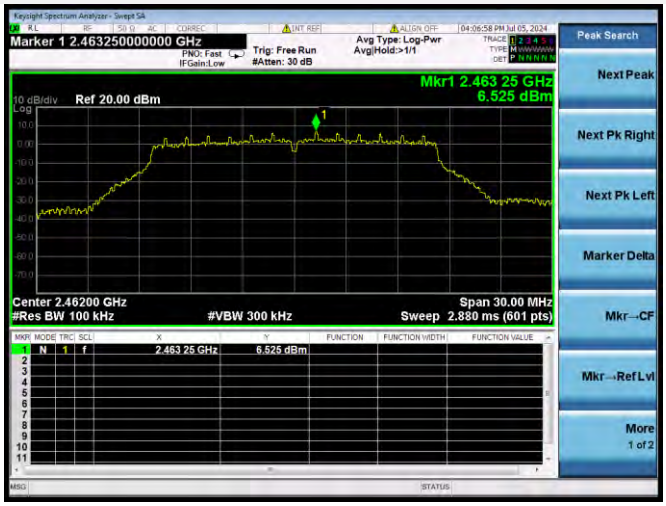

802.11g CHANNEL 11, BAND EDGE

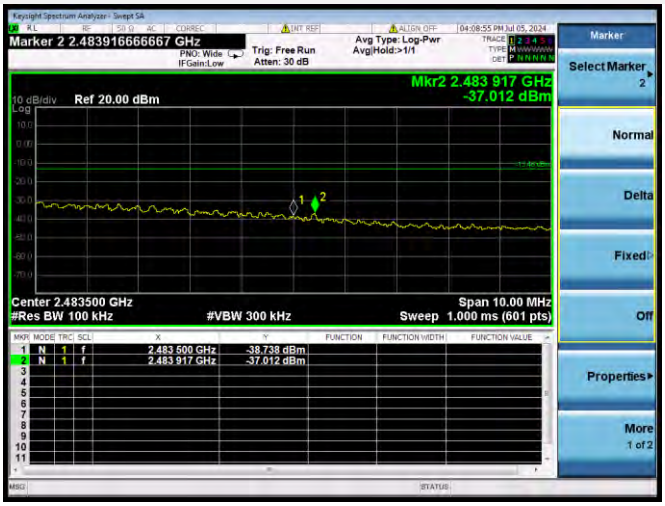

802.11g CHANNEL 12, CARRIER LEVEL

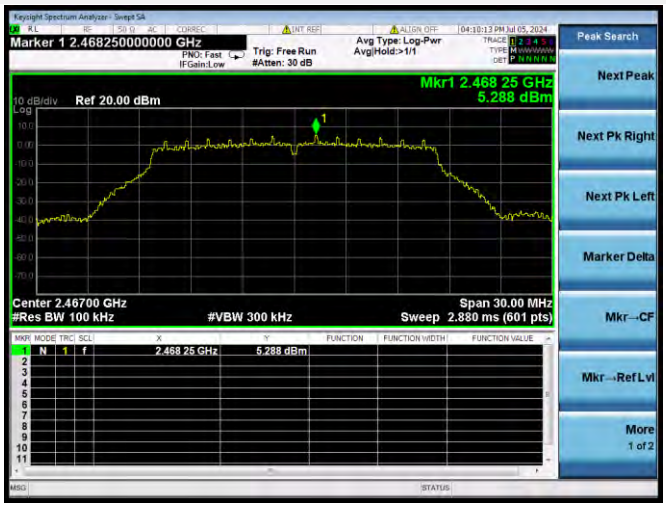

802.11g CHANNEL 12, BAND EDGE

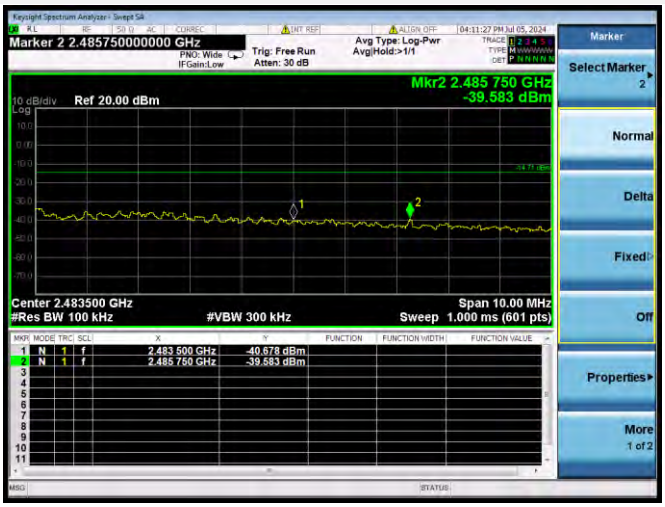

802.11g CHANNEL 13, CARRIER LEVEL

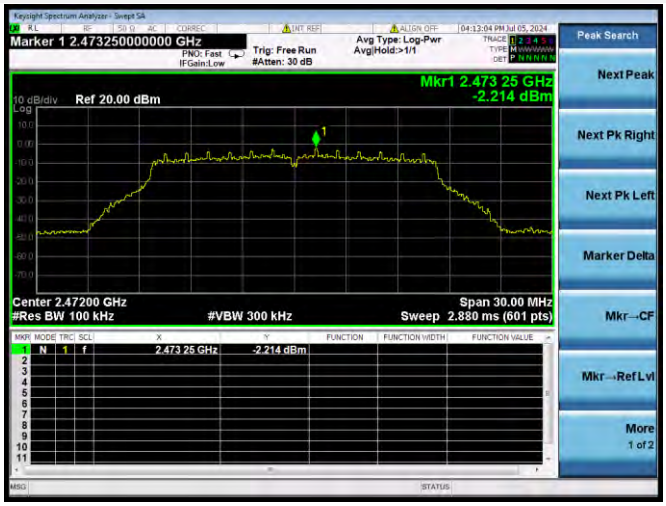

802.11g CHANNEL 13, BAND EDGE

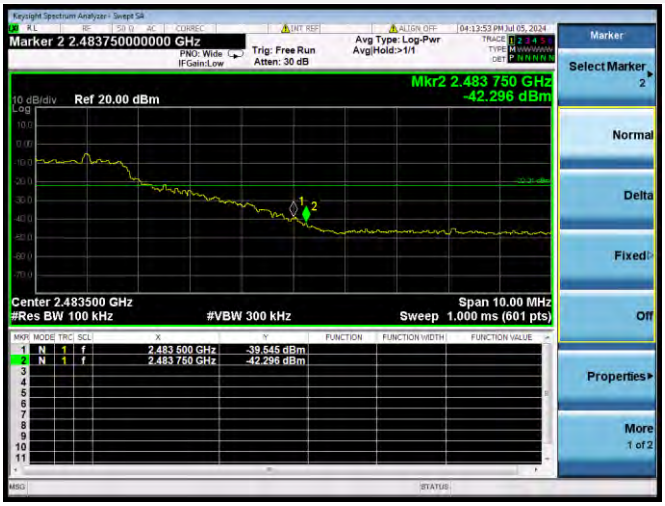

802.11n-20 MHz CHANNEL 1, CARRIER LEVEL

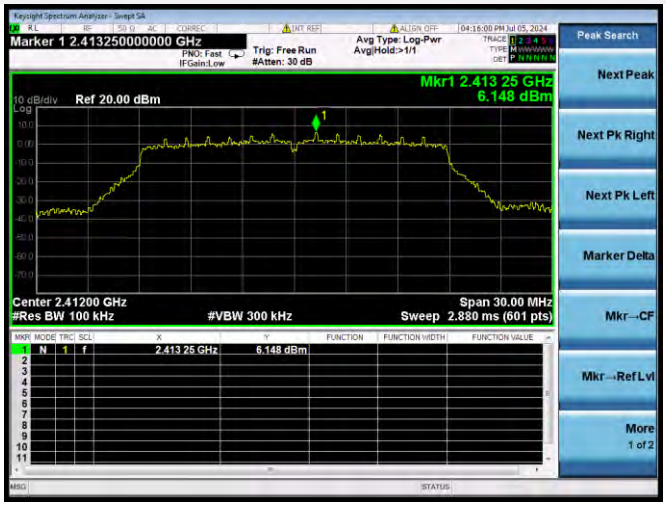

802.11n-20 MHz CHANNEL 1, BAND EDGE

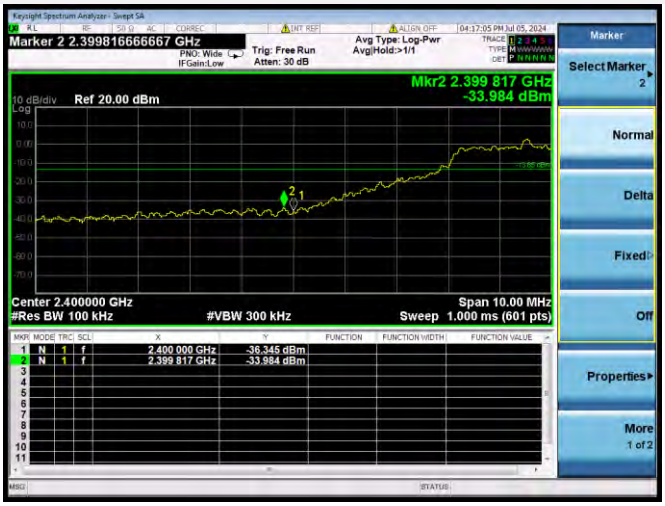

802.11n-20 MHz CHANNEL 11, CARRIER LEVEL

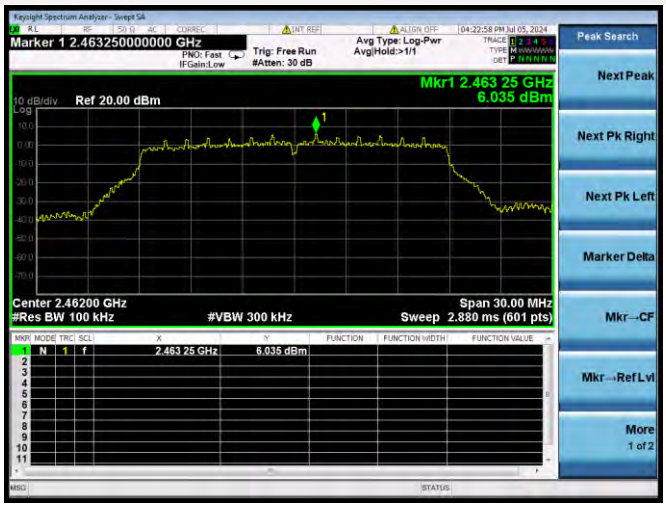

802.11n-20 MHz CHANNEL 11, BAND EDGE

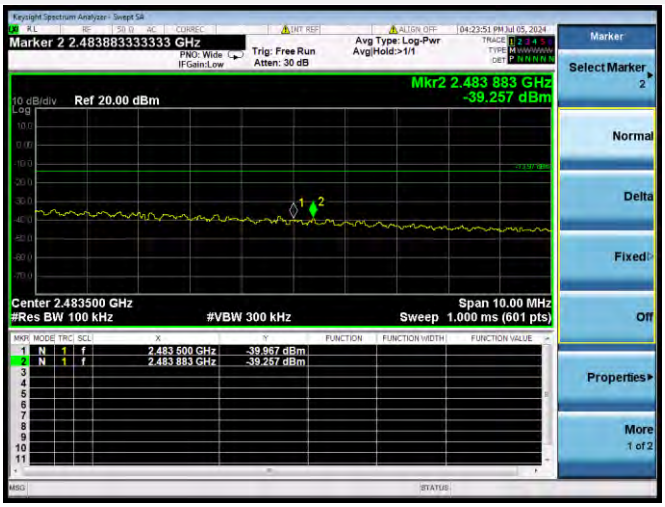

802.11n-20 MHz CHANNEL 12, CARRIER LEVEL

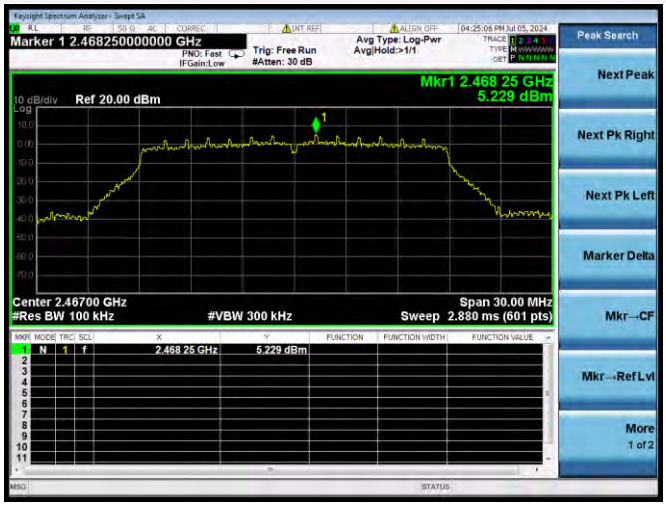

802.11n-20 MHz CHANNEL 12, BAND EDGE

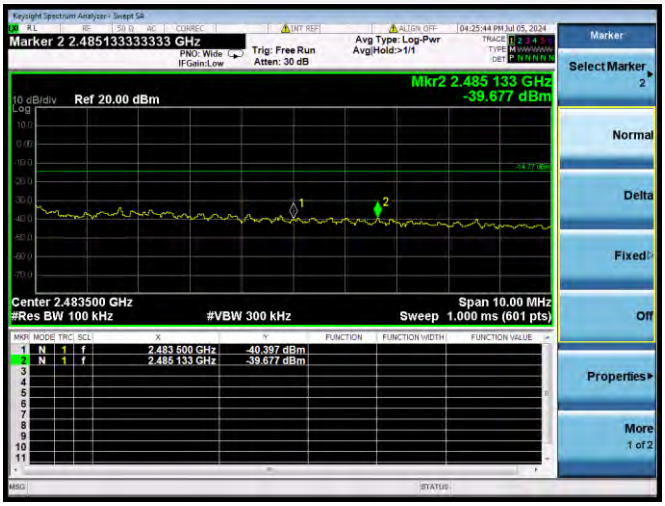

802.11n-20 MHz CHANNEL 13, CARRIER LEVEL

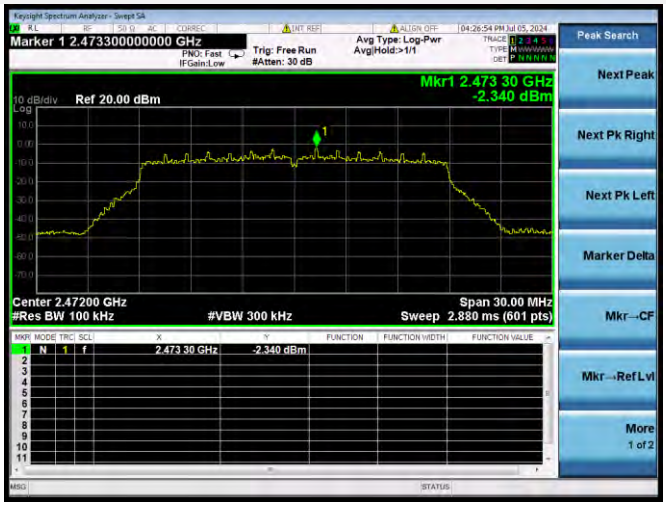

802.11n-20 MHz CHANNEL 13, BAND EDGE

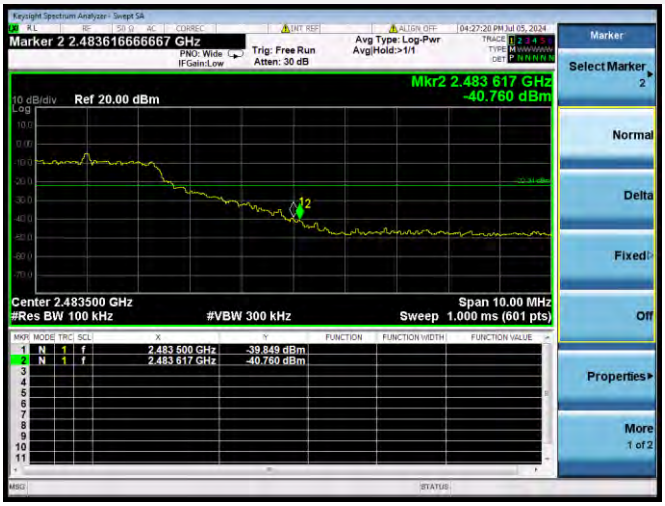

802.11n-40 MHz CHANNEL 3, CARRIER LEVEL

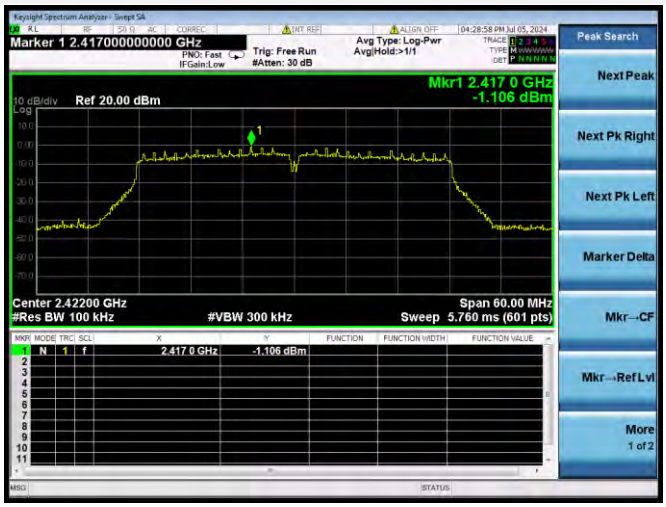

802.11n-40 MHz CHANNEL 3, BAND EDGE

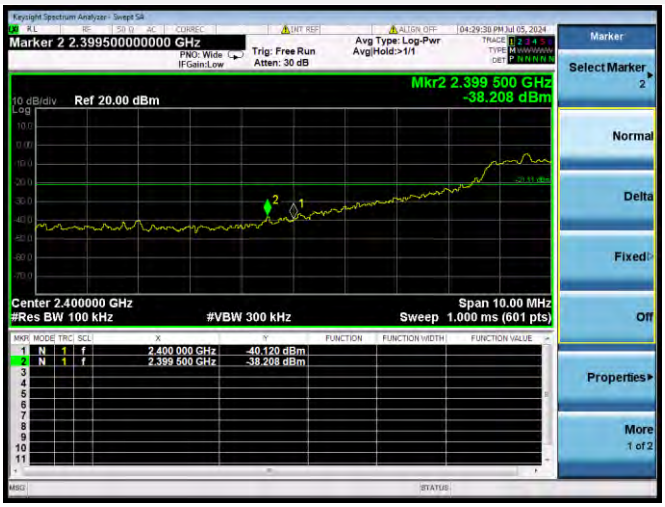

802.11n-40 MHz CHANNEL 9, CARRIER LEVEL

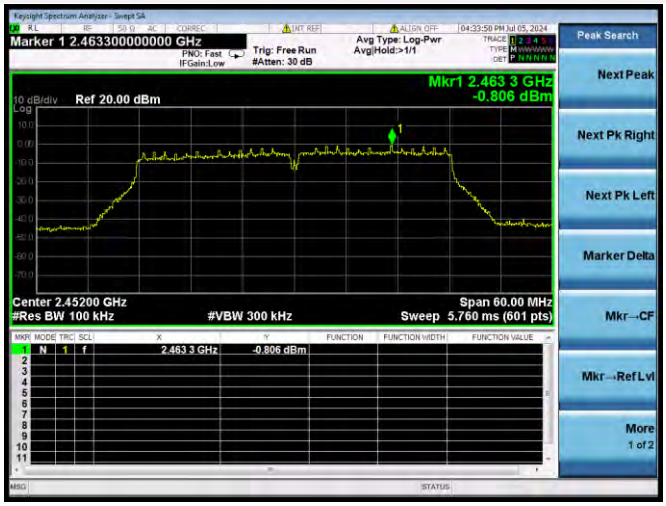

802.11n-40 MHz CHANNEL 9, BAND EDGE

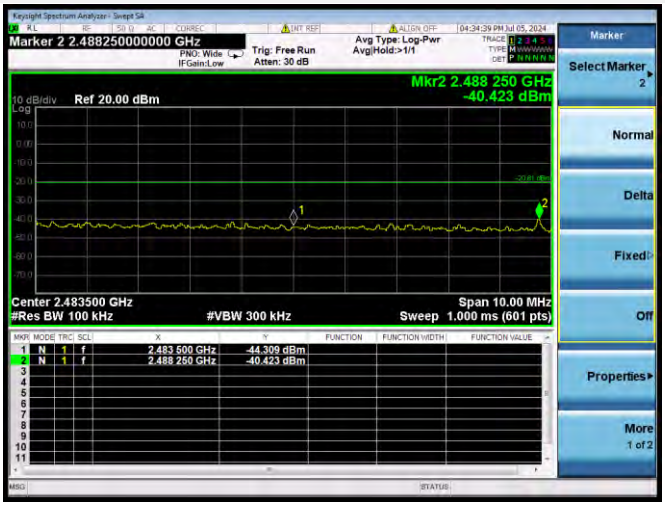

802.11n-40 MHz CHANNEL 10, CARRIER LEVEL

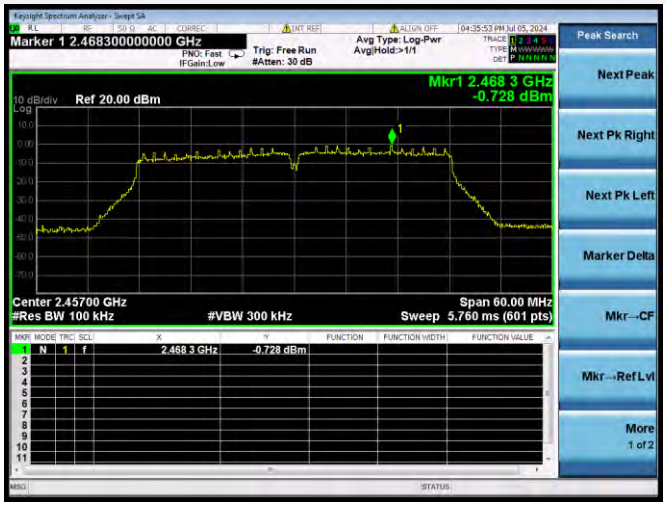

802.11n-40 MHz CHANNEL 10, BAND EDGE

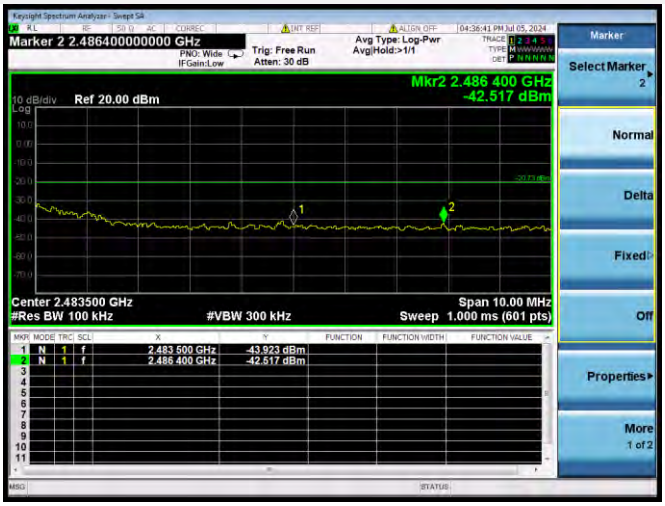

802.11n-40 MHz CHANNEL 11, CARRIER LEVEL

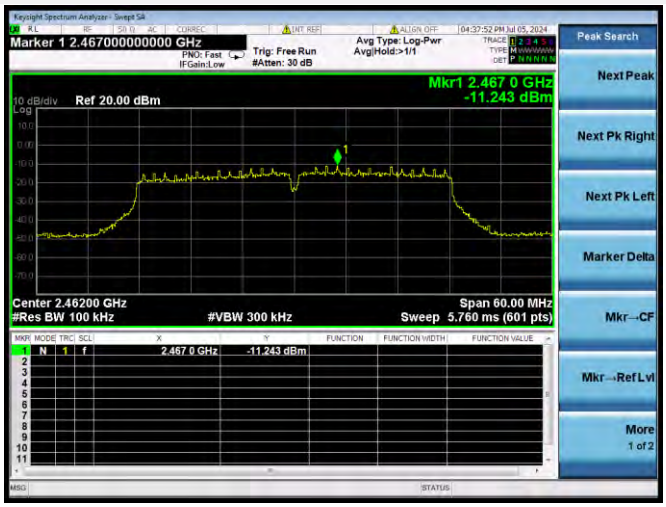

802.11n-40 MHz CHANNEL 11, BAND EDGE

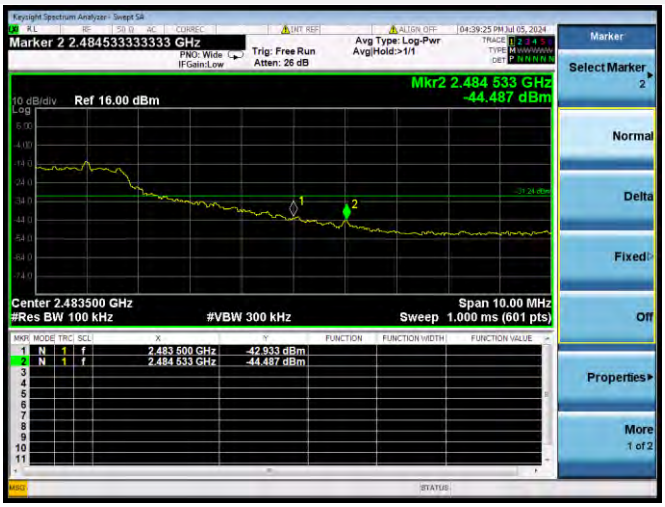

A.5 Conducted Emissions

Note [1]: The EUT is working in the Normal link mode. All modes have been tested and normal link mode is worst.

Note [2]: Devices subject to Part 15 must be tested for all available U.S. voltages and frequencies (such as a nominal 120 VAC, 60 Hz and 240 VAC, 50 Hz) for which the device is capable of operation. So, The configuration 120 VAC, 60 Hz and 240 VAC, 50 Hz were tested respectively, but only the worst configuration (120 VAC, 60 Hz) shown here.

Note [3]: Results (dBuV) = Original reading level of Spectrum Analyzer (dBuV) + Factor (dB)

Test Data and Plots

PHASE L

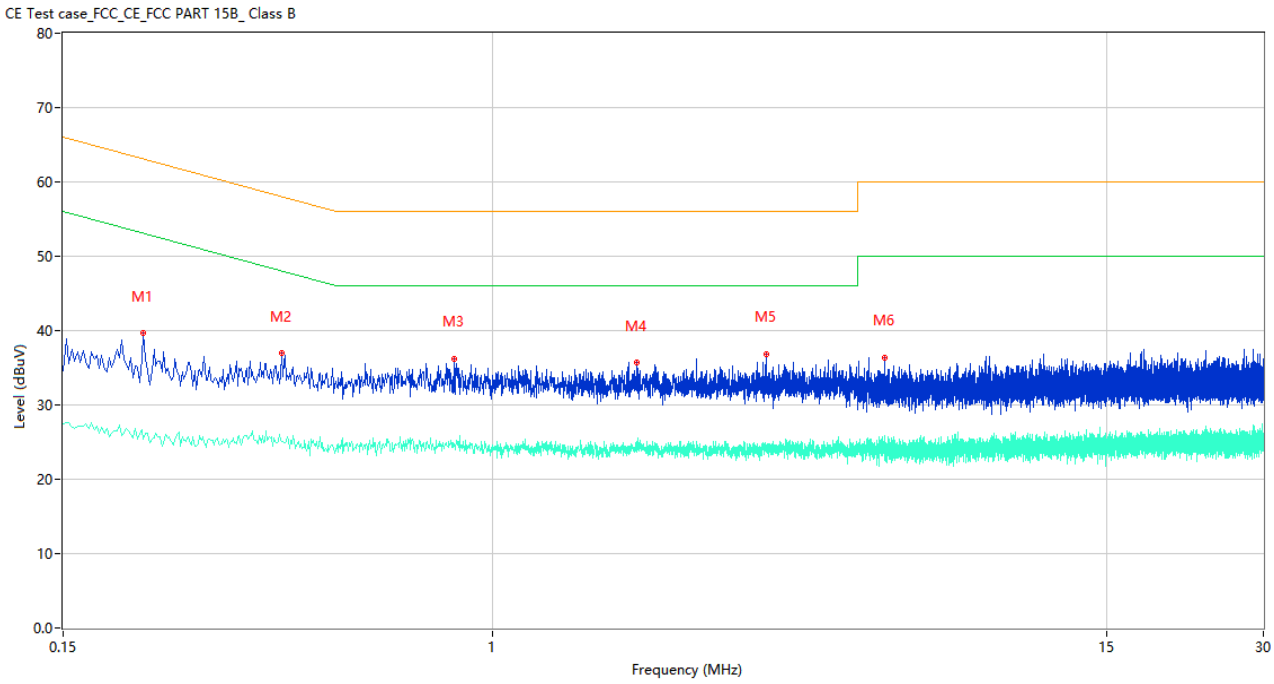

No.	Frequency (MHz)	Results (dBuV)	Factor (dB)	Limit (dBuV)	Margin (dB)	Detector	Line	Verdict
1	0.214	39.65	9.77	63.05	23.40	Peak	L	Pass
1**	0.214	25.32	9.77	53.05	27.73	AV	L	Pass
2	0.394	36.91	10.58	57.98	21.07	Peak	L	Pass
2**	0.394	25.00	10.58	47.98	22.98	AV	L	Pass
3	0.842	36.21	10.61	56.00	19.79	Peak	L	Pass
3**	0.842	24.78	10.61	46.00	21.22	AV	L	Pass
4	1.890	35.69	10.65	56.00	20.31	Peak	L	Pass
4**	1.890	24.95	10.65	46.00	21.05	AV	L	Pass
5	3.340	36.88	10.43	56.00	19.12	Peak	L	Pass
5**	3.340	24.49	10.43	46.00	21.51	AV	L	Pass
6	5.630	36.40	10.42	60.00	23.60	Peak	L	Pass
6**	5.630	24.92	10.42	50.00	25.08	AV	L	Pass

PHASE N

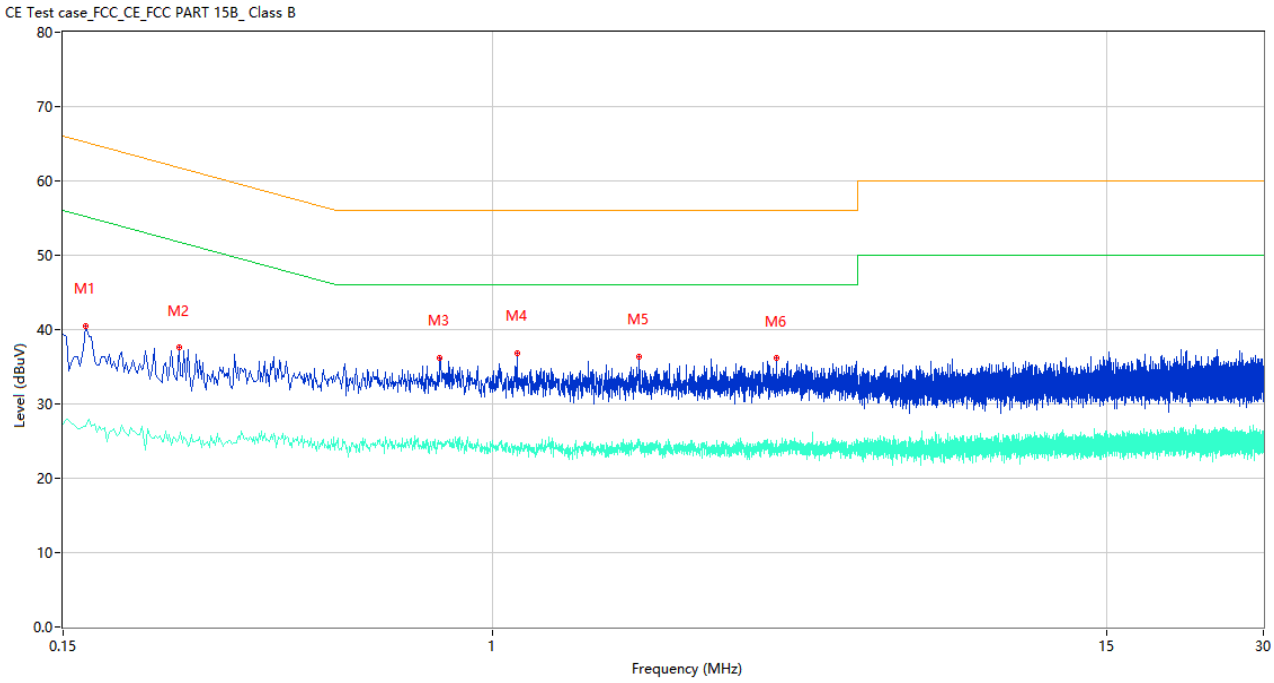

No.	Frequency (MHz)	Results (dBuV)	Factor (dB)	Limit (dBuV)	Margin (dB)	Detector	Line	Verdict
1	0.166	40.48	9.78	65.16	24.68	Peak	N	Pass
1**	0.166	27.01	9.78	55.16	28.15	AV	N	Pass
2	0.250	37.59	9.77	61.76	24.17	Peak	N	Pass
2**	0.250	25.44	9.77	51.76	26.32	AV	N	Pass
3	0.792	36.26	10.47	56.00	19.74	Peak	N	Pass
3**	0.792	24.73	10.47	46.00	21.27	AV	N	Pass
4	1.112	36.87	10.10	56.00	19.13	Peak	N	Pass
4**	1.112	23.64	10.10	46.00	22.36	AV	N	Pass
5	1.910	36.41	10.61	56.00	19.59	Peak	N	Pass
5**	1.910	25.18	10.61	46.00	20.82	AV	N	Pass
6	3.502	36.15	10.08	56.00	19.85	Peak	N	Pass
6**	3.502	25.01	10.08	46.00	20.99	AV	N	Pass

A.6 Radiated Emission

Note [1]: The symbol of "--" in the table which means not application.

Note [2]: For the test data above 1 GHz，According the ANSI C63.10-2013, where limits are specified for both average and peak (or quasi-peak) detector functions, if the peak (or quasi-peak) measured value complies with the average limit, it is unnecessary to perform an average measurement.

Note [3]: The low frequency, which started from 9 kHz to 30 MHz, was pre-scanned and the result which was 20 dB lower than the limit line per 15.31(o) was not reported.

Note [4]: The EUT is working in the Normal link mode below 1 GHz. All modes have been tested and normal link mode is worst.

Test Data and Plots

30 MHz to 1 GHz, ANT H

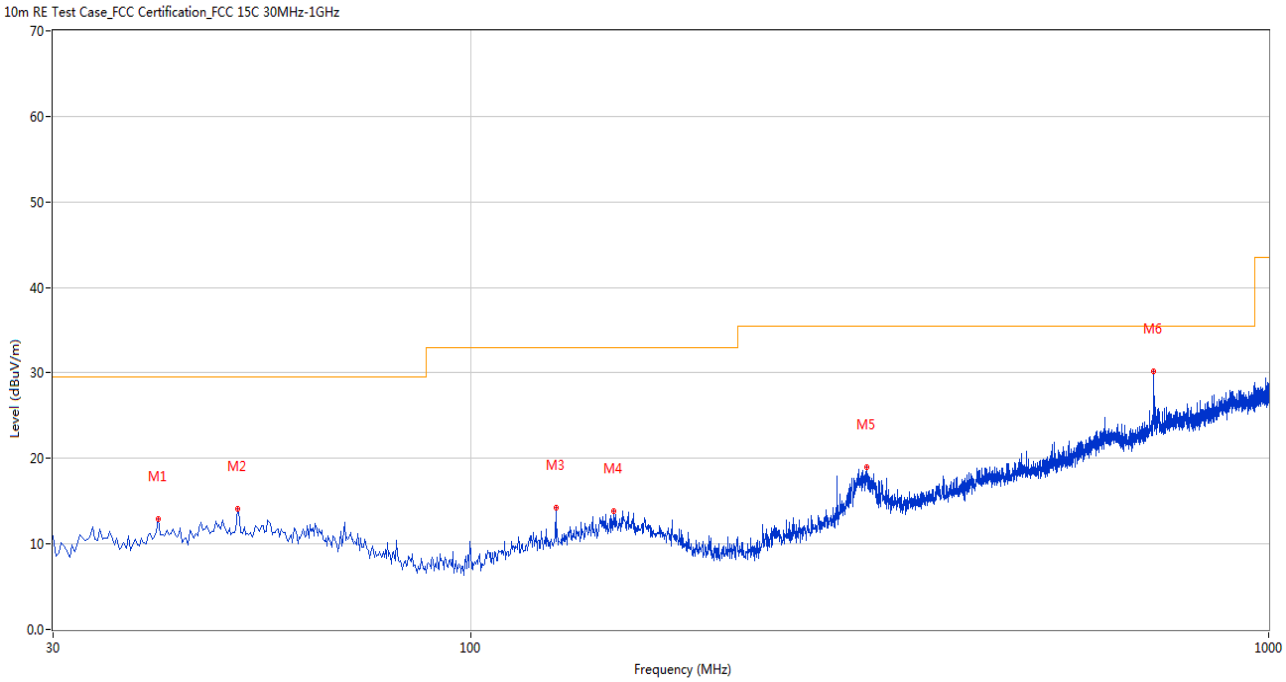

No.	Frequency (MHz)	Results (dBuV/m)	Factor (dB)	Limit (dBuV/m)	Margin (dB)	Detector	Table (Degree)	Height (cm)	Antenna	Verdict
1	40.667	12.92	-26.43	29.5	16.58	Peak	139.00	100	Horizontal	Pass
2	51.092	14.06	-25.97	29.5	15.44	Peak	214.00	200	Horizontal	Pass
3	127.946	14.25	-27.27	33.0	18.75	Peak	325.00	100	Horizontal	Pass
4	150.977	13.79	-25.56	33.0	19.21	Peak	0.00	200	Horizontal	Pass
5	314.139	18.96	-24.32	35.5	16.54	Peak	103.00	200	Horizontal	Pass
6	718.285	30.25	-14.00	35.5	5.25	Peak	341.00	200	Horizontal	Pass

30 MHz to 1 GHz, ANT V

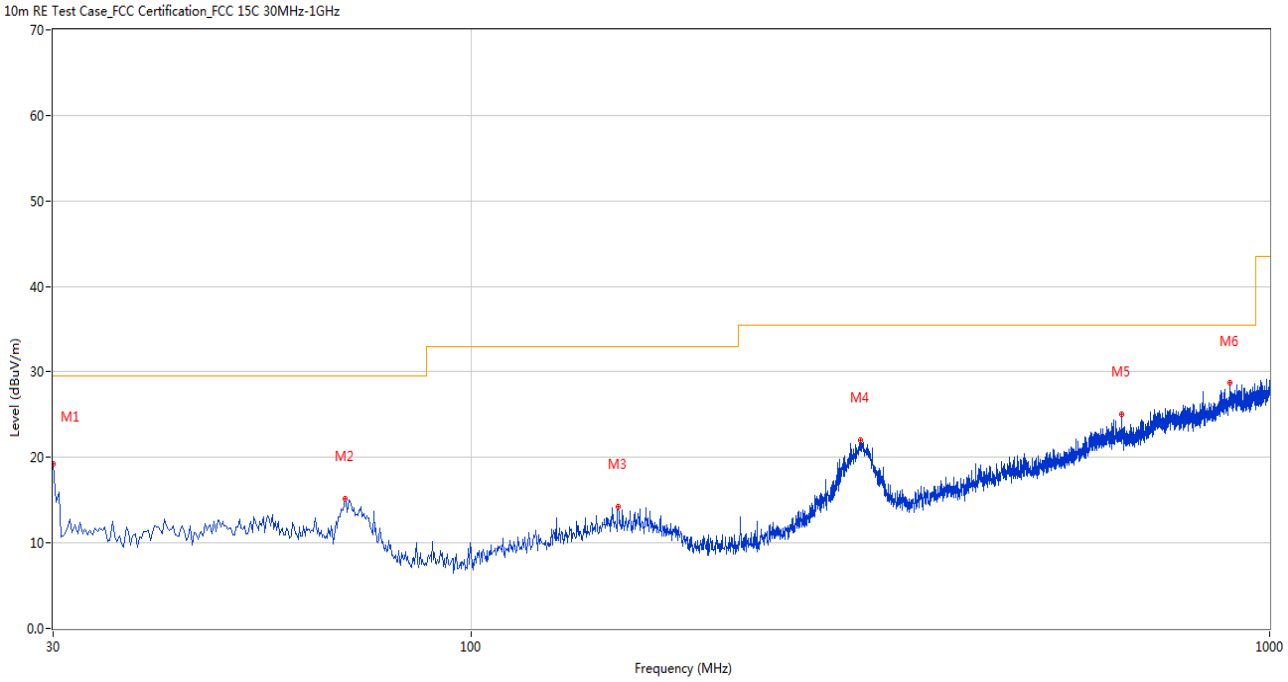

No.	Frequency (MHz)	Results (dBuV/m)	Factor (dB)	Limit (dBuV/m)	Margin (dB)	Detector	Table (Degree)	Height (cm)	Antenna	Verdict
1	30.000	19.22	-27.82	29.5	10.28	Peak	0.00	200	Vertical	Pass
2	69.518	15.16	-28.17	29.5	14.34	Peak	0.00	200	Vertical	Pass
3	152.917	14.27	-25.56	33.0	18.73	Peak	0.00	200	Vertical	Pass
4	307.351	21.97	-24.64	35.5	13.53	Peak	254.00	100	Vertical	Pass
5	652.827	25.09	-15.66	35.5	10.41	Peak	69.00	100	Vertical	Pass
6	892.599	28.68	-10.58	35.5	6.82	Peak	0.00	200	Vertical	Pass

Note 1: The marked spikes near 2400 MHz with circle should be ignored because they are Fundamental signal.

Note 2: The spurious above 18G is noise only, do not show on the report.

1 GHz to 18 GHz, ANT H 802.11b CHANNEL 1

No.	Frequency (MHz)	Results (dBuV/m)	Factor (dB)	Limit (dBuV/m)	Margin (dB)	Detector	Table (Degree)	Height (cm)	Antenna	Verdict
1	1497.200	42.32	-16.74	74.0	31.68	Peak	258.00	100	Horizontal	Pass
1**	1497.200	32.42	-16.74	54.0	21.58	AV	258.00	100	Horizontal	Pass
2	2411.900	106.12	-10.20	74.0	-32.12	Peak	48.00	100	Horizontal	N/A
2**	2411.900	102.05	-10.20	54.0	-48.05	AV	48.00	100	Horizontal	N/A
3	4824.000	53.20	-3.61	74.0	20.80	Peak	45.00	100	Horizontal	Pass
3**	4824.000	49.41	-3.61	54.0	4.59	AV	45.00	100	Horizontal	Pass
4	4824.250	53.02	-3.48	74.0	20.98	Peak	45.00	150	Horizontal	Pass
4**	4824.250	50.00	-3.48	54.0	4.00	AV	45.00	150	Horizontal	Pass
5	11795.724	52.60	-0.15	74.0	21.40	Peak	173.00	200	Horizontal	Pass
5**	11795.724	42.78	-0.15	54.0	11.22	AV	173.00	200	Horizontal	Pass
6	17417.251	56.19	5.48	74.0	17.81	Peak	334.00	100	Horizontal	Pass
6**	17417.251	46.65	5.48	54.0	7.35	AV	334.00	100	Horizontal	Pass

1 GHz to 18 GHz, ANT V 802.11b CHANNEL 1

No.	Frequency (MHz)	Results (dBuV/m)	Factor (dB)	Limit (dBuV/m)	Margin (dB)	Detector	Table (Degree)	Height (cm)	Antenna	Verdict
1	1232.300	42.64	-17.43	74.0	31.36	Peak	186.00	400	Vertical	Pass
1**	1232.300	31.82	-17.43	54.0	22.18	AV	186.00	400	Vertical	Pass
2	2411.900	97.81	-10.20	74.0	-23.81	Peak	194.00	200	Vertical	N/A
2**	2411.900	93.67	-10.20	54.0	-39.67	AV	194.00	200	Vertical	N/A
3	4823.500	49.40	-3.66	74.0	24.60	Peak	305.00	100	Vertical	Pass
3**	4823.500	39.63	-3.66	54.0	14.37	AV	305.00	100	Vertical	Pass
4	7807.500	54.76	1.11	74.0	19.24	Peak	187.00	100	Vertical	Pass
4**	7807.500	44.76	1.11	54.0	9.24	AV	187.00	100	Vertical	Pass
5	12336.750	52.45	0.77	74.0	21.55	Peak	288.00	400	Vertical	Pass
5**	12336.750	43.15	0.77	54.0	10.85	AV	288.00	400	Vertical	Pass
6	17453.214	55.72	5.51	74.0	18.28	Peak	251.00	300	Vertical	Pass
6**	17453.214	46.76	5.51	54.0	7.24	AV	251.00	300	Vertical	Pass

1 GHz to 18 GHz, ANT H 802.11b CHANNEL 6

No.	Frequency (MHz)	Results (dBuV/m)	Factor (dB)	Limit (dBuV/m)	Margin (dB)	Detector	Table (Degree)	Height (cm)	Antenna	Verdict
1	1396.800	42.21	-16.83	74.0	31.79	Peak	284.00	100	Horizontal	Pass
1**	1396.800	33.03	-16.83	54.0	20.97	AV	284.00	100	Horizontal	Pass
2	2438.400	106.60	-9.92	74.0	-32.60	Peak	329.00	200	Horizontal	N/A
2**	2438.400	103.73	-9.92	54.0	-49.73	AV	329.00	200	Horizontal	N/A
3	4874.250	53.49	-3.45	74.0	20.51	Peak	42.00	200	Horizontal	Pass
3**	4874.250	49.73	-3.45	54.0	4.27	AV	42.00	200	Horizontal	Pass
4	7357.000	53.86	0.81	74.0	20.14	Peak	342.00	200	Horizontal	Pass
4**	7357.000	44.98	0.81	54.0	9.02	AV	342.00	200	Horizontal	Pass
5	12266.925	52.58	0.92	74.0	21.42	Peak	19.00	300	Horizontal	Pass
5**	12266.925	43.21	0.92	54.0	10.79	AV	19.00	300	Horizontal	Pass
6	17446.650	56.11	5.56	74.0	17.89	Peak	106.00	400	Horizontal	Pass
6**	17446.650	47.33	5.56	54.0	6.67	AV	106.00	400	Horizontal	Pass

1 GHz to 18 GHz, ANT V 802.11b CHANNEL 6

No.	Frequency (MHz)	Results (dBuV/m)	Factor (dB)	Limit (dBuV/m)	Margin (dB)	Detector	Table (Degree)	Height (cm)	Antenna	Verdict
1	1330.000	42.42	-16.93	74.0	31.58	Peak	230.00	300	Vertical	Pass
1**	1330.000	33.57	-16.93	54.0	20.43	AV	230.00	300	Vertical	Pass
2	2438.300	99.43	-10.02	74.0	-25.43	Peak	230.00	100	Vertical	N/A
2**	2438.300	96.50	-10.02	54.0	-42.50	AV	230.00	100	Vertical	N/A
3	4874.000	50.31	-3.49	74.0	23.69	Peak	346.00	200	Vertical	Pass
3**	4874.000	43.03	-3.49	54.0	10.97	AV	346.00	200	Vertical	Pass
4	4874.250	48.76	-3.45	74.0	25.24	Peak	346.00	150	Vertical	Pass
4**	4874.250	43.43	-3.45	54.0	10.57	AV	346.00	150	Vertical	Pass
5	11812.350	53.35	-0.29	74.0	20.65	Peak	162.00	200	Vertical	Pass
5**	11812.350	43.20	-0.29	54.0	10.80	AV	162.00	200	Vertical	Pass
6	17426.698	56.81	5.50	74.0	17.19	Peak	309.00	100	Vertical	Pass
6**	17426.698	46.77	5.50	54.0	7.23	AV	309.00	100	Vertical	Pass

1 GHz to 18 GHz, ANT H 802.11b CHANNEL 11

No.	Frequency (MHz)	Results (dBuV/m)	Factor (dB)	Limit (dBuV/m)	Margin (dB)	Detector	Table (Degree)	Height (cm)	Antenna	Verdict
1	1325.100	41.76	-17.18	74.0	32.24	Peak	300.00	200	Horizontal	Pass
1**	1325.100	31.90	-17.18	54.0	22.10	AV	300.00	200	Horizontal	Pass
2	2460.800	105.58	-11.30	74.0	-31.58	Peak	47.00	150	Horizontal	N/A
2**	2460.800	102.63	-11.30	54.0	-48.63	AV	47.00	150	Horizontal	N/A
3	4924.000	51.20	-3.57	74.0	22.80	Peak	77.00	200	Horizontal	Pass
3**	4924.000	46.20	-3.57	54.0	7.80	AV	77.00	200	Horizontal	Pass
4	4924.250	49.87	-3.53	74.0	24.13	Peak	57.00	150	Horizontal	Pass
4**	4924.250	46.42	-3.53	54.0	7.58	AV	57.00	150	Horizontal	Pass
5	12423.200	52.74	1.07	74.0	21.26	Peak	181.00	400	Horizontal	Pass
5**	12423.200	43.29	1.07	54.0	10.71	AV	181.00	400	Horizontal	Pass
6	17451.637	56.53	5.54	74.0	17.47	Peak	300.00	100	Horizontal	Pass
6**	17451.637	48.11	5.54	54.0	5.89	AV	300.00	100	Horizontal	Pass

1 GHz to 18 GHz, ANT V 802.11b CHANNEL 11

No.	Frequency (MHz)	Results (dBuV/m)	Factor (dB)	Limit (dBuV/m)	Margin (dB)	Detector	Table (Degree)	Height (cm)	Antenna	Verdict
1	1328.900	42.39	-16.94	74.0	31.61	Peak	232.00	100	Vertical	Pass
1**	1328.900	32.54	-16.94	54.0	21.46	AV	232.00	100	Vertical	Pass
2	2460.900	97.76	-11.30	74.0	-23.76	Peak	224.00	200	Vertical	N/A
2**	2460.900	94.89	-11.30	54.0	-40.89	AV	224.00	200	Vertical	N/A
3	4749.750	48.93	-3.50	74.0	25.07	Peak	198.00	200	Vertical	Pass
3**	4749.750	39.98	-3.50	54.0	14.02	AV	198.00	200	Vertical	Pass
4	7757.250	54.15	1.46	74.0	19.85	Peak	259.00	100	Vertical	Pass
4**	7757.250	45.25	1.46	54.0	8.75	AV	259.00	100	Vertical	Pass
5	11817.813	52.77	-0.35	74.0	21.23	Peak	264.00	400	Vertical	Pass
5**	11817.813	42.87	-0.35	54.0	11.13	AV	264.00	400	Vertical	Pass
6	17453.474	56.10	5.50	74.0	17.90	Peak	259.00	300	Vertical	Pass
6**	17453.474	47.44	5.50	54.0	6.56	AV	259.00	300	Vertical	Pass

1 GHz to 18 GHz, ANT H 802.11b CHANNEL 12

No.	Frequency (MHz)	Results (dBuV/m)	Factor (dB)	Limit (dBuV/m)	Margin (dB)	Detector	Table (Degree)	Height (cm)	Antenna	Verdict
1	1576.300	42.06	-16.84	74.0	31.94	Peak	96.00	300	Horizontal	Pass
1**	1576.300	33.40	-16.84	54.0	20.60	AV	96.00	300	Horizontal	Pass
2	2465.900	104.20	-11.20	74.0	-30.20	Peak	42.00	200	Horizontal	N/A
2**	2465.900	101.22	-11.20	54.0	-47.22	AV	42.00	200	Horizontal	N/A
3	4933.750	49.83	-3.39	74.0	24.17	Peak	45.00	150	Horizontal	Pass
3**	4933.750	44.28	-3.39	54.0	9.72	AV	45.00	150	Horizontal	Pass
4	4934.250	49.03	-3.53	74.0	24.97	Peak	45.00	150	Horizontal	Pass
4**	4934.250	45.77	-3.53	54.0	8.23	AV	45.00	150	Horizontal	Pass
5	12991.500	52.77	1.97	74.0	21.23	Peak	196.00	100	Horizontal	Pass
5**	12991.500	43.23	1.97	54.0	10.77	AV	196.00	100	Horizontal	Pass
6	17398.088	56.89	5.34	74.0	17.11	Peak	360.00	100	Horizontal	Pass
6**	17398.088	46.64	5.34	54.0	7.36	AV	360.00	100	Horizontal	Pass

1 GHz to 18 GHz, ANT V 802.11b CHANNEL 12

No.	Frequency (MHz)	Results (dBuV/m)	Factor (dB)	Limit (dBuV/m)	Margin (dB)	Detector	Table (Degree)	Height (cm)	Antenna	Verdict
1	1592.600	42.50	-16.58	74.0	31.50	Peak	195.00	100	Vertical	Pass
1**	1592.600	33.64	-16.58	54.0	20.36	AV	195.00	100	Vertical	Pass
2	2467.000	96.21	-11.22	74.0	-22.21	Peak	222.00	100	Vertical	N/A
2**	2467.000	91.74	-11.22	54.0	-37.74	AV	222.00	100	Vertical	N/A
3	4810.000	49.16	-2.99	74.0	24.84	Peak	0.00	200	Vertical	Pass
3**	4810.000	39.53	-2.99	54.0	14.47	AV	0.00	200	Vertical	Pass
4	7451.500	53.68	0.59	74.0	20.32	Peak	6.00	100	Vertical	Pass
4**	7451.500	43.99	0.59	54.0	10.01	AV	6.00	100	Vertical	Pass
5	12221.325	52.91	0.70	74.0	21.09	Peak	360.00	400	Vertical	Pass
5**	12221.325	42.98	0.70	54.0	11.02	AV	360.00	400	Vertical	Pass
6	17444.551	57.09	5.55	74.0	16.91	Peak	93.00	300	Vertical	Pass
6**	17444.551	47.13	5.55	54.0	6.87	AV	93.00	300	Vertical	Pass

1 GHz to 18 GHz, ANT H 802.11b CHANNEL 13

No.	Frequency (MHz)	Results (dBuV/m)	Factor (dB)	Limit (dBuV/m)	Margin (dB)	Detector	Table (Degree)	Height (cm)	Antenna	Verdict
1	1534.000	43.46	-17.17	74.0	30.54	Peak	178.00	200	Horizontal	Pass
1**	1534.000	32.75	-17.17	54.0	21.25	AV	178.00	200	Horizontal	Pass
2	2470.700	103.82	-10.85	74.0	-29.82	Peak	42.00	150	Horizontal	N/A
2**	2470.700	100.85	-10.85	54.0	-46.85	AV	42.00	150	Horizontal	N/A
3	4944.250	50.79	-3.70	74.0	23.21	Peak	45.00	150	Horizontal	Pass
3**	4944.250	46.21	-3.70	54.0	7.79	AV	45.00	150	Horizontal	Pass
4	7170.000	54.32	0.47	74.0	19.68	Peak	344.00	300	Horizontal	Pass
4**	7170.000	44.03	0.47	54.0	9.97	AV	344.00	300	Horizontal	Pass
5	11770.313	53.24	-0.18	74.0	20.76	Peak	193.00	200	Horizontal	Pass
5**	11770.313	43.62	-0.18	54.0	10.38	AV	193.00	200	Horizontal	Pass
6	16396.912	56.47	3.05	74.0	17.53	Peak	16.00	400	Horizontal	Pass
6**	16396.912	46.76	3.05	54.0	7.24	AV	16.00	400	Horizontal	Pass

1 GHz to 18 GHz, ANT V 802.11b CHANNEL 13

No.	Frequency (MHz)	Results (dBuV/m)	Factor (dB)	Limit (dBuV/m)	Margin (dB)	Detector	Table (Degree)	Height (cm)	Antenna	Verdict
1	1447.200	42.21	-16.88	74.0	31.79	Peak	61.00	300	Vertical	Pass
1**	1447.200	32.51	-16.88	54.0	21.49	AV	61.00	300	Vertical	Pass
2	2470.800	95.90	-10.85	74.0	-21.90	Peak	195.00	100	Vertical	N/A
2**	2470.800	92.97	-10.85	54.0	-38.97	AV	195.00	100	Vertical	N/A
3	4943.500	49.39	-3.72	74.0	24.61	Peak	0.00	200	Vertical	Pass
3**	4943.500	40.03	-3.72	54.0	13.97	AV	0.00	200	Vertical	Pass
4	7778.750	53.93	1.01	74.0	20.07	Peak	285.00	400	Vertical	Pass
4**	7778.750	44.83	1.01	54.0	9.17	AV	285.00	400	Vertical	Pass
5	11795.488	53.71	-0.15	74.0	20.29	Peak	113.00	300	Vertical	Pass
5**	11795.488	44.30	-0.15	54.0	9.70	AV	113.00	300	Vertical	Pass
6	17462.137	57.26	5.34	74.0	16.74	Peak	132.00	200	Vertical	Pass
6**	17462.137	46.87	5.34	54.0	7.13	AV	132.00	200	Vertical	Pass

1 GHz to 18 GHz, ANT H 802.11g CHANNEL 1

No.	Frequency (MHz)	Results (dBuV/m)	Factor (dB)	Limit (dBuV/m)	Margin (dB)	Detector	Table (Degree)	Height (cm)	Antenna	Verdict
1	1595.600	42.77	-16.93	74.0	31.23	Peak	234.00	200	Horizontal	Pass
1**	1595.600	33.36	-16.93	54.0	20.64	AV	234.00	200	Horizontal	Pass
2	2410.500	108.10	-10.41	74.0	-34.10	Peak	35.00	100	Horizontal	N/A
2**	2410.500	100.40	-10.41	54.0	-46.40	AV	35.00	100	Horizontal	N/A
3	4974.750	49.24	-3.58	74.0	24.76	Peak	240.00	200	Horizontal	Pass
3**	4974.750	39.25	-3.58	54.0	14.75	AV	240.00	200	Horizontal	Pass
4	7876.500	54.10	1.97	74.0	19.90	Peak	137.00	200	Horizontal	Pass
4**	7876.500	46.28	1.97	54.0	7.72	AV	137.00	200	Horizontal	Pass
5	11759.863	53.18	-0.19	74.0	20.82	Peak	13.00	400	Horizontal	Pass
5**	11759.863	44.40	-0.19	54.0	9.60	AV	13.00	400	Horizontal	Pass
6	16399.537	56.66	3.15	74.0	17.34	Peak	305.00	200	Horizontal	Pass
6**	16399.537	46.94	3.15	54.0	7.06	AV	305.00	200	Horizontal	Pass

1 GHz to 18 GHz, ANT V 802.11g CHANNEL 1

No.	Frequency (MHz)	Results (dBuV/m)	Factor (dB)	Limit (dBuV/m)	Margin (dB)	Detector	Table (Degree)	Height (cm)	Antenna	Verdict
1	1316.200	42.34	-16.83	74.0	31.66	Peak	360.00	400	Vertical	Pass
1**	1316.200	32.94	-16.83	54.0	21.06	AV	360.00	400	Vertical	Pass
2	2410.400	99.09	-10.43	74.0	-25.09	Peak	196.00	100	Vertical	N/A
2**	2410.400	91.62	-10.43	54.0	-37.62	AV	196.00	100	Vertical	N/A
3	4994.250	49.20	-3.35	74.0	24.80	Peak	259.00	150	Vertical	Pass
3**	4994.250	40.56	-3.35	54.0	13.44	AV	259.00	150	Vertical	Pass
4	7878.250	53.93	2.13	74.0	20.07	Peak	341.00	200	Vertical	Pass
4**	7878.250	45.03	2.13	54.0	8.97	AV	341.00	200	Vertical	Pass
5	11799.763	52.95	-0.15	74.0	21.05	Peak	135.00	100	Vertical	Pass
5**	11799.763	43.11	-0.15	54.0	10.89	AV	135.00	100	Vertical	Pass
6	17445.075	56.51	5.55	74.0	17.49	Peak	203.00	200	Vertical	Pass
6**	17445.075	48.39	5.55	54.0	5.61	AV	203.00	200	Vertical	Pass

1 GHz to 18 GHz, ANT H 802.11g CHANNEL 6

No.	Frequency (MHz)	Results (dBuV/m)	Factor (dB)	Limit (dBuV/m)	Margin (dB)	Detector	Table (Degree)	Height (cm)	Antenna	Verdict
1	1531.000	42.69	-16.77	74.0	31.31	Peak	222.00	200	Horizontal	Pass
1**	1531.000	32.18	-16.77	54.0	21.82	AV	222.00	200	Horizontal	Pass
2	2440.400	108.39	-9.94	74.0	-34.39	Peak	42.00	100	Horizontal	N/A
2**	2440.400	100.10	-9.94	54.0	-46.10	AV	42.00	100	Horizontal	N/A
3	4872.500	50.25	-3.47	74.0	23.75	Peak	77.00	200	Horizontal	Pass
3**	4872.500	40.97	-3.47	54.0	13.03	AV	77.00	200	Horizontal	Pass
4	4875.500	49.34	-3.49	74.0	24.66	Peak	36.00	200	Horizontal	Pass
4**	4875.500	43.24	-3.49	54.0	10.76	AV	36.00	200	Horizontal	Pass
5	11798.575	52.88	-0.15	74.0	21.12	Peak	324.00	100	Horizontal	Pass
5**	11798.575	44.06	-0.15	54.0	9.94	AV	324.00	100	Horizontal	Pass
6	17441.401	56.21	5.54	74.0	17.79	Peak	343.00	400	Horizontal	Pass
6**	17441.401	46.78	5.54	54.0	7.22	AV	343.00	400	Horizontal	Pass

1 GHz to 18 GHz, ANT V 802.11g CHANNEL 6

No.	Frequency (MHz)	Results (dBuV/m)	Factor (dB)	Limit (dBuV/m)	Margin (dB)	Detector	Table (Degree)	Height (cm)	Antenna	Verdict
1	1594.000	42.34	-16.87	74.0	31.66	Peak	242.00	100	Vertical	Pass
1**	1594.000	32.84	-16.87	54.0	21.16	AV	242.00	100	Vertical	Pass
2	2435.700	100.13	-10.15	74.0	-26.13	Peak	223.00	100	Vertical	N/A
2**	2435.700	92.75	-10.15	54.0	-38.75	AV	223.00	100	Vertical	N/A
3	4914.500	49.57	-3.41	74.0	24.43	Peak	360.00	150	Vertical	Pass
3**	4914.500	39.86	-3.41	54.0	14.14	AV	360.00	150	Vertical	Pass
4	7703.500	54.17	1.35	74.0	19.83	Peak	360.00	100	Vertical	Pass
4**	7703.500	45.49	1.35	54.0	8.51	AV	360.00	100	Vertical	Pass
5	11789.312	52.95	-0.16	74.0	21.05	Peak	288.00	300	Vertical	Pass
5**	11789.312	43.99	-0.16	54.0	10.01	AV	288.00	300	Vertical	Pass
6	16402.688	56.22	3.13	74.0	17.78	Peak	133.00	100	Vertical	Pass
6**	16402.688	47.84	3.13	54.0	6.16	AV	133.00	100	Vertical	Pass

1 GHz to 18 GHz, ANT H 802.11g CHANNEL 11

No.	Frequency (MHz)	Results (dBuV/m)	Factor (dB)	Limit (dBuV/m)	Margin (dB)	Detector	Table (Degree)	Height (cm)	Antenna	Verdict
1	1505.800	41.71	-17.12	74.0	32.29	Peak	269.00	400	Horizontal	Pass
1**	1505.800	33.25	-17.12	54.0	20.75	AV	269.00	400	Horizontal	Pass
2	2460.300	107.50	-11.28	74.0	-33.50	Peak	44.00	150	Horizontal	N/A
2**	2460.300	100.83	-11.28	54.0	-46.83	AV	44.00	150	Horizontal	N/A
3	4726.750	49.41	-3.63	74.0	24.59	Peak	36.00	150	Horizontal	Pass
3**	4726.750	39.29	-3.63	54.0	14.71	AV	36.00	150	Horizontal	Pass
4	7871.250	53.48	1.65	74.0	20.52	Peak	360.00	200	Horizontal	Pass
4**	7871.250	44.44	1.65	54.0	9.56	AV	360.00	200	Horizontal	Pass
5	11804.037	53.40	-0.19	74.0	20.60	Peak	102.00	100	Horizontal	Pass
5**	11804.037	43.42	-0.19	54.0	10.58	AV	102.00	100	Horizontal	Pass
6	17463.450	56.81	5.32	74.0	17.19	Peak	228.00	300	Horizontal	Pass
6**	17463.450	47.11	5.32	54.0	6.89	AV	228.00	300	Horizontal	Pass

1 GHz to 18 GHz, ANT V 802.11g CHANNEL 11

No.	Frequency (MHz)	Results (dBuV/m)	Factor (dB)	Limit (dBuV/m)	Margin (dB)	Detector	Table (Degree)	Height (cm)	Antenna	Verdict
1	1597.800	42.06	-16.95	74.0	31.94	Peak	130.00	200	Vertical	Pass
1**	1597.800	32.91	-16.95	54.0	21.09	AV	130.00	200	Vertical	Pass
2	2461.400	99.00	-11.44	74.0	-25.00	Peak	224.00	200	Vertical	N/A
2**	2461.400	91.05	-11.44	54.0	-37.05	AV	224.00	200	Vertical	N/A
3	4739.500	49.16	-2.99	74.0	24.84	Peak	283.00	100	Vertical	Pass
3**	4739.500	40.03	-2.99	54.0	13.97	AV	283.00	100	Vertical	Pass
4	7354.000	54.30	0.47	74.0	19.70	Peak	159.00	200	Vertical	Pass
4**	7354.000	44.47	0.47	54.0	9.53	AV	159.00	200	Vertical	Pass
5	11788.363	53.25	-0.16	74.0	20.75	Peak	317.00	100	Vertical	Pass
5**	11788.363	43.51	-0.16	54.0	10.49	AV	317.00	100	Vertical	Pass
6	17442.974	56.45	5.55	74.0	17.55	Peak	297.00	300	Vertical	Pass
6**	17442.974	47.12	5.55	54.0	6.88	AV	297.00	300	Vertical	Pass

1 GHz to 18 GHz, ANT H 802.11g CHANNEL 12

No.	Frequency (MHz)	Results (dBuV/m)	Factor (dB)	Limit (dBuV/m)	Margin (dB)	Detector	Table (Degree)	Height (cm)	Antenna	Verdict
1	1350.000	41.94	-16.86	74.0	32.06	Peak	116.00	200	Horizontal	Pass
1**	1350.000	32.03	-16.86	54.0	21.97	AV	116.00	200	Horizontal	Pass
2	2465.600	105.08	-11.25	74.0	-31.08	Peak	52.00	100	Horizontal	N/A
2**	2465.600	97.64	-11.25	54.0	-43.64	AV	52.00	100	Horizontal	N/A
3	4841.000	48.76	-3.89	74.0	25.24	Peak	17.00	200	Horizontal	Pass
3**	4841.000	38.76	-3.89	54.0	15.24	AV	17.00	200	Horizontal	Pass
4	7894.750	54.35	1.35	74.0	19.65	Peak	137.00	400	Horizontal	Pass
4**	7894.750	44.58	1.35	54.0	9.42	AV	137.00	400	Horizontal	Pass
5	12969.975	53.16	1.77	74.0	20.84	Peak	159.00	200	Horizontal	Pass
5**	12969.975	42.90	1.77	54.0	11.10	AV	159.00	200	Horizontal	Pass
6	17389.427	56.80	4.93	74.0	17.20	Peak	76.00	200	Horizontal	Pass
6**	17389.427	46.97	4.93	54.0	7.03	AV	76.00	200	Horizontal	Pass

1 GHz to 18 GHz, ANT V 802.11g CHANNEL 12

No.	Frequency (MHz)	Results (dBuV/m)	Factor (dB)	Limit (dBuV/m)	Margin (dB)	Detector	Table (Degree)	Height (cm)	Antenna	Verdict
1	1328.200	42.32	-17.03	74.0	31.68	Peak	233.00	300	Vertical	Pass
1**	1328.200	33.84	-17.03	54.0	20.16	AV	233.00	300	Vertical	Pass
2	2465.200	97.10	-11.40	74.0	-23.10	Peak	187.00	100	Vertical	N/A
2**	2465.200	89.28	-11.40	54.0	-35.28	AV	187.00	100	Vertical	N/A
3	4989.500	48.97	-3.50	74.0	25.03	Peak	164.00	150	Vertical	Pass
3**	4989.500	40.12	-3.50	54.0	13.88	AV	164.00	150	Vertical	Pass
4	7712.000	53.84	1.91	74.0	20.16	Peak	2.00	100	Vertical	Pass
4**	7712.000	45.22	1.91	54.0	8.78	AV	2.00	100	Vertical	Pass
5	11794.300	52.89	-0.15	74.0	21.11	Peak	360.00	300	Vertical	Pass
5**	11794.300	44.55	-0.15	54.0	9.45	AV	360.00	300	Vertical	Pass
6	17447.698	56.85	5.56	74.0	17.15	Peak	4.00	200	Vertical	Pass
6**	17447.698	47.94	5.56	54.0	6.06	AV	4.00	200	Vertical	Pass

1 GHz to 18 GHz, ANT H 802.11g CHANNEL 13

No.	Frequency (MHz)	Results (dBuV/m)	Factor (dB)	Limit (dBuV/m)	Margin (dB)	Detector	Table (Degree)	Height (cm)	Antenna	Verdict
1	1329.700	42.32	-16.79	74.0	31.68	Peak	183.00	300	Horizontal	Pass
1**	1329.700	32.53	-16.79	54.0	21.47	AV	183.00	300	Horizontal	Pass
2	2470.000	104.70	-10.74	74.0	-30.70	Peak	33.00	150	Horizontal	N/A
2**	2470.000	96.97	-10.74	54.0	-42.97	AV	33.00	150	Horizontal	N/A
3	4962.250	48.82	-3.61	74.0	25.18	Peak	183.00	200	Horizontal	Pass
3**	4962.250	39.96	-3.61	54.0	14.04	AV	183.00	200	Horizontal	Pass
4	7686.500	54.14	1.12	74.0	19.86	Peak	264.00	300	Horizontal	Pass
4**	7686.500	44.42	1.12	54.0	9.58	AV	264.00	300	Horizontal	Pass
5	11768.175	53.04	-0.18	74.0	20.96	Peak	99.00	300	Horizontal	Pass
5**	11768.175	43.75	-0.18	54.0	10.25	AV	99.00	300	Horizontal	Pass
6	16854.713	56.52	3.49	74.0	17.48	Peak	8.00	200	Horizontal	Pass
6**	16854.713	48.28	3.49	54.0	5.72	AV	8.00	200	Horizontal	Pass

1 GHz to 18 GHz, ANT V 802.11g CHANNEL 13

No.	Frequency (MHz)	Results (dBuV/m)	Factor (dB)	Limit (dBuV/m)	Margin (dB)	Detector	Table (Degree)	Height (cm)	Antenna	Verdict
1	1332.300	42.65	-17.10	74.0	31.35	Peak	237.00	100	Vertical	Pass
1**	1332.300	32.78	-17.10	54.0	21.22	AV	237.00	100	Vertical	Pass
2	2470.400	96.52	-10.97	74.0	-22.52	Peak	256.00	200	Vertical	N/A
2**	2470.400	89.06	-10.97	54.0	-35.06	AV	256.00	200	Vertical	N/A
3	4957.500	48.99	-3.81	74.0	25.01	Peak	205.00	200	Vertical	Pass
3**	4957.500	39.48	-3.81	54.0	14.52	AV	205.00	200	Vertical	Pass
4	7695.750	53.68	1.14	74.0	20.32	Peak	125.00	400	Vertical	Pass
4**	7695.750	44.15	1.14	54.0	9.85	AV	125.00	400	Vertical	Pass
5	11784.800	53.35	-0.16	74.0	20.65	Peak	106.00	300	Vertical	Pass
5**	11784.800	43.08	-0.16	54.0	10.92	AV	106.00	300	Vertical	Pass
6	16407.676	56.33	3.06	74.0	17.67	Peak	64.00	300	Vertical	Pass
6**	16407.676	47.42	3.06	54.0	6.58	AV	64.00	300	Vertical	Pass

1 GHz to 18 GHz, ANT H 802.11n20 CHANNEL 1

No.	Frequency (MHz)	Results (dBuV/m)	Factor (dB)	Limit (dBuV/m)	Margin (dB)	Detector	Table (Degree)	Height (cm)	Antenna	Verdict
1	1367.200	41.60	-17.04	74.0	32.40	Peak	261.00	400	Horizontal	Pass
1**	1367.200	32.54	-17.04	54.0	21.46	AV	261.00	400	Horizontal	Pass
2	2411.100	107.86	-10.33	74.0	-33.86	Peak	73.00	200	Horizontal	N/A
2**	2411.100	101.11	-10.33	54.0	-47.11	AV	73.00	200	Horizontal	N/A
3	4824.750	50.49	-3.68	74.0	23.51	Peak	57.00	150	Horizontal	Pass
3**	4824.750	40.79	-3.68	54.0	13.21	AV	57.00	150	Horizontal	Pass
4	4825.000	48.12	-3.64	74.0	25.88	Peak	16.00	200	Horizontal	Pass
4**	4825.000	43.18	-3.64	54.0	10.82	AV	16.00	200	Horizontal	Pass
5	11776.250	52.57	-0.17	74.0	21.43	Peak	181.00	300	Horizontal	Pass
5**	11776.250	43.46	-0.17	54.0	10.54	AV	181.00	300	Horizontal	Pass
6	17454.787	56.40	5.48	74.0	17.60	Peak	53.00	200	Horizontal	Pass
6**	17454.787	47.58	5.48	54.0	6.42	AV	53.00	200	Horizontal	Pass

1 GHz to 18 GHz, ANT V 802.11n20 CHANNEL 1

No.	Frequency (MHz)	Results (dBuV/m)	Factor (dB)	Limit (dBuV/m)	Margin (dB)	Detector	Table (Degree)	Height (cm)	Antenna	Verdict
1	1295.400	42.26	-17.03	74.0	31.74	Peak	178.00	100	Vertical	Pass
1**	1295.400	31.78	-17.03	54.0	22.22	AV	178.00	100	Vertical	Pass
2	2410.200	99.27	-10.41	74.0	-25.27	Peak	188.00	150	Vertical	N/A
2**	2410.200	92.30	-10.41	54.0	-38.30	AV	188.00	150	Vertical	N/A
3	4857.000	49.09	-3.50	74.0	24.91	Peak	181.00	200	Vertical	Pass
3**	4857.000	39.22	-3.50	54.0	14.78	AV	181.00	200	Vertical	Pass
4	7360.750	53.94	0.78	74.0	20.06	Peak	79.00	200	Vertical	Pass
4**	7360.750	43.98	0.78	54.0	10.02	AV	79.00	200	Vertical	Pass
5	11795.488	53.94	-0.15	74.0	20.06	Peak	360.00	400	Vertical	Pass
5**	11795.488	44.09	-0.15	54.0	9.91	AV	360.00	400	Vertical	Pass
6	17463.187	56.30	5.32	74.0	17.70	Peak	84.00	300	Vertical	Pass
6**	17463.187	47.18	5.32	54.0	6.82	AV	84.00	300	Vertical	Pass

1 GHz to 18 GHz, ANT H 802.11n20 CHANNEL 6

No.	Frequency (MHz)	Results (dBuV/m)	Factor (dB)	Limit (dBuV/m)	Margin (dB)	Detector	Table (Degree)	Height (cm)	Antenna	Verdict
1	1348.500	42.20	-16.83	74.0	31.80	Peak	196.00	200	Horizontal	Pass
1**	1348.500	32.58	-16.83	54.0	21.42	AV	196.00	200	Horizontal	Pass
2	2438.600	108.44	-10.02	74.0	-34.44	Peak	319.00	150	Horizontal	N/A
2**	2438.600	101.32	-10.02	54.0	-47.32	AV	319.00	150	Horizontal	N/A
3	4869.000	50.40	-3.41	74.0	23.60	Peak	16.00	150	Horizontal	Pass
3**	4869.000	41.07	-3.41	54.0	12.93	AV	16.00	150	Horizontal	Pass
4	7881.750	53.91	2.02	74.0	20.09	Peak	16.00	300	Horizontal	Pass
4**	7881.750	44.77	2.02	54.0	9.23	AV	16.00	300	Horizontal	Pass
5	12254.099	53.06	1.06	74.0	20.94	Peak	273.00	200	Horizontal	Pass
5**	12254.099	43.21	1.06	54.0	10.79	AV	273.00	200	Horizontal	Pass
6	17409.374	56.30	5.45	74.0	17.70	Peak	360.00	200	Horizontal	Pass
6**	17409.374	47.28	5.45	54.0	6.72	AV	360.00	200	Horizontal	Pass

1 GHz to 18 GHz, ANT V 802.11n20 CHANNEL 6

No.	Frequency (MHz)	Results (dBuV/m)	Factor (dB)	Limit (dBuV/m)	Margin (dB)	Detector	Table (Degree)	Height (cm)	Antenna	Verdict
1	1332.600	43.16	-17.13	74.0	30.84	Peak	242.00	100	Vertical	Pass
1**	1332.600	33.32	-17.13	54.0	20.68	AV	242.00	100	Vertical	Pass
2	2440.000	100.75	-10.21	74.0	-26.75	Peak	223.00	200	Vertical	N/A
2**	2440.000	92.38	-10.21	54.0	-38.38	AV	223.00	200	Vertical	N/A
3	4809.500	49.17	-3.21	74.0	24.83	Peak	343.00	150	Vertical	Pass
3**	4809.500	39.24	-3.21	54.0	14.76	AV	343.00	150	Vertical	Pass
4	7868.500	53.79	1.78	74.0	20.21	Peak	360.00	400	Vertical	Pass
4**	7868.500	45.10	1.78	54.0	8.90	AV	360.00	400	Vertical	Pass
5	11772.213	52.73	-0.17	74.0	21.27	Peak	218.00	400	Vertical	Pass
5**	11772.213	43.65	-0.17	54.0	10.35	AV	218.00	400	Vertical	Pass
6	17425.650	56.80	5.50	74.0	17.20	Peak	30.00	300	Vertical	Pass
6**	17425.650	46.83	5.50	54.0	7.17	AV	30.00	300	Vertical	Pass

1 GHz to 18 GHz, ANT H 802.11n20 CHANNEL 11

No.	Frequency (MHz)	Results (dBuV/m)	Factor (dB)	Limit (dBuV/m)	Margin (dB)	Detector	Table (Degree)	Height (cm)	Antenna	Verdict
1	1451.200	41.88	-17.05	74.0	32.12	Peak	52.00	400	Horizontal	Pass
1**	1451.200	32.60	-17.05	54.0	21.40	AV	52.00	400	Horizontal	Pass
2	2460.300	107.07	-11.28	74.0	-33.07	Peak	35.00	100	Horizontal	N/A
2**	2460.300	100.63	-11.28	54.0	-46.63	AV	35.00	100	Horizontal	N/A
3	4958.750	49.24	-3.67	74.0	24.76	Peak	16.00	100	Horizontal	Pass
3**	4958.750	40.25	-3.67	54.0	13.75	AV	16.00	100	Horizontal	Pass
4	7678.500	54.04	0.95	74.0	19.96	Peak	241.00	400	Horizontal	Pass
4**	7678.500	44.31	0.95	54.0	9.69	AV	241.00	400	Horizontal	Pass
5	11259.688	52.92	-0.95	74.0	21.08	Peak	0.00	400	Horizontal	Pass
5**	11259.688	42.91	-0.95	54.0	11.09	AV	0.00	400	Horizontal	Pass
6	17443.762	55.77	5.55	74.0	18.23	Peak	183.00	400	Horizontal	Pass
6**	17443.762	47.27	5.55	54.0	6.73	AV	183.00	400	Horizontal	Pass

1 GHz to 18 GHz, ANT V 802.11n20 CHANNEL 11

No.	Frequency (MHz)	Results (dBuV/m)	Factor (dB)	Limit (dBuV/m)	Margin (dB)	Detector	Table (Degree)	Height (cm)	Antenna	Verdict
1	1329.700	42.25	-16.79	74.0	31.75	Peak	0.00	200	Vertical	Pass
1**	1329.700	33.39	-16.79	54.0	20.61	AV	0.00	200	Vertical	Pass
2	2461.100	99.52	-11.35	74.0	-25.52	Peak	223.00	100	Vertical	N/A
2**	2461.100	91.92	-11.35	54.0	-37.92	AV	223.00	100	Vertical	N/A
3	4936.000	48.96	-3.58	74.0	25.04	Peak	300.00	100	Vertical	Pass
3**	4936.000	39.58	-3.58	54.0	14.42	AV	300.00	100	Vertical	Pass
4	7895.250	53.68	1.49	74.0	20.32	Peak	198.00	300	Vertical	Pass
4**	7895.250	44.47	1.49	54.0	9.53	AV	198.00	300	Vertical	Pass
5	11805.700	53.10	-0.21	74.0	20.90	Peak	310.00	200	Vertical	Pass
5**	11805.700	43.69	-0.21	54.0	10.31	AV	310.00	200	Vertical	Pass
6	17455.313	56.60	5.47	74.0	17.40	Peak	132.00	200	Vertical	Pass
6**	17455.313	47.64	5.47	54.0	6.36	AV	132.00	200	Vertical	Pass

1 GHz to 18 GHz, ANT H 802.11n20 CHANNEL 12

No.	Frequency (MHz)	Results (dBuV/m)	Factor (dB)	Limit (dBuV/m)	Margin (dB)	Detector	Table (Degree)	Height (cm)	Antenna	Verdict
1	1465.100	42.45	-17.09	74.0	31.55	Peak	79.00	300	Horizontal	Pass
1**	1465.100	33.16	-17.09	54.0	20.84	AV	79.00	300	Horizontal	Pass
2	2468.100	105.37	-11.06	74.0	-31.37	Peak	305.00	150	Horizontal	N/A
2**	2468.100	98.16	-11.06	54.0	-44.16	AV	305.00	150	Horizontal	N/A
3	4954.250	49.51	-3.52	74.0	24.49	Peak	184.00	150	Horizontal	Pass
3**	4954.250	41.42	-3.52	54.0	12.58	AV	184.00	150	Horizontal	Pass
4	7420.000	54.18	1.50	74.0	19.82	Peak	360.00	200	Horizontal	Pass
4**	7420.000	44.51	1.50	54.0	9.49	AV	360.00	200	Horizontal	Pass
5	11758.675	53.15	-0.19	74.0	20.85	Peak	208.00	300	Horizontal	Pass
5**	11758.675	43.90	-0.19	54.0	10.10	AV	208.00	300	Horizontal	Pass
6	17419.350	57.26	5.48	74.0	16.74	Peak	150.00	300	Horizontal	Pass
6**	17419.350	47.65	5.48	54.0	6.35	AV	150.00	300	Horizontal	Pass

1 GHz to 18 GHz, ANT V 802.11n20 CHANNEL 12

No.	Frequency (MHz)	Results (dBuV/m)	Factor (dB)	Limit (dBuV/m)	Margin (dB)	Detector	Table (Degree)	Height (cm)	Antenna	Verdict
1	1465.200	42.30	-17.09	74.0	31.70	Peak	305.00	200	Vertical	Pass
1**	1465.200	32.20	-17.09	54.0	21.80	AV	305.00	200	Vertical	Pass
2	2465.400	97.46	-11.33	74.0	-23.46	Peak	251.00	200	Vertical	N/A
2**	2465.400	89.60	-11.33	54.0	-35.60	AV	251.00	200	Vertical	N/A
3	4909.250	49.33	-3.32	74.0	24.67	Peak	324.00	100	Vertical	Pass
3**	4909.250	40.05	-3.32	54.0	13.95	AV	324.00	100	Vertical	Pass
4	7710.000	54.03	1.69	74.0	19.97	Peak	123.00	100	Vertical	Pass
4**	7710.000	44.67	1.69	54.0	9.33	AV	123.00	100	Vertical	Pass
5	12031.088	53.12	0.05	74.0	20.88	Peak	64.00	100	Vertical	Pass
5**	12031.088	43.46	0.05	54.0	10.54	AV	64.00	100	Vertical	Pass
6	17420.136	56.57	5.48	74.0	17.43	Peak	332.00	200	Vertical	Pass
6**	17420.136	46.68	5.48	54.0	7.32	AV	332.00	200	Vertical	Pass

1 GHz to 18 GHz, ANT H 802.11n20 CHANNEL 13

No.	Frequency (MHz)	Results (dBuV/m)	Factor (dB)	Limit (dBuV/m)	Margin (dB)	Detector	Table (Degree)	Height (cm)	Antenna	Verdict
1	1583.200	42.74	-16.84	74.0	31.26	Peak	132.00	300	Horizontal	Pass
1**	1583.200	33.09	-16.84	54.0	20.91	AV	132.00	300	Horizontal	Pass
2	2467.100	104.92	-11.20	74.0	-30.92	Peak	42.00	200	Horizontal	N/A
2**	2467.100	96.82	-11.20	54.0	-42.82	AV	42.00	200	Horizontal	N/A
3	4939.000	48.93	-3.51	74.0	25.07	Peak	164.00	150	Horizontal	Pass
3**	4939.000	39.93	-3.51	54.0	14.07	AV	164.00	150	Horizontal	Pass
4	7879.000	53.82	2.02	74.0	20.18	Peak	285.00	400	Horizontal	Pass
4**	7879.000	44.66	2.02	54.0	9.34	AV	285.00	400	Horizontal	Pass
5	11794.062	53.73	-0.15	74.0	20.27	Peak	347.00	100	Horizontal	Pass
5**	11794.062	43.84	-0.15	54.0	10.16	AV	347.00	100	Horizontal	Pass
6	16428.676	56.66	2.78	74.0	17.34	Peak	123.00	100	Horizontal	Pass
6**	16428.676	46.83	2.78	54.0	7.17	AV	123.00	100	Horizontal	Pass

1 GHz to 18 GHz, ANT V 802.11n20 CHANNEL 13

No.	Frequency (MHz)	Results (dBuV/m)	Factor (dB)	Limit (dBuV/m)	Margin (dB)	Detector	Table (Degree)	Height (cm)	Antenna	Verdict
1	1512.500	42.60	-16.53	74.0	31.40	Peak	13.00	300	Vertical	Pass
1**	1512.500	33.46	-16.53	54.0	20.54	AV	13.00	300	Vertical	Pass
2	2470.700	97.02	-10.85	74.0	-23.02	Peak	193.00	100	Vertical	N/A
2**	2470.700	89.38	-10.85	54.0	-35.38	AV	193.00	100	Vertical	N/A
3	4980.250	48.98	-3.29	74.0	25.02	Peak	66.00	150	Vertical	Pass
3**	4980.250	39.85	-3.29	54.0	14.15	AV	66.00	150	Vertical	Pass
4	7686.000	53.70	1.48	74.0	20.30	Peak	360.00	100	Vertical	Pass
4**	7686.000	44.64	1.48	54.0	9.36	AV	360.00	100	Vertical	Pass
5	11765.325	52.94	-0.18	74.0	21.06	Peak	298.00	300	Vertical	Pass
5**	11765.325	43.83	-0.18	54.0	10.17	AV	298.00	300	Vertical	Pass
6	17463.714	55.89	5.31	74.0	18.11	Peak	67.00	100	Vertical	Pass
6**	17463.714	46.97	5.31	54.0	7.03	AV	67.00	100	Vertical	Pass

1 GHz to 18 GHz, ANT H 802.11n40 CHANNEL 3

No.	Frequency (MHz)	Results (dBuV/m)	Factor (dB)	Limit (dBuV/m)	Margin (dB)	Detector	Table (Degree)	Height (cm)	Antenna	Verdict
1	1409.000	42.11	-17.11	74.0	31.89	Peak	224.00	400	Horizontal	Pass
1**	1409.000	32.08	-17.11	54.0	21.92	AV	224.00	400	Horizontal	Pass
2	2425.200	104.16	-10.65	74.0	-30.16	Peak	35.00	100	Horizontal	N/A
2**	2425.200	95.89	-10.65	54.0	-41.89	AV	35.00	100	Horizontal	N/A
3	4914.500	48.78	-3.41	74.0	25.22	Peak	179.00	200	Horizontal	Pass
3**	4914.500	40.93	-3.41	54.0	13.07	AV	179.00	200	Horizontal	Pass
4	7757.500	54.07	1.47	74.0	19.93	Peak	96.00	200	Horizontal	Pass
4**	7757.500	44.88	1.47	54.0	9.12	AV	96.00	200	Horizontal	Pass
5	11797.387	52.76	-0.15	74.0	21.24	Peak	54.00	200	Horizontal	Pass
5**	11797.387	43.99	-0.15	54.0	10.01	AV	54.00	200	Horizontal	Pass
6	16390.613	56.43	2.81	74.0	17.57	Peak	123.00	400	Horizontal	Pass
6**	16390.613	47.30	2.81	54.0	6.70	AV	123.00	400	Horizontal	Pass

1 GHz to 18 GHz, ANT V 802.11n40 CHANNEL 3

No.	Frequency (MHz)	Results (dBuV/m)	Factor (dB)	Limit (dBuV/m)	Margin (dB)	Detector	Table (Degree)	Height (cm)	Antenna	Verdict
1	1400.400	43.09	-16.83	74.0	30.91	Peak	308.00	100	Vertical	Pass
1**	1400.400	32.55	-16.83	54.0	21.45	AV	308.00	100	Vertical	Pass
2	2426.300	94.60	-10.06	74.0	-20.60	Peak	142.00	100	Vertical	N/A
2**	2426.300	86.73	-10.06	54.0	-32.73	AV	142.00	100	Vertical	N/A
3	4936.500	49.27	-3.39	74.0	24.73	Peak	343.00	200	Vertical	Pass
3**	4936.500	40.62	-3.39	54.0	13.38	AV	343.00	200	Vertical	Pass
4	7970.750	53.71	1.84	74.0	20.29	Peak	98.00	100	Vertical	Pass
4**	7970.750	44.40	1.84	54.0	9.60	AV	98.00	100	Vertical	Pass
5	12959.213	52.71	1.66	74.0	21.29	Peak	178.00	100	Vertical	Pass
5**	12959.213	43.51	1.66	54.0	10.49	AV	178.00	100	Vertical	Pass
6	17391.262	56.21	5.02	74.0	17.79	Peak	0.00	200	Vertical	Pass
6**	17391.262	47.23	5.02	54.0	6.77	AV	0.00	200	Vertical	Pass

1 GHz to 18 GHz, ANT H 802.11n40 CHANNEL 6

No.	Frequency (MHz)	Results (dBuV/m)	Factor (dB)	Limit (dBuV/m)	Margin (dB)	Detector	Table (Degree)	Height (cm)	Antenna	Verdict
1	1319.100	41.68	-16.95	74.0	32.32	Peak	132.00	200	Horizontal	Pass
1**	1319.100	32.21	-16.95	54.0	21.79	AV	132.00	200	Horizontal	Pass
2	2438.400	104.39	-9.92	74.0	-30.39	Peak	307.00	200	Horizontal	N/A
2**	2438.400	96.96	-9.92	54.0	-42.96	AV	307.00	200	Horizontal	N/A
3	4871.500	48.98	-3.60	74.0	25.02	Peak	67.00	200	Horizontal	Pass
3**	4871.500	39.51	-3.60	54.0	14.49	AV	67.00	200	Horizontal	Pass
4	7981.000	53.60	1.50	74.0	20.40	Peak	45.00	100	Horizontal	Pass
4**	7981.000	43.72	1.50	54.0	10.28	AV	45.00	100	Horizontal	Pass
5	11736.588	52.82	-0.28	74.0	21.18	Peak	276.00	100	Horizontal	Pass
5**	11736.588	43.48	-0.28	54.0	10.52	AV	276.00	100	Horizontal	Pass
6	17423.286	55.91	5.49	74.0	18.09	Peak	101.00	400	Horizontal	Pass
6**	17423.286	46.78	5.49	54.0	7.22	AV	101.00	400	Horizontal	Pass

1 GHz to 18 GHz, ANT V 802.11n40 CHANNEL 6

No.	Frequency (MHz)	Results (dBuV/m)	Factor (dB)	Limit (dBuV/m)	Margin (dB)	Detector	Table (Degree)	Height (cm)	Antenna	Verdict
1	1329.800	43.06	-16.84	74.0	30.94	Peak	232.00	200	Vertical	Pass
1**	1329.800	33.52	-16.84	54.0	20.48	AV	232.00	200	Vertical	Pass
2	2440.800	96.05	-9.79	74.0	-22.05	Peak	213.00	200	Vertical	N/A
2**	2440.800	88.38	-9.79	54.0	-34.38	AV	213.00	200	Vertical	N/A
3	4734.000	49.30	-2.78	74.0	24.70	Peak	278.00	150	Vertical	Pass
3**	4734.000	39.09	-2.78	54.0	14.91	AV	278.00	150	Vertical	Pass
4	7423.250	53.23	1.41	74.0	20.77	Peak	339.00	100	Vertical	Pass
4**	7423.250	44.89	1.41	54.0	9.11	AV	339.00	100	Vertical	Pass
5	12309.675	53.30	0.61	74.0	20.70	Peak	247.00	200	Vertical	Pass
5**	12309.675	42.31	0.61	54.0	11.69	AV	247.00	200	Vertical	Pass
6	16403.213	56.23	3.12	74.0	17.77	Peak	52.00	400	Vertical	Pass
6**	16403.213	47.36	3.12	54.0	6.64	AV	52.00	400	Vertical	Pass

1 GHz to 18 GHz, ANT H 802.11n40 CHANNEL 9

No.	Frequency (MHz)	Results (dBuV/m)	Factor (dB)	Limit (dBuV/m)	Margin (dB)	Detector	Table (Degree)	Height (cm)	Antenna	Verdict
1	1581.900	41.76	-16.74	74.0	32.24	Peak	344.00	100	Horizontal	Pass
1**	1581.900	32.28	-16.74	54.0	21.72	AV	344.00	100	Horizontal	Pass
2	2455.100	104.63	-11.20	74.0	-30.63	Peak	33.00	100	Horizontal	N/A
2**	2455.100	96.34	-11.20	54.0	-42.34	AV	33.00	100	Horizontal	N/A
3	4903.500	49.35	-3.40	74.0	24.65	Peak	179.00	100	Horizontal	Pass
3**	4903.500	39.96	-3.40	54.0	14.04	AV	179.00	100	Horizontal	Pass
4	7707.500	53.78	1.49	74.0	20.22	Peak	159.00	400	Horizontal	Pass
4**	7707.500	44.35	1.49	54.0	9.65	AV	159.00	400	Horizontal	Pass
5	11699.299	52.55	-0.53	74.0	21.45	Peak	119.00	400	Horizontal	Pass
5**	11699.299	43.16	-0.53	54.0	10.84	AV	119.00	400	Horizontal	Pass
6	17409.374	56.00	5.45	74.0	18.00	Peak	360.00	300	Horizontal	Pass
6**	17409.374	47.51	5.45	54.0	6.49	AV	360.00	300	Horizontal	Pass

1 GHz to 18 GHz, ANT V 802.11n40 CHANNEL 9

No.	Frequency (MHz)	Results (dBuV/m)	Factor (dB)	Limit (dBuV/m)	Margin (dB)	Detector	Table (Degree)	Height (cm)	Antenna	Verdict
1	1512.200	42.77	-16.45	74.0	31.23	Peak	186.00	200	Vertical	Pass
1**	1512.200	32.52	-16.45	54.0	21.48	AV	186.00	200	Vertical	Pass
2	2448.800	96.21	-10.22	74.0	-22.21	Peak	213.00	100	Vertical	N/A
2**	2448.800	88.56	-10.22	54.0	-34.56	AV	213.00	100	Vertical	N/A
3	4944.000	49.01	-3.68	74.0	24.99	Peak	57.00	200	Vertical	Pass
3**	4944.000	39.64	-3.68	54.0	14.36	AV	57.00	200	Vertical	Pass
4	7971.500	54.33	1.71	74.0	19.67	Peak	322.00	300	Vertical	Pass
4**	7971.500	43.55	1.71	54.0	10.45	AV	322.00	300	Vertical	Pass
5	11773.400	52.67	-0.17	74.0	21.33	Peak	293.00	300	Vertical	Pass
5**	11773.400	43.96	-0.17	54.0	10.04	AV	293.00	300	Vertical	Pass
6	17425.650	56.05	5.50	74.0	17.95	Peak	314.00	100	Vertical	Pass
6**	17425.650	46.09	5.50	54.0	7.91	AV	314.00	100	Vertical	Pass

1 GHz to 18 GHz, ANT H 802.11n40 CHANNEL 10

No.	Frequency (MHz)	Results (dBuV/m)	Factor (dB)	Limit (dBuV/m)	Margin (dB)	Detector	Table (Degree)	Height (cm)	Antenna	Verdict
1	1531.200	42.45	-16.70	74.0	31.55	Peak	111.00	300	Horizontal	Pass
1**	1531.200	32.77	-16.70	54.0	21.23	AV	111.00	300	Horizontal	Pass
2	2460.000	104.47	-11.31	74.0	-30.47	Peak	40.00	100	Horizontal	N/A
2**	2460.000	96.26	-11.31	54.0	-42.26	AV	40.00	100	Horizontal	N/A
3	4975.500	49.05	-3.62	74.0	24.95	Peak	297.00	100	Horizontal	Pass
3**	4975.500	39.84	-3.62	54.0	14.16	AV	297.00	100	Horizontal	Pass
4	7888.750	54.08	1.52	74.0	19.92	Peak	35.00	200	Horizontal	Pass
4**	7888.750	44.16	1.52	54.0	9.84	AV	35.00	200	Horizontal	Pass
5	11801.187	52.86	-0.16	74.0	21.14	Peak	291.00	400	Horizontal	Pass
5**	11801.187	44.00	-0.16	54.0	10.00	AV	291.00	400	Horizontal	Pass
6	17436.938	57.20	5.53	74.0	16.80	Peak	324.00	300	Horizontal	Pass
6**	17436.938	47.62	5.53	54.0	6.38	AV	324.00	300	Horizontal	Pass

1 GHz to 18 GHz, ANT V 802.11n40 CHANNEL 10

No.	Frequency (MHz)	Results (dBuV/m)	Factor (dB)	Limit (dBuV/m)	Margin (dB)	Detector	Table (Degree)	Height (cm)	Antenna	Verdict
1	1443.500	42.63	-16.85	74.0	31.37	Peak	33.00	100	Vertical	Pass
1**	1443.500	32.34	-16.85	54.0	21.66	AV	33.00	100	Vertical	Pass
2	2460.300	96.85	-11.28	74.0	-22.85	Peak	222.00	200	Vertical	N/A
2**	2460.300	89.16	-11.28	54.0	-35.16	AV	222.00	200	Vertical	N/A
3	4911.000	49.10	-3.54	74.0	24.90	Peak	244.00	100	Vertical	Pass
3**	4911.000	39.85	-3.54	54.0	14.15	AV	244.00	100	Vertical	Pass
4	7688.500	54.37	1.01	74.0	19.63	Peak	144.00	300	Vertical	Pass
4**	7688.500	44.24	1.01	54.0	9.76	AV	144.00	300	Vertical	Pass
5	11720.912	53.28	-0.38	74.0	20.72	Peak	208.00	200	Vertical	Pass
5**	11720.912	43.88	-0.38	54.0	10.12	AV	208.00	200	Vertical	Pass
6	17441.663	56.61	5.54	74.0	17.39	Peak	354.00	200	Vertical	Pass
6**	17441.663	47.23	5.54	54.0	6.77	AV	354.00	200	Vertical	Pass

1 GHz to 18 GHz, ANT H 802.11n40 CHANNEL 11

No.	Frequency (MHz)	Results (dBuV/m)	Factor (dB)	Limit (dBuV/m)	Margin (dB)	Detector	Table (Degree)	Height (cm)	Antenna	Verdict
1	1523.900	41.99	-17.31	74.0	32.01	Peak	0.00	200	Horizontal	Pass
1**	1523.900	32.70	-17.31	54.0	21.30	AV	0.00	200	Horizontal	Pass
2	2463.700	103.00	-11.23	74.0	-29.00	Peak	42.00	150	Horizontal	N/A
2**	2463.700	94.87	-11.23	54.0	-40.87	AV	42.00	150	Horizontal	N/A
3	4840.750	49.43	-3.88	74.0	24.57	Peak	285.00	100	Horizontal	Pass
3**	4840.750	38.57	-3.88	54.0	15.43	AV	285.00	100	Horizontal	Pass
4	7448.500	54.00	0.18	74.0	20.00	Peak	125.00	100	Horizontal	Pass
4**	7448.500	43.30	0.18	54.0	10.70	AV	125.00	100	Horizontal	Pass
5	12217.050	52.72	0.64	74.0	21.28	Peak	181.00	400	Horizontal	Pass
5**	12217.050	42.88	0.64	54.0	11.12	AV	181.00	400	Horizontal	Pass
6	17426.176	56.50	5.50	74.0	17.50	Peak	0.00	300	Horizontal	Pass
6**	17426.176	46.88	5.50	54.0	7.12	AV	0.00	300	Horizontal	Pass

1 GHz to 18 GHz, ANT V 802.11n40 CHANNEL 11

No.	Frequency (MHz)	Results (dBuV/m)	Factor (dB)	Limit (dBuV/m)	Margin (dB)	Detector	Table (Degree)	Height (cm)	Antenna	Verdict
1	1367.900	42.75	-16.85	74.0	31.25	Peak	215.00	300	Vertical	Pass
1**	1367.900	32.64	-16.85	54.0	21.36	AV	215.00	300	Vertical	Pass
2	2458.800	95.64	-11.18	74.0	-21.64	Peak	224.00	200	Vertical	N/A
2**	2458.800	87.95	-11.18	54.0	-33.95	AV	224.00	200	Vertical	N/A
3	4964.500	49.55	-3.49	74.0	24.45	Peak	207.00	200	Vertical	Pass
3**	4964.500	39.90	-3.49	54.0	14.10	AV	207.00	200	Vertical	Pass
4	7340.750	54.18	-0.01	74.0	19.82	Peak	325.00	300	Vertical	Pass
4**	7340.750	44.54	-0.01	54.0	9.46	AV	325.00	300	Vertical	Pass
5	11772.925	52.82	-0.17	74.0	21.18	Peak	128.00	200	Vertical	Pass
5**	11772.925	43.09	-0.17	54.0	10.91	AV	128.00	200	Vertical	Pass
6	17450.850	56.03	5.55	74.0	17.97	Peak	251.00	200	Vertical	Pass
6**	17450.850	47.00	5.55	54.0	7.00	AV	251.00	200	Vertical	Pass

A.7 Band Edge (Restricted-band band-edge)

Note [1]: The lowest and highest channels are tested to verify the band edge emissions. Please refer to the following the plots for emissions values.

Note [2]: The test data all are tested in the vertical and horizontal antenna which the trace is max hold. So these plots have shown the worst case.

Note [3]: According the ANSI C63.10-2013, where limits are specified for both average and peak (or quasi-peak) detector functions, if the peak (or quasi-peak) measured value complies with the average limit, it is unnecessary to perform an average measurement.

Test Data and Plots

802.11b CHANNEL 1

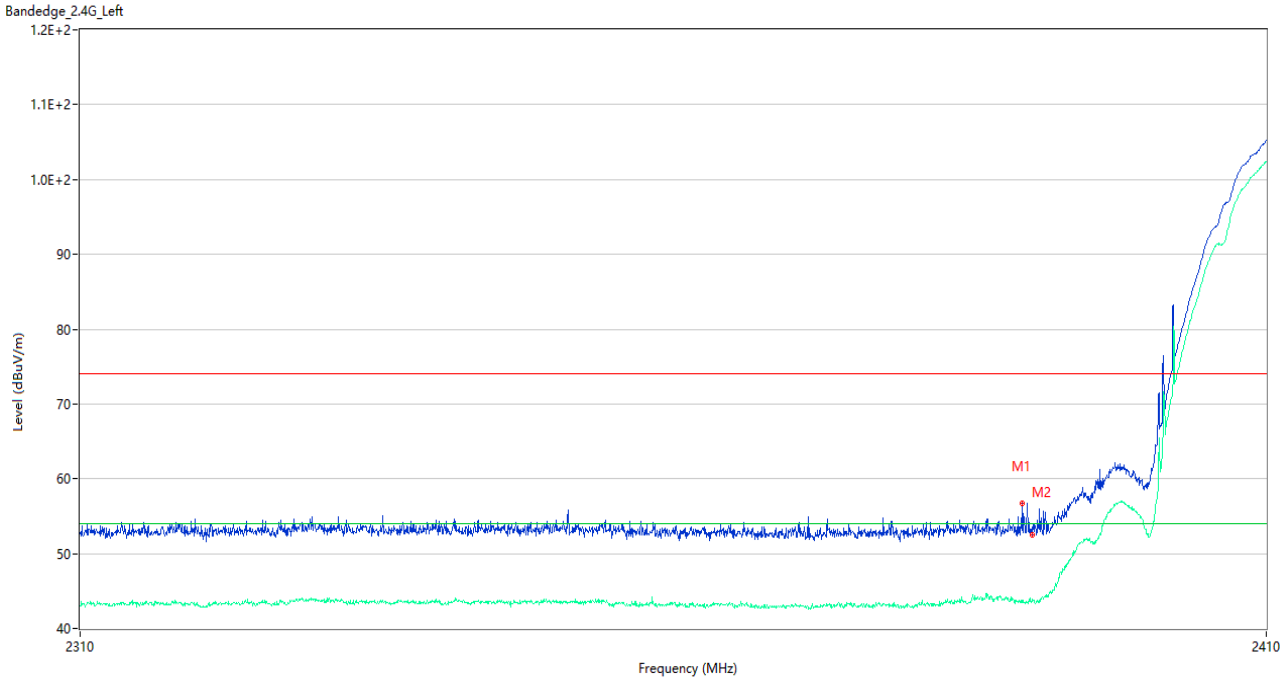

No.	Frequency (MHz)	Results (dBuV/m)	Factor (dB)	Limit (dBuV/m)	Margin (dB)	Detector	Table (Degree)	Height (cm)	Antenna	Verdict
1	2389.100	56.75	-1.89	74.0	17.25	Peak	65.00	100	Horizontal	Pass
1**	2389.100	43.51	-1.89	54.0	10.49	AV	65.00	100	Horizontal	Pass
2	2389.950	52.55	-1.82	74.0	21.45	Peak	130.00	100	Horizontal	Pass
2**	2389.950	43.67	-1.82	54.0	10.33	AV	130.00	100	Horizontal	Pass

802.11b CHANNEL 11

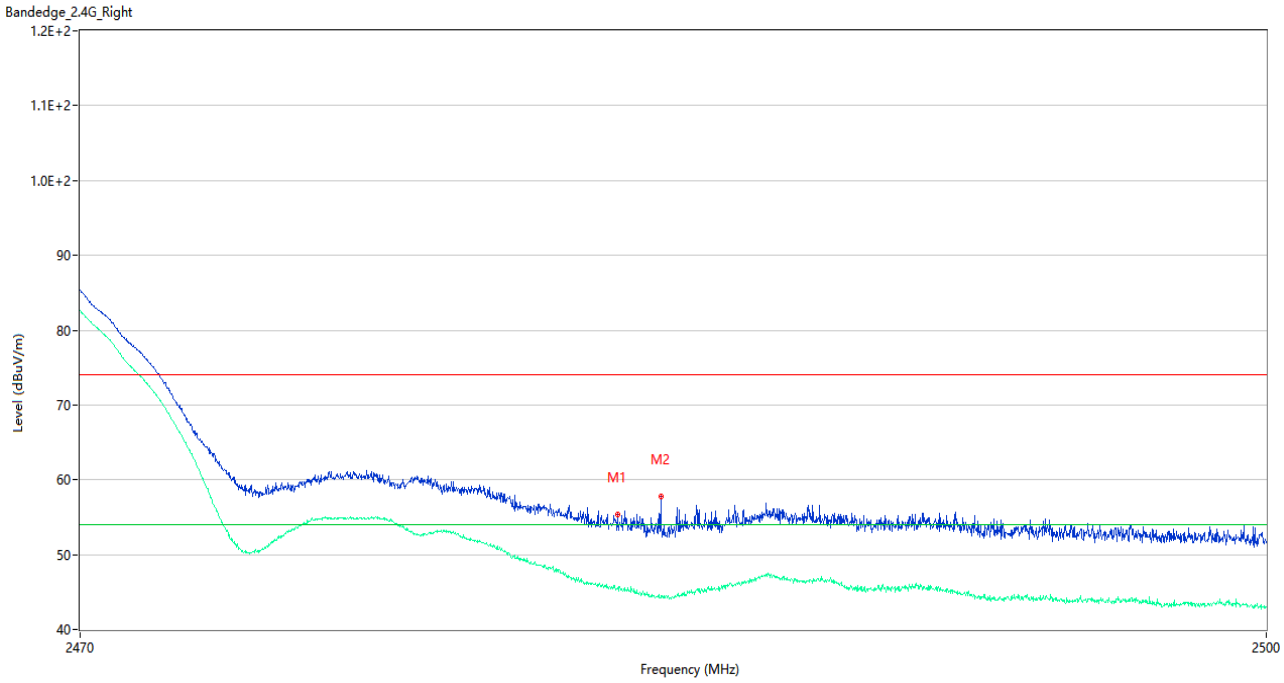

No.	Frequency (MHz)	Results (dBuV/m)	Factor (dB)	Limit (dBuV/m)	Margin (dB)	Detector	Table (Degree)	Height (cm)	Antenna	Verdict
1	2483.545	55.32	-1.09	74.0	18.68	Peak	360.00	100	Horizontal	Pass
1**	2483.545	45.46	-1.09	54.0	8.54	AV	360.00	100	Horizontal	Pass
2	2484.640	57.74	-1.24	74.0	16.26	Peak	360.00	200	Horizontal	Pass
2**	2484.640	44.18	-1.24	54.0	9.82	AV	360.00	200	Horizontal	Pass

802.11b CHANNEL 12

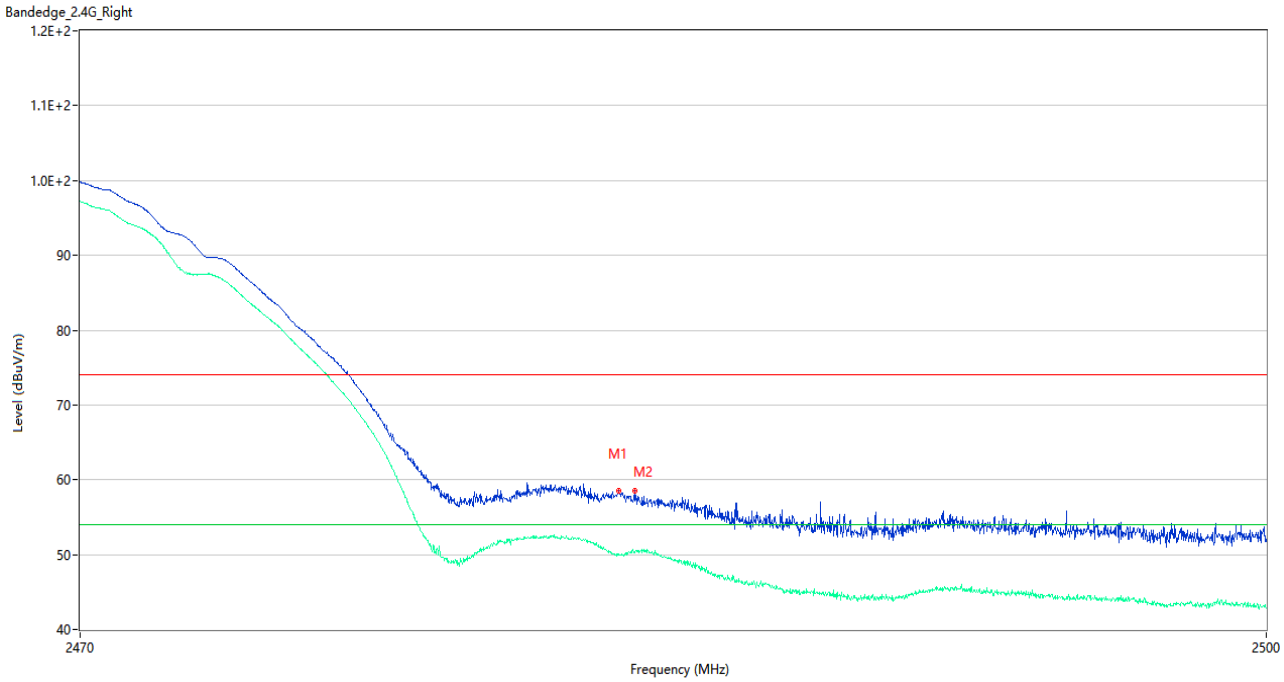

No.	Frequency (MHz)	Results (dBuV/m)	Factor (dB)	Limit (dBuV/m)	Margin (dB)	Detector	Table (Degree)	Height (cm)	Antenna	Verdict
1	2483.575	58.54	-1.09	74.0	15.46	Peak	360.00	150	Horizontal	Pass
1**	2483.575	50.00	-1.09	54.0	4.00	AV	360.00	150	Horizontal	Pass
2	2483.980	58.53	-1.05	74.0	15.47	Peak	360.00	150	Horizontal	Pass
2**	2483.980	50.27	-1.05	54.0	3.73	AV	360.00	150	Horizontal	Pass

802.11b CHANNEL 13

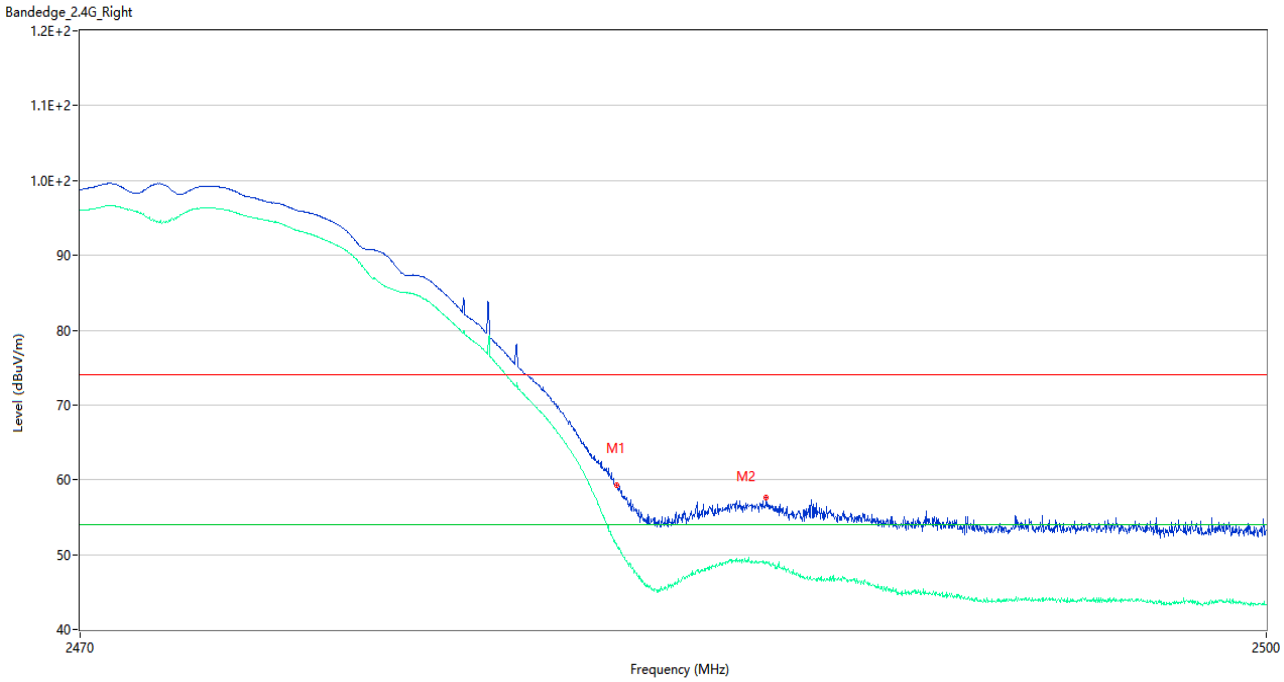

No.	Frequency (MHz)	Results (dBuV/m)	Factor (dB)	Limit (dBuV/m)	Margin (dB)	Detector	Table (Degree)	Height (cm)	Antenna	Verdict
1	2483.515	59.27	-1.10	74.0	14.73	Peak	307.00	100	Horizontal	Pass
1**	2483.515	50.82	-1.10	54.0	3.18	AV	307.00	100	Horizontal	Pass
2	2487.310	57.60	-0.75	74.0	16.40	Peak	295.00	150	Horizontal	Pass
2**	2487.310	48.93	-0.75	54.0	5.07	AV	295.00	150	Horizontal	Pass

802.11g CHANNEL 1

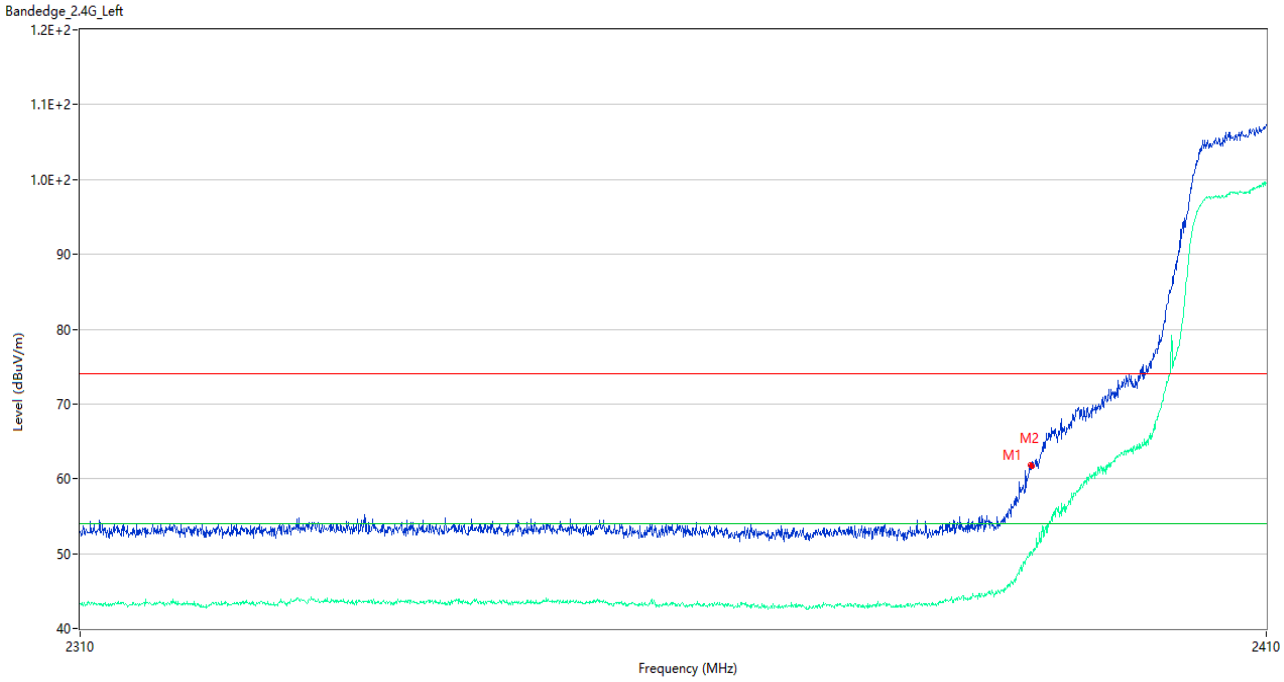

No.	Frequency (MHz)	Results (dBuV/m)	Factor (dB)	Limit (dBuV/m)	Margin (dB)	Detector	Table (Degree)	Height (cm)	Antenna	Verdict
1	2389.800	61.88	-1.78	74.0	12.12	Peak	315.00	200	Horizontal	Pass
1**	2389.800	49.74	-1.78	54.0	4.26	AV	315.00	200	Horizontal	Pass
2	2389.950	61.72	-1.82	74.0	12.28	Peak	315.00	150	Horizontal	Pass
2**	2389.950	50.12	-1.82	54.0	3.88	AV	315.00	150	Horizontal	Pass

802.11g CHANNEL 11

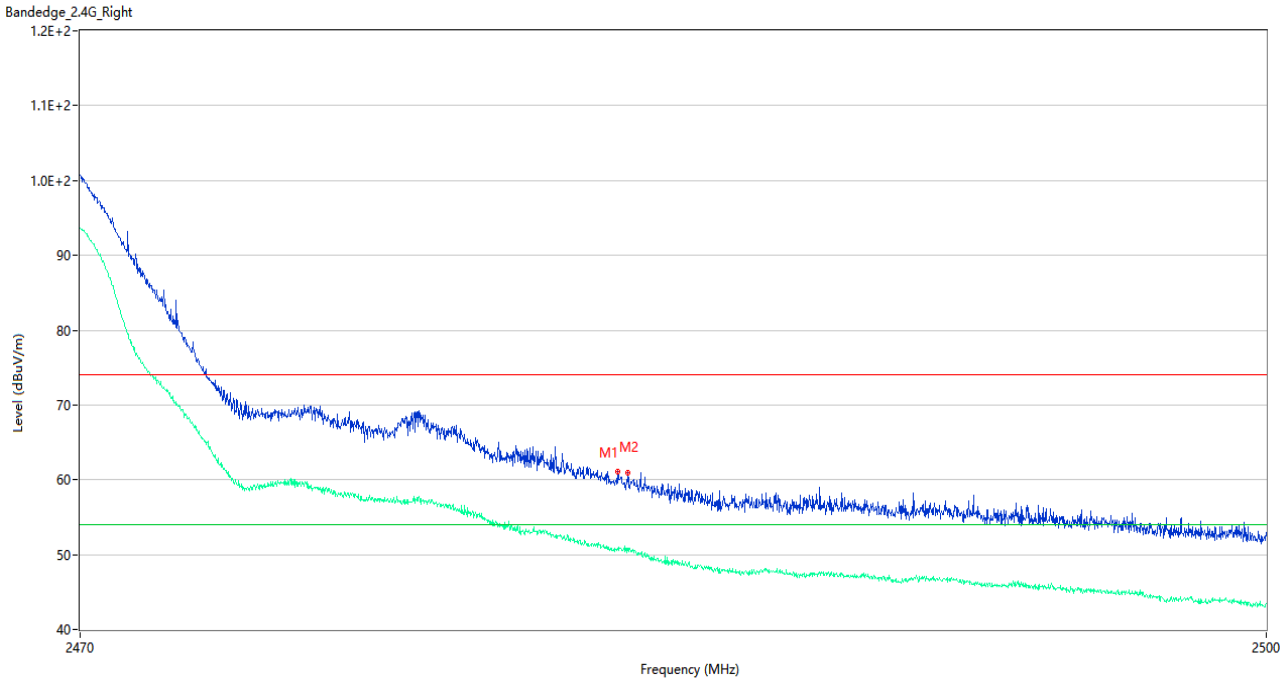

No.	Frequency (MHz)	Results (dBuV/m)	Factor (dB)	Limit (dBuV/m)	Margin (dB)	Detector	Table (Degree)	Height (cm)	Antenna	Verdict
1	2483.560	61.02	-1.09	74.0	12.98	Peak	40.00	200	Horizontal	Pass
1**	2483.560	50.68	-1.09	54.0	3.32	AV	40.00	200	Horizontal	Pass
2	2483.815	61.01	-1.04	74.0	12.99	Peak	360.00	150	Horizontal	Pass
2**	2483.815	50.52	-1.04	54.0	3.48	AV	360.00	150	Horizontal	Pass

802.11g CHANNEL 12

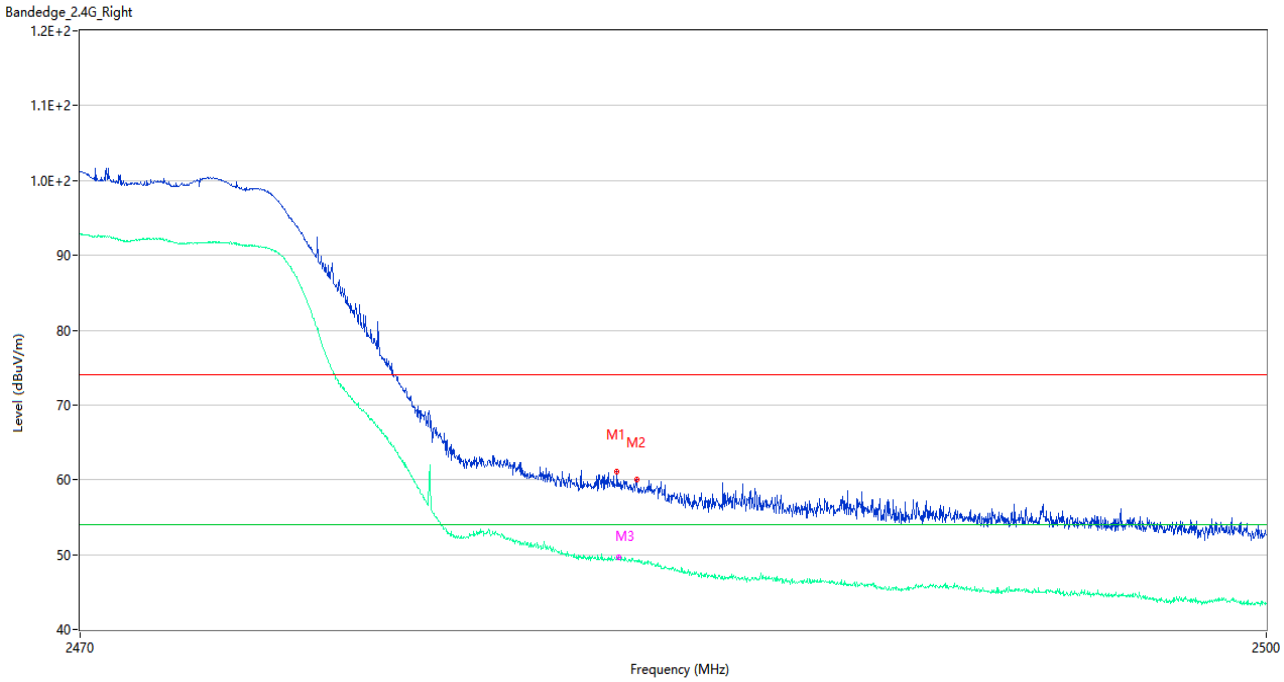

No.	Frequency (MHz)	Results (dBuV/m)	Factor (dB)	Limit (dBuV/m)	Margin (dB)	Detector	Table (Degree)	Height (cm)	Antenna	Verdict
1	2483.530	61.03	-1.10	74.0	12.97	Peak	40.00	100	Horizontal	Pass
1**	2483.530	49.47	-1.10	54.0	4.53	AV	40.00	100	Horizontal	Pass
2	2484.025	60.07	-1.07	74.0	13.93	Peak	44.00	150	Horizontal	Pass
2**	2484.025	49.18	-1.07	54.0	4.82	AV	44.00	150	Horizontal	Pass
3	2483.575	59.34	-1.09	74.0	14.66	Peak	20.00	150	Horizontal	Pass
3**	2483.575	49.57	-1.09	54.0	4.43	AV	20.00	150	Horizontal	Pass

802.11g CHANNEL 13

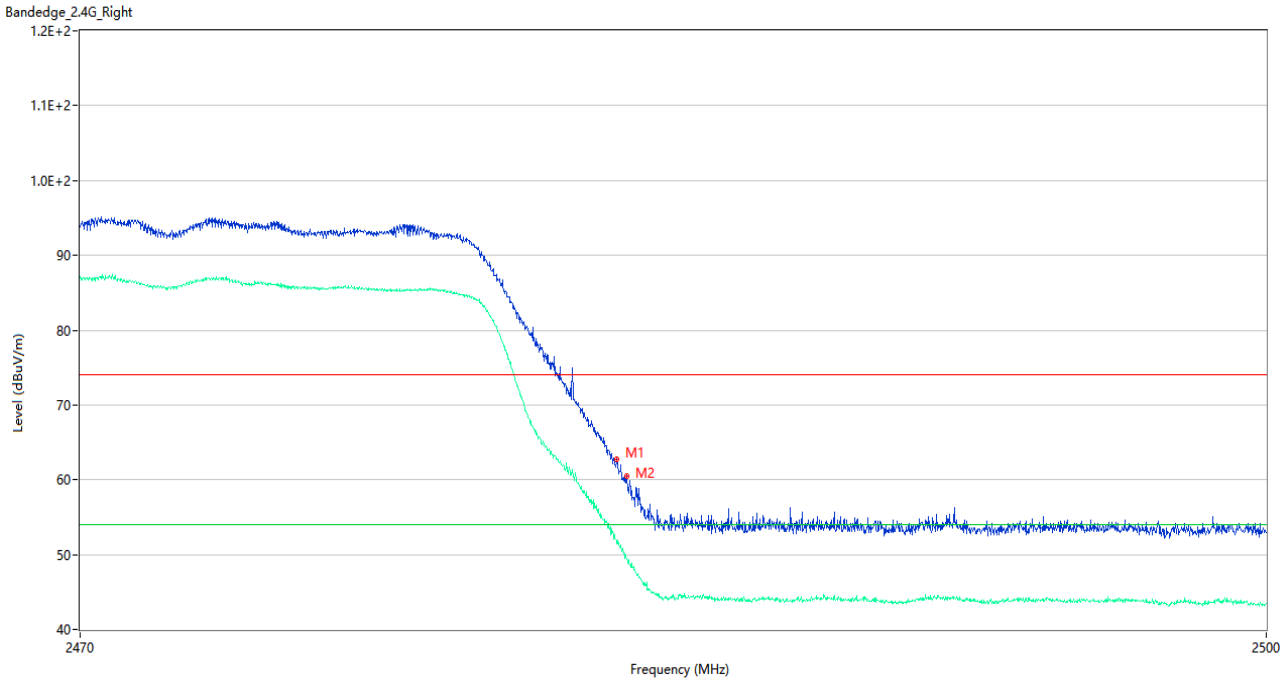

No.	Frequency (MHz)	Results (dBuV/m)	Factor (dB)	Limit (dBuV/m)	Margin (dB)	Detector	Table (Degree)	Height (cm)	Antenna	Verdict
1	2483.530	62.76	-1.10	74.0	11.24	Peak	37.00	150	Horizontal	Pass
1**	2483.530	50.94	-1.10	54.0	3.06	AV	37.00	150	Horizontal	Pass
2	2483.770	60.45	-1.05	74.0	13.55	Peak	50.00	100	Horizontal	Pass
2**	2483.770	49.31	-1.05	54.0	4.69	AV	50.00	100	Horizontal	Pass

802.11n20 CHANNEL 1

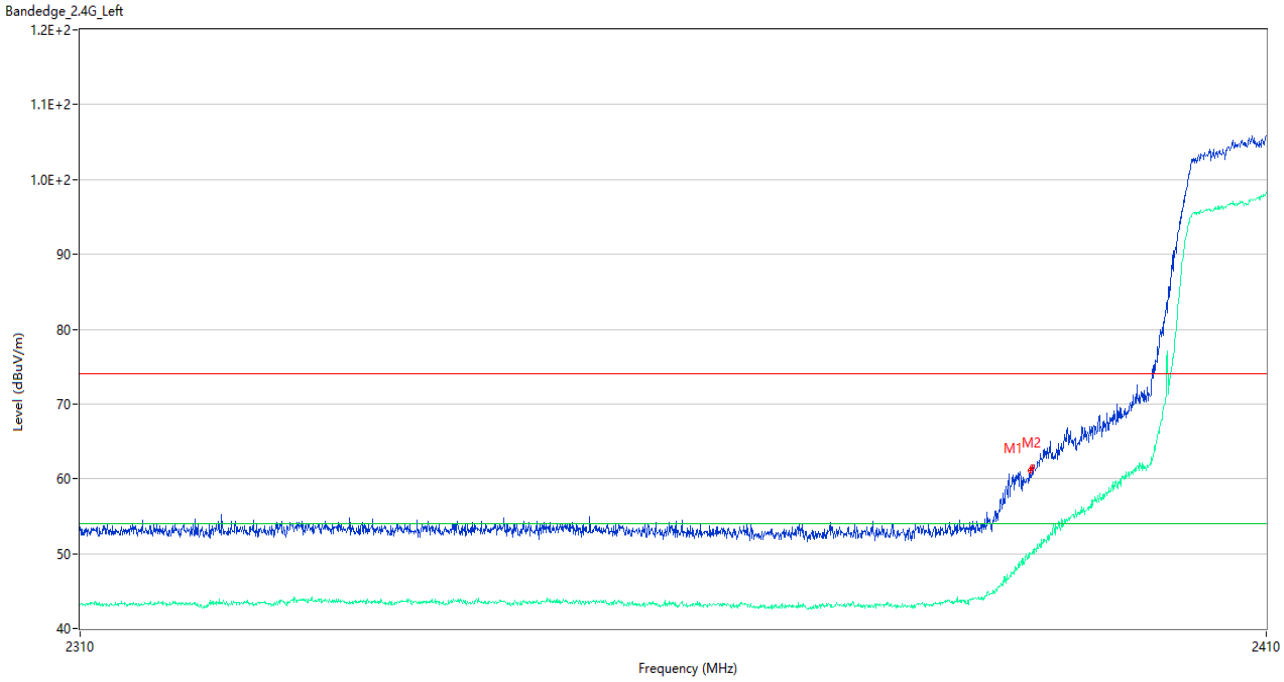

No.	Frequency (MHz)	Results (dBuV/m)	Factor (dB)	Limit (dBuV/m)	Margin (dB)	Detector	Table (Degree)	Height (cm)	Antenna	Verdict
1	2389.800	61.06	-1.78	74.0	12.94	Peak	313.00	100	Horizontal	Pass
1**	2389.800	50.03	-1.78	54.0	3.97	AV	313.00	100	Horizontal	Pass
2	2389.950	61.50	-1.82	74.0	12.50	Peak	313.00	200	Horizontal	Pass
2**	2389.950	50.11	-1.82	54.0	3.89	AV	313.00	200	Horizontal	Pass

802.11n20 CHANNEL 11

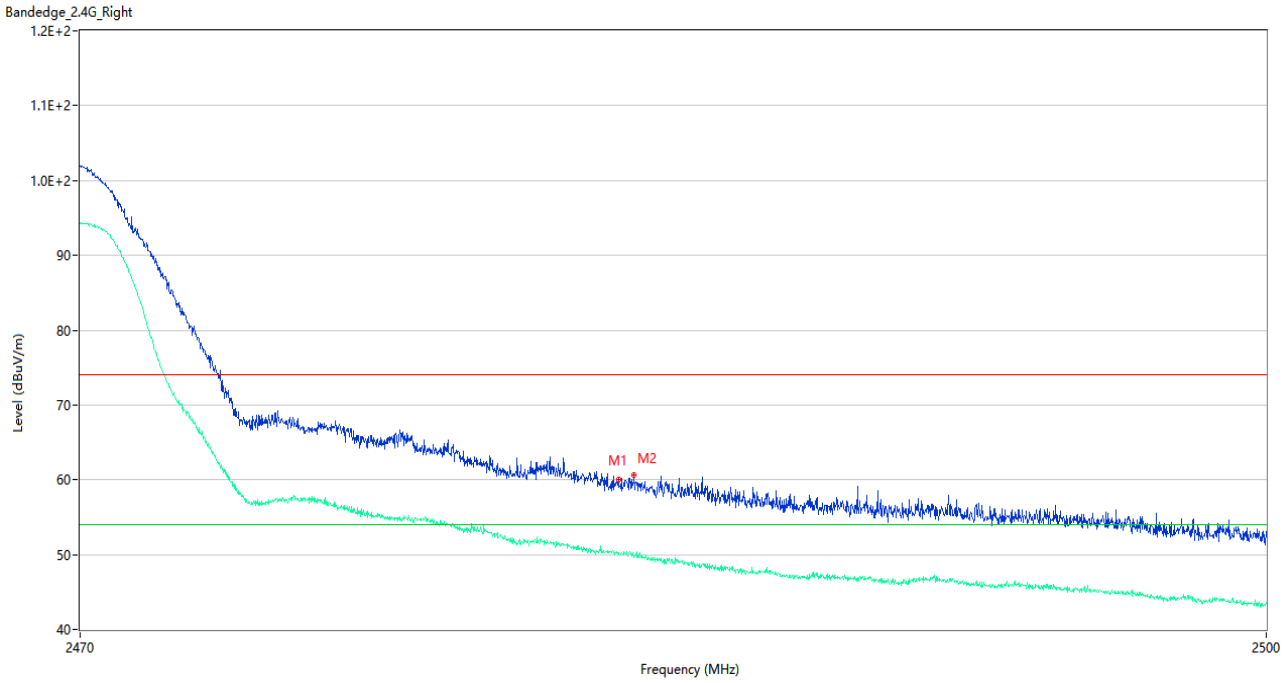

No.	Frequency (MHz)	Results (dBuV/m)	Factor (dB)	Limit (dBuV/m)	Margin (dB)	Detector	Table (Degree)	Height (cm)	Antenna	Verdict
1	2483.575	60.01	-1.09	74.0	13.99	Peak	360.00	200	Horizontal	Pass
1**	2483.575	50.29	-1.09	54.0	3.71	AV	360.00	200	Horizontal	Pass
2	2483.965	60.71	-1.05	74.0	13.29	Peak	360.00	150	Horizontal	Pass
2**	2483.965	49.79	-1.05	54.0	4.21	AV	360.00	150	Horizontal	Pass

802.11n20 CHANNEL 12

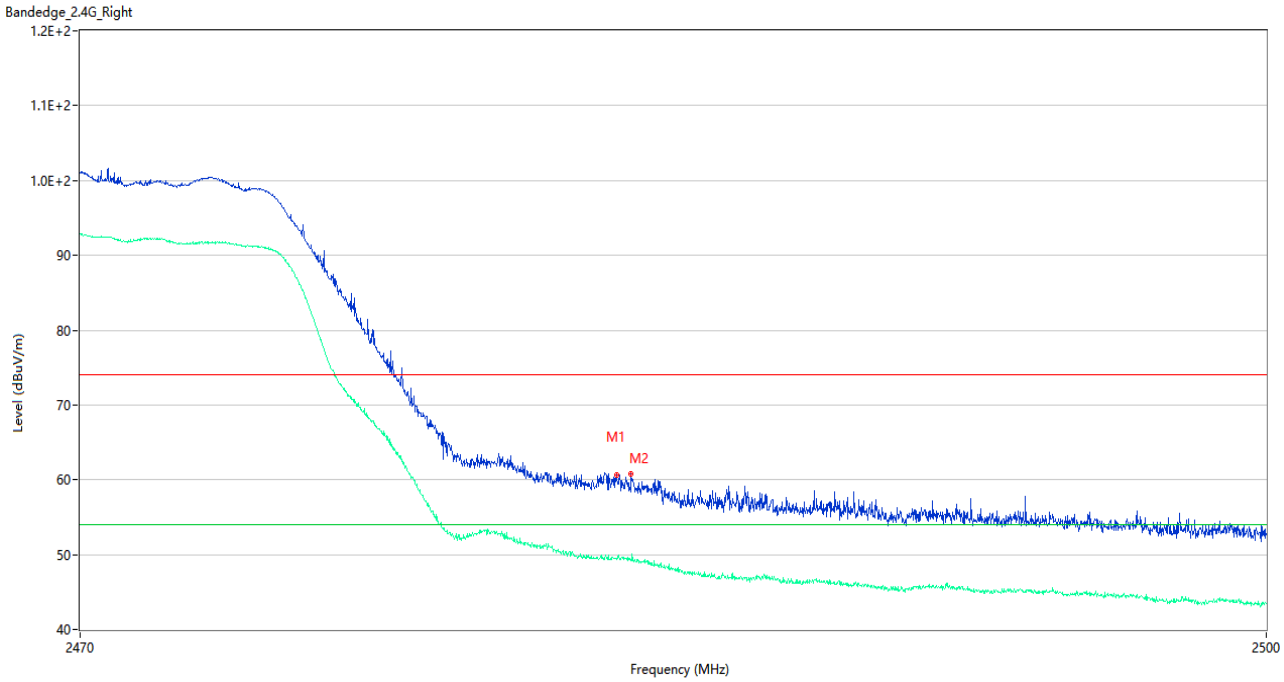

No.	Frequency (MHz)	Results (dBuV/m)	Factor (dB)	Limit (dBuV/m)	Margin (dB)	Detector	Table (Degree)	Height (cm)	Antenna	Verdict
1	2483.515	60.69	-1.10	74.0	13.31	Peak	40.00	200	Horizontal	Pass
1**	2483.515	49.31	-1.10	54.0	4.69	AV	40.00	200	Horizontal	Pass
2	2483.890	60.80	-1.03	74.0	13.20	Peak	44.00	200	Horizontal	Pass
2**	2483.890	49.36	-1.03	54.0	4.64	AV	44.00	200	Horizontal	Pass

802.11n20 CHANNEL 13

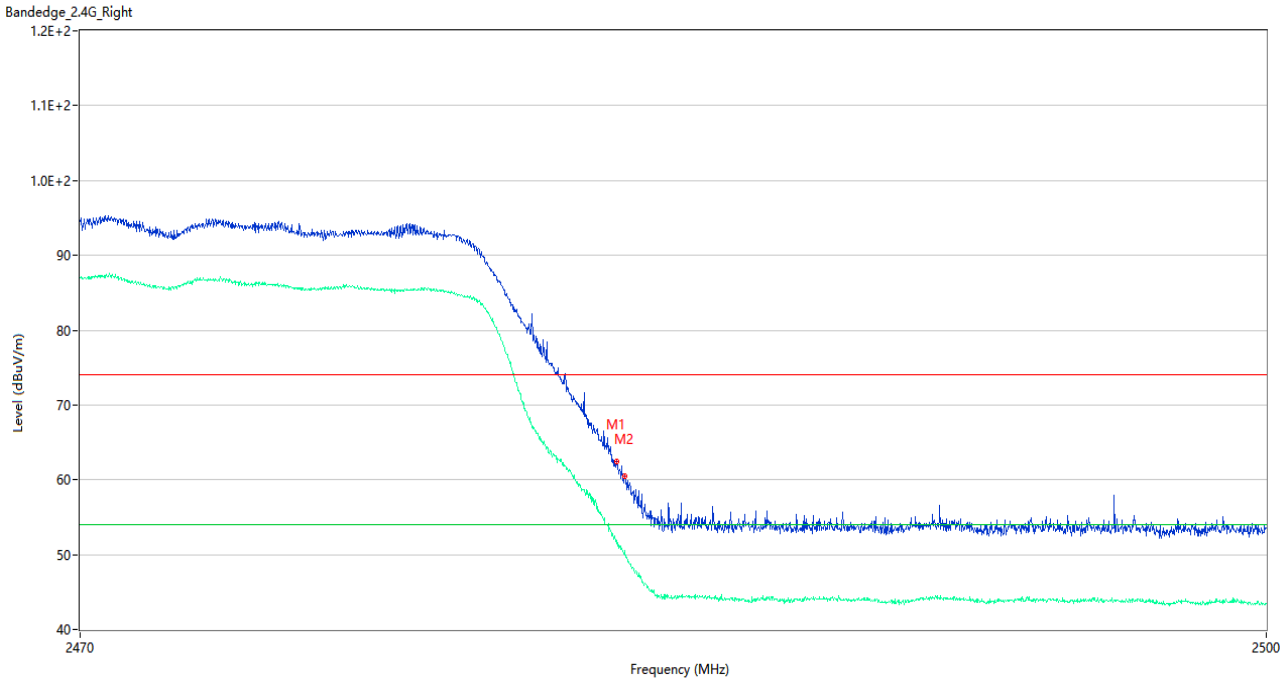

No.	Frequency (MHz)	Results (dBuV/m)	Factor (dB)	Limit (dBuV/m)	Margin (dB)	Detector	Table (Degree)	Height (cm)	Antenna	Verdict
1	2483.515	62.39	-1.10	74.0	11.61	Peak	31.00	150	Horizontal	Pass
1**	2483.515	50.99	-1.10	54.0	3.01	AV	31.00	150	Horizontal	Pass
2	2483.740	60.53	-1.06	74.0	13.47	Peak	325.00	150	Horizontal	Pass
2**	2483.740	50.53	-1.06	54.0	3.47	AV	325.00	150	Horizontal	Pass

802.11n40 CHANNEL 3

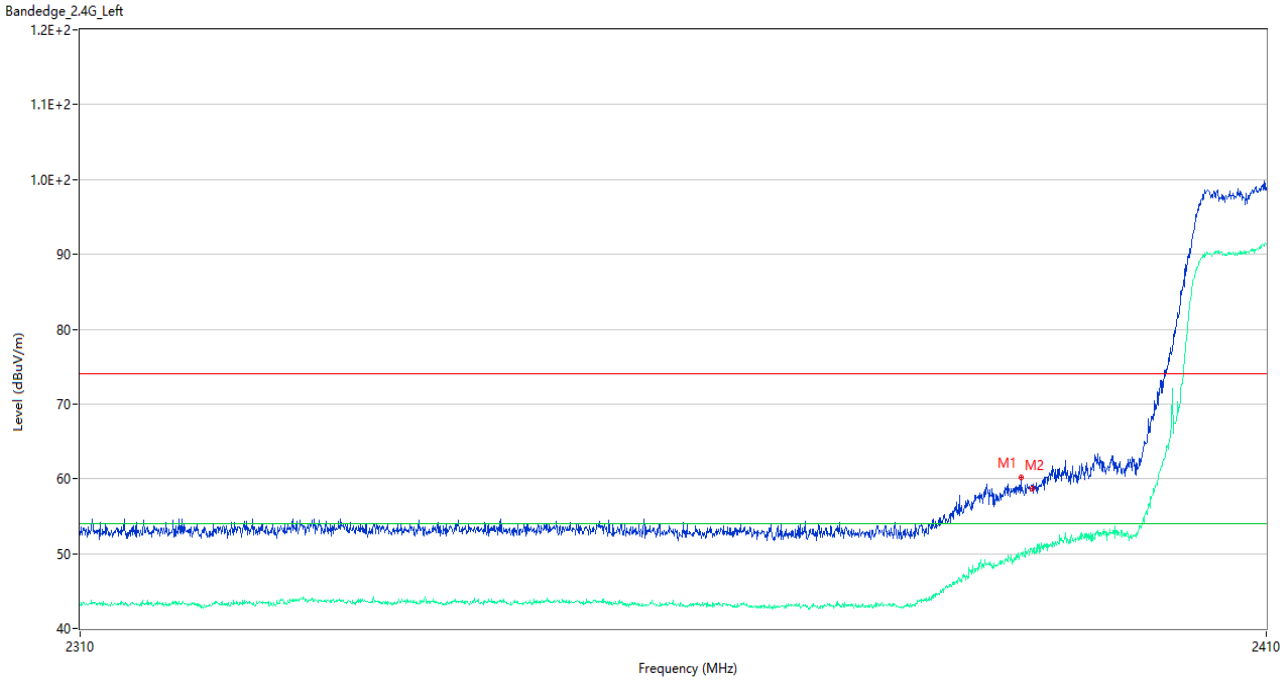

No.	Frequency (MHz)	Results (dBuV/m)	Factor (dB)	Limit (dBuV/m)	Margin (dB)	Detector	Table (Degree)	Height (cm)	Antenna	Verdict
1	2388.950	60.21	-1.87	74.0	13.79	Peak	314.00	100	Horizontal	Pass
1**	2388.950	50.12	-1.87	54.0	3.88	AV	314.00	100	Horizontal	Pass
2	2389.950	58.64	-1.82	74.0	15.36	Peak	319.00	100	Horizontal	Pass
2**	2389.950	50.17	-1.82	54.0	3.83	AV	319.00	100	Horizontal	Pass

802.11n40 CHANNEL 9

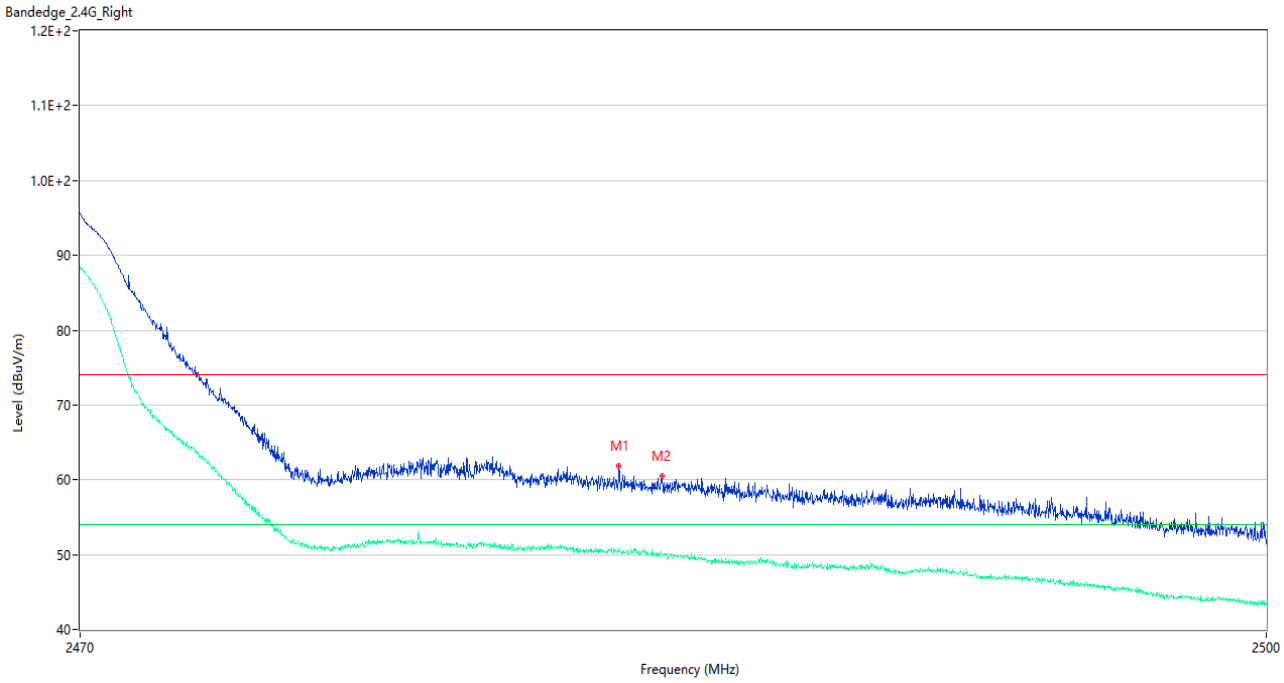

No.	Frequency (MHz)	Results (dBuV/m)	Factor (dB)	Limit (dBuV/m)	Margin (dB)	Detector	Table (Degree)	Height (cm)	Antenna	Verdict
1	2483.590	61.90	-1.09	74.0	12.10	Peak	360.00	150	Horizontal	Pass
1**	2483.590	50.35	-1.09	54.0	3.65	AV	360.00	150	Horizontal	Pass
2	2484.685	60.52	-1.25	74.0	13.48	Peak	360.00	200	Horizontal	Pass
2**	2484.685	50.01	-1.25	54.0	3.99	AV	360.00	200	Horizontal	Pass

802.11n40 CHANNEL 10

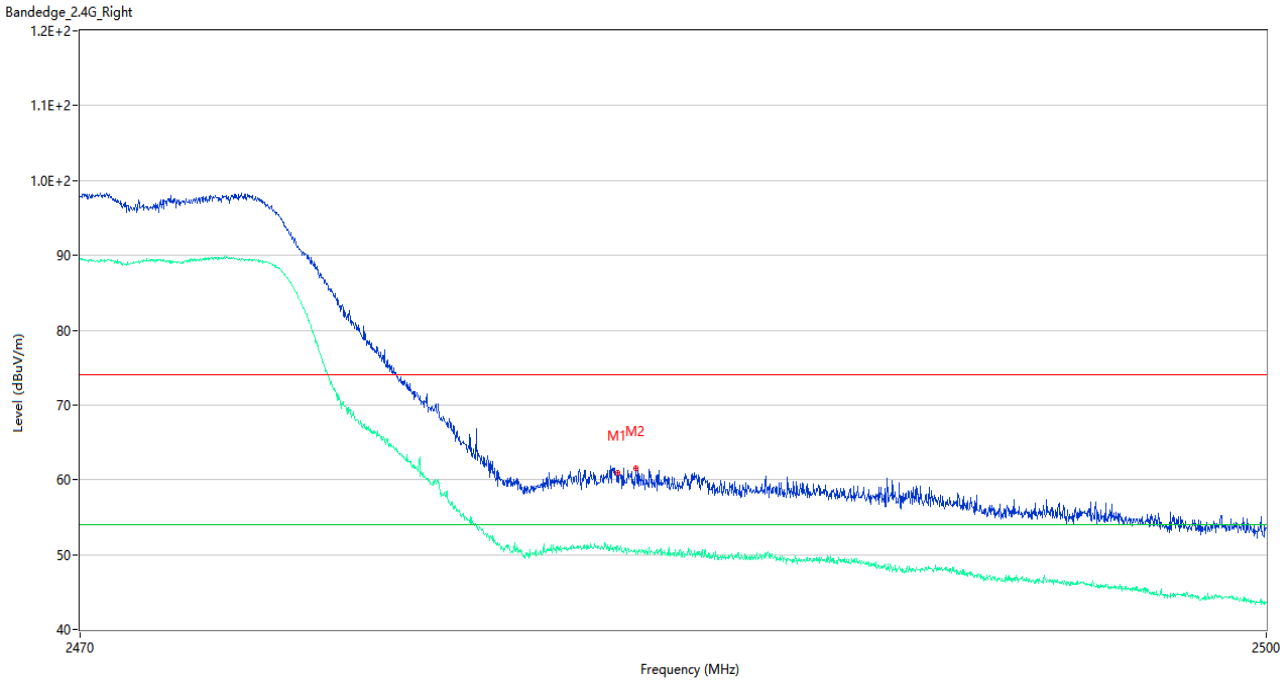

No.	Frequency (MHz)	Results (dBuV/m)	Factor (dB)	Limit (dBuV/m)	Margin (dB)	Detector	Table (Degree)	Height (cm)	Antenna	Verdict
1	2483.545	60.95	-1.09	74.0	13.05	Peak	144.00	200	Horizontal	Pass
1**	2483.545	50.95	-1.09	54.0	3.05	AV	144.00	200	Horizontal	Pass
2	2484.010	61.58	-1.06	74.0	12.42	Peak	227.00	150	Horizontal	Pass
2**	2484.010	50.13	-1.06	54.0	3.87	AV	227.00	150	Horizontal	Pass

802.11n40 CHANNEL 11

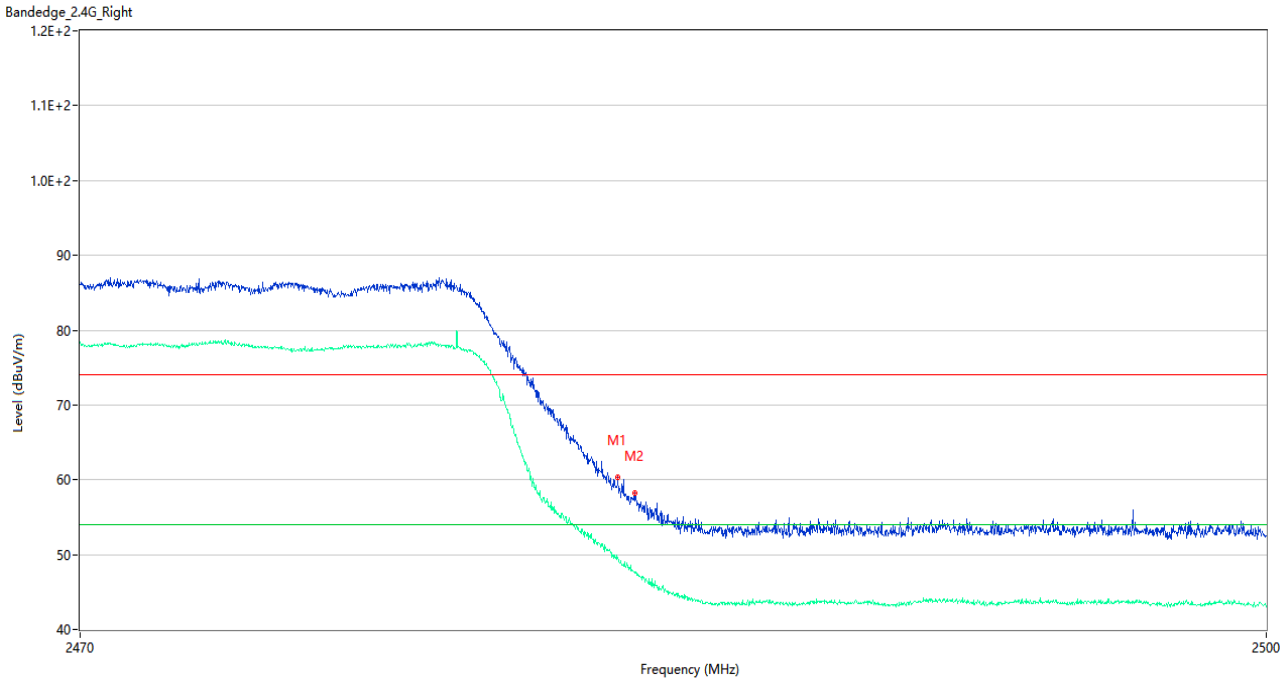

No.	Frequency (MHz)	Results (dBuV/m)	Factor (dB)	Limit (dBuV/m)	Margin (dB)	Detector	Table (Degree)	Height (cm)	Antenna	Verdict
1	2483.560	60.35	-1.09	74.0	13.65	Peak	266.00	100	Horizontal	Pass
1**	2483.560	50.01	-1.09	54.0	3.99	AV	266.00	100	Horizontal	Pass
2	2483.995	58.19	-1.06	74.0	15.81	Peak	254.00	200	Horizontal	Pass
2**	2483.995	47.58	-1.06	54.0	6.42	AV	254.00	200	Horizontal	Pass

A.8 Power Spectral Density (PSD)

Test Data

802.11b Mode:

Channel	Spectral power density (dBm/3kHz)	Limit (dBm/3kHz)
1	-6.00	8
6	-5.49	8
11	-5.80	8
12	-5.80	8
13	-10.31	8

802.11g Mode:

Channel	Spectral power density (dBm/3kHz)	Limit (dBm/3kHz)
1	-9.77	8
6	-9.45	8
11	-9.96	8
12	-11.42	8
13	-18.41	8

802.11n-20 MHz Mode:

Channel	Spectral power density (dBm/3kHz)	Limit (dBm/3kHz)
1	-10.68	8
6	-8.58	8
11	-10.44	8
12	-11.10	8
13	-17.73	8

802.11n-40 MHz Mode:

Channel	Spectral power density (dBm/3kHz)	Limit (dBm/3kHz)
3	-14.42	8
6	-16.19	8
9	-16.72	8
10	-16.24	8
11	-26.26	8

Test Plots

802.11b CHANNEL 1

802.11b CHANNEL 6

802.11b CHANNEL 11

802.11b CHANNEL 12

802.11b CHANNEL 13

802.11g CHANNEL 1

802.11g CHANNEL 6

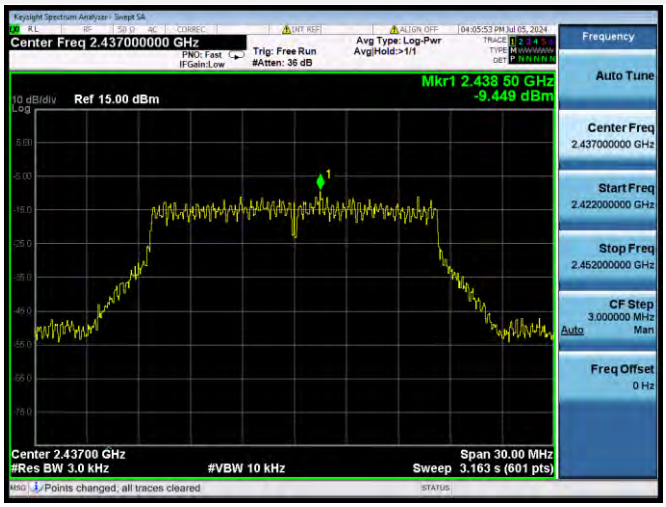

802.11g CHANNEL 11

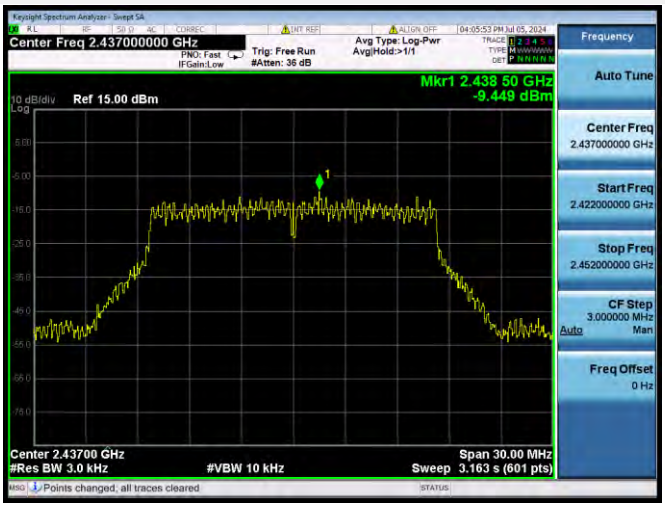

802.11g CHANNEL 12

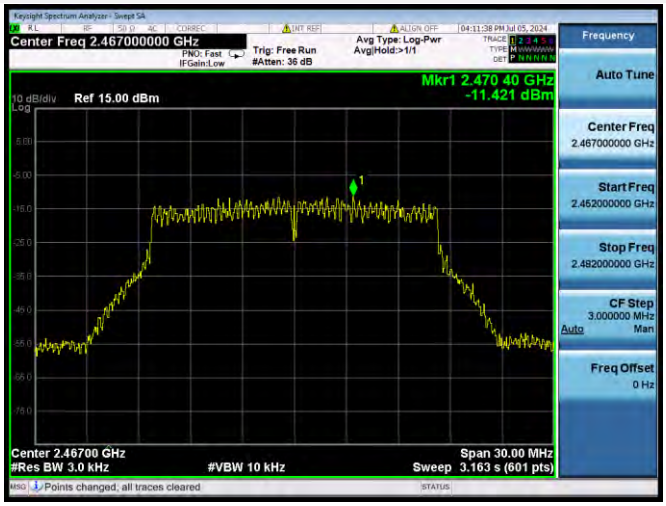

802.11g CHANNEL 13

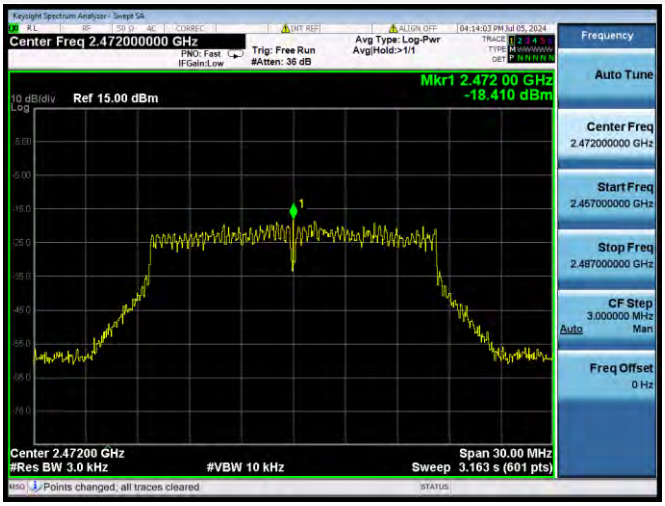

802.11n-20 MHz CHANNEL 1

802.11n-20 MHz CHANNEL 6

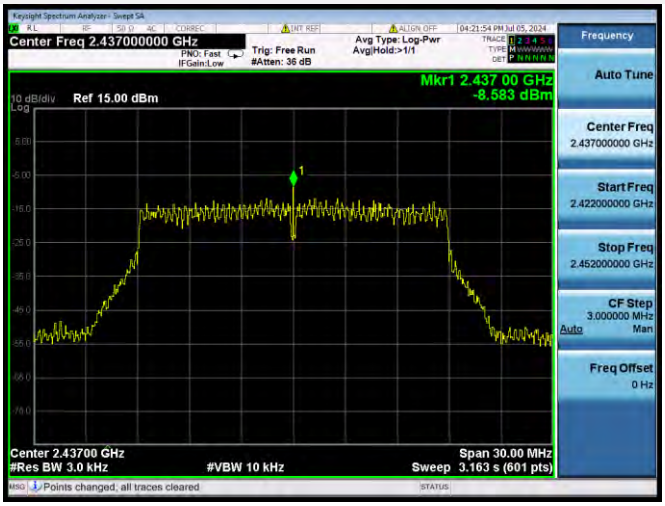

802.11n-20 MHz CHANNEL 11

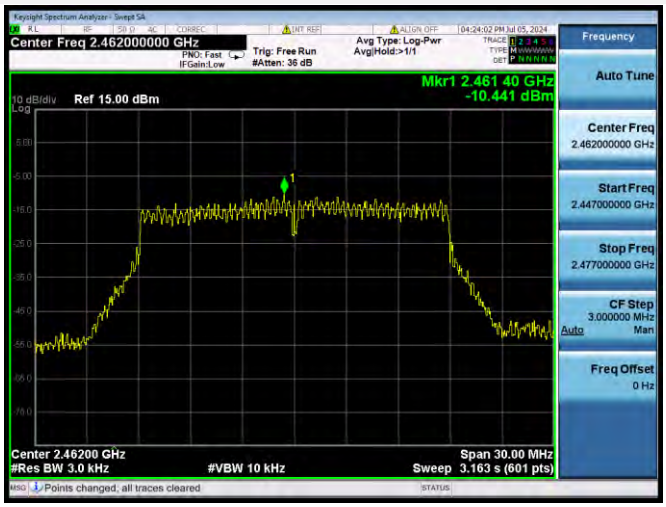

802.11n-20 MHz CHANNEL 12

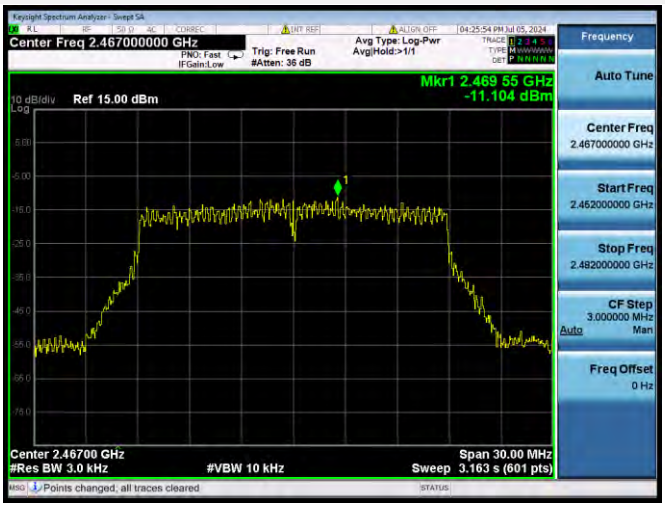

802.11n-20 MHz CHANNEL 13

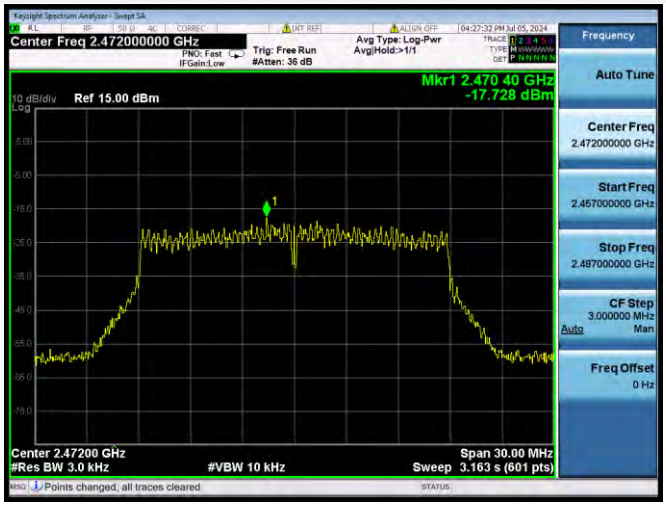

802.11n-40 MHz CHANNEL 3

802.11n-40 MHz CHANNEL 6

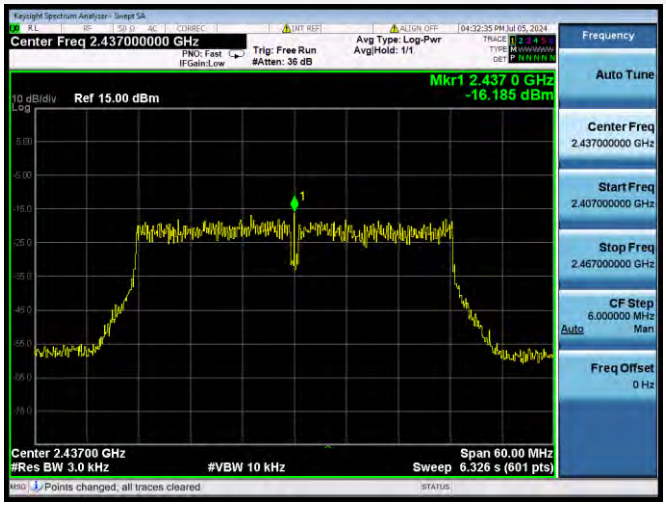

802.11n-40 MHz CHANNEL 9

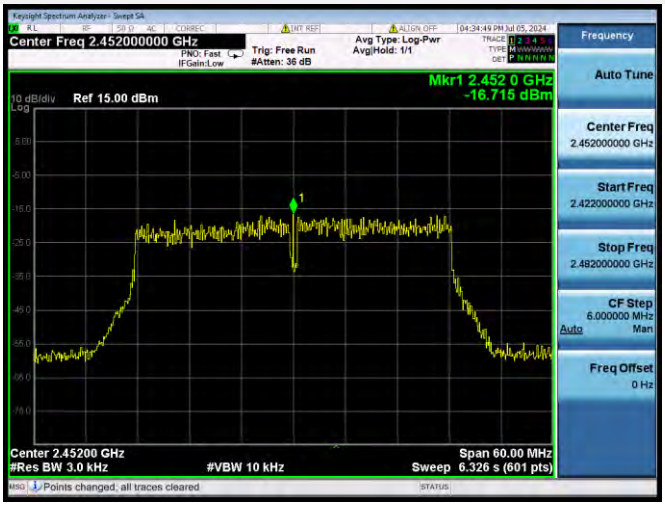

802.11n-40 MHz CHANNEL 10

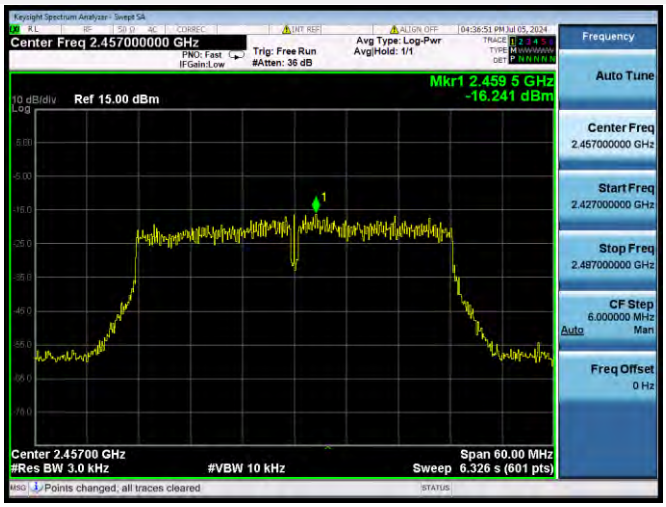

802.11n-40 MHz CHANNEL 11

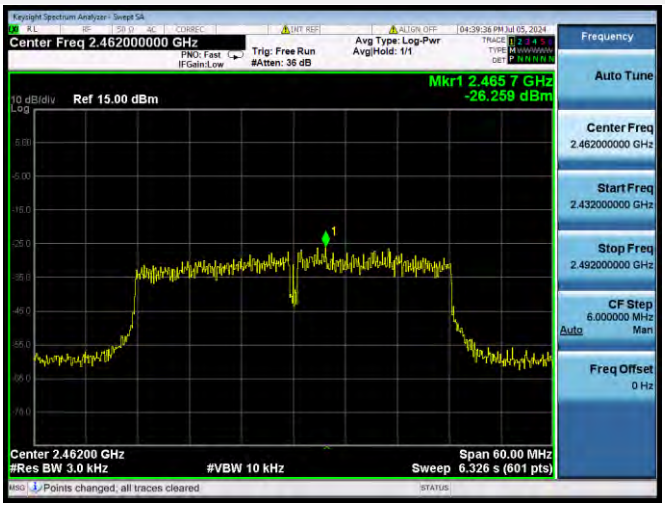

ANNEX B TEST SETUP PHOTOS

Please refer the document “BL-SZ2460995-AR.PDF”.

ANNEX C EUT EXTERNAL PHOTOS

Please refer the document “BL-SZ2460995-AW.PDF”.

ANNEX D EUT INTERNAL PHOTOS

Please refer the document “BL-SZ2460995-AI.PDF”.

Statement

1. The laboratory guarantees the scientificity, accuracy and impartiality of the test, and is responsible for all the information in the report, except the information provided by the customer. The customer is responsible for the impact of the information provided on the validity of the results.
2. The report without China inspection body and laboratory Mandatory Approval (CMA) mark has no effect of proving to the society.
3. For the report with CNAS mark or A2LA mark, the items marked with "☆" are not within the accredited scope.
4. This report is invalid if it is altered, without the signature of the testing and approval personnel, or without the “inspection and testing dedicated stamp” or test report stamp.
5. The test data and results are only valid for the tested samples provided by the customer.
6. This report shall not be partially reproduced without the written permission of the laboratory.
7. Any objection shall be raised to the laboratory within 30 days after receiving the report.

--END OF REPORT--