3DH1_Ant1_Hop

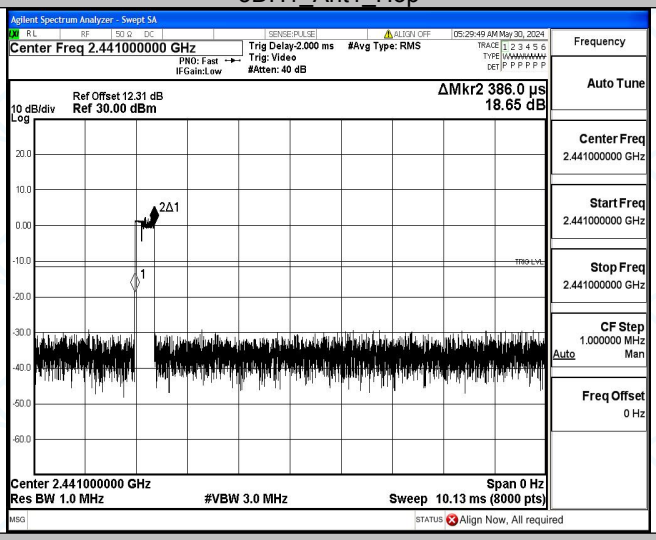

3DH3_Ant1_Hop

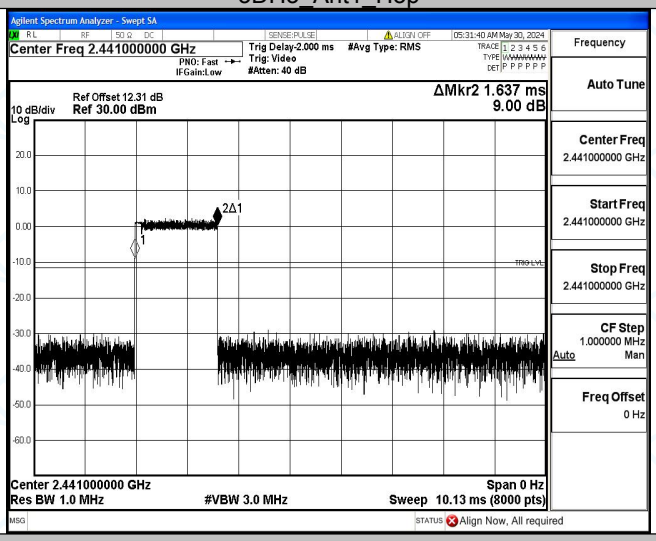

3DH5_Ant1_Hop

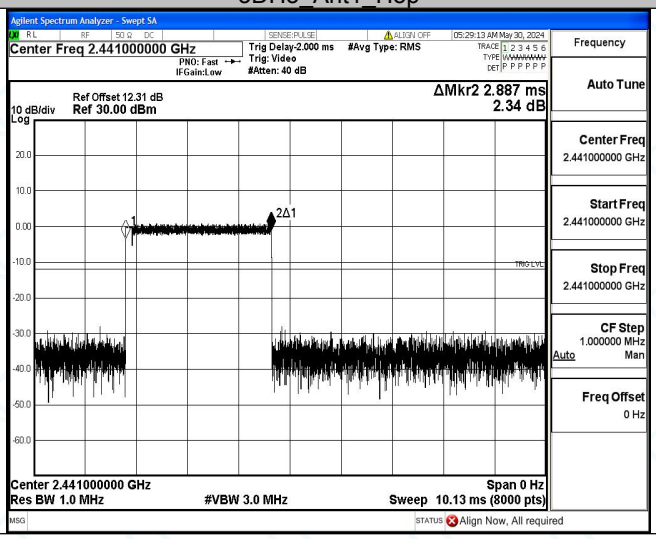

Appendix F: Number of hopping channels

Test Result

TestMode	Antenna	Freq(MHz)	Result[Num]	Limit[Num]	Verdict
DH5	Ant1	Hop	79	≥15	PASS
2DH5	Ant1	Hop	79	≥15	PASS
3DH5	Ant1	Hop	79	≥15	PASS

Test Graphs

DH5_Ant1_Hop

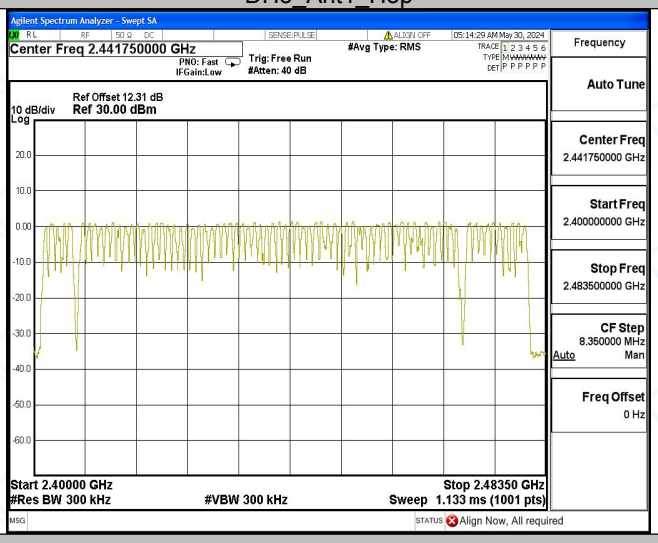

2DH5_Ant1_Hop

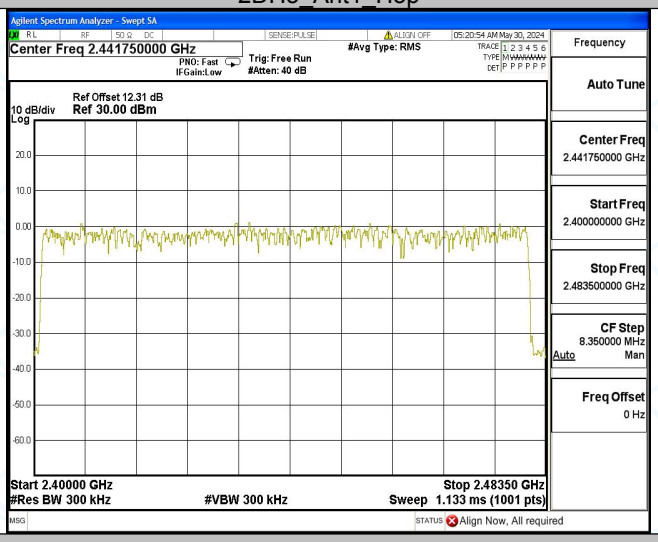

3DH5_Ant1_Hop

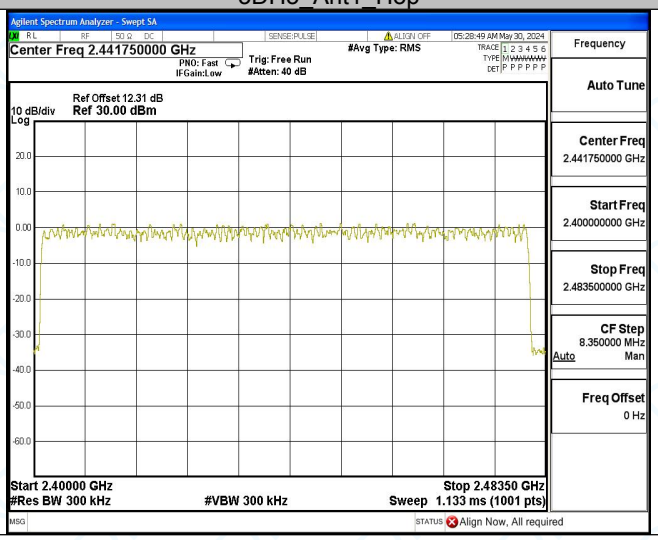

Appendix F: Band edge measurements

Test Result

Test Mode	Antenna	Ch Name	Freq(MHz)	Ref Level [dBm]	Result [dBm]	Limit [dBm]	Verdict
DH5	Ant1	Low	2402	-2.21	-50.16	≤-22.21	PASS
		High	2480	-1.48	-28.03	≤-21.48	PASS
		Low	Hop_2402	-3.20	-52.16	≤-23.2	PASS
		High	Hop_2480	-1.40	-36.77	≤-21.4	PASS
2DH5	Ant1	Low	2402	-2.51	-50.43	≤-22.51	PASS
		High	2480	-1.70	-25.11	≤-21.7	PASS
		Low	Hop_2402	-7.54	-51.8	≤-27.54	PASS
		High	Hop_2480	-2.03	-36.1	≤-22.03	PASS
3DH5	Ant1	Low	2402	-1.63	-50.98	≤-21.63	PASS
		High	2480	-1.29	-38.89	≤-21.29	PASS
		Low	Hop_2402	-4.33	-52.08	≤-24.33	PASS
		High	Hop_2480	-2.47	-34	≤-22.47	PASS

.

Test Graphs

DH5_Ant1_Low_2402

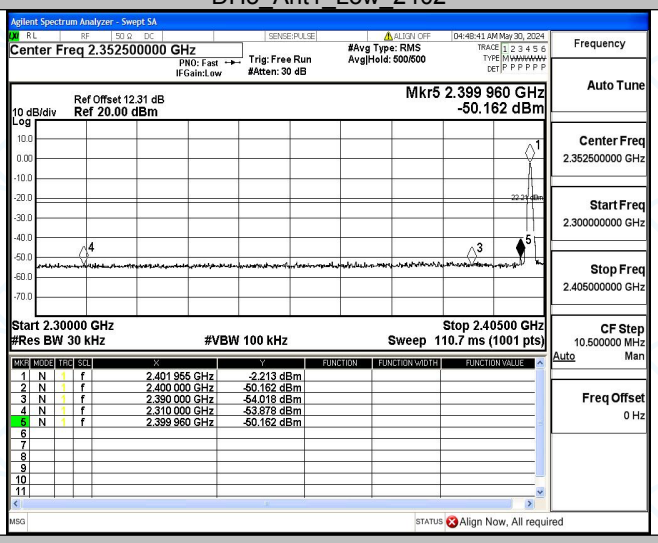

DH5_Ant1_High_2480

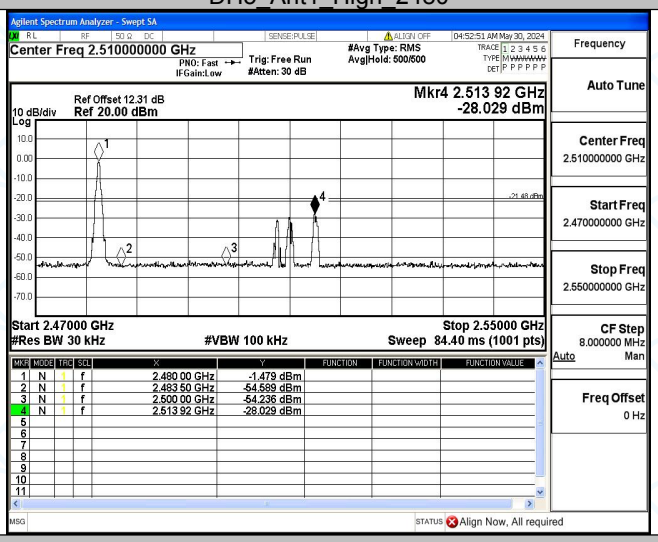

DH5_Ant1_Low_Hop_2402

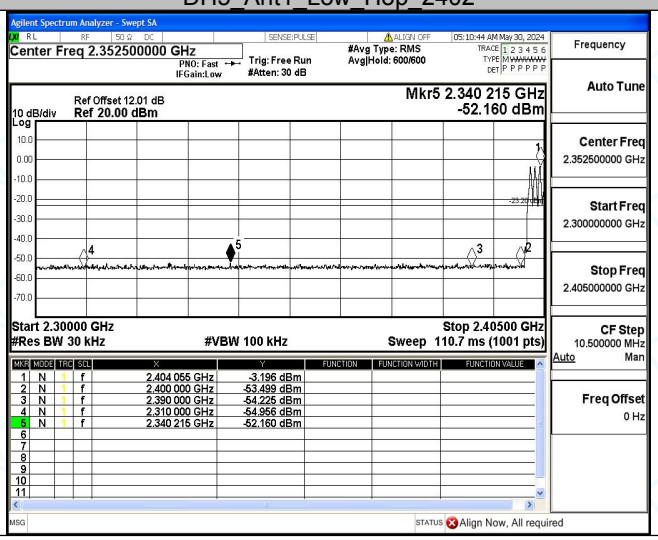

DH5_Ant1_High_Hop_2480

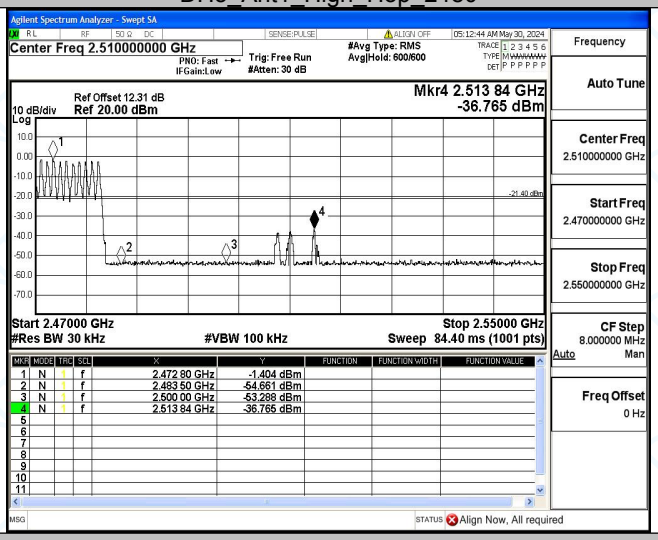

2DH5_Ant1_Low_2402

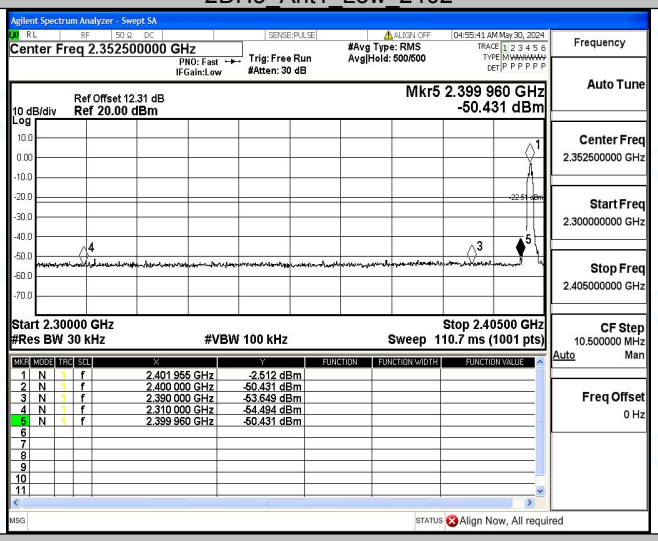

2DH5_Ant1_High_2480

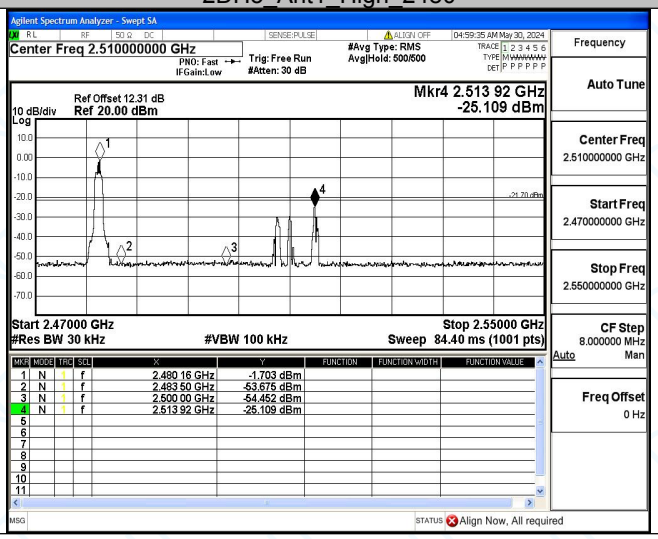

2DH5_Ant1_Low_Hop_2402

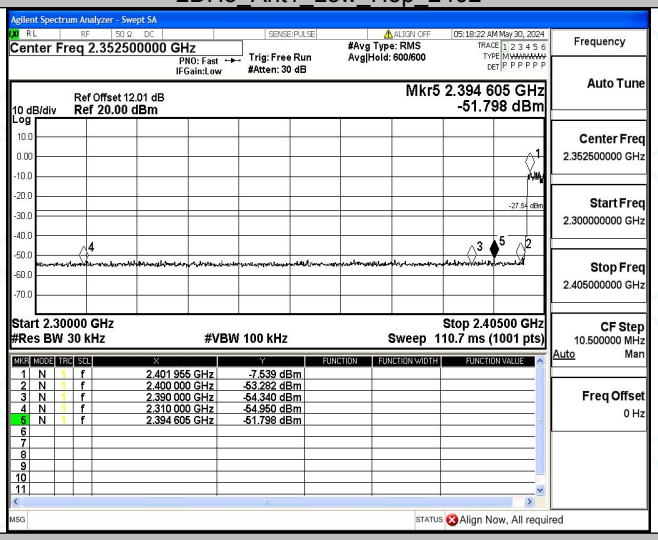

2DH5_Ant1_High_Hop_2480

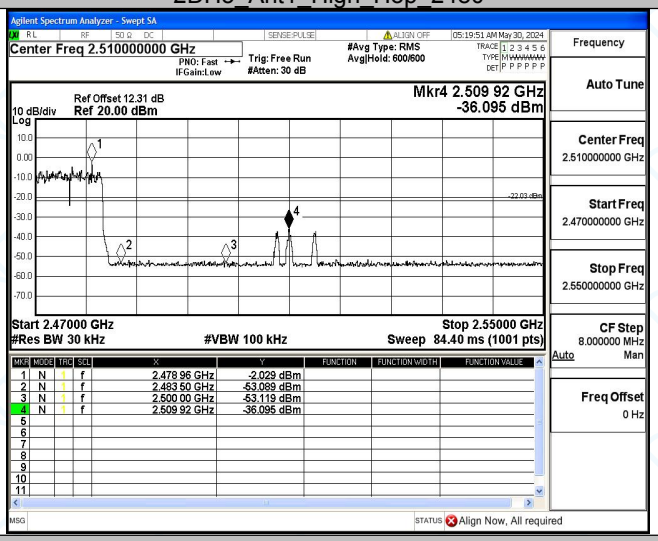

3DH5_Ant1_Low_2402

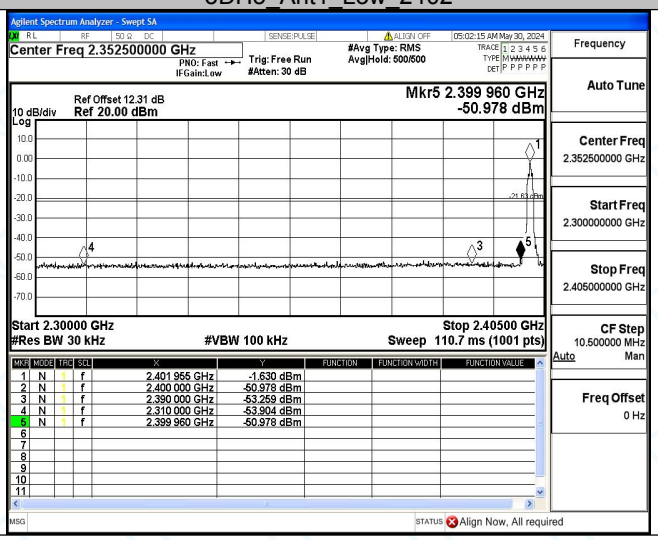

3DH5_Ant1_High_2480

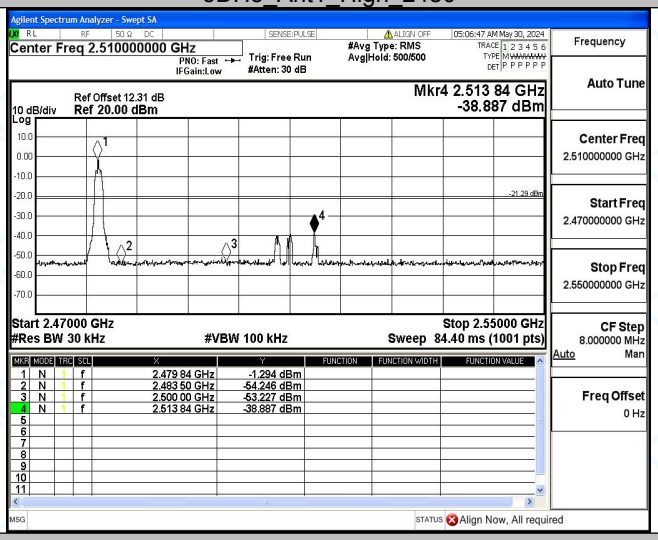

3DH5_Ant1_Low_Hop_2402

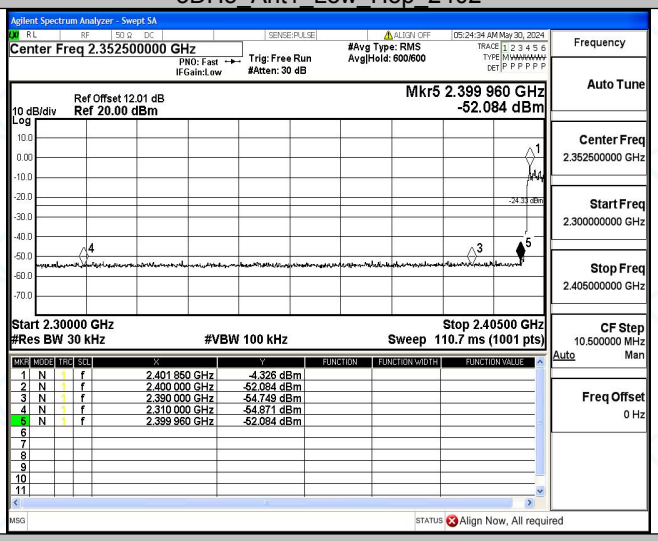

3DH5_Ant1_High_Hop_2480

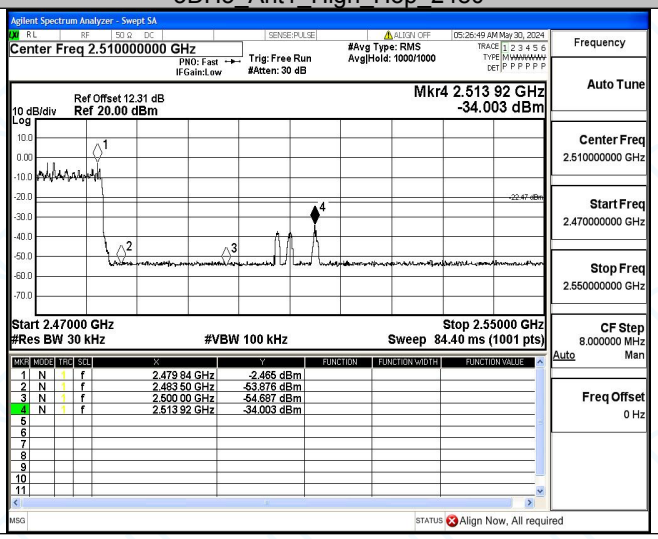

Appendix F: Conducted Spurious Emission

Test Result

Test Mode	Antenna	Freq(MHz)	Freq Range [MHz]	Ref Level [dBm]	Result [dBm]	Limit [dBm]	Verdict
DH5	Ant1	2402	Reference	0.13	0.13	---	PASS
			30~1000	0.13	-59.52	≤-19.87	PASS
			1000~26500	0.13	-48.75	≤-19.87	PASS
		2441	Reference	0.70	0.70	---	PASS
			30~1000	0.70	-59.17	≤-19.3	PASS
			1000~26500	0.70	-44.48	≤-19.3	PASS
		2480	Reference	0.35	0.35	---	PASS
			30~1000	0.35	-59.67	≤-19.65	PASS
			1000~26500	0.35	-48.58	≤-19.65	PASS
2DH5	Ant1	2402	Reference	0.17	0.17	---	PASS
			30~1000	0.17	-59.27	≤-19.83	PASS
			1000~26500	0.17	-47.87	≤-19.83	PASS
		2441	Reference	-0.60	-0.60	---	PASS
			30~1000	-0.60	-59.2	≤-20.6	PASS
			1000~26500	-0.60	-49.08	≤-20.6	PASS
		2480	Reference	-0.44	-0.44	---	PASS
			30~1000	-0.44	-59.39	≤-20.44	PASS
			1000~26500	-0.44	-49.15	≤-20.44	PASS
3DH5	Ant1	2402	Reference	-0.84	-0.84	---	PASS
			30~1000	-0.84	-58.4	≤-20.84	PASS
			1000~26500	-0.84	-42.64	≤-20.84	PASS
		2441	Reference	0.97	0.97	---	PASS
			30~1000	0.97	-59.61	≤-19.03	PASS
			1000~26500	0.97	-49.19	≤-19.03	PASS
		2480	Reference	-0.24	-0.24	---	PASS
			30~1000	-0.24	-59.21	≤-20.24	PASS
			1000~26500	-0.24	-49.46	≤-20.24	PASS

Test Graphs

DH5_Ant1_2402_0~Reference

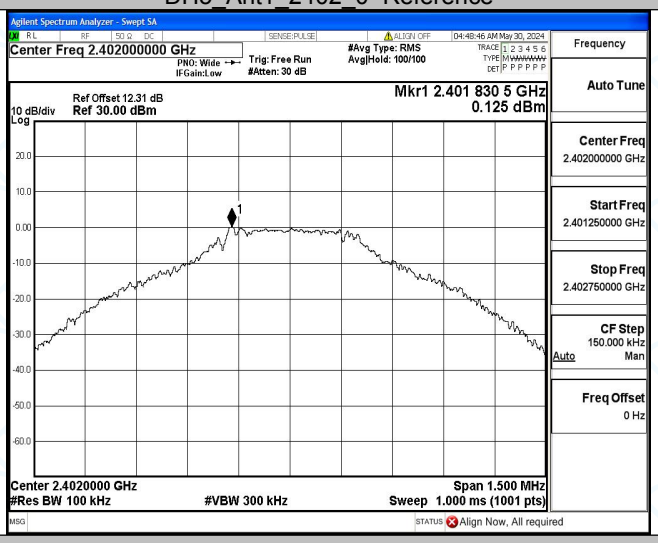

DH5_Ant1_2402_30~1000

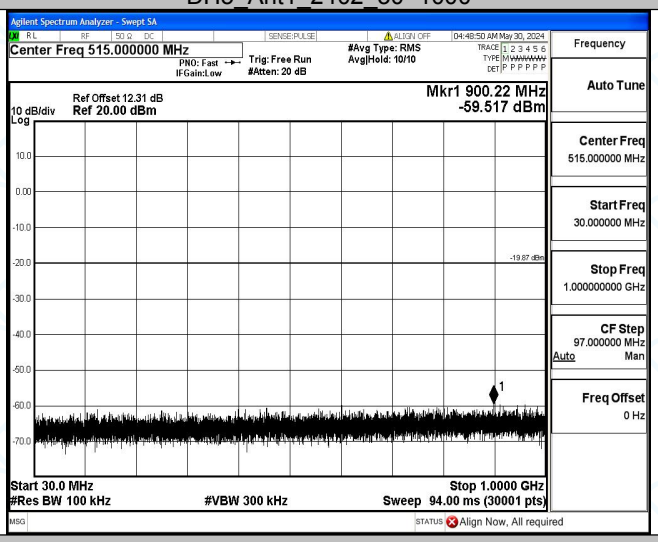

DH5_Ant1_2402_1000~26500

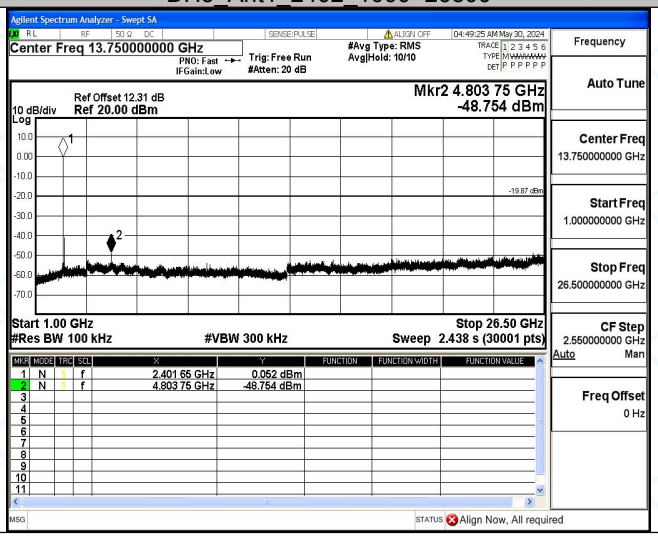

DH5_Ant1_2441_0~Reference

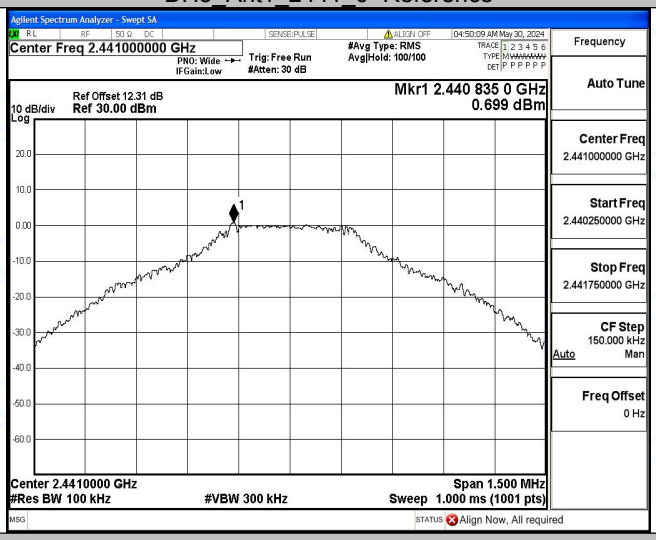

DH5_Ant1_2441_30~1000

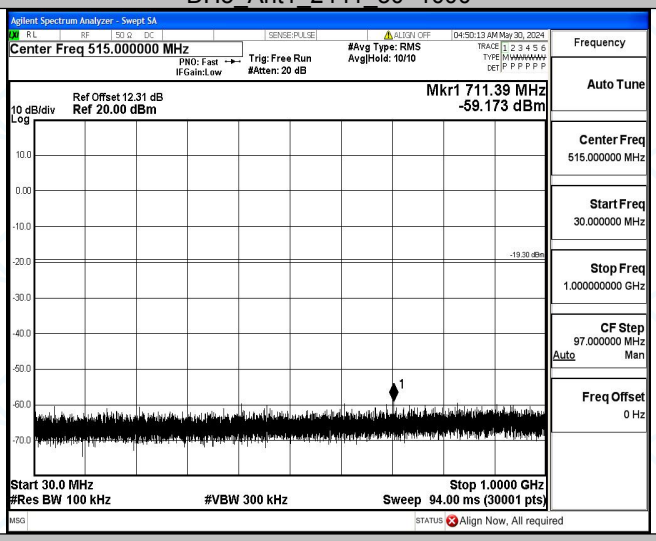

DH5_Ant1_2441_1000~26500

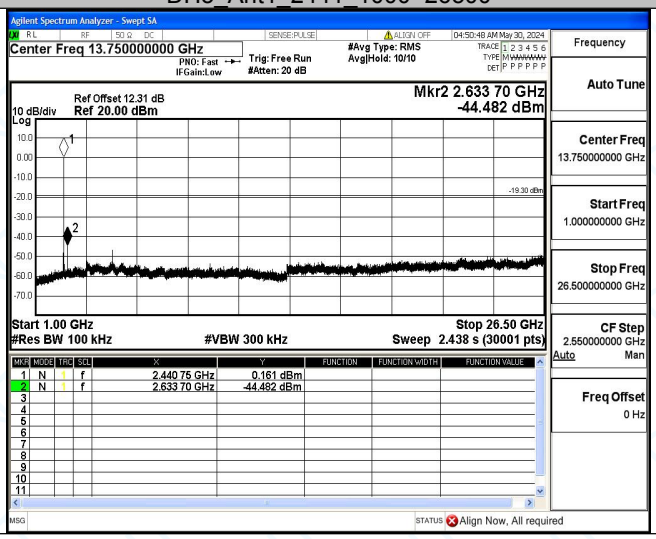

DH5_Ant1_2480_0~Reference

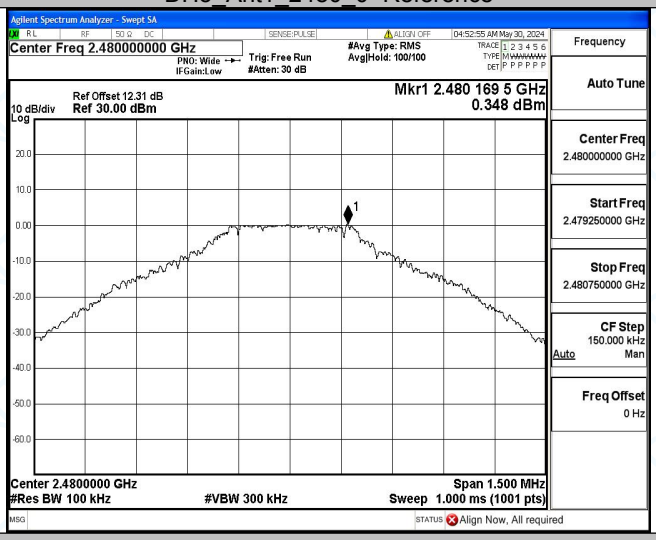

DH5_Ant1_2480_30~1000

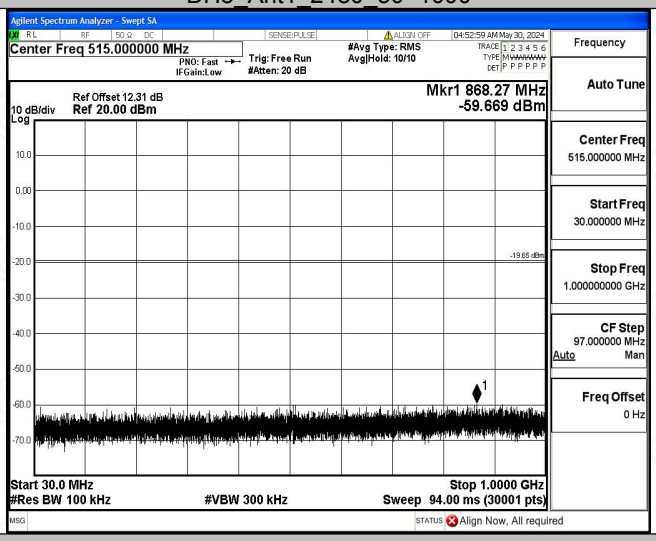
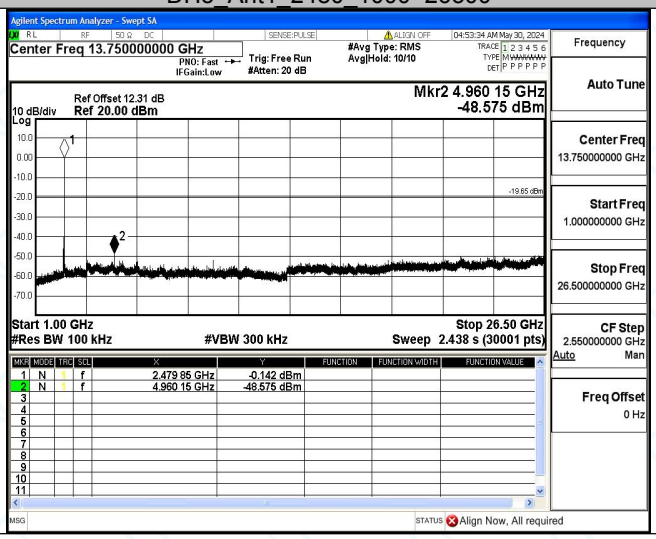
DH5_Ant1_2480_1000~26500