COOLON

WOMBAT

30W/50W/75W/100W/120W/150W/180W/200W/240W LED Luminaire

BRILLIANT • CONNECTED

Smart LED high bay / area light designed specifically for hazardous locations.

The WOMBAT is a smart connected and versatile area / high bay light designed for use in hazardous locations. Equipped with our Brilliant Connected Light (BCL) wireless controller, the WOMBAT extends visibility beyond what can normally be seen to improve both site safety and productivity. WOMBAT autonomously meshes with other BCL enabled lights to form a wireless network allowing unparalleled control and improvement in situational awareness through the deployment of third-party IIoT devices and services.

Mesh Backbone

Visual Warning Indicator

Occupancy Sensor

Designed for use in:

- Foundries
- Manufacturing Facilities
- Mining
- Oil Refineries
- Petrochemical Facilities
- Power Generation Facilities
- Pulp and Paper Mills
- Treatment Facilities
- Waste and Sewer

DESIGNED IN AUSTRALIA

DIMENSIONS

Large Body

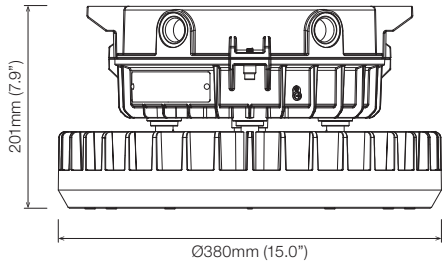

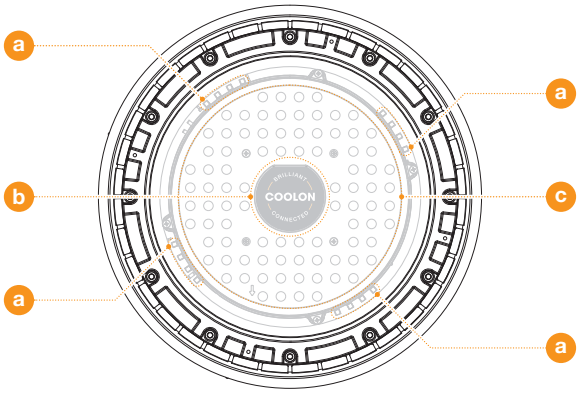

a Configurable* RGBW Indicator

b Occupancy Sensor

c Main LEDs

*RGBW Indicator configurable via BitCortex

FLEXIBLE INSTALLATION POSSIBILITY

Wombat can be used in a variety of occasions and easily replace traditional fixtures with different brackets.

Well-organized terminal block, the ceiling mounting, bracket mounting and wall mounting are equipped with four conduit holes, which can realize lamps interconnection, greatly facilitating on-site installation and wiring.

Ceiling Mount

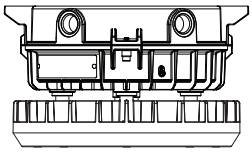

Pendant Mount

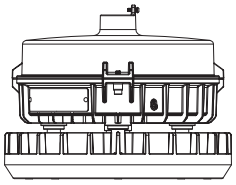

Wall Mount

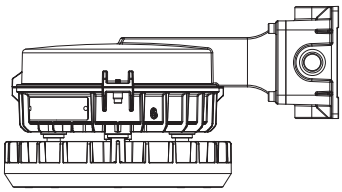

25° Stanchion Mount

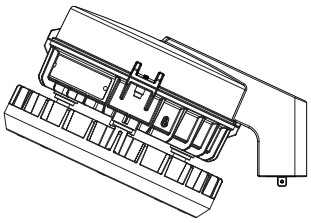

90° Stanchion Mount

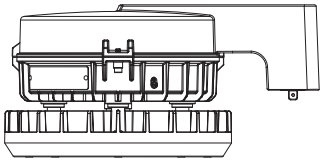

Trunnion Mount

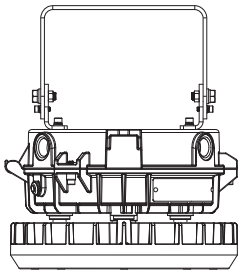

TECHNICAL SPECIFICATIONS

Product	Wombat LED Luminaire								
Power	**30W**	**50W**	**75W**	**100W**	**120W**	**150W**	**180W**	**200W**	**240W**
Luminous Flux		8,000 lm			16,800 lm	23,000 lm			35,000 lm
Recommend Installation Mounting Height (Typ)		Up to 4m (13.1ft)			Up to 7m (23.0ft)	Up to 8m (26.3ft)			Up to 12m (39.4ft)

Optical Characteristics [1]	
CCT	CWT / NWT / WWT / AMB
Beam Angle	Type I, Type III, Type IV, Medium, Narrow, SY1, Extra Wide
CRI	70

Electrical Characteristics [1]	
Power Consumption	50W / 120W / 150W / 240W
Input Voltage	100 – 277VAC or 277 – 480VAC
Frequency Range	50/60Hz
Power Factor	>0.90 typical
Surge Protection	10kV line-line, 10kV line-earth

TECHNICAL SPECIFICATIONS (CONTINUED)

Lighting Control [2]	
Dimming	15 – 100%
Motion Detection Behaviour	Dimming level, reporting
Visual Indicator	Color, Frequency
Control Modes	Grouping, Scheduling

Wireless Communication	
Protocol	Wirepas
Operating Band	2.4 GHz, 40 Channels
Range [3]	Up to 50m (164ft) line of sight
Data Encryption	AES-128

Occupancy Sensor	
Sensor	Microwave Radar Motion Sensor
Detection range	Up to 6m (19.5ft)

Environmental	
IP Rating	IP66, NEMA Type 4X
Impact Rating	IK08
Expected Lifespan	150,000 Hours to 70% Brightness
Material Composition (Body)	Aluminum Alloy (less than 0.4% copper content)
Material Composition (Lens / Diffuser)	Polycarbonate Optical Lens / Tempered Glass

Weight/Packaging	
Weight with Ceiling Mount	11.4kg (25.1lbs)
Weight with Pendant Mount	11.1kg (24.5lbs)
Weight with Trunnion Mount	13.0kg (28.7lbs)
Weight with 25° Stanchion Mount	12.5kg (27.6lbs)
Weight with 90° Stanchion Mount	12.8kg (28.2lbs)
Weight with Wall Bracket	13.4kg (29.5lbs)
Packaging Dimensions (Ceiling / Pendant / Trunnion)	470 x 470 x 350mm (18.5” x 18.5” x 13.8”)
Packaging Dimensions (25°Stanchion/90° Stanchion/ Wall Bracket)	570 x 460 x 320mm (22.4” x 18.1” x 12.6”)

Certifications	
IECEx	Ex nR IIC T6/T5 Gc
	Ex tb IIIC T80°C/T95°C Db IP66
ATEX	II 3G Ex nR IIC T6/T5 Gc
	II 2D Ex tb IIIC T80°C/T95°C Db IP66
NEC & CEC	Class I Division 2 Groups A, B, C, D
	Class II Division 1, Groups E, F, G
	Class II Division 2, Groups F, G
	Class III
	Marine and Wet Locations
EMC	FCC Title 47 CFR Part 15 Subpart B, Class A
	ICES-005

Warranty	
Warranty	5 years warranty as standard

Compliance (Safety Standards)

IEC / EN Standards	CSA (305069)	UL
IEC60079-0: 2017, 7th Edition	CSA C22.2 No. 137-18	UL 1598
IEC60079-15: 2017, 5th Edition	CSA C22.2 No. 250.0:21	UL 1598A
IEC60079-31: 2022, 3rd Edition	CSA C22.2 No. 250.13-20	UL 50
	CSA C22.2 No. 94.1:15	UL 50E
	CSA C22.2 No. 94.2:20	UL 844
		UL 8750

Warnings

FCC Warning

Any changes or modifications not expressly approved by the party responsible for compliance may void the user’s authority to operate this device.

This device complies with Part 15 of the FCC Rules. Operation is subject to the following two conditions:
(1) This device may not cause harmful interference, and
(2) This device must accept any interference received, including interference that may cause undesired operation.

Note: This device has been tested and found to comply with the limits for a Class B digital device, pursuant to Part 15 of the FCC Rules. These limits are designed to provide reasonable protection against harmful interference in a residential installation. This device generates, uses, and can radiate radio frequency energy, and if not installed and used in accordance with the instructions, may cause harmful interference to radio communications. However, there is no guarantee that interference will not occur in a particular installation.

If this device does cause harmful interference to radio or television reception, which can be determined by turning the device off and on, the user is encouraged to try to correct the interference by one or more of the following measures:

- Reorient or relocate the receiving antenna.
- Increase the separation between the device and receiver.
- Connect the device to an outlet on a circuit different from that to which the receiver is connected.
- Consult the dealer or an experienced radio/TV technician for help.

RF Exposure

This device complies with FCC radiation exposure limits set forth for an uncontrolled environment.
This device should be installed and operated with a minimum distance of 20 cm between the radiator and your body.

ISED Warning

This device contains licence-exempt transmitter(s)/receiver(s) that comply with Innovation, Science and Economic Development Canada’s licence-exempt RSS(s). Operation is subject to the following two conditions:
(1) This device may not cause interference.
(2) This device must accept any interference, including interference that may cause undesired operation of the device.

Cet appareil contient des émetteurs/récepteurs exemptés de licence conformes aux CNR d’Innovation, Sciences et Développement économique Canada applicables aux appareils radio exempts de licence. Le fonctionnement est soumis aux deux conditions suivantes:
(1) Cet appareil ne doit pas provoquer d’interférences.
(2) Cet appareil doit accepter toute interférence reçue, y compris celles pouvant entraîner un fonctionnement indésirable.

ISED RF Exposure

This device has been evaluated to meet general RF exposure requirements.
To maintain compliance with RSS-102 — Radio Frequency (RF) Exposure guidelines, this equipment should be installed and operated with a minimum distance of 20 cm between the radiator and your body.

Cet appareil a été évalué pour répondre aux exigences générales d’exposition aux RF.
Pour maintenir la conformité avec les lignes directrices RSS-102 — exposition aux radiofréquences (RF), cet équipement doit être installé et utilisé à une distance minimale de 20 cm entre le radiateur et votre corps.

[1] Reading taken while test unit operating in steady state. Ambient temperature during testing is typically 25°C (77°F). Individual unit behaviour may differ due to electronic component tolerance and ambient conditions. Product parameters and application suitability shall be checked by the user prior to commissioning.

[2] Lighting Control via BitCortex. Gateway is required.

[3] Wireless range might significantly vary depending on the type of antennas used, elevation above the ground, presence of metal obstacles and environmental conditions. Wireless coverage could be optimised with increased amount of devices forming mesh network.

TEMPERATURE RANGE & T-CODE

NEC & CEC			
Rated Power	Ambient Temp	T-Code	
		CI D2	CII D1&D2 CIII
30W 50W	-40°C to +65°C / -40°C to +60°C	T5	T5
		T6	T6
75W	-40°C to +60°C	T5	T5
100W	-40°C to +55°C		
120W 150W	-40°C to +50°C		
180W 200W	-40°C to +45°C		
240W	-40°C to +40°C		

IECEx & ATEX			
Rated Power	Ambient Temp	Temp Class Gas ("nR)	Max. Surface Temp Dust ("tb")
30W 50W 75W	-40°C to +65°C	T6	+80°
100W	-40°C to +60°C		
120W 150W	-40°C to +55°C		
180W 200W 240W	-40°C to +45°C		

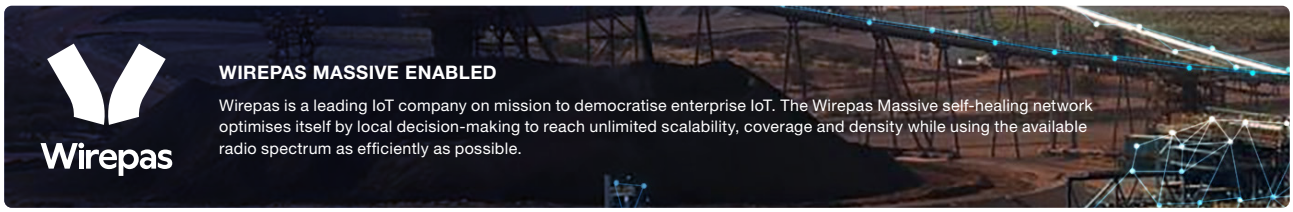

ORDERING EXAMPLE

WBT	-	UL	-	B0	-	L	-	50	-	NWT	-	T1	-	RGBW	-	A	-	C-3/4
PRODUCT		CERTIFICATION		STANDBY POWER		BODY		POWER		COLOR TEMP.		OPTICAL BEAM		INDICATOR		OPERATING VOLTAGE		MOUNTING - GLAND ENTRY

PRODUCT

WBT	Wombat

CERTIFICATION

UL	NEC & CEC Certified
Ex	IECEx and ATEX Certified

STANDBY POWER

B0	No standby battery

BODY

L	Large Body

POWER

30	30W
50	50W
75	75W
100	100W
120	120W
150	150W
180	180W
200	200W
240	240W

COLOR TEMP.

CWT	Cool White
NWT	Neutral White
WWT	Warm White
AMB	Amber

OPTICAL BEAM

T1	Type I
T3	Type III
T4	Type IV
MEDIUM	60° Optical
NARROW	38° Optical
SY1	Symmetrical Diffused
NOP	Extra Wide

INDICATOR

RGBW	RGBW Indicator

OPERATING VOLTAGE

A	100 – 277VAC 50/60Hz
B	277 – 480VAC 50/60Hz

MOUNTING - GLAND ENTRY

C-3/4	Ceiling Mount, 3/4" NPT thread
C-20	Ceiling Mount, M20x1.5 thread
C-25	Ceiling Mount, M25x1.5 thread
P-3/4	Pendant Mount, 3/4" NPT thread
P-1	Pendant Mount, 1" NPT thread
P-20	Pendant Mount, M20x1.5 thread
P-25	Pendant Mount, M25x1.5 thread
W-3/4	Wall Mount, 3/4" NPT thread
W-1	Wall Mount, 1" NPT thread
W-20	Wall Mount, M20x1.5 thread
W-25	Wall Mount, M25x1.5 thread
S-5/4	25° Stanchion, 1-1/4" NPT thread
S-3/2	25° Stanchion, 1-1/2" NPT thread
L-5/4	90° Stanchion, 1-1/4" NPT thread
L-3/2	90° Stanchion, 1-1/2" NPT thread

ACCESSORIES

PART NO.	DESCRIPTION
WG	Wire Guard
TB	Trunnion Bracket (Only available with Ceiling Mount or Pendant Mount)

ORDERING EXAMPLE

HVIN for 33856-WOMBAT629A / Operating voltage: 100V-277V

Group	Wattage	LED Driver Series	HVIN	Product similarity Description
1	30W, 50W	EUM-050S150DG	WBT-UL-B0-L-50-WWT-NARROW-RGBW-A-C	Color Temp., Optics and mounting option applies universally to all HVIN. The universally refer product description
2	75W	EUM-075S210DG	WBT-UL-B0-L-75-WWT-NARROW-RGBW-A-C	
3	100W	EUM-100S280DG	WBT-UL-B0-L-100-WWT-NARROW-RGBW-A-C	
4	120W, 150W	EUM-150S420DG	WBT-UL-B0-L-150-WWT-NARROW-RGBW-A-C	
5	180W, 200W	EUM-200S560DG	WBT-UL-B0-L-200-WWT-NARROW-RGBW-A-C	
6	240W	EUM-240S670DG	WBT-UL-B0-L-240-WWT-NARROW-RGBW-A-C	

HVIN for 33856-WOMBAT629B / Operating voltage: 277V-480V

Group	Wattage	LED Driver Series	HVIN	Product similarity Description
7	30W, 50W, 75W	ESM-075S210DG	WBT-UL-B0-L-75-WWT-NARROW-RGBW-B-C	Color Temp., Optics and mounting option applies universally to all HVIN. The universally refer product description
8	100W	ESM-100S280DG	WBT-UL-B0-L-100-WWT-NARROW-RGBW-B-C	
9	120W, 150W	ESM-150S420DG	WBT-UL-B0-L-150-WWT-NARROW-RGBW-B-C	
10	180W, 200W, 240W	ESM-240S670DG	WBT-UL-B0-L-240-WWT-NARROW-RGBW-B-C	