Product Name:Desktop server	**Report No: ITEZA2-202400184RF5**
Product Model: UT2, UT2A, UT2 Pro, UT2C, UT2 Max	**Security Classification: Open**
Version: V1.0	**Total Page:253**

TIRT Testing Report

Prepared By:	**Checked By:**	**Approved By:**	
Aaron Long	Stone Tang	Joky Wang	
Aaron Long	Stone Tang	Joky Wang	

FCCRadio Test Report

FCC ID: 2BGV2UT2

This report concerns:Original Grant

Applicant:	Unify Data Technology LLC
Address:	1013 Centre Road, Suite 403S.2Wilmington, DE 19805, County of New Castle
Manufacturer:	Beijing Zentreadi Intelligence Information Technology Co.,Ltd
Address:	Room1109, 10th Floor, Building A, No.2 Zhongguancun South Street, Haidian District, Beijing
Sample No:	1000035553
Product Name:	Desktop server
Brand Name:	N/A
Model No.:	UT2, UT2A, UT2 Pro, UT2C, UT2 Max
Test No.:	UT2

Date of Receipt:	2024/06/06
Date of Test:	2024/06/06~2024/06/26
Issued Date:	2024/06/30
Testing Lab:	TIRT

Note: This report shall not be reproduced except in full, without the written approval of Beijing TIRT Technology Service Co.,Ltd Shenzhen.Laboratory.
This document may be altered or revised by Beijing TIRT Technology Service Co.,Ltd Shenzhen. Laboratory.Personnel only, and shall be noted in the revision section of the document. The test results of this report relate only to the tested sample identified in this report.

Table of Contents Page

REPORT ISSUED HISTORY 5

1 . SUMMARY OF TEST RESULTS 6

1.1 TEST FACILITY 7

1.2 MEASUREMENT UNCERTAINTY 7

1.3 TEST ENVIRONMENT CONDITIONS 8

2 . GENERAL INFORMATION 9

2.1 GENERAL DESCRIPTION OF EUT 9

2.2 TEST MODES 12

2.3 DUTY CYCLE 13

2.4 BLOCKDIAGRAMSHOWINGTHECONFIGURATIONOFSYSTEMTESTED 70

2.5 SUPPORT UNITS 70

3 .AC POWER LINE CONDUCTED EMISSIONS 71

3.1 LIMIT 71

3.2 TEST PROCEDURE 71

3.3 DEVIATIONFROMTESTSTANDARD 71

3.4 TESTSETUP 72

3.5 EUT OPERATION CONDITIONS 72

3.6 TEST RESULTS 72

4 . RADIATED EMISSIONS 73

4.1 LIMIT 73

4.2 TEST PROCEDURE 73

4.3 DEVIATIONFROMTESTSTANDARD 75

4.4 TESTSETUP 75

4.5 EUT OPERATION CONDITIONS 76

4.6 TEST RESULTS - 9 KHZTO 30MHZ 76

4.7 TEST RESULTS - 30 MHZTO 1000 MHZ 76

4.8 TEST RESULTS - ABOVE1000 MHZ 76

5 .BANDWIDTH 77

5.1 LIMIT 77

5.2 TEST PROCEDURE 77

5.3 DEVIATION FROM STANDARD 77

5.4 TEST SETUP 78

5.5 EUT OPERATION CONDITIONS 78

5.6 TEST RESULTS 78
6 .MAXIMUM OUTPUT POWER 79
6.1 LIMIT 79
6.2 TEST PROCEDURE 79
6.3 DEVIATION FROM STANDARD 79
6.4 TEST SETUP 79
6.5 EUT OPERATION CONDITIONS 79
6.6 TEST RESULTS 79
7 .POWER SPECTRAL DENSITY 80
7.1 LIMIT 80
7.2 TEST PROCEDURE 80
7.3 DEVIATION FROM STANDARD 80
7.4 TEST SETUP 81
7.5 EUT OPERATION CONDITIONS 81
7.6 TEST RESULTS 81
8 .FREQUENCY STABILITY 82
8.1 LIMIT 82
8.2 TEST PROCEDURE 82
8.3 DEVIATION FROM STANDARD 82
8.4 TEST SETUP 82
8.5 EUT OPERATION CONDITIONS 82
8.6 TEST RESULTS 82
9 . MEASUREMENT INSTRUMENTS LIST 83
10 .EUT TEST PHOTOS 84
11 .EUT PHOTOS 86
APPENDIX A - AC POWER LINE CONDUCTED EMISSIONS 94
APPENDIX B - RADIATED EMISSION - 9 KHZ TO 30 MHZ 96
APPENDIX C - RADIATED EMISSION - 30 MHZ TO 1000 MHZ 97
APPENDIX D - RADIATED EMISSION - ABOVE 1000 MHZ 99
APPENDIXE -BANDWIDTH 122
APPENDIXF -MAXIMUM OUTPUT POWER 178
APPENDIXG - POWER SPECTRAL DENSITY 182
APPENDIX H - Frequency Stability 239

REPORT ISSUED HISTORY

Report No.	Version	Description	Issued Date	Note
ITEZA2-202400184RF5	V1.0	Original Report.	2024.06.30	Valid

1. SUMMARY OF TEST RESULTS

Test procedures according to the technical standard(s):

FCC CFR Title 47, Part 15, Subpart E				
Standard(s) Section	**Test Item**	**Test Result**	**Judgment**	**Remark**
15.207 15.407(b)	AC Power Line Conducted Emissions	APPENDIX A	PASS	------
15.407(b) 15.205(a) 15.209(a)	Radiated Emissions	APPENDIX B APPENDIX C APPENDIX D	PASS	------
15.407(a) 15.407(e)	Bandwidth	APPENDIX E	PASS	------
15.407(a)	Maximum Output Power	APPENDIX F	PASS	------
15.407(a)	Power Spectral Density	APPENDIX G	PASS	------
15.407(g)	Frequency Stability	APPENDIX H	PASS	**NOTE (5)**
15.203	Antenna Requirements	------	PASS	**NOTE (2)**
15.407(c)	Automatically Discontinue Transmission	------	PASS	**NOTE (3)**
15.407(h)	Dynamic Frequency Selection (DFS)	------	PASS	**NOTE (7**

Note:

(1) "N/A" denotes test is not applicable in this test report.

(2) The device what use a permanently attached antenna were considered sufficient to comply with the provisions of 15.203.

(3) During no any information transmission, the EUT can automatically discontinue transmission and become standby mode for power saving.the EUT can detect the controlling signal of ACK message transmitting from remote device and verify whether it shall resend or discontinue transmission.

(4) For UNII-1 this device was functioned as a
☐Outdoor access point device
☒Indoor access point device
☐Fixed point-to-point access points device
☐Client device

(5) The manufacturer states that the frequency sability is in compliance with 15.407(g).

(6) Measurement Standard Used:

FCC Rules and Regulations Part 15 Subpart E

ANSI C63.4:2014, ANSI C63.10:2013

(7) The test result please refer to the DFS report(Report No: ITEZA2-202400184RF6)

1.1 TEST FACILITY

Company:	Beijing TIRT Technology Service Co.,Ltd Shenzhen
Address:	104 Building C, Xinmingsheng Industrial Park No.132, Zhangge Old Village East Zone, Zhangge Community, Fucheng Street, Longhua District, Shenzhen, Guangdong, P. R. China
CNAS Registration Number:	CNAS L14158
A2LA Registration Number:	6049.01
FCC Accredited Lab.Designation Number:	CN1366
FCC Test Firm Registration Number:	820690
Telephone:	+86-0755-27087573

1.2 MEASUREMENT UNCERTAINTY

ISO/IEC 17025 requires that an estimate of the measurement uncertainties associated with the emissions test results be included in the report. The measurement uncertainties given below are based on a 95% confidence level (based on a coverage factor (k=2))
The TIRT measurement uncertainty as below table:

Uncertainty	
Parameter	Uncertainty
Occupied Channel Bandwidth	±142.12 KHz
RF power conducted	±0.74 dB
RF power radiated	±3.25dB
Spurious emissions, conducted	±1.78dB
Spurious emissions, radiated (30MHz～1GHz)	±4.6dB
Spurious emissions, radiated (1GHz ~ 18GHz)	±4.9dB
Conduction Emissions(150kHz~30MHz)	±3.1 dB
Humidity	±4.6%
Temperature	±0.7°C
Time	±1.25%

Note: Unless specifically mentioned, the uncertainty of measurement has not been taken into account to declare the compliance or non-compliance to the specification.

1.3 TEST ENVIRONMENT CONDITIONS

Test Item	Temperature	Humidity	Test Voltage	Tested By
AC Power Line Conducted Emissions	25.1°C	52%	AC 120V/60Hz	Stone Tang
Radiated Emissions-9kHz to 30MHz	24.5°C	50%	DC 3.85V from battery	Stone Tang
Radiated Emissions-30MHz to 1000MHz	24.2°C	53%	DC 3.85V from battery	Stone Tang
Radiated Emissions-Above 1000 MHz	26.0°C	53%	DC 3.85V from battery	Stone Tang
Bandwidth	25.0°C	56%	DC 3.85V from battery	Stone Tang
Maximum Output Power	24.9°C	54%	DC 3.85V from battery	Stone Tang
Power Spectral Density	25.1°C	62%	DC 3.85V from battery	Stone Tang
Dynamic Frequency Selection (DFS)	25.1°C	62%	DC 3.85V from battery	Stone Tang

2. GENERAL INFORMATION

2.1 GENERAL DESCRIPTION OF EUT

Equipment	Desktop server
Brand Name	N/A
Test Model	UT2
Series Model	UT2, UT2A, UT2 Pro, UT2C, UT2 Max
Model Difference(s)	There is no difference except the name of the model
Software Version	V1.0
Hardware Version	V1.0
Power Rating	DC 3.85V from battery or DC 12V from adapter
Operation FrequencyBand(s)	UNII-1: 5180 MHz~5240 MHz UNII-2A: 5260 MHz ~ 5320 MHz UNII-2C: 5500 MHz ~ 5700 MHz UNII-3: 5745 MHz~5825MHz
Modulation Type	IEEE 802.11n: OFDM (64QAM,16QAM,QPSK,BPSK) IEEE 802.11a: OFDM (64QAM,16QAM,QPSK,BPSK) IEEE802.11ac: OFDM (64QAM,16QAM, 256QAM,QPSK,BPSK) IEEE 802.11ax: OFDMA (64QAM,16QAM,QPSK,BPSK,256QAM,1024QAM)
Maximum Output Power _UNII-1	IEEE 802.11ax(VHT20): 16.41dBm(0.043752W)
Maximum Output Power _UNII-2A	IEEE 802.11ax(VHT80): 17.07dBm(0.050933W)
Maximum Output Power _UNII-2C	IEEE 802.11a: 17.15dBm(0.051880W)
Maximum Output Power _UNII-3	IEEE 802.11a: 16.21dBm(0.041783W)

Note:

1. For a more detailed features description, please refer to the manufacturer’s specifications or the user's manual.

2. Channel List:

IEEE 802.11a IEEE 802.11n(HT20) IEEE 802.11ac(VHT20) IEEE 802.11ax(VHT20)		IEEE 802.11n(HT40) IEEE 802.11ac(VHT40) IEEE 802.11ax(VHT40)		IEEE 802.11ac(VHT80) IEEE 802.11ax(VHT80)	
UNII-1		UNII-1		UNII-1	
Channel	Frequency (MHz)	Channel	Frequency (MHz)	Channel	Frequency (MHz)
36	5180	38	5190	42	5210
40	5200	46	5230		
44	5220				
48	5240				

IEEE 802.11a IEEE 802.11n(HT20) IEEE 802.11ac(VHT20) IEEE 802.11ax(VHT20)		IEEE 802.11n(HT40) IEEE 802.11ac(VHT40) IEEE 802.11ax(VHT40)		IEEE 802.11ac(VHT80) IEEE 802.11ax(VHT80)	
UNII-2A		UNII-2A		UNII-2A	
Channel	Frequency (MHz)	Channel	Frequency (MHz)	Channel	Frequency (MHz)
52	5260	54	5270	58	5290
56	5280	62	5310		
60	5300				
64	5320				

IEEE 802.11a IEEE 802.11n(HT20) IEEE 802.11ac(VHT20) IEEE 802.11ax(VHT20)		IEEE 802.11n(HT40) IEEE 802.11ac(VHT40) IEEE 802.11ax(VHT40)		IEEE 802.11ac(VHT80) IEEE 802.11ax(VHT80)	
UNII-2C		UNII-2C		UNII-2C	
Channel	Frequency (MHz)	Channel	Frequency (MHz)	Channel	Frequency (MHz)
100	5500	102	5510	106	5530
116	5580	110	5550		
136	5680				
140	5700				

IEEE 802.11a IEEE 802.11n(HT20) IEEE 802.11ac(VHT20) IEEE 802.11ax(VHT20)		IEEE 802.11n(HT40) IEEE 802.11ac(VHT40) IEEE 802.11ax(VHT40)		IEEE 802.11ac(VHT80) IEEE 802.11ax(VHT80)	
UNII-3		UNII-3		UNII-3	
Channel	Frequency (MHz)	Channel	Frequency (MHz)	Channel	Frequency (MHz)
149	5745	151	5755	155	5775
153	5765	159	5795		
157	5785				
161	5805				
165	5825				

3. Antenna Specification:

Ant.	Manufactured	Model Name	Antenna Type	Connector	Max Gain (dBi)
1	Beijing Maxfatel Technology	UT2	FPC	N/A	0.26
2	Beijing Maxfatel Technology	UT2	FPC	N/A	2.68

Note:
1) The antenna gain is provided by the manufacturer.
2) The antenna is for testing purposes only.

2.2 TEST MODES

The test system was pre-tested based on the consideration of all possible combinations of EUT operation mode.

Pretest Mode	Description
Mode 1	TX A ModeChannel 36/40/48 (UNII-1)
Mode 2	TX N(HT20) ModeChannel 36/40/48 (UNII-1)
Mode 3	TX N(HT40) Mode Channel 38/46 (UNII-1)
Mode 4	TX AC(VHT20) ModeChannel 36/40/48 (UNII-1)
Mode 5	TX AC(VHT40) ModeChannel 38/46 (UNII-1)
Mode 6	TX AC(VHT80) Mode Channel 42 (UNII-1)
Mode 7	TX A Mode Channel 149/157/165 (UNII-3)
Mode 8	TX N(HT20) Mode Channel 149/157/165 (UNII-3)
Mode 9	TX N(HT40) Mode Channel 151/159 (UNII-3)
Mode 10	TX AC(VHT20) Mode Channel 149/157/165 (UNII-3)
Mode 11	TX AC(VHT40) Mode Channel 151/159 (UNII-3)
Mode 12	TX AC(VHT80) Mode Channel 155 (UNII-3)
Mode 13	TX A Mode Channel 52/60/64 (UNII-2A)
Mode 14	TX N(HT20) Mode Channel 52/60/64 (UNII-2A)
Mode 15	TX N(HT40) Mode Channel 54/62 (UNII-2A)
Mode 16	TX AC(VHT20) Mode Channel 52/60/64 (UNII-2A)
Mode 17	TX AC(VHT40) Mode Channel 54/62 (UNII-2A)
Mode 18	TX AC(VHT80) Mode Channel 58 (UNII-2A)
Mode 19	TX AX(VHT20) Mode Channel 52/60/64 (UNII-2A)
Mode 20	TX AX(VHT40) Mode Channel 54/62 (UNII-2A)
Mode 21	TX AX(VHT80) Mode Channel 58 (UNII-2A)
Mode 22	TX AX(VHT20) ModeChannel 36/40/48 (UNII-1)
Mode 23	TX AX(VHT40) ModeChannel 38/46 (UNII-1)
Mode 24	TX AX(VHT80) Mode Channel 42 (UNII-1)
Mode 25	TX AX(VHT20) Mode Channel 149/157/165 (UNII-3)
Mode 26	TX AX(VHT40) Mode Channel 151/159 (UNII-3)
Mode 27	TX AX(VHT80) Mode Channel 155 (UNII-3)
Mode 29	TX AX(VHT20) Mode Channel 100/116/140 (UNII-2C)
Mode 30	TX AX(VHT40) Mode Channel 102/110/134 (UNII-2C)
Mode 31	TX AX(VHT80) Mode Channel 106/122 (UNII-2C)
Mode 32	TX N(HT20) Mode Channel 100/116/140 (UNII-2C)
Mode 33	TX N(HT40) Mode Channel 102/110/134 (UNII-2C)
Mode 34	TX A Mode Channel 100/116/140 (UNII-2C)
Mode 35	TX AC(VHT20) Mode Channel 100/116/140 (UNII-2C)
Mode 36	TX AC(VHT40) Mode Channel 102/110/134 (UNII-2C)
Mode 37	TX AC(VHT80) Mode Channel 106/122 (UNII-2C)

Following mode(s) was (were) found to be the worst case(s) and selected for the final test.

AC power line conducted emissions test	
Final Test Mode	Description
Mode 12	TX AC(VHT80) Mode Channel 155 (UNII-3)

Radiated Emissions Test - Below 1GHz	
Final Test Mode	Description
Mode 12	TX AC(VHT80) Mode Channel 155 (UNII-3)

Radiated Emissions Test - Above 1GHz	
Final Test Mode	Description
Mode 1	TX A ModeChannel 36/40/48 (UNII-1)
Mode 13	TX A Mode Channel 52/60/64 (UNII-2A)
Mode 34	TX A Mode Channel 100/116/140 (UNII-2C)
Mode 7	TX A Mode Channel 149/157/165 (UNII-3)

Conducted Test	
Final Test Mode	Description
Mode 1	TX A ModeChannel 36/40/48 (UNII-1)
Mode 2	TX N(HT20) Mode Channel 36/40/48 (UNII-1)
Mode 3	TX N(HT40) Mode Channel 38/46 (UNII-1)
Mode 4	TX AC(VHT20) Mode Channel 36/40/48 (UNII-1)
Mode 5	TX AC(VHT40) Mode Channel 38/46 (UNII-1)
Mode 6	TX AC(VHT80) Mode Channel 42 (UNII-1)
Mode 7	TX A Mode Channel 149/157/165 (UNII-3)
Mode 8	TX N(HT20) Mode Channel 149/157/165 (UNII-3)
Mode 9	TX N(HT40) Mode Channel 151/159 (UNII-3)
Mode 10	TX AC(VHT20) Mode Channel 149/157/165 (UNII-3)
Mode 11	TX AC(VHT40) Mode Channel 151/159 (UNII-3)
Mode 12	TX AC(VHT80) Mode Channel 155 (UNII-3)

Note:

(1) For AC power line conducted emissions andradiated emission below 1 GHz test, the TX AC(VHT80) Mode Channel 155 (UNII-3) is found to be the worst case and recorded.

(2) For radiated emission above 1 GHz test, the spurious points of 1GHz~26.5GHz and 26.5GHz~40GHz have been pre-tested and in this report only recorded the worst case. The remaining spurious points are all below the limit value of 20dB.

(3) All the bit rate of transmitter have been tested and found the lowest rate is found tobe the worst case and recorded.

2.3DUTY CYCLE

If duty cycle is ≥ 98 %, duty factor is not required.
If duty cycle is < 98 %, duty factor shall be considered.
The output power = measured power + duty factor.
The power spectral density = measured power spectral density + duty factor.

TestMode	Antenna	Freq(MHz)	Transmission Duration [ms]	Transmission Period [ms]	Duty Cycle [%]	Limit	Verdict
11A	Ant1	5180	1.39	1.49	93.29	---	---
		5200	1.40	1.49	93.96	---	---
		5240	1.40	1.50	93.33	---	---
		5260	1.40	1.50	93.33	---	---
		5300	1.39	1.49	93.29	---	---
		5320	1.40	1.50	93.33	---	---
		5500	1.39	1.49	93.29	---	---
		5600	1.40	1.50	93.33	---	---
		5700	1.39	1.50	92.67	---	---
		5745	1.39	1.49	93.29	---	---
		5785	1.40	1.49	93.96	---	---
		5825	1.39	1.49	93.29	---	---
11N20MIMO	Ant1	5180	0.16	0.26	61.54	---	---
	Ant2	5180	0.17	0.27	62.96	---	---
	Ant1	5200	0.17	0.27	62.96	---	---
	Ant2	5200	0.16	0.26	61.54	---	---
	Ant1	5240	0.16	0.26	61.54	---	---
	Ant2	5240	0.17	0.27	62.96	---	---
	Ant1	5260	0.17	0.27	62.96	---	---
	Ant2	5260	0.17	0.27	62.96	---	---
	Ant1	5300	0.17	0.27	62.96	---	---
	Ant2	5300	0.17	0.27	62.96	---	---
	Ant1	5320	0.16	0.26	61.54	---	---
	Ant2	5320	0.17	0.27	62.96	---	---
	Ant1	5500	0.17	0.27	62.96	---	---
	Ant2	5500	0.17	0.27	62.96	---	---
	Ant1	5600	0.17	0.27	62.96	---	---
	Ant2	5600	0.17	0.27	62.96	---	---
	Ant1	5700	0.16	0.26	61.54	---	---
	Ant2	5700	0.16	0.26	61.54	---	---
	Ant1	5745	0.16	0.26	61.54	---	---
	Ant2	5745	0.17	0.27	62.96	---	---
	Ant1	5785	0.17	0.27	62.96	---	---
	Ant2	5785	0.17	0.27	62.96	---	---
	Ant1	5825	0.16	0.26	61.54	---	---
	Ant2	5825	0.17	0.27	62.96	---	---
11N40MIMO	Ant1	5190	0.10	0.19	52.63	---	---
	Ant2	5190	0.10	0.20	50.00	---	---
	Ant1	5230	0.10	0.19	52.63	---	---
	Ant2	5230	0.10	0.20	50.00	---	---
	Ant1	5270	0.10	0.20	50.00	---	---
	Ant2	5270	0.10	0.20	50.00	---	---
	Ant1	5310	0.10	0.20	50.00	---	---
	Ant2	5310	0.10	0.20	50.00	---	---
	Ant1	5510	0.10	0.20	50.00	---	---
	Ant2	5510	0.10	0.20	50.00	---	---
	Ant1	5590	0.10	0.20	50.00	---	---
	Ant2	5590	0.10	0.20	50.00	---	---
	Ant1	5670	0.10	0.20	50.00	---	---
	Ant2	5670	0.10	0.20	50.00	---	---
	Ant1	5755	0.10	0.20	50.00	---	---
	Ant2	5755	0.10	0.20	50.00	---	---
	Ant1	5795	0.10	0.20	50.00	---	---
	Ant2	5795	0.10	0.20	50.00	---	---
11AC20MIMO	Ant1	5180	0.15	0.25	60.00	---	---
	Ant2	5180	0.15	0.25	60.00	---	---
	Ant1	5200	0.15	0.25	60.00	---	---
	Ant2	5200	0.15	0.25	60.00	---	---
	Ant1	5240	0.15	0.25	60.00	---	---
	Ant2	5240	0.15	0.25	60.00	---	---
	Ant1	5260	0.15	0.25	60.00	---	---
	Ant2	5260	0.15	0.25	60.00	---	---
	Ant1	5300	0.15	0.25	60.00	---	---
	Ant2	5300	0.15	0.25	60.00	---	---
	Ant1	5320	0.15	0.25	60.00	---	---

	Ant2	5320	0.15	0.25	60.00	---	---
	Ant1	5500	0.14	0.24	58.33	---	---
	Ant2	5500	1.32	1.35	97.78	---	---
	Ant1	5600	0.15	0.25	60.00	---	---
	Ant2	5600	1.31	1.35	97.04	---	---
	Ant1	5700	0.15	0.25	60.00	---	---
	Ant2	5700	1.31	1.35	97.04	---	---
	Ant1	5745	0.15	0.25	60.00	---	---
	Ant2	5745	1.32	1.35	97.78	---	---
	Ant1	5785	0.15	0.25	60.00	---	---
	Ant2	5785	1.31	1.35	97.04	---	---
	Ant1	5825	0.14	0.24	58.33	---	---
	Ant2	5825	1.31	1.35	97.04	---	---
11AC40MIMO	Ant1	5190	0.09	0.19	47.37	---	---
	Ant2	5190	0.66	0.69	95.65	---	---
	Ant1	5230	0.09	0.18	50.00	---	---
	Ant2	5230	0.65	0.69	94.20	---	---
	Ant1	5270	0.09	0.19	47.37	---	---
	Ant2	5270	0.65	0.69	94.20	---	---
	Ant1	5310	0.09	0.19	47.37	---	---
	Ant2	5310	0.65	0.68	95.59	---	---
	Ant1	5510	0.08	0.18	44.44	---	---
	Ant2	5510	0.65	0.69	94.20	---	---
	Ant1	5590	0.09	0.19	47.37	---	---
	Ant2	5590	0.65	0.69	94.20	---	---
	Ant1	5670	0.09	0.19	47.37	---	---
	Ant2	5670	0.65	0.69	94.20	---	---
	Ant1	5755	0.08	0.18	44.44	---	---
	Ant2	5755	0.65	0.69	94.20	---	---
	Ant1	5795	0.08	0.18	44.44	---	---
	Ant2	5795	0.65	0.69	94.20	---	---
11AC80MIMO	Ant1	5210	0.07	0.17	41.18	---	---
	Ant2	5210	0.33	0.36	91.67	---	---
	Ant1	5290	0.07	0.17	41.18	---	---
	Ant2	5290	0.32	0.36	88.89	---	---
	Ant1	5530	0.06	0.16	37.50	---	---
	Ant2	5530	0.32	0.36	88.89	---	---
	Ant1	5610	0.06	0.16	37.50	---	---
	Ant2	5610	0.32	0.36	88.89	---	---
	Ant1	5775	0.07	0.17	41.18	---	---
	Ant2	5775	0.32	0.36	88.89	---	---
11AX20MIMO	Ant1	5180	1.02	1.12	91.07	---	---
	Ant2	5180	1.31	1.34	97.76	---	---
	Ant1	5200	1.02	1.12	91.07	---	---
	Ant2	5200	1.31	1.34	97.76	---	---
	Ant1	5240	1.03	1.12	91.96	---	---
	Ant2	5240	1.31	1.34	97.76	---	---
	Ant1	5260	1.02	1.12	91.07	---	---
	Ant2	5260	1.31	1.35	97.04	---	---
	Ant1	5300	1.02	1.12	91.07	---	---
	Ant2	5300	1.31	1.35	97.04	---	---
	Ant1	5320	1.02	1.12	91.07	---	---
	Ant2	5320	1.31	1.36	96.32	---	---
	Ant1	5500	1.02	1.12	91.07	---	---
	Ant2	5500	1.31	1.34	97.76	---	---
	Ant1	5600	1.02	1.12	91.07	---	---
	Ant2	5600	1.31	1.34	97.76	---	---
	Ant1	5700	1.02	1.12	91.07	---	---
	Ant2	5700	1.32	1.35	97.78	---	---
	Ant1	5745	1.03	1.13	91.15	---	---
	Ant2	5745	1.31	1.35	97.04	---	---
	Ant1	5785	1.02	1.12	91.07	---	---
	Ant2	5785	1.31	1.35	97.04	---	---
	Ant1	5825	1.02	1.12	91.07	---	---
	Ant2	5825	1.31	1.34	97.76	---	---
11AX40MIMO	Ant1	5190	0.09	0.19	47.37	---	---
	Ant2	5190	0.66	0.69	95.65	---	---

	Ant1	5230	0.09	0.19	47.37	---	---
	Ant2	5230	0.65	0.69	94.20	---	---
	Ant1	5270	0.09	0.19	47.37	---	---
	Ant2	5270	0.65	0.69	94.20	---	---
	Ant1	5310	0.09	0.18	50.00	---	---
	Ant2	5310	0.66	0.69	95.65	---	---
	Ant1	5510	0.09	0.19	47.37	---	---
	Ant2	5510	0.65	0.68	95.59	---	---
	Ant1	5590	0.09	0.19	47.37	---	---
	Ant2	5590	0.65	0.69	94.20	---	---
	Ant1	5670	0.09	0.19	47.37	---	---
	Ant2	5670	0.65	0.68	95.59	---	---
	Ant1	5755	0.09	0.19	47.37	---	---
	Ant2	5755	0.65	0.69	94.20	---	---
	Ant1	5795	0.09	0.19	47.37	---	---
	Ant2	5795	0.66	0.69	95.65	---	---
11AX80MIMO	Ant1	5210	0.08	0.18	44.44	---	---
	Ant2	5210	0.32	0.35	91.43	---	---
	Ant1	5290	0.08	0.18	44.44	---	---
	Ant2	5290	0.32	0.36	88.89	---	---
	Ant1	5530	0.08	0.18	44.44	---	---
	Ant2	5530	0.33	0.36	91.67	---	---
	Ant1	5610	0.08	0.18	44.44	---	---
	Ant2	5610	0.33	0.36	91.67	---	---
	Ant1	5775	0.08	0.18	44.44	---	---
	Ant2	5775	0.33	0.36	91.67	---	---

11A_Ant1_5180

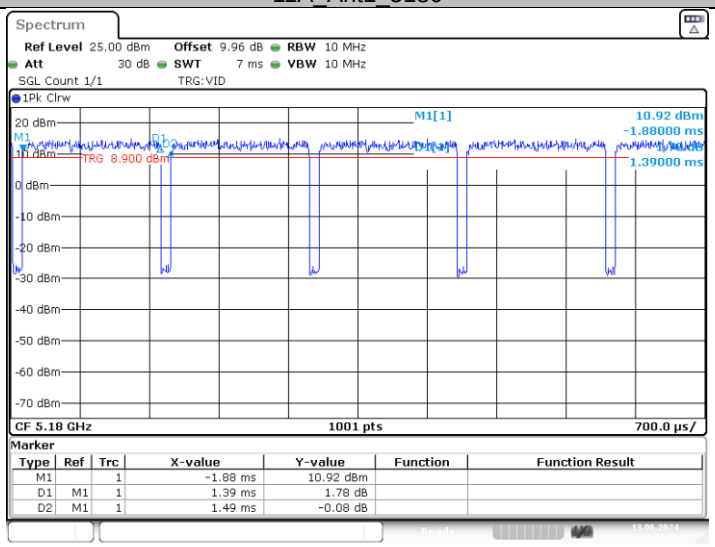

Date: 13.JUN.2024 19:31:00

11A_Ant1_5200

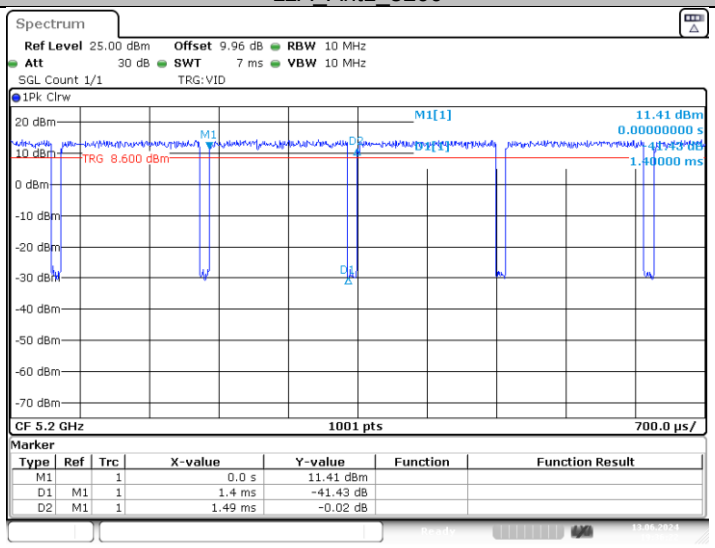

Date: 13.JUN.2024 19:36:22

11A_Ant1_5240

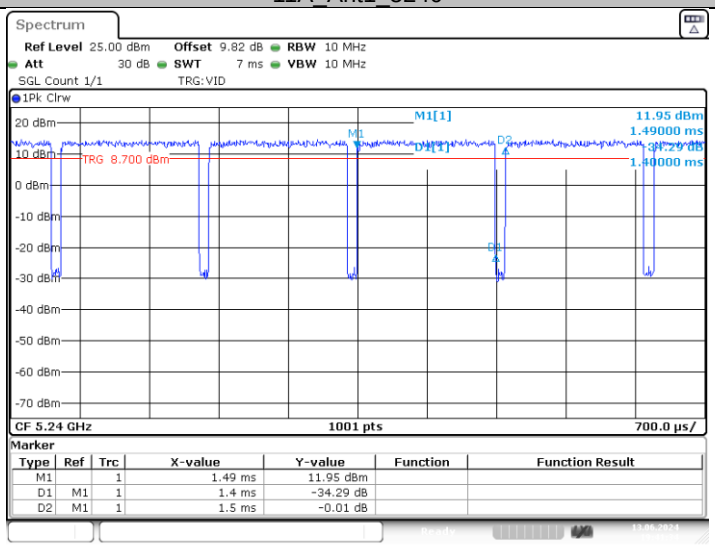

Date: 13.JUN.2024 19:41:34

11A_Ant1_5260

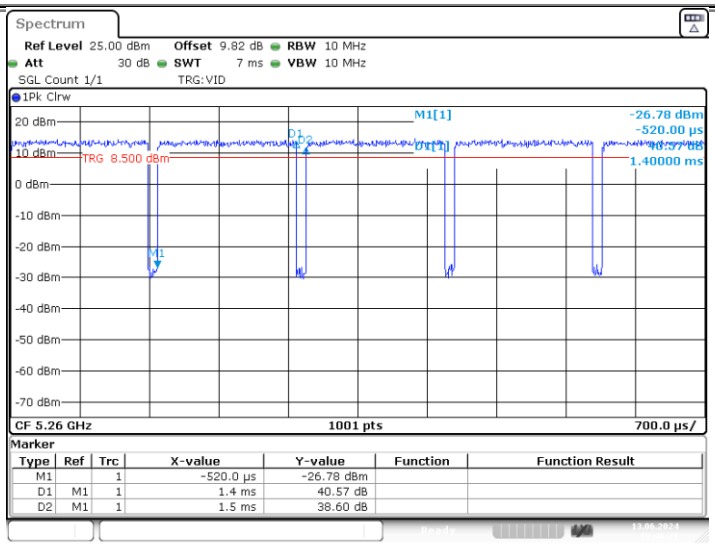

Date: 13.JUN.2024 19:46:30

11A_Ant1_5300

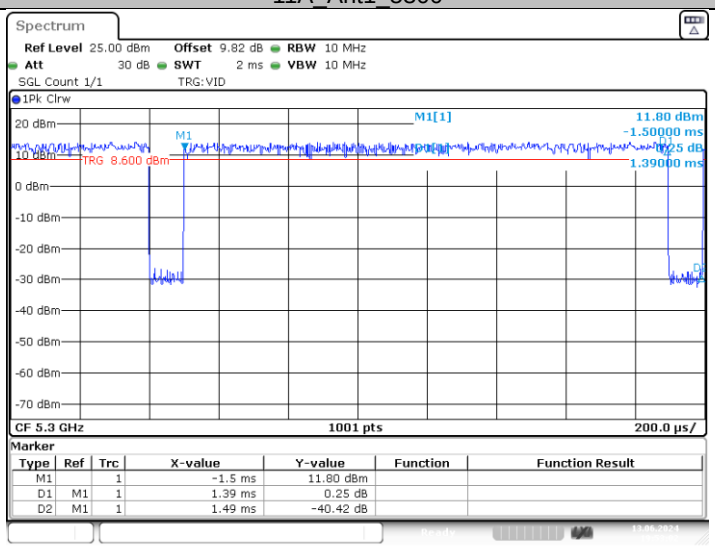

Date: 13.JUN.2024 19:53:02

11A_Ant1_5320

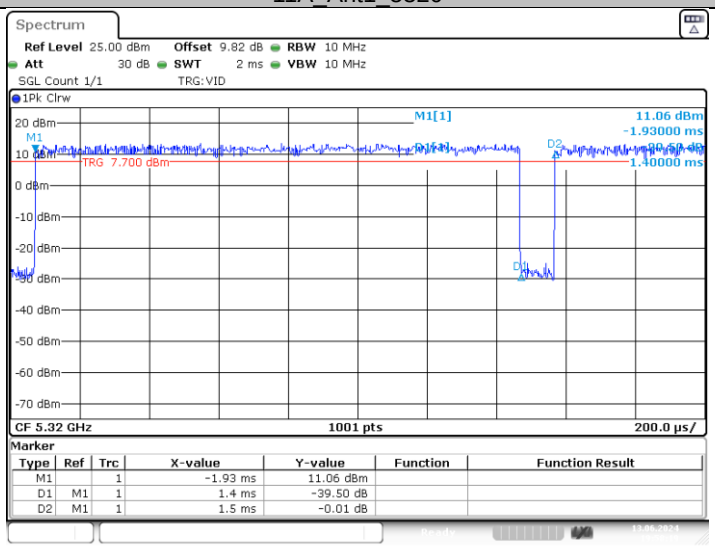

Date: 13.JUN.2024 19:58:20

11A_Ant1_5500

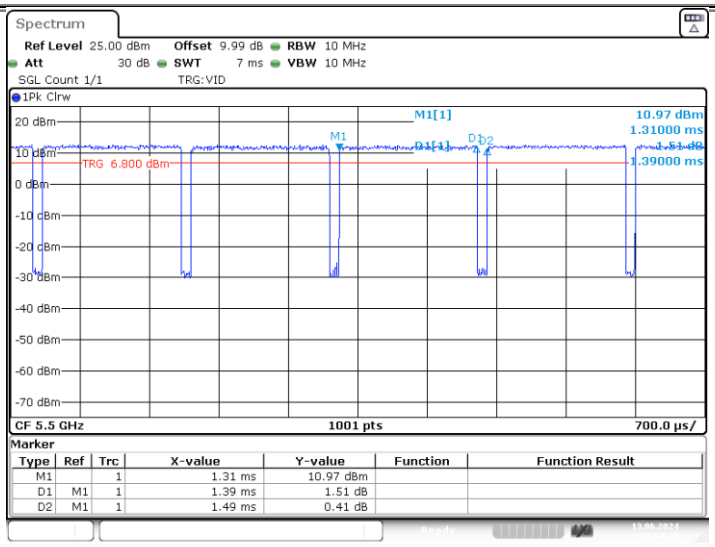

11A_Ant1_5600

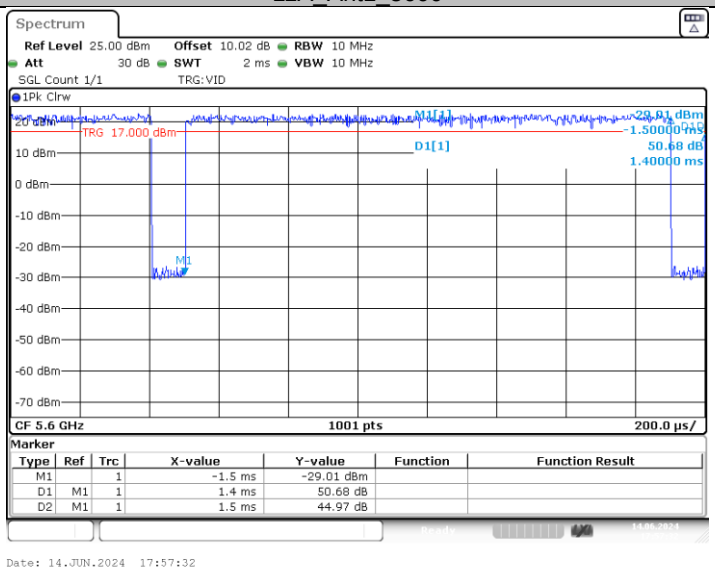

11A_Ant1_5700

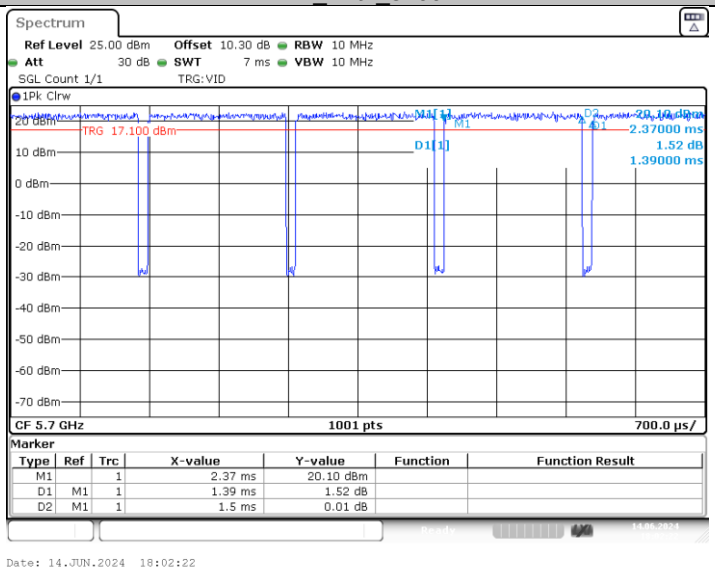

11A_Ant1_5745

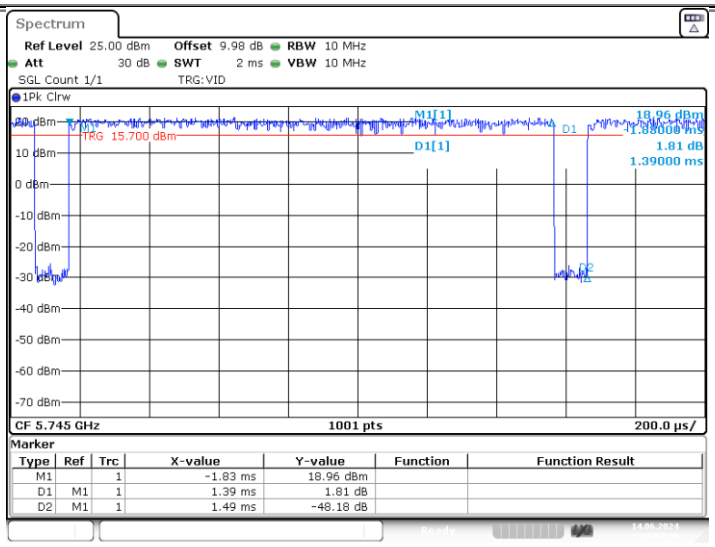

11A_Ant1_5785

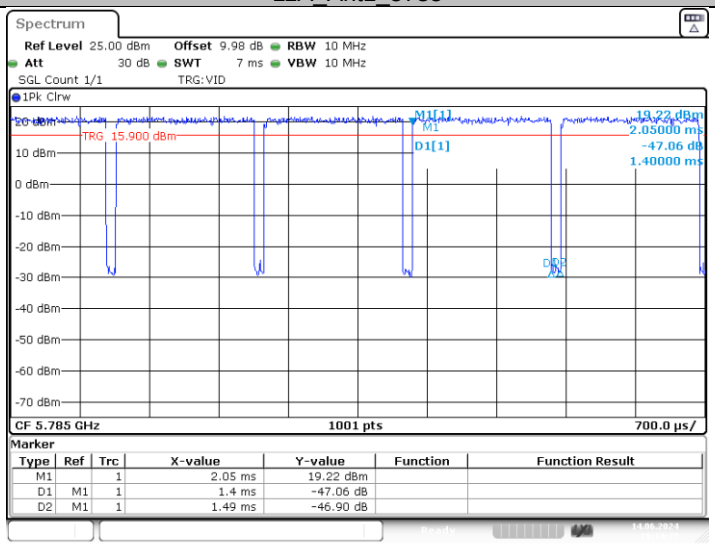

11A_Ant1_5825

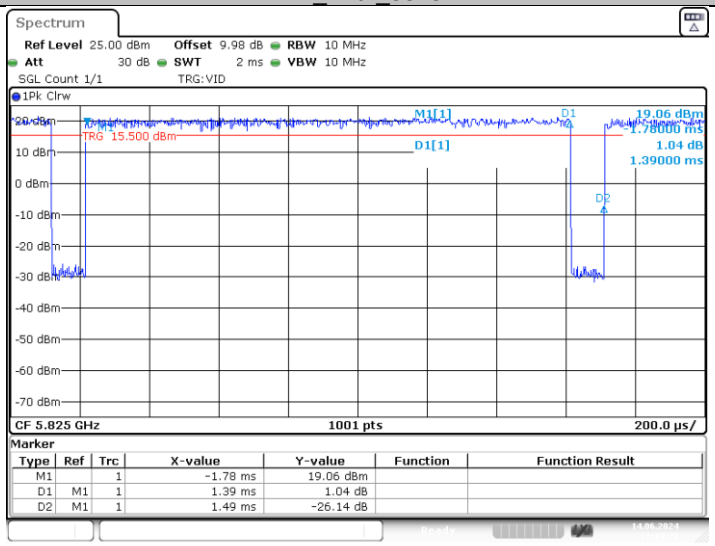

11N20MIMO_Ant1_5180

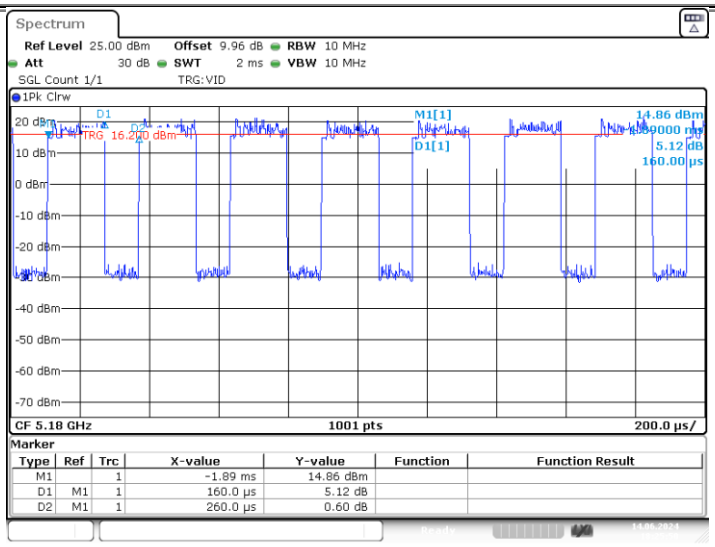

11N20MIMO_Ant2_5180

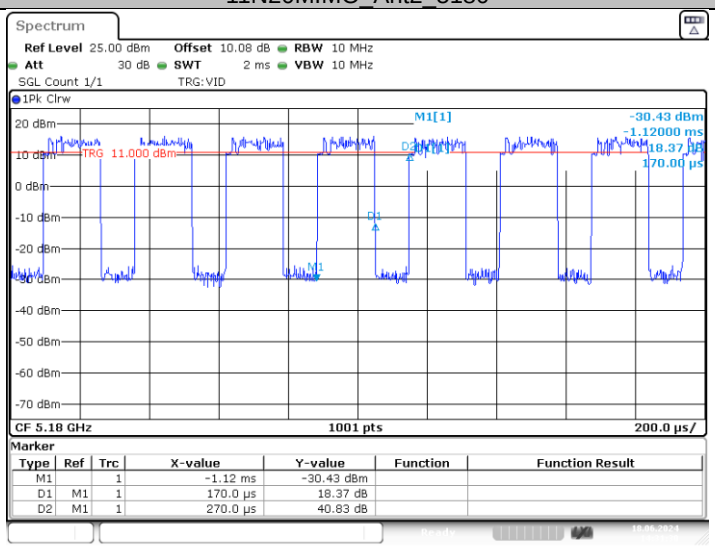

11N20MIMO_Ant1_5200

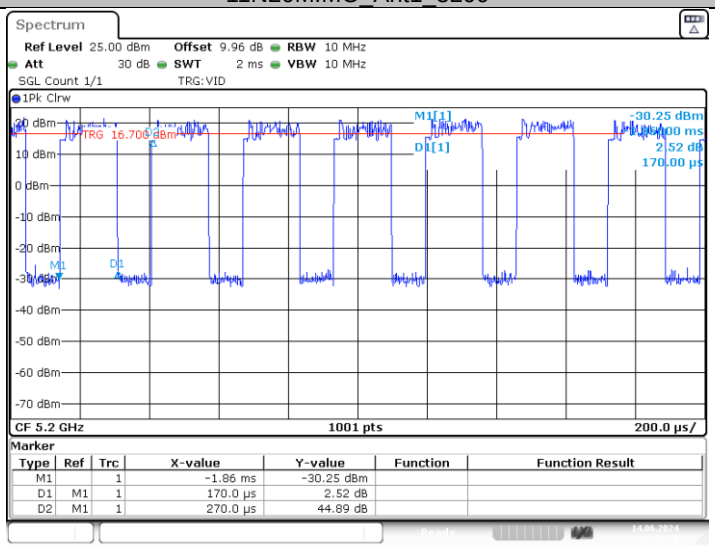

11N20MIMO_Ant2_5200

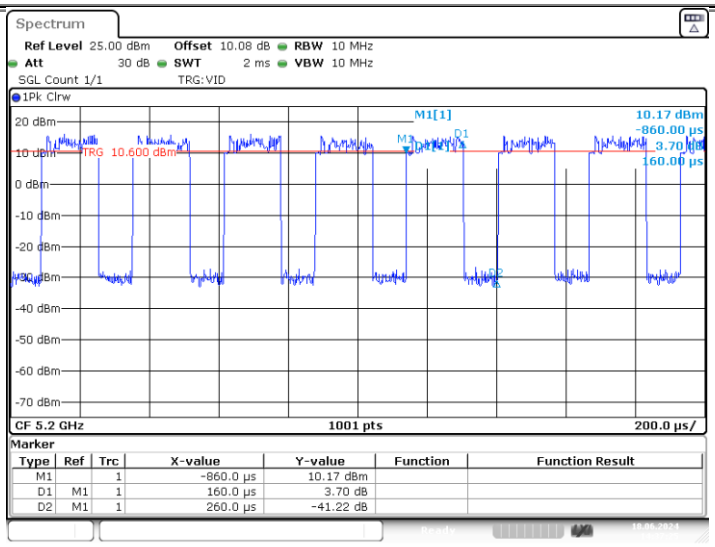

11N20MIMO_Ant1_5240

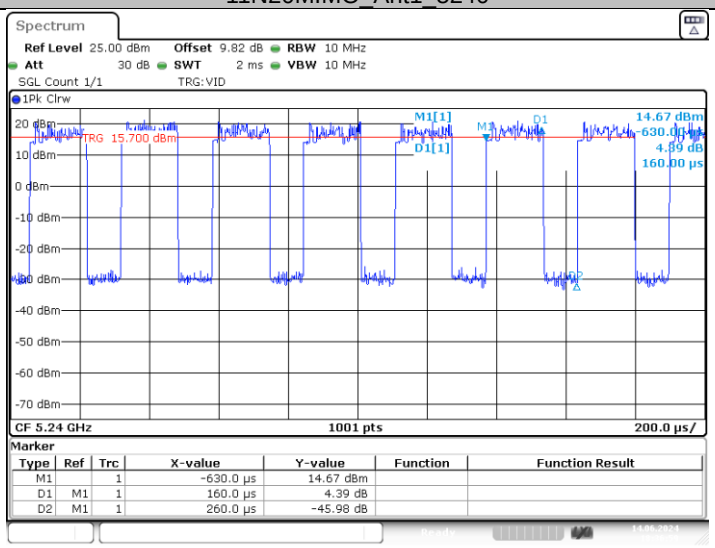

11N20MIMO_Ant2_5240

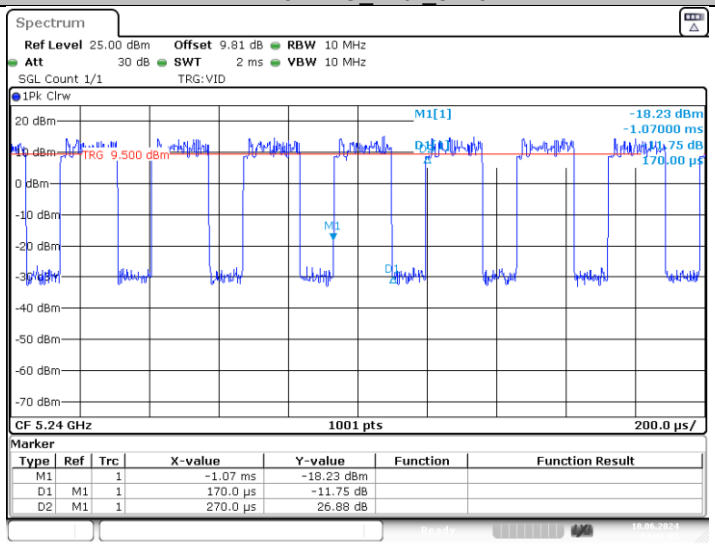

11N20MIMO_Ant1_5260

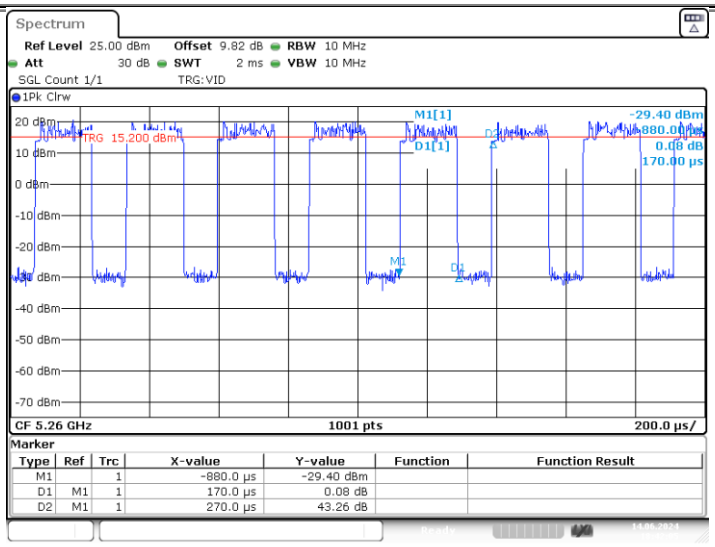

11N20MIMO_Ant2_5260

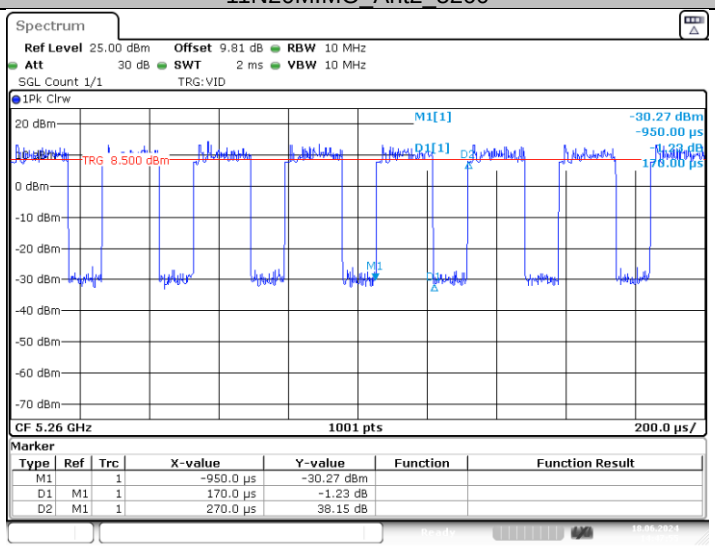

11N20MIMO_Ant1_5300

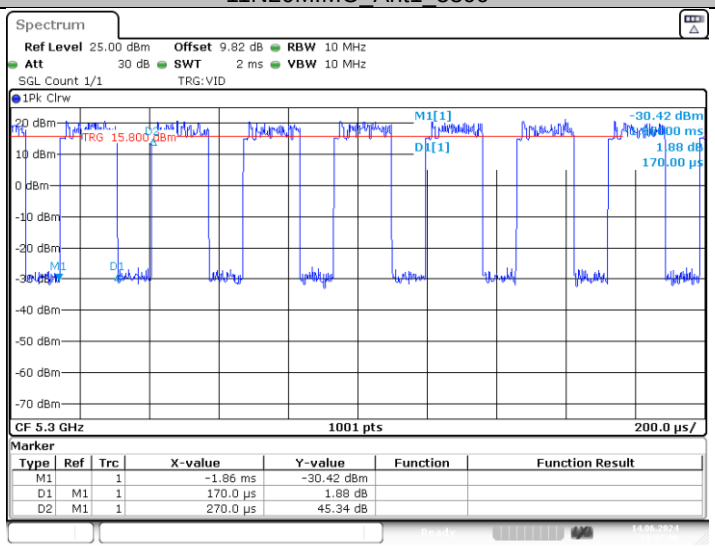

11N20MIMO_Ant2_5300

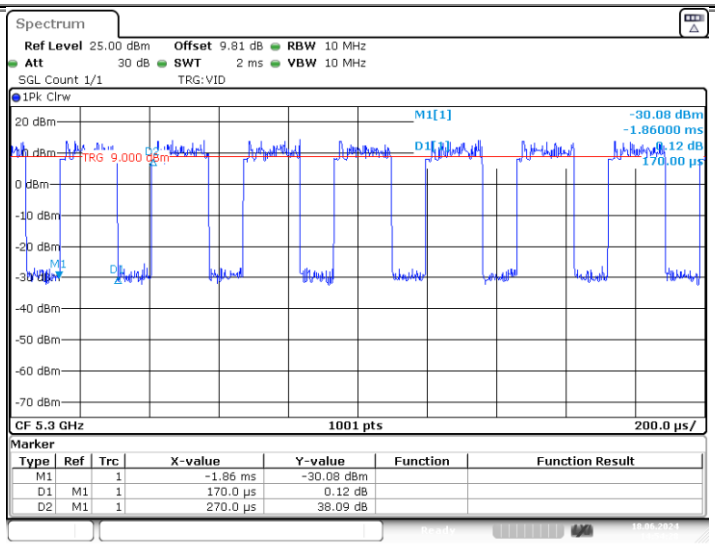

11N20MIMO_Ant1_5320

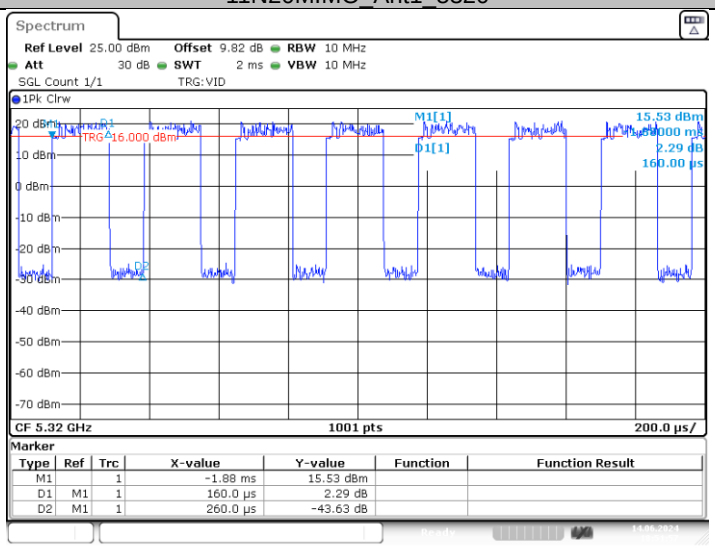

11N20MIMO_Ant2_5320

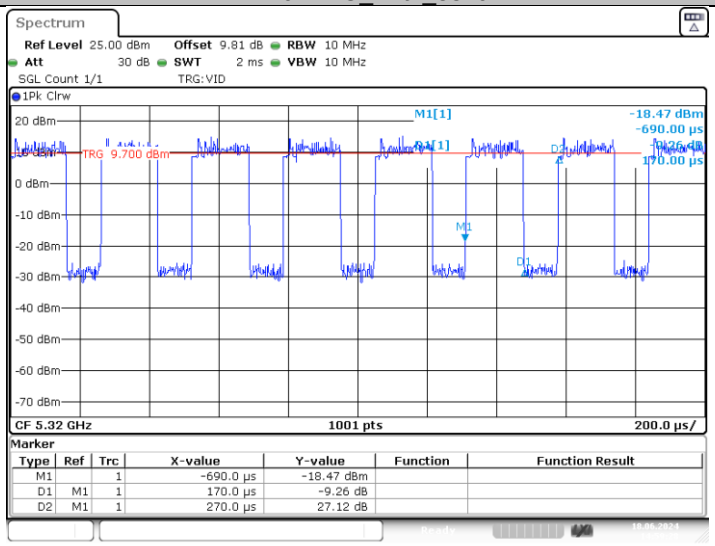

11N20MIMO_Ant1_5500

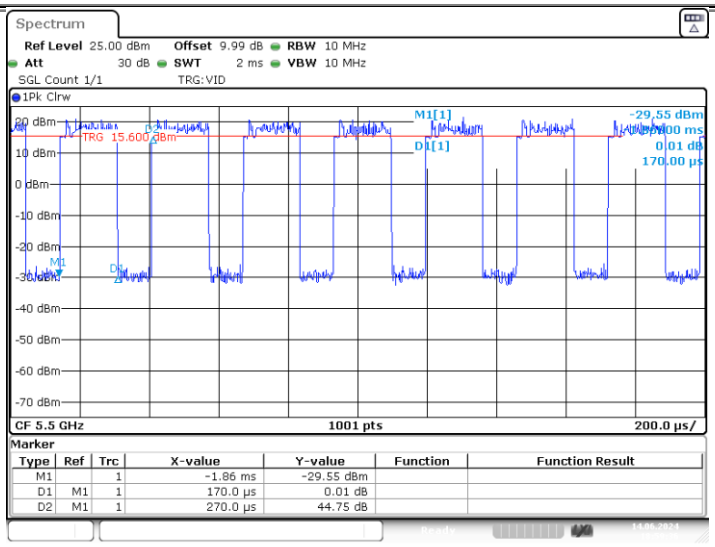

11N20MIMO_Ant2_5500

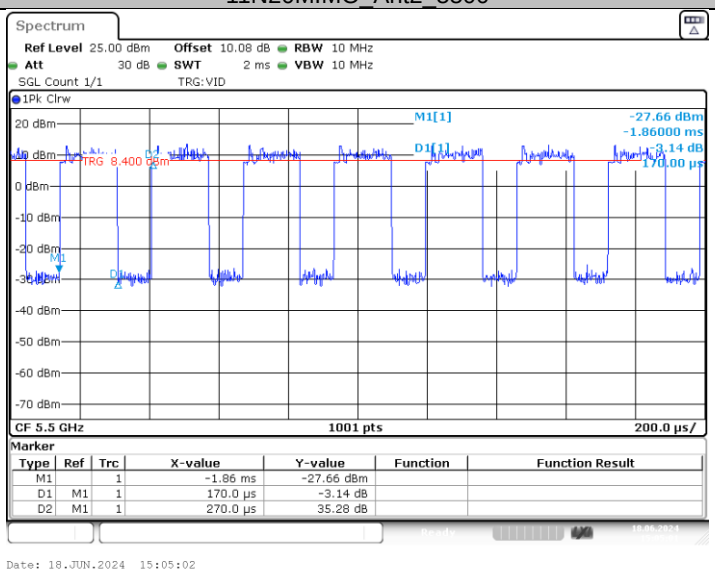

11N20MIMO_Ant1_5600

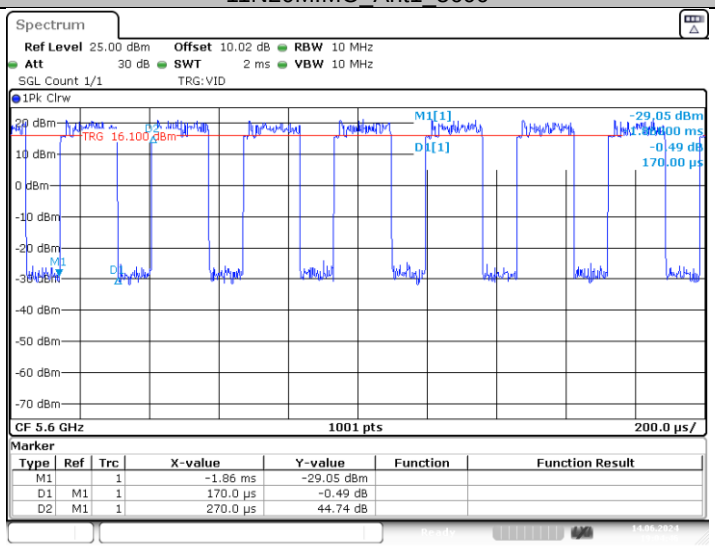

11N20MIMO_Ant2_5600

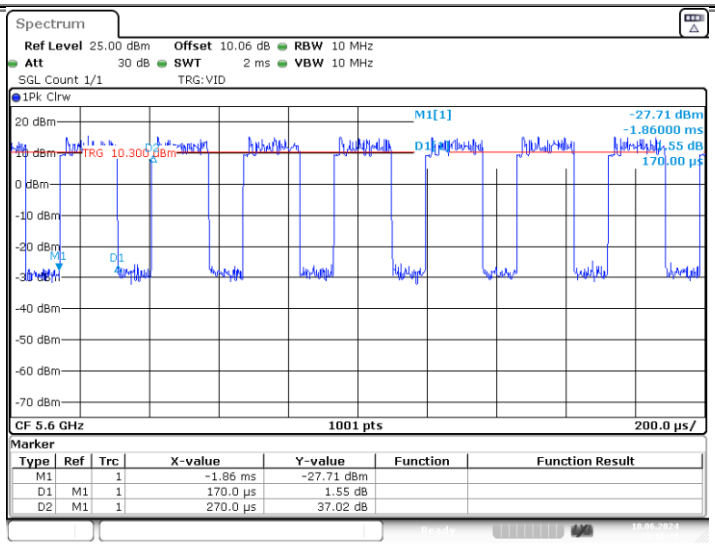

11N20MIMO_Ant1_5700

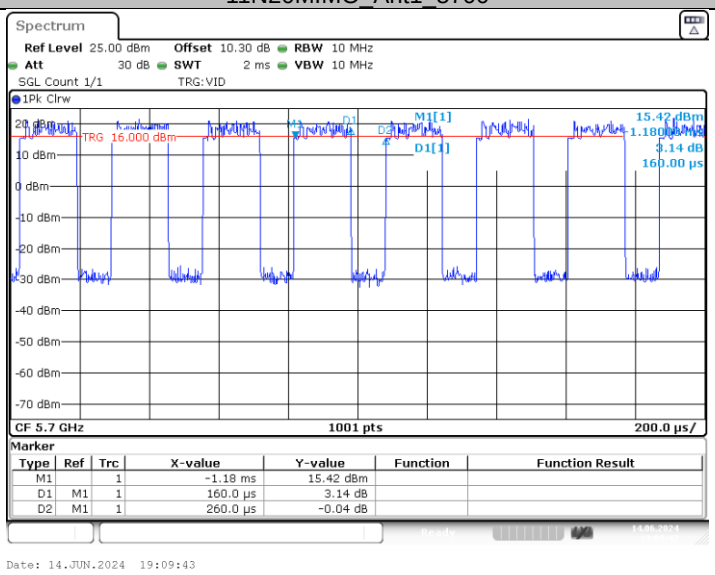

11N20MIMO_Ant2_5700

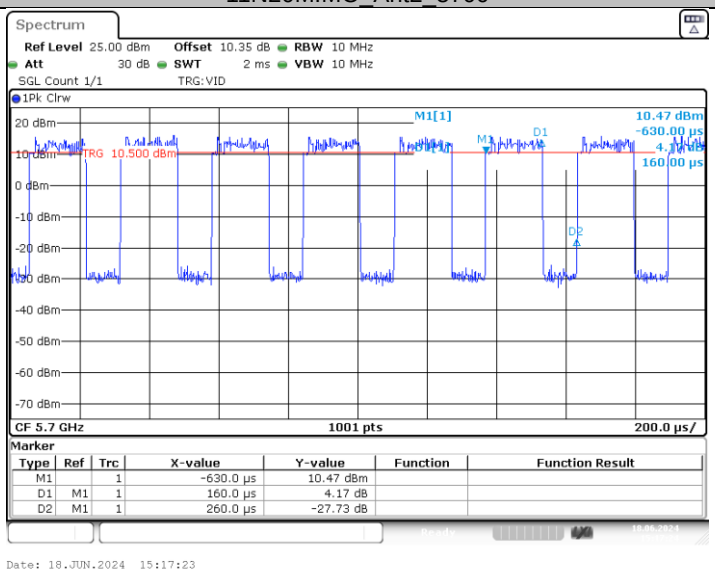

11N20MIMO_Ant1_5745

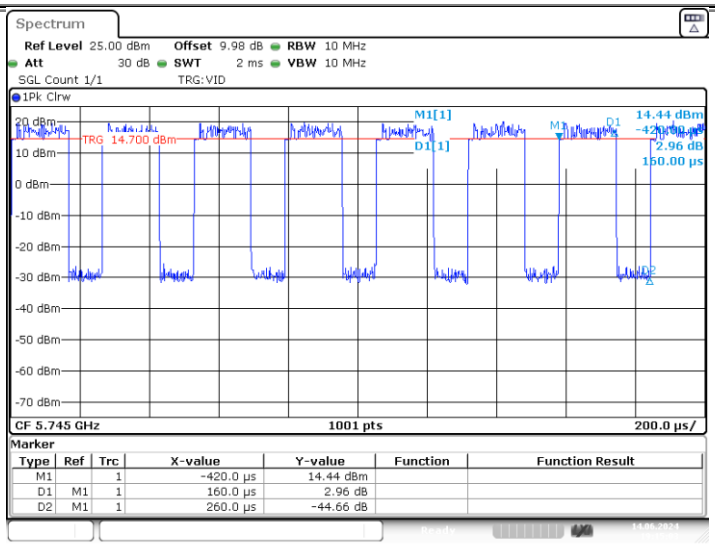

11N20MIMO_Ant2_5745

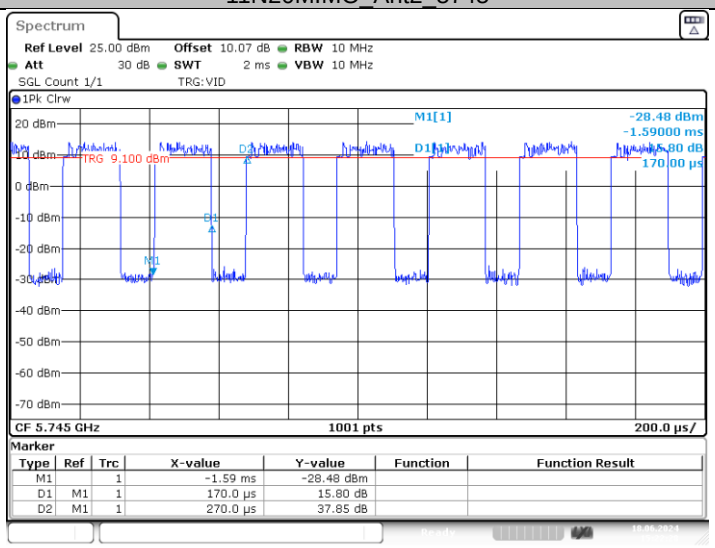

11N20MIMO_Ant1_5785

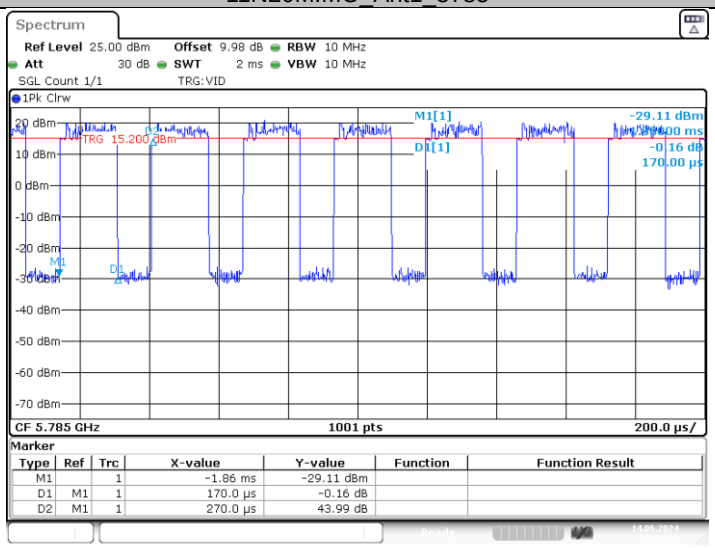

11N20MIMO_Ant2_5785

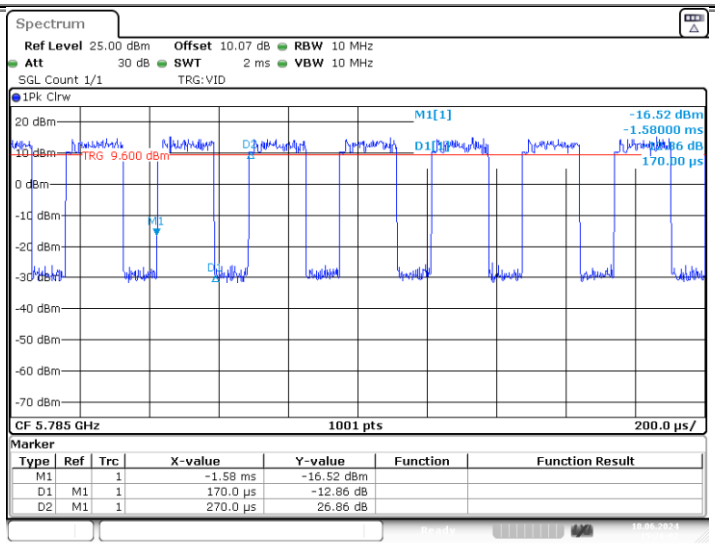

11N20MIMO_Ant1_5825

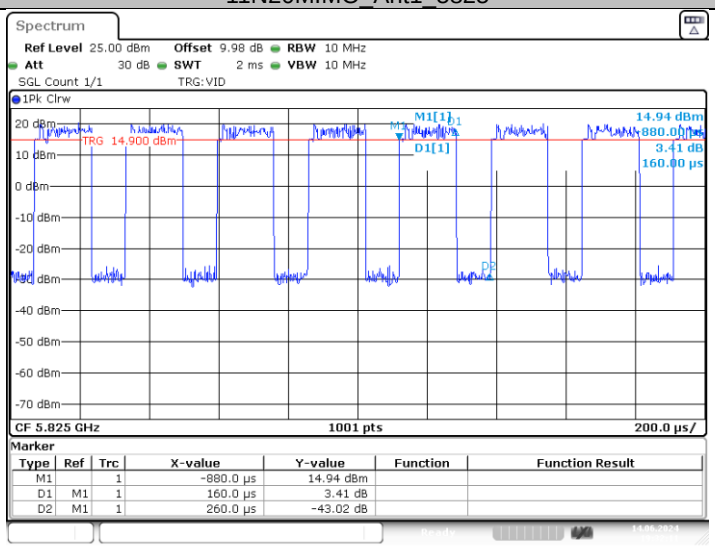

11N20MIMO_Ant2_5825

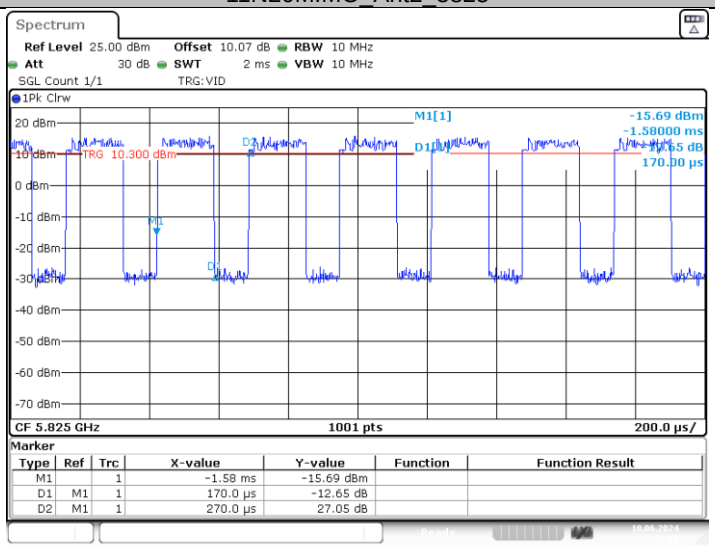

11N40MIMO_Ant1_5190

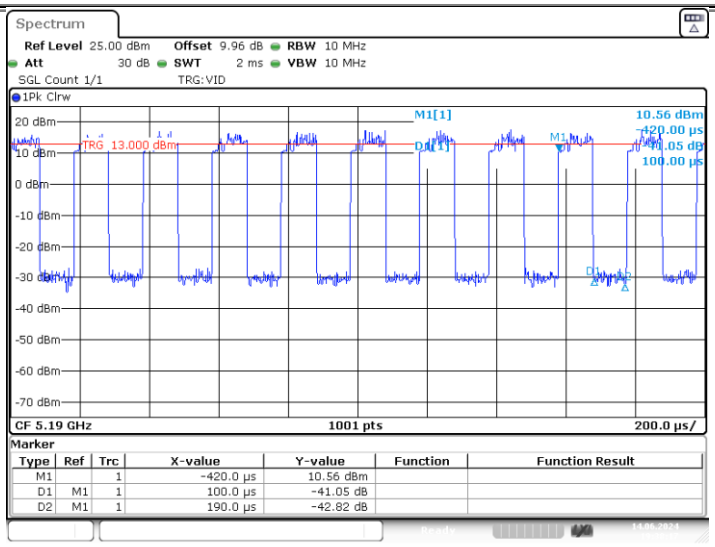

11N40MIMO_Ant2_5190

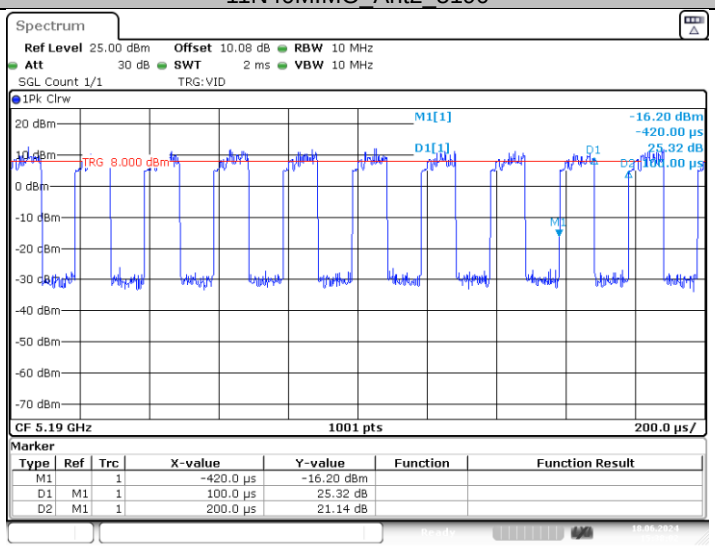

11N40MIMO_Ant1_5230

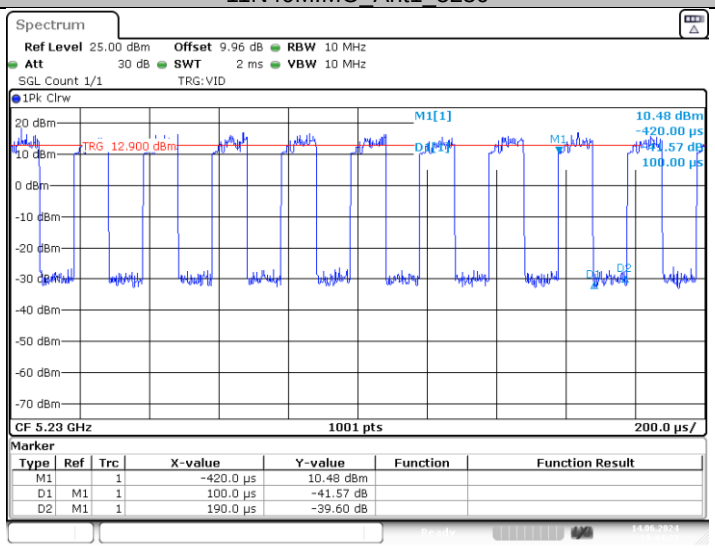

11N40MIMO_Ant2_5230

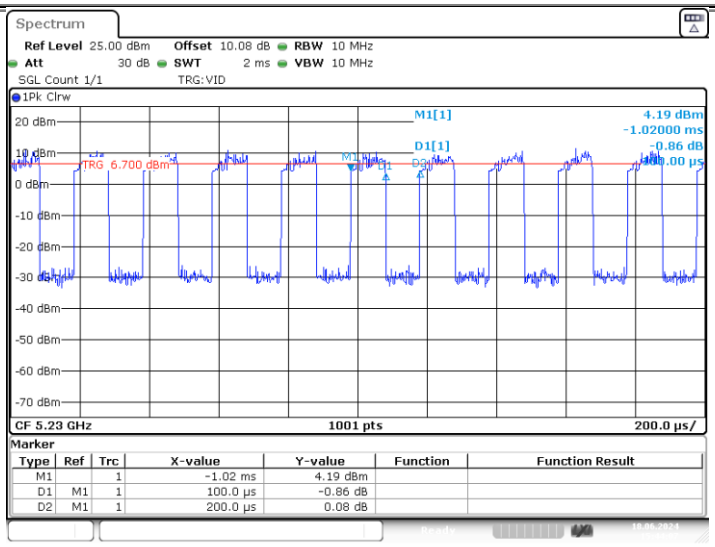

11N40MIMO_Ant1_5270

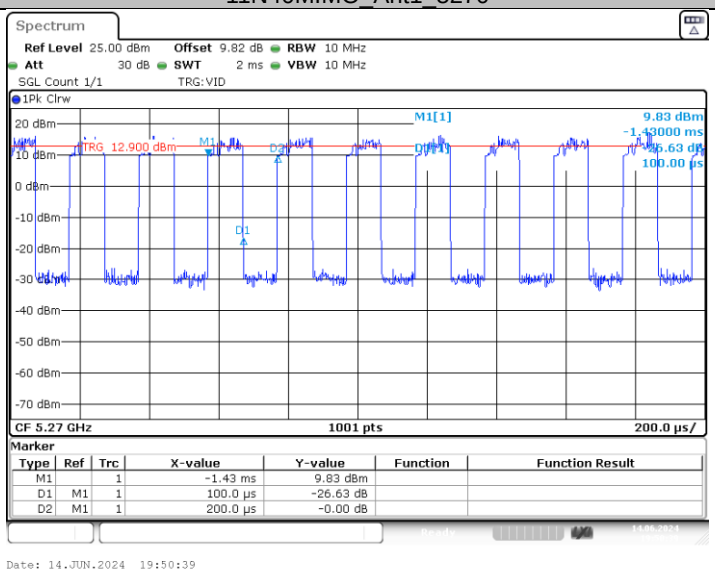

11N40MIMO_Ant2_5270

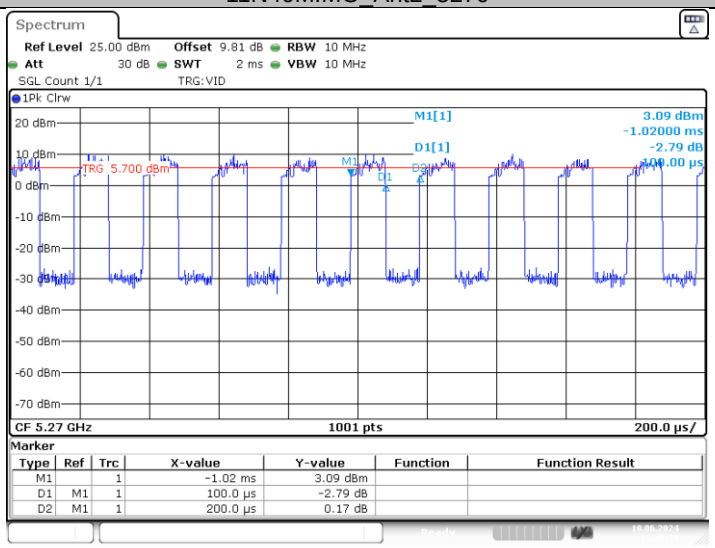

11N40MIMO_Ant1_5310