








10260506 1 3.85V
2200mAh 8.47Wh
+2024.5.30

APPENDIX A - AC POWER LINE CONDUCTED EMISSIONS

Test Mode	TX AC(VHT80) Mode Channel 155 (UNII-3)	Phase	Line

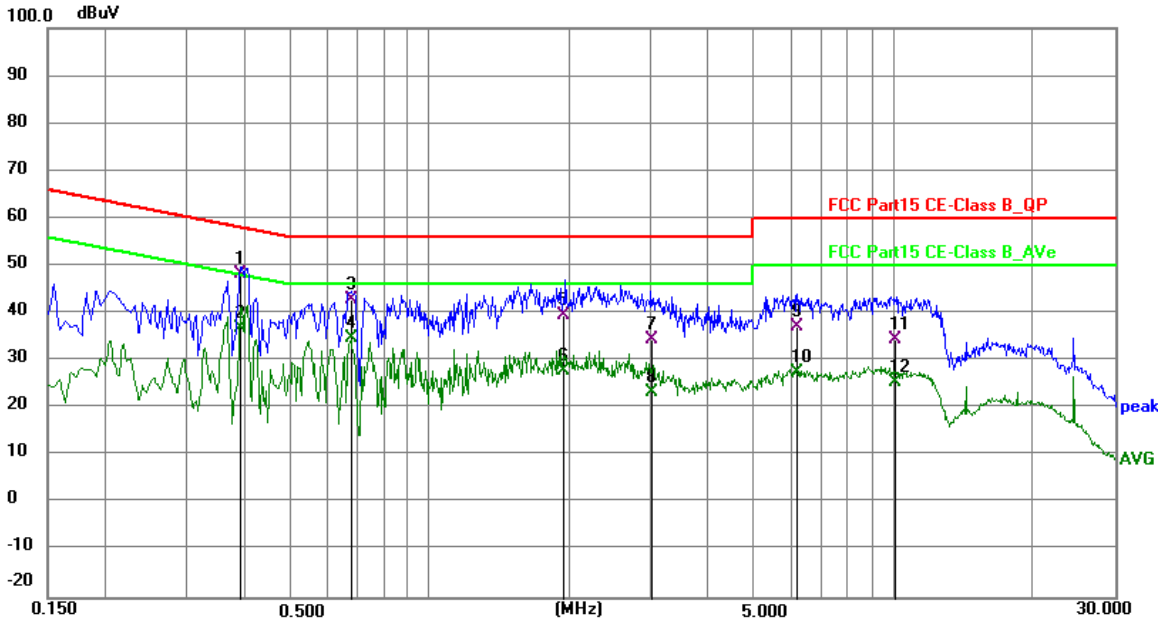

No.	Frequency (MHz)	Reading (dBuV)	Factor (dB)	Level (dBuV)	Limit (dBuV)	Margin (dB)	Detector	P/F	Remark
1 *	0.3891	38.57	9.63	48.20	58.08	-9.88	QP	P	
2	0.3891	27.18	9.63	36.81	48.08	-11.27	AVG	P	
3	0.6818	33.15	9.63	42.78	56.00	-13.22	QP	P	
4	0.6818	25.01	9.63	34.64	46.00	-11.36	AVG	P	
5	1.9536	30.01	9.65	39.66	56.00	-16.34	QP	P	
6	1.9536	18.08	9.65	27.73	46.00	-18.27	AVG	P	
7	3.0234	24.90	9.67	34.57	56.00	-21.43	QP	P	
8	3.0234	13.58	9.67	23.25	46.00	-22.75	AVG	P	
9	6.2027	27.51	9.69	37.20	60.00	-22.80	QP	P	
10	6.2027	17.75	9.69	27.44	50.00	-22.56	AVG	P	
11	10.1369	24.83	9.72	34.55	60.00	-25.45	QP	P	
12	10.1369	15.64	9.72	25.36	50.00	-24.64	AVG	P	

REMARKS:
(1) Measurement Value = Reading Level + Correct Factor.
(2) Margin Level = Measurement Value - Limit Value.
(3) The test result has included the cable loss.

Test Mode	TX AC(VHT80) Mode Channel 155 (UNII-3)	Phase	Neutral

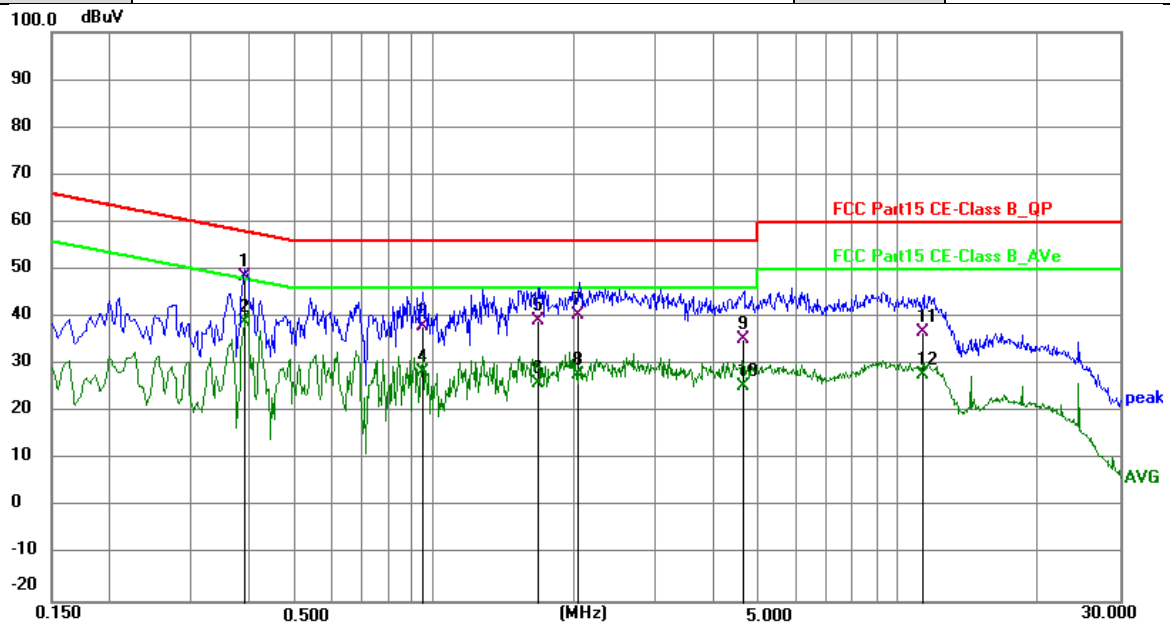

No.	Frequency (MHz)	Reading (dBuV)	Factor (dB)	Level (dBuV)	Limit (dBuV)	Margin (dB)	Detector	P/F	Remark
1	0.3893	38.89	9.62	48.51	58.08	-9.57	QP	P	
2 *	0.3893	29.29	9.62	38.91	48.08	-9.17	AVG	P	
3	0.9474	28.55	9.64	38.19	56.00	-17.81	QP	P	
4	0.9474	18.71	9.64	28.35	46.00	-17.65	AVG	P	
5	1.6758	29.63	9.65	39.28	56.00	-16.72	QP	P	
6	1.6758	16.53	9.65	26.18	46.00	-19.82	AVG	P	
7	2.0402	30.68	9.65	40.33	56.00	-15.67	QP	P	
8	2.0402	18.16	9.65	27.81	46.00	-18.19	AVG	P	
9	4.6611	25.77	9.67	35.44	56.00	-20.56	QP	P	
10	4.6611	15.88	9.67	25.55	46.00	-20.45	AVG	P	
11	11.3039	27.16	9.74	36.90	60.00	-23.10	QP	P	
12	11.3039	18.22	9.74	27.96	50.00	-22.04	AVG	P	

REMARKS:
(1) Measurement Value = Reading Level + Correct Factor.
(2) Margin Level = Measurement Value - Limit Value.
(3) The test result has included the cable loss.

APPENDIX B - RADIATED EMISSION - 9 KHZ TO 30 MHZ

The low frequency, which started from 9 kHz to 30MHz, was pre-scanned and the result which was 20dB lower than the limit line was not reported.

There is a comparison data of both open-field test site and semi-Anechoic chamber, and the result came out very similar.

APPENDIX C - RADIATED EMISSION - 30 MHZ TO 1000 MHZ

Test Mode	TX AC(VHT80) Mode Channel 155 (UNII-3)	Polarization	Vertical

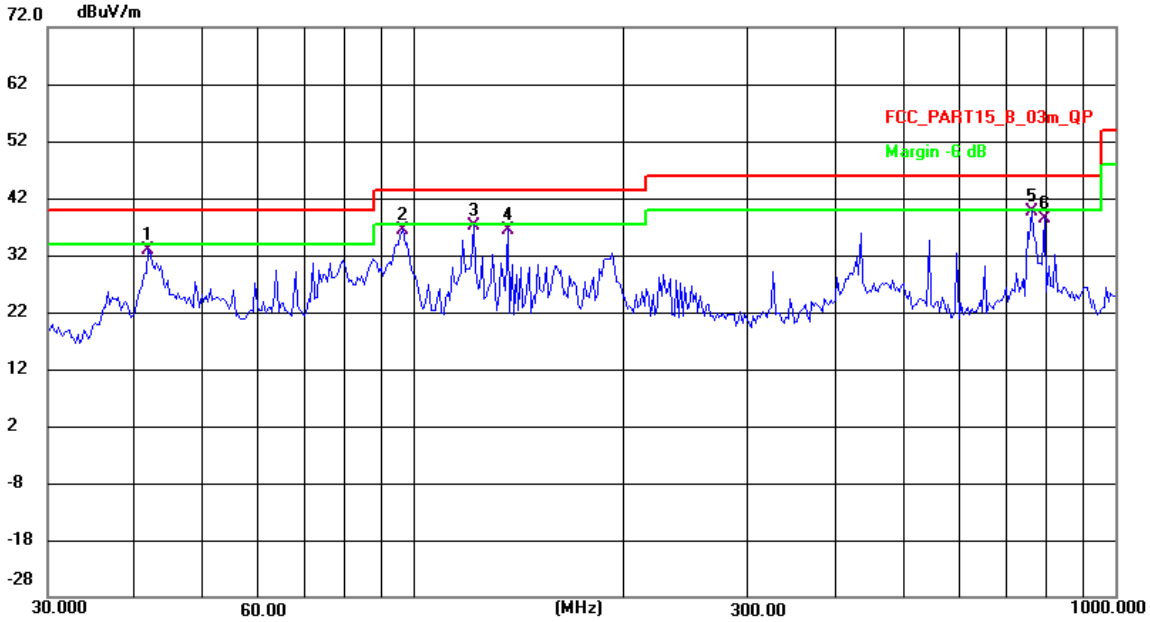

No.	Frequency (MHz)	Reading (dBuV)	Factor (dB/m)	Level (dBuV/m)	Limit (dBuV/m)	Margin (dB)	Detector	Height (cm)	Azimuth (deg.)	P/F	Remark
1	41.7406	55.09	-22.12	32.97	40.00	-7.03	QP	199	170	P	
2	96.3230	61.52	-25.18	36.34	43.50	-7.16	QP	100	54	P	
3 *	121.4623	59.78	-22.67	37.11	43.50	-6.39	QP	208	90	P	
4	135.9163	58.28	-21.81	36.47	43.50	-7.03	QP	100	83	P	
5	760.2867	49.85	-10.24	39.61	46.00	-6.39	QP	199	347	P	
6	793.0281	48.43	-10.02	38.41	46.00	-7.59	QP	137	243	P	

REMARKS:
(1) Measurement Value = Reading Level + Correct Factor.
(2) Margin Level = Measurement Value - Limit Value.

Test Mode	TX AC(VHT80) Mode Channel 155 (UNII-3)	Polarization	Horizontal

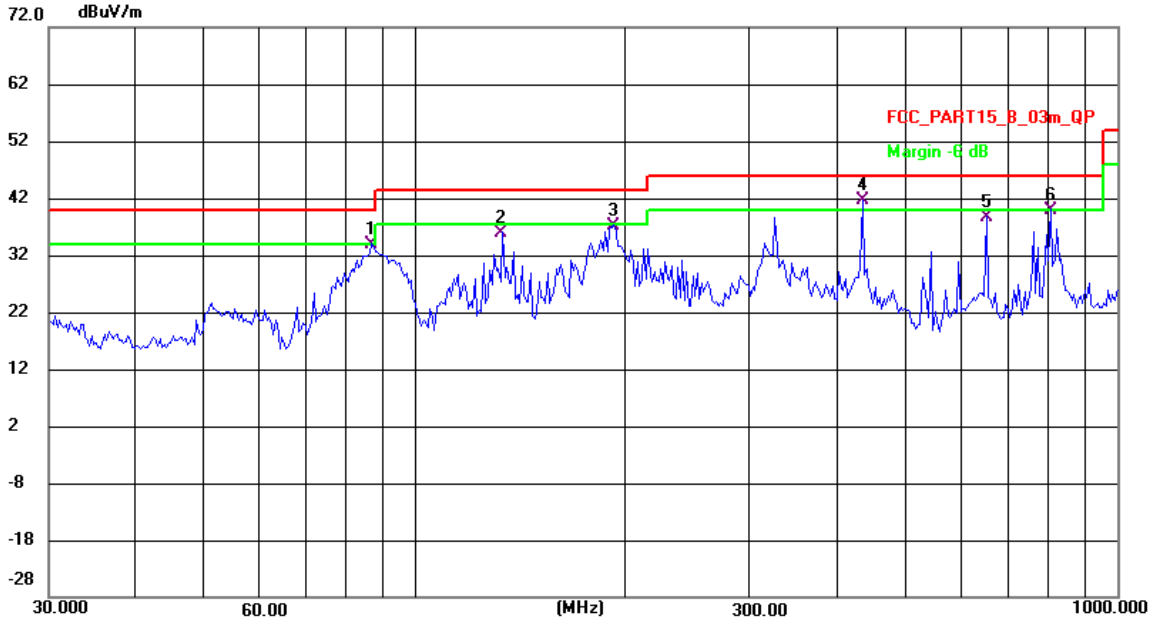

No.	Frequency (MHz)	Reading (dBuV)	Factor (dB/m)	Level (dBuV/m)	Limit (dBuV/m)	Margin (dB)	Detector	Height (cm)	Azimuth (deg.)	P/F	Remark
1	86.6867	59.71	-25.79	33.92	40.00	-6.08	QP	199	202	P	
2	133.0809	57.88	-21.93	35.95	43.50	-7.55	QP	216	56	P	
3	191.7841	61.08	-24.04	37.04	43.50	-6.46	QP	199	49	P	
4 *	433.3397	59.70	-18.19	41.51	46.00	-4.49	QP	100	241	P	
5	651.3831	51.37	-12.71	38.66	46.00	-7.34	QP	100	176	P	
6	804.2523	49.80	-9.82	39.98	46.00	-6.02	QP	181	11	P	

REMARKS:
(1) Measurement Value = Reading Level + Correct Factor.
(2) Margin Level = Measurement Value - Limit Value.

APPENDIX D - RADIATED EMISSION - ABOVE 1000 MHZ

Test Result of Band edges.

Note: Both antennas have been tested and only the worst data of antenna 1 is shown.

TestMode	Antenna	ChName	Freq(MHz)	Result[dBm]	Limit[dBm]	Verdict
11A	Ant1	Low	5180	-42.03	≤-27	PASS
		High	5320	-43.2	≤-27	PASS
		Low	5500	-39.49	≤-27	PASS
		High	5700	-33.41	≤-27	PASS
11N20	Ant1	Low	5180	-43.32	≤-27	PASS
	Ant1	High	5320	-39.34	≤-27	PASS
	Ant1	Low	5500	-40.59	≤-27	PASS
	Ant1	High	5700	-38.69	≤-27	PASS
11N40	Ant1	Low	5190	-42.16	≤-27	PASS
	Ant1	High	5310	-37.19	≤-27	PASS
	Ant1	Low	5510	-37.62	≤-27	PASS
	Ant1	High	5670	-41.67	≤-27	PASS
11AC2	Ant1	Low	5180	-44.15	≤-27	PASS
	Ant1	High	5320	-38.49	≤-27	PASS
	Ant1	Low	5500	-42.93	≤-27	PASS
	Ant1	High	5700	-43.58	≤-27	PASS
11AC40	Ant1	Low	5190	-44.28	≤-27	PASS
	Ant1	High	5310	-43.18	≤-27	PASS
	Ant1	Low	5510	-38.57	≤-27	PASS
	Ant1	High	5670	-43.35	≤-27	PASS
11AC80	Ant1	Low	5210	-43.97	≤-27	PASS
	Ant1	High	5290	-41.5	≤-27	PASS
	Ant1	Low	5530	-40.48	≤-27	PASS
	Ant1	High	5610	-43.99	≤-27	PASS
11AX20	Ant1	Low	5180	-44.32	≤-27	PASS
	Ant1	High	5320	-37.91	≤-27	PASS
	Ant1	Low	5500	-37.01	≤-27	PASS
	Ant1	High	5700	-37.94	≤-27	PASS
11AX40	Ant1	Low	5190	-43.8	≤-27	PASS
	Ant1	High	5310	-43.37	≤-27	PASS
	Ant1	Low	5510	-42.06	≤-27	PASS
	Ant1	High	5670	-42.86	≤-27	PASS
11AX80	Ant1	Low	5210	-44.14	≤-27	PASS
	Ant1	High	5290	-29.56	≤-27	PASS
	Ant1	Low	5530	-36.89	≤-27	PASS
	Ant1	High	5610	-42.51	≤-27	PASS

TestMode	Antenna	ChName	Freq(MHz)	FreqRange [MHz]	Result [dBm]	Limit [dBm]	Verdict
11A	Ant1	Low	5745	5650~5700	-38.9	≤8.15	PASS
				5700~5720	-28.28	≤15.27	PASS
				5720~5725	-23.41	≤21.30	PASS
				5760~5650	-44.77	≤-27	PASS
		High	5825	5850~5855	-34.62	≤21.15	PASS
				5855~5875	-40.42	≤10.32	PASS
				5875~5925	-43.58	≤-19.08	PASS
				5925~5935	-44.52	≤-27	PASS
11N20	Ant1	Low	5745	5650~5700	-43.78	≤7.78	PASS
				5700~5720	-38.6	≤14.20	PASS
				5720~5725	-37.32	≤22.06	PASS
				5760~5650	-44.57	≤-27	PASS
	Ant1	High	5825	5850~5855	-41.2	≤18.92	PASS
				5855~5875	-42.53	≤10.87	PASS
				5875~5925	-43.51	≤-18.51	PASS
				5925~5935	-45.13	≤-27	PASS
				5925~5935	-44.5	≤-27	PASS
11N40	Ant1	Low	5755	5650~5700	-40.83	≤8.10	PASS
				5700~5720	-34.07	≤15.25	PASS

				5720~5725	-34.4	≤23.93	PASS
				5780~5650	-43.78	≤-27	PASS
	Ant1	High	5795	5850~5855	-43.2	≤24.57	PASS
				5855~5875	-43.09	≤14.86	PASS
				5875~5925	-43.62	≤-17.81	PASS
				5925~5935	-45.26	≤-27	PASS
11AC20	Ant1	Low	5745	5650~5700	-43.03	≤7.90	PASS
				5700~5720	-44.4	≤13.36	PASS
				5720~5725	-45.46	≤24.72	PASS
				5760~5650	-44.77	≤-27	PASS
	Ant1	High	5825	5850~5855	-44.23	≤22.49	PASS
				5855~5875	-44.6	≤11.58	PASS
				5875~5925	-43.07	≤-22.99	PASS
				5925~5935	-44.9	≤-27	PASS
11AC40	Ant1	Low	5755	5650~5700	-43.74	≤-13.18	PASS
				5700~5720	-39.13	≤15.25	PASS
				5720~5725	-39.5	≤23.93	PASS
				5780~5650	-44.73	≤-27	PASS
	Ant1	High	5795	5850~5855	-44.58	≤24.03	PASS
				5855~5875	-44.21	≤15.26	PASS
				5875~5925	-44.17	≤-18.17	PASS
				5925~5935	-45.18	≤-27	PASS
11AC80	Ant1	Low	5775	5650~5700	-44.56	≤0.05	PASS
				5700~5720	-44.73	≤12.09	PASS
				5720~5725	-44.58	≤21.81	PASS
				5800~5650	-45.03	≤-27	PASS
		High	5775	5850~5855	-44.79	≤24.18	PASS
				5855~5875	-43.86	≤13.78	PASS
				5875~5925	-43.25	≤-11.96	PASS
				5925~5935	-45.37	≤-27	PASS
11AX20	Ant1	Low	5745	5650~5700	-41.04	≤10.00	PASS
				5700~5720	-35.53	≤14.71	PASS
				5720~5725	-33.4	≤25.48	PASS
				5760~5650	-44.49	≤-27	PASS
	Ant1	High	5825	5850~5855	-41.73	≤22.04	PASS
				5855~5875	-43.24	≤10.60	PASS
				5875~5925	-43.9	≤-15.75	PASS
				5925~5935	-45.04	≤-27	PASS
11AX40	Ant1	Low	5755	5650~5700	-43.98	≤-15.79	PASS
				5700~5720	-44.25	≤10.16	PASS
				5720~5725	-44.8	≤26.16	PASS
				5780~5650	-45.28	≤-27	PASS
	Ant1	High	5795	5850~5855	-44.69	≤26.75	PASS
				5855~5875	-44.42	≤15.59	PASS
				5875~5925	-43.79	≤0.77	PASS
				5925~5935	-45.07	≤-27	PASS
11AX80	Ant1	Low	5775	5650~5700	-42.28	≤4.38	PASS
				5700~5720	-40.18	≤15.17	PASS
				5720~5725	-40.98	≤24.37	PASS
				5800~5650	-44.73	≤-27	PASS
		High	5775	5850~5855	-40.1	≤22.95	PASS
				5855~5875	-40.22	≤13.11	PASS
				5875~5925	-43.08	≤-25.06	PASS
				5925~5935	-44.71	≤-27	PASS

11A_Ant1_Low_5180

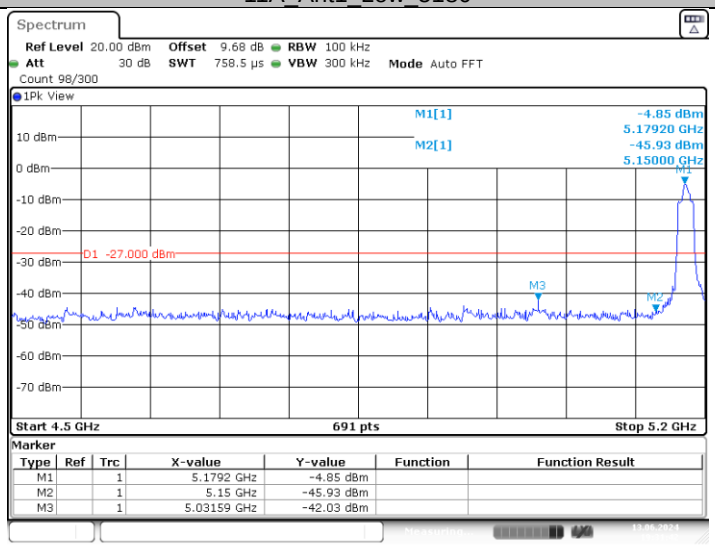

Date: 13.JUN.2024 19:31:42

11A_Ant1_High_5320

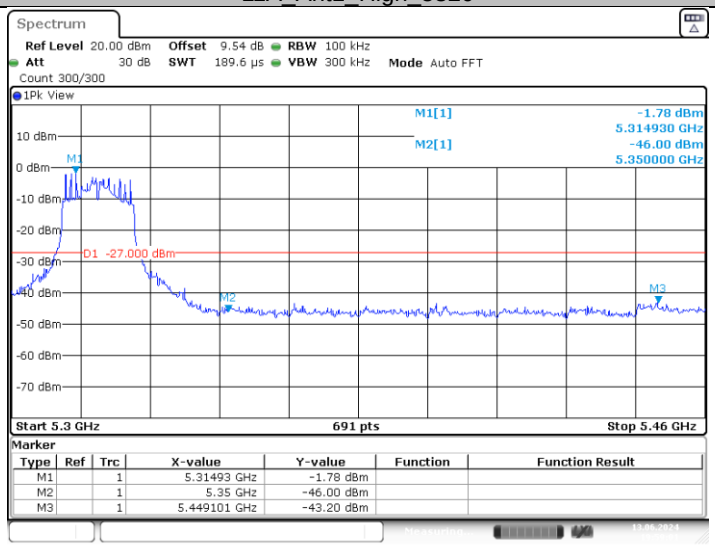

Date: 13.JUN.2024 19:59:01

11A_Ant1_Low_5500

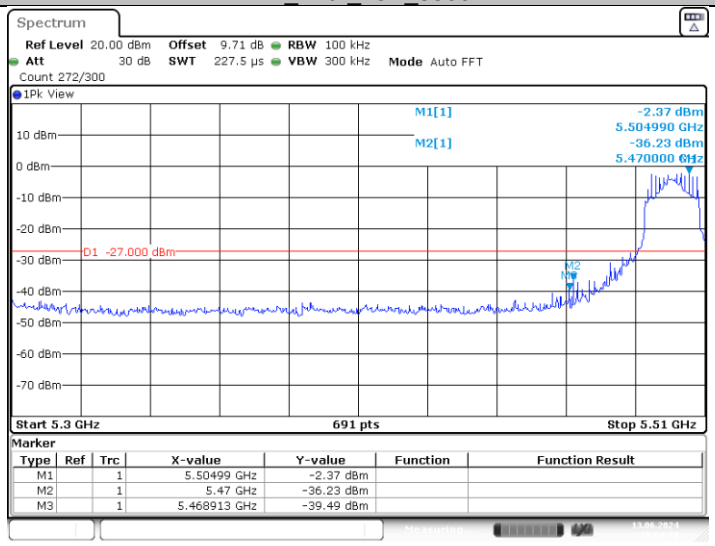

Date: 13.JUN.2024 20:09:28

11A_Ant1_High_5700

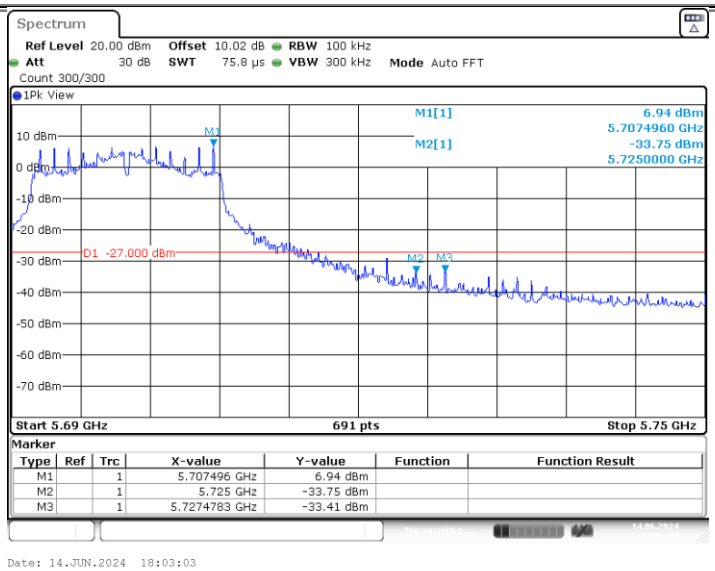

11N20MIMO_Ant1_Low_5180

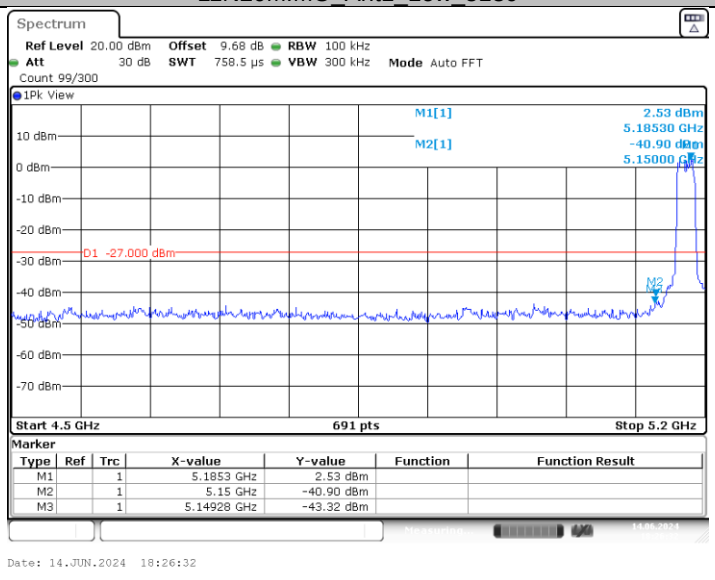

11N20MIMO_Ant1_High_5320

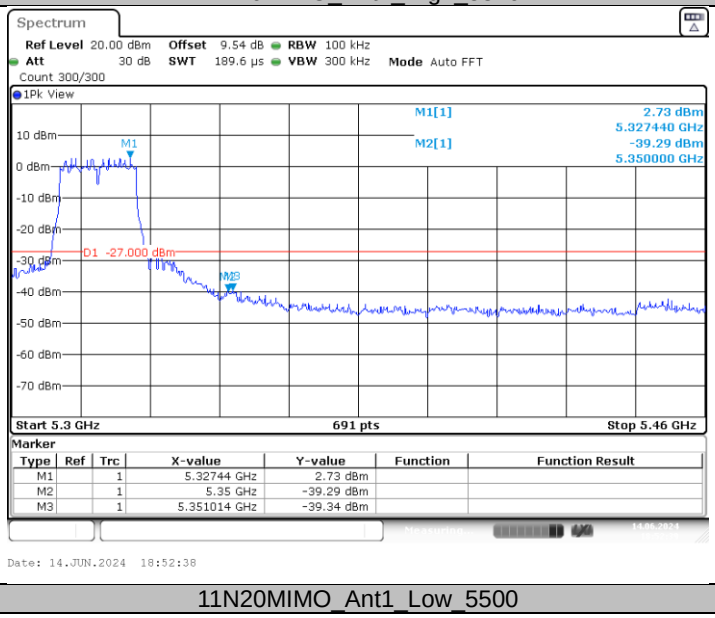

11N20MIMO_Ant1_Low_5500

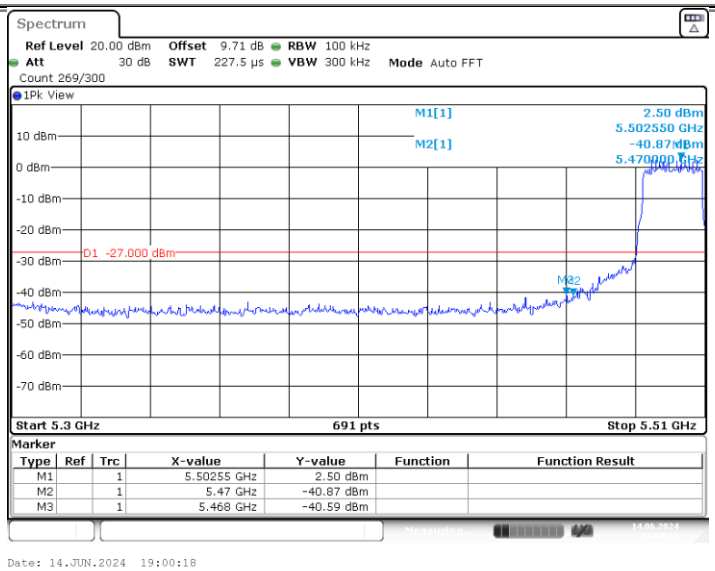

11N20MIMO_Ant1_High_5700

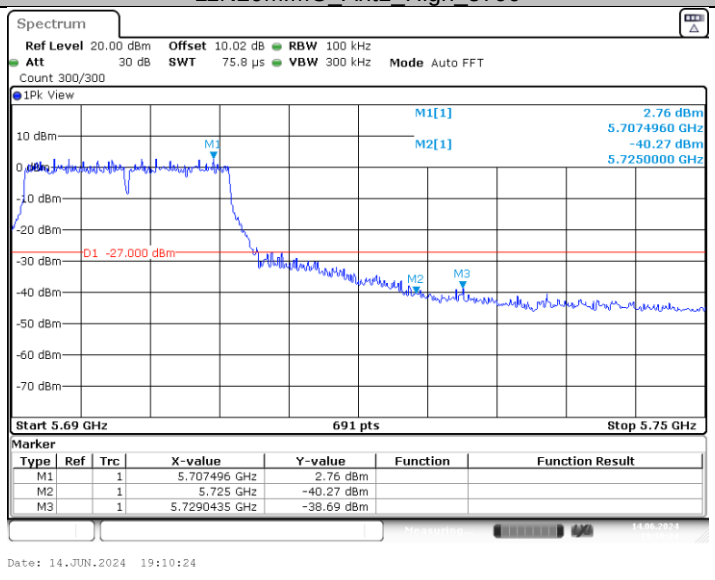

11N40MIMO_Ant1_Low_5190

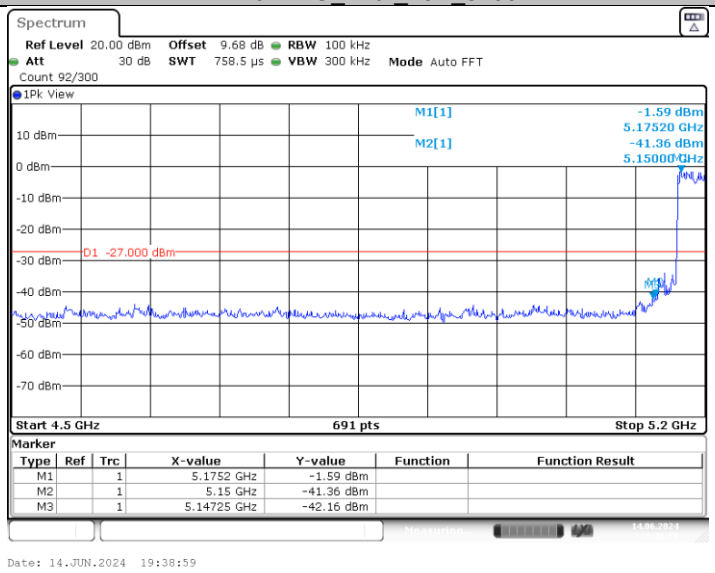

11N40MIMO_Ant1_High_5310

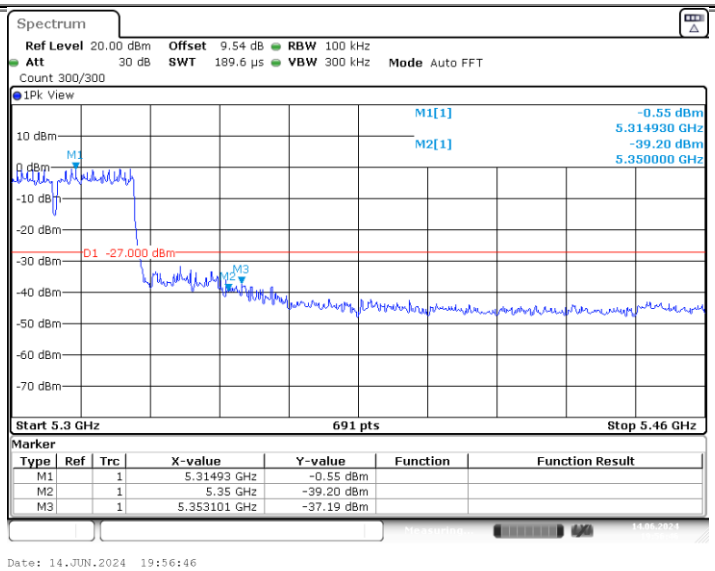

11N40MIMO_Ant1_Low_5510

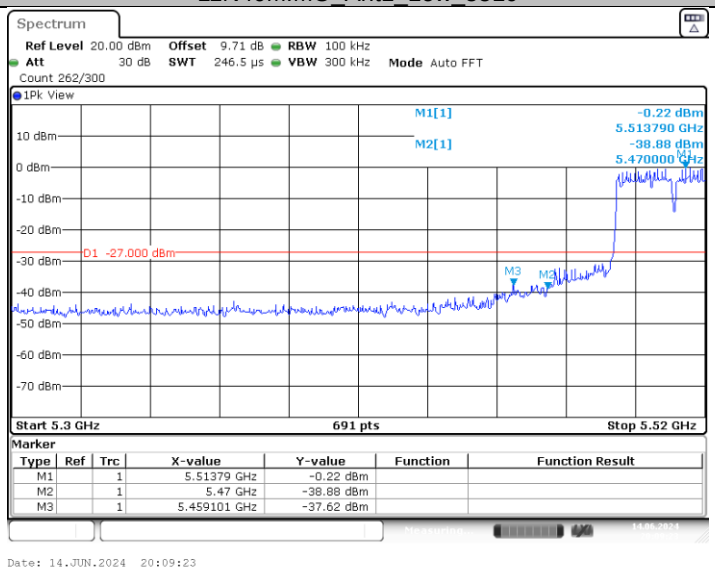

11N40MIMO_Ant1_High_5670

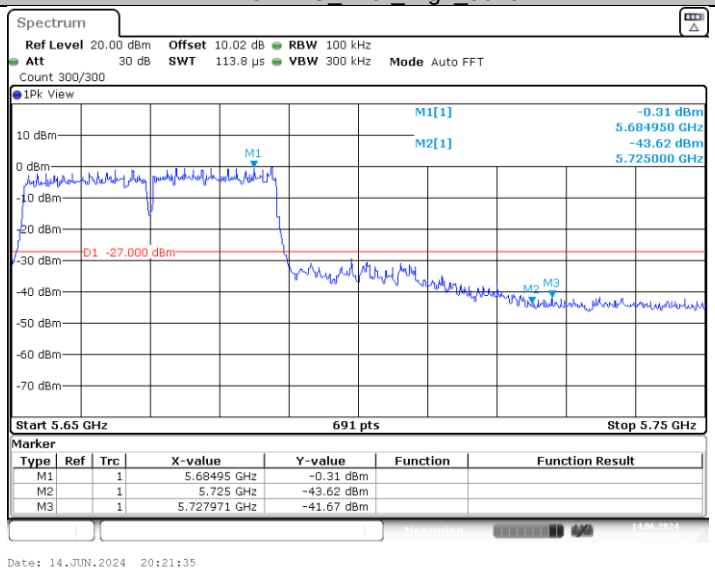

11AC20MIMO_Ant1_Low_5180

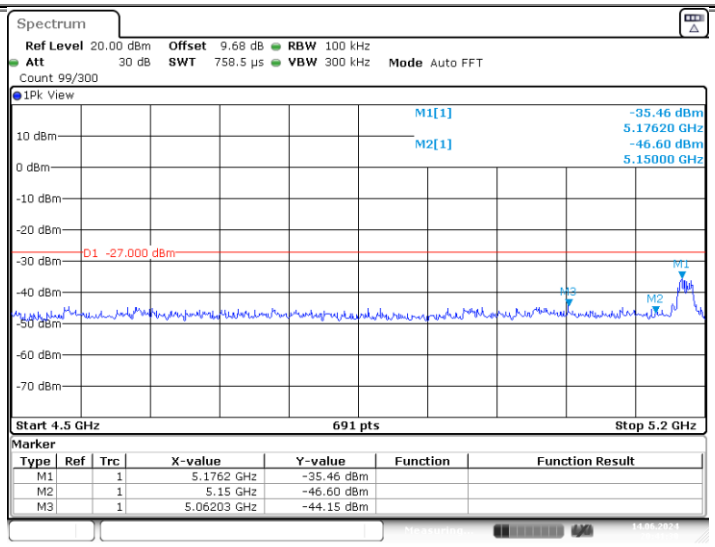

Date: 14.JUN.2024 20:41:30

11AC20MIMO_Ant1_High_5320

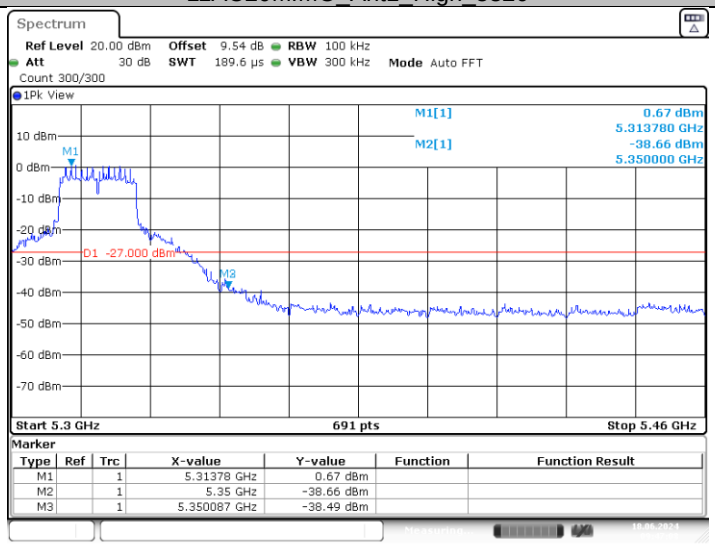

Date: 18.JUN.2024 09:47:08

11AC20MIMO_Ant1_Low_5500

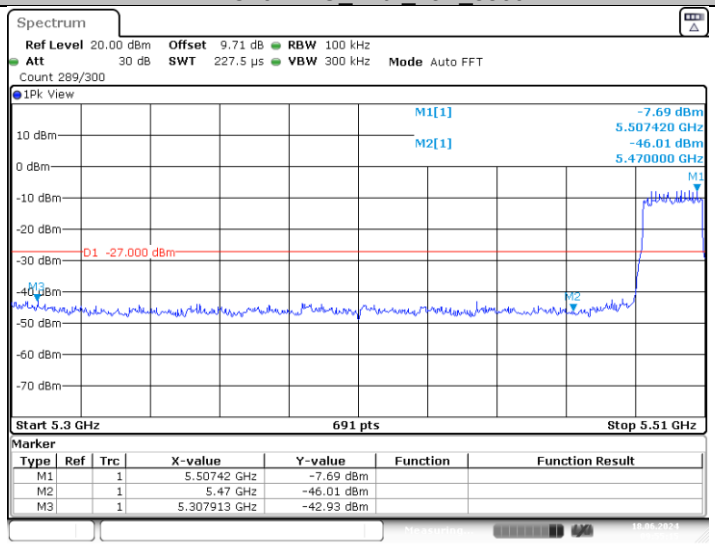

Date: 18.JUN.2024 09:55:15

11AC20MIMO_Ant1_High_5700

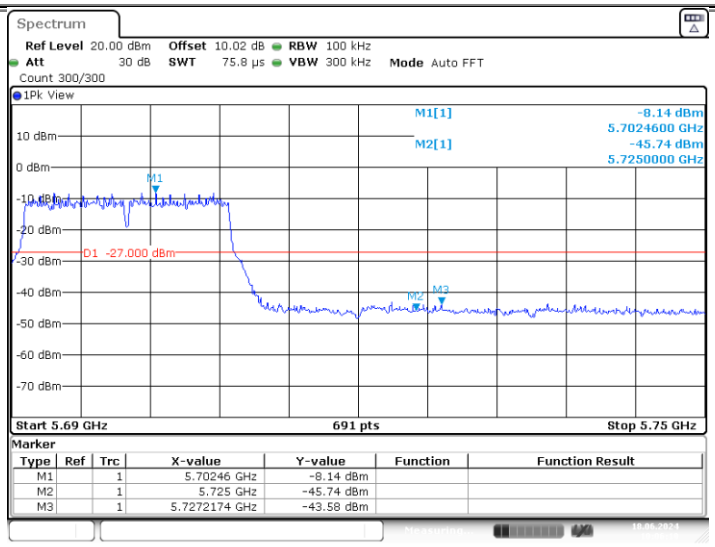

Date: 18.JUN.2024 10:06:11

11AC40MIMO_Ant1_Low_5190

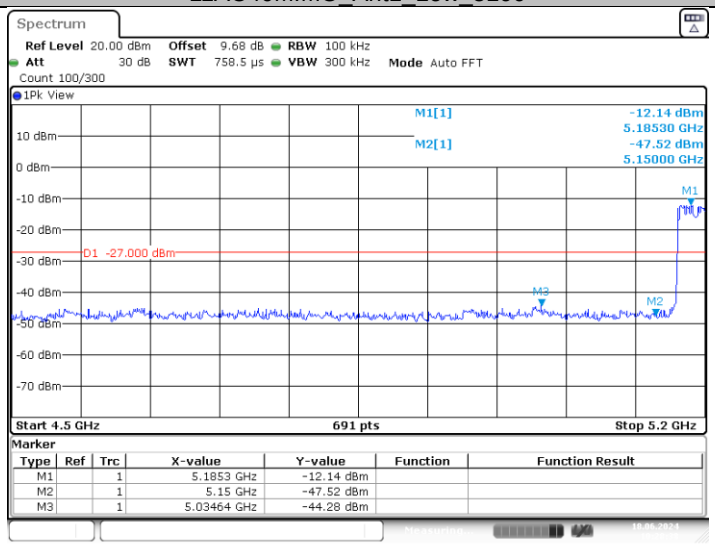

Date: 18.JUN.2024 10:28:38

11AC40MIMO_Ant1_High_5310

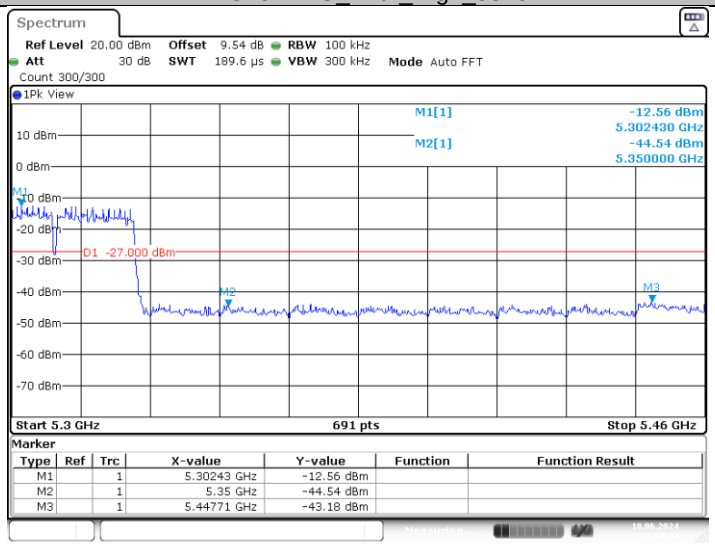

Date: 18.JUN.2024 10:43:34

11AC40MIMO_Ant1_Low_5510

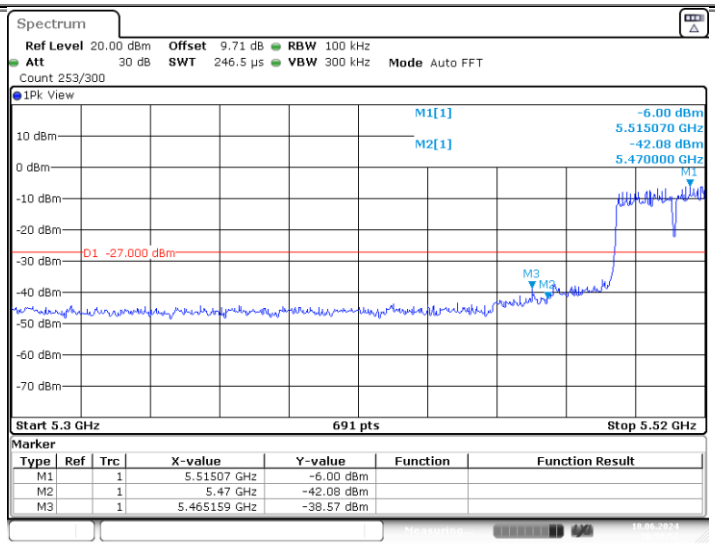

11AC40MIMO_Ant1_High_5670

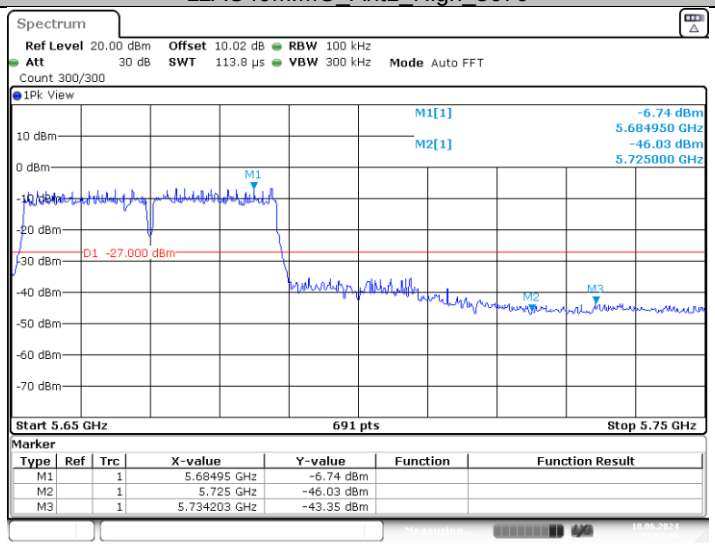

11AC80MIMO_Ant1_Low_5210

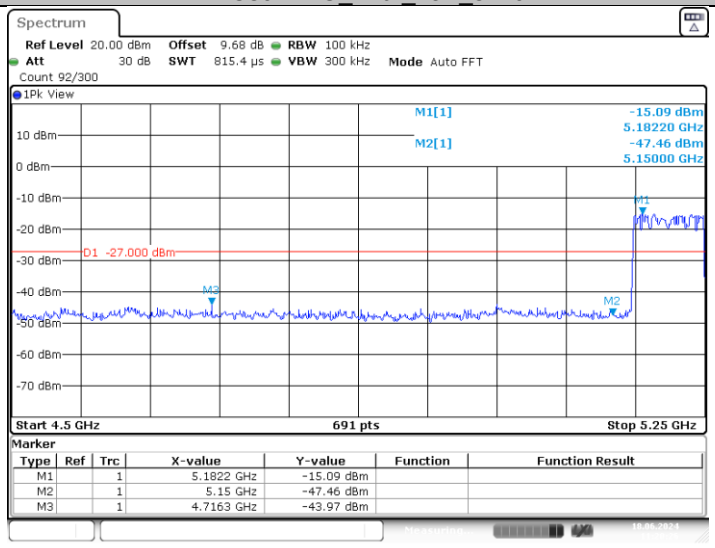

11AC80MIMO_Ant1_High_5290

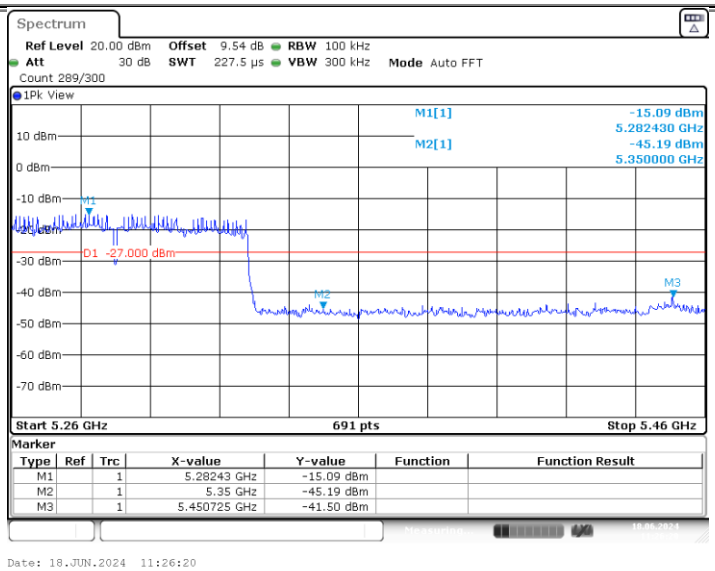

11AC80MIMO_Ant1_Low_5530

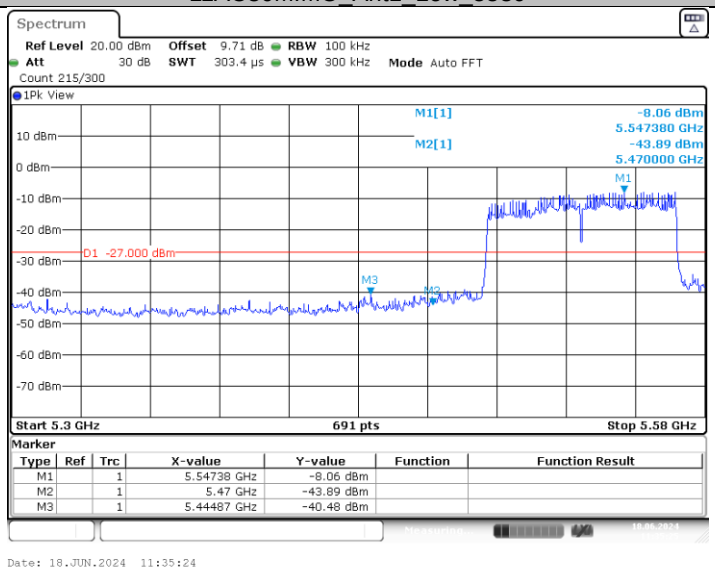

11AC80MIMO_Ant1_High_5610

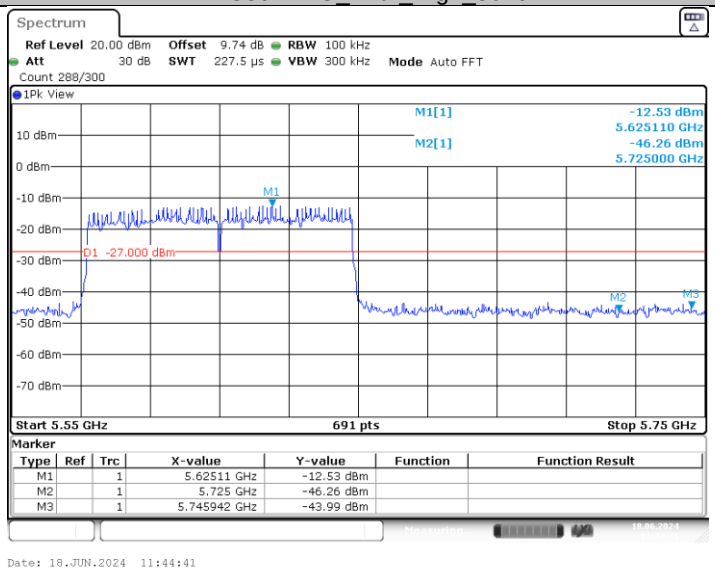

11AX20MIMO_Ant1_Low_5180

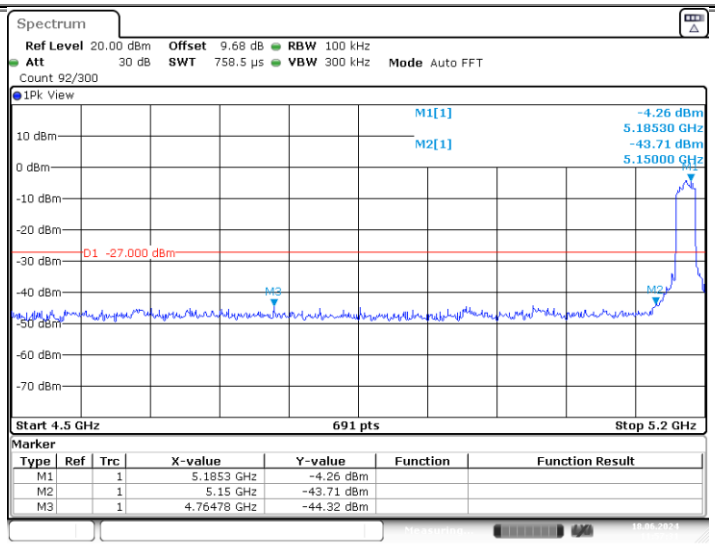

Date: 18.JUN.2024 11:57:31

11AX20MIMO_Ant1_High_5320

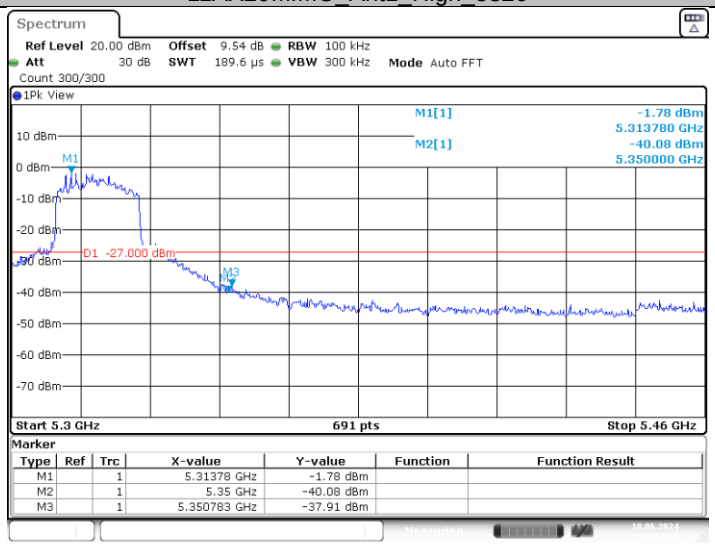

Date: 18.JUN.2024 12:23:57

11AX20MIMO_Ant1_Low_5500

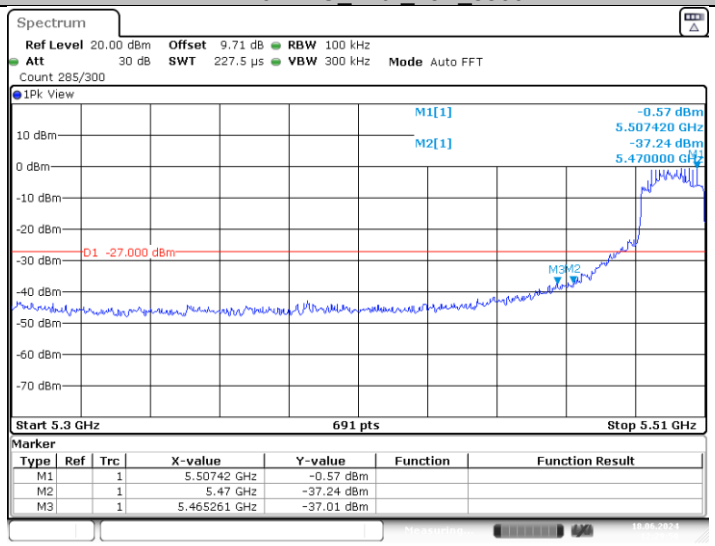

Date: 18.JUN.2024 12:29:50

11AX20MIMO_Ant1_High_5700

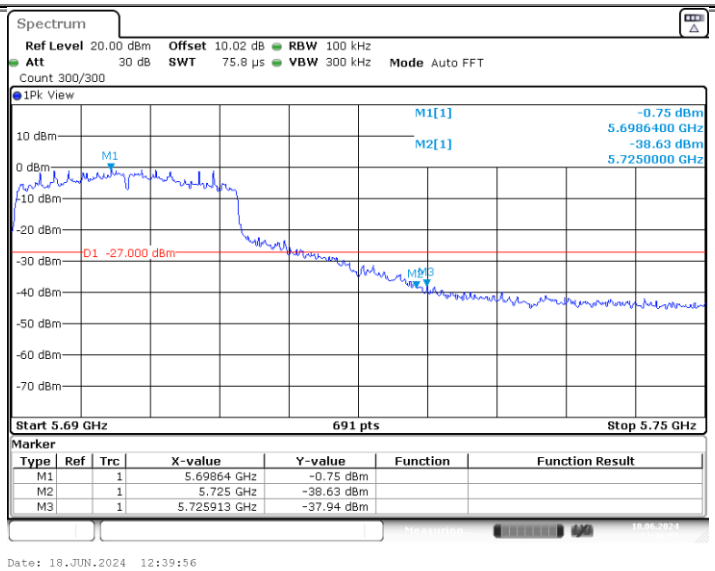

11AX40MIMO_Ant1_Low_5190

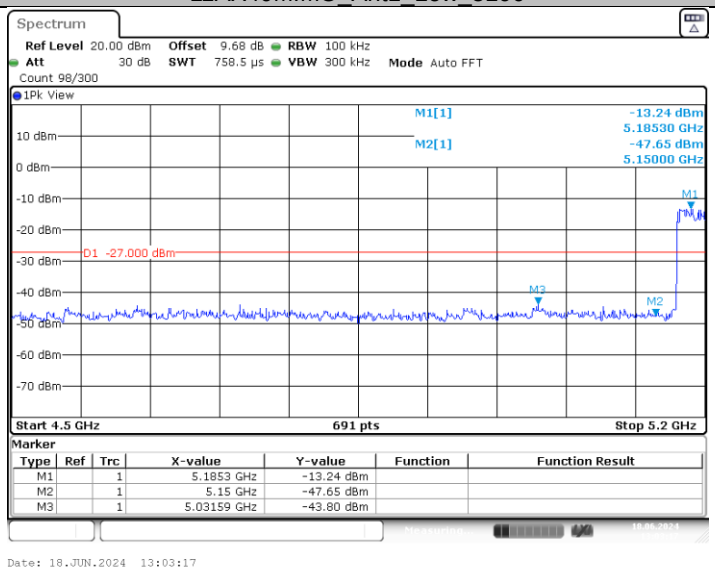

11AX40MIMO_Ant1_High_5310

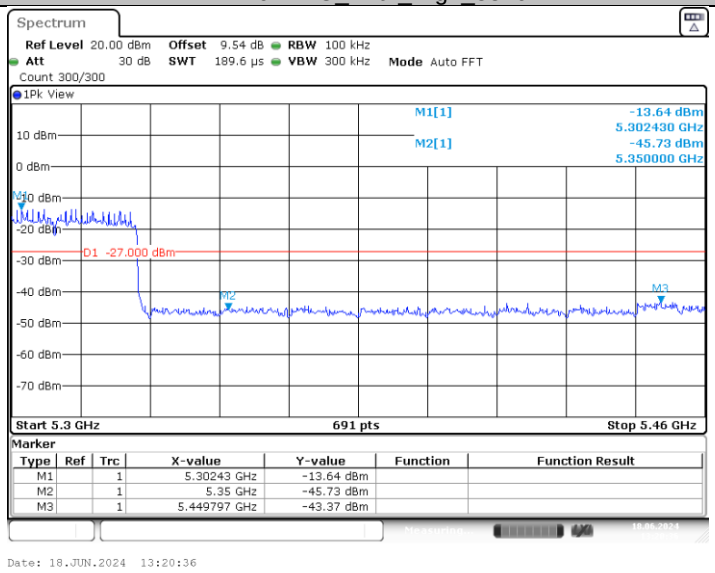

11AX40MIMO_Ant1_Low_5510

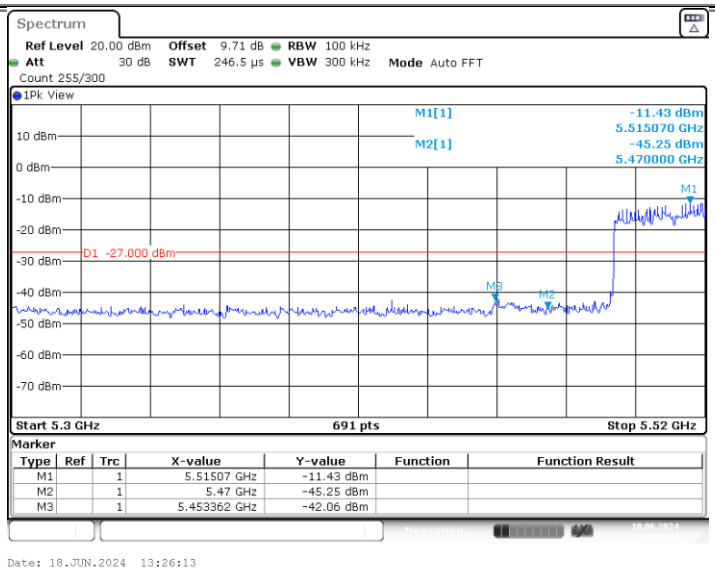

Date: 18.JUN.2024 13:26:13

11AX40MIMO_Ant1_High_5670

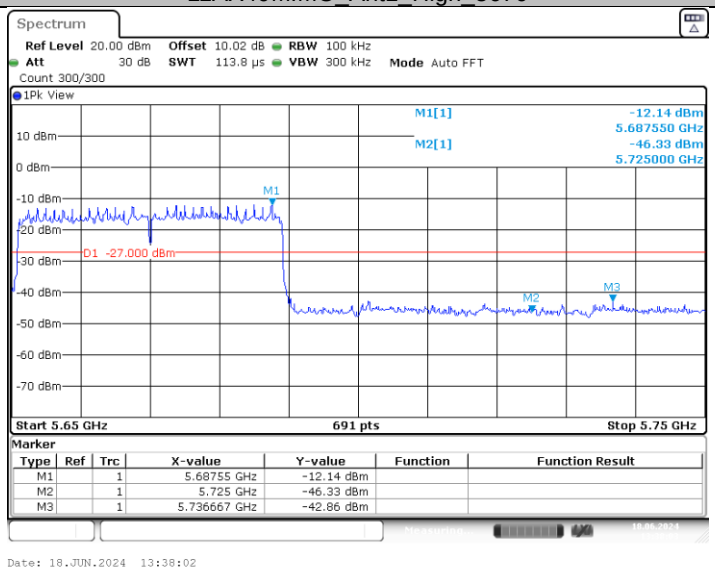

Date: 18.JUN.2024 13:38:02

11AX80MIMO_Ant1_Low_5210

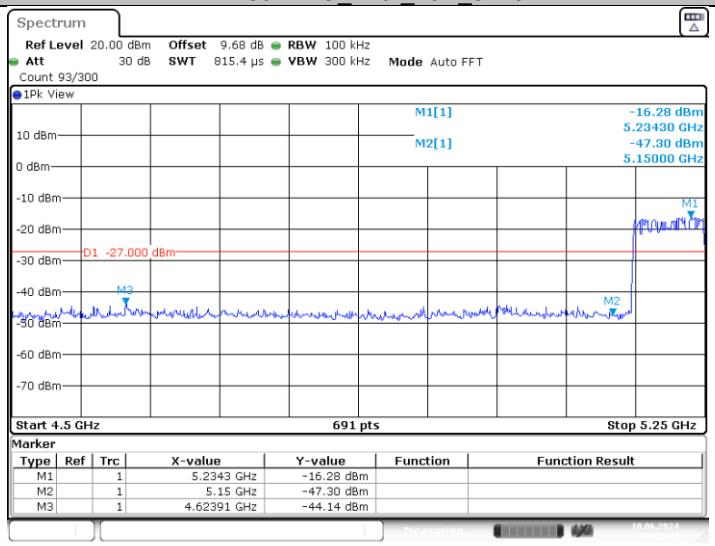

Date: 18.JUN.2024 13:58:17

11AX80MIMO_Ant1_High_5290

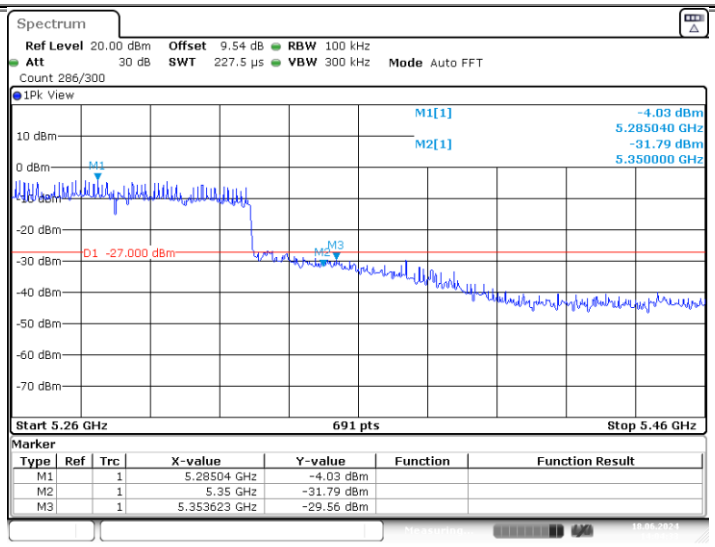

Date: 18.JUN.2024 14:04:32

11AX80MIMO_Ant1_Low_5530

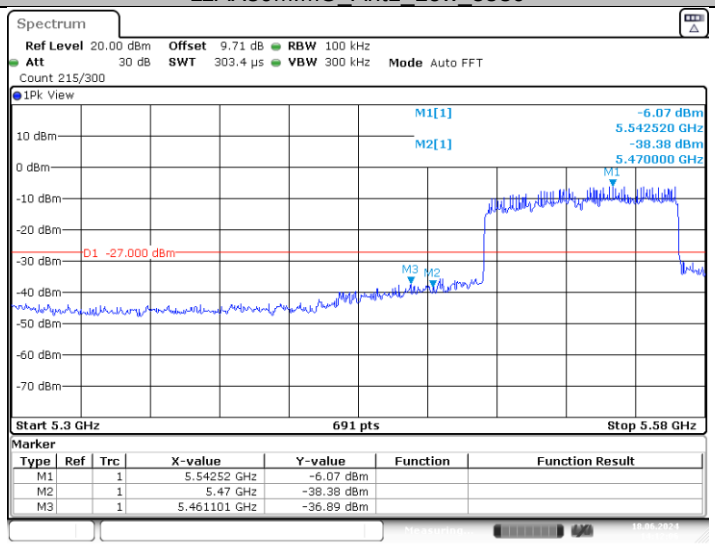

Date: 18.JUN.2024 14:12:06

11AX80MIMO_Ant1_High_5610

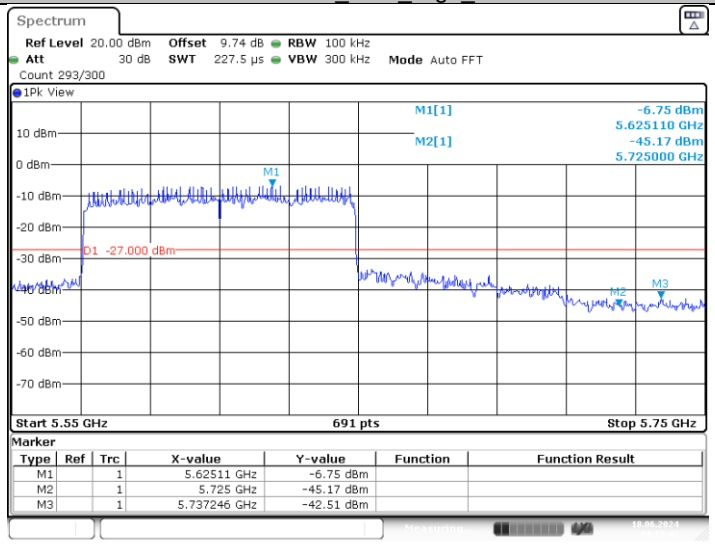

Date: 18.JUN.2024 14:17:42

11A_Ant1_Low_5745

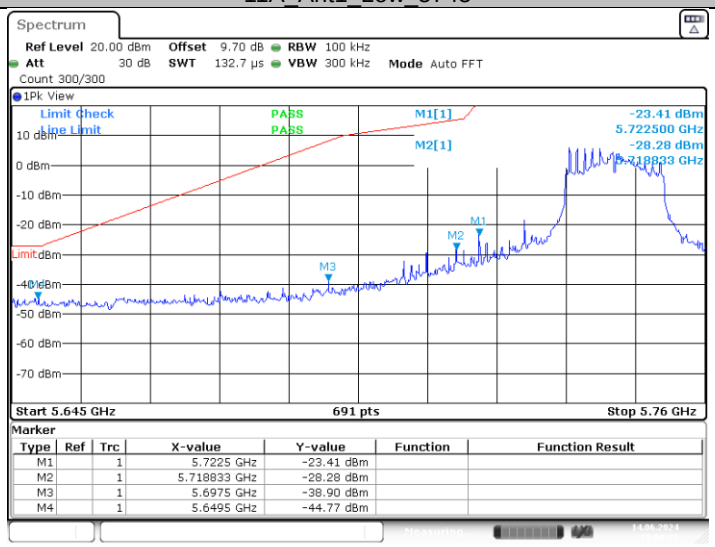

11A_Ant1_High_5825

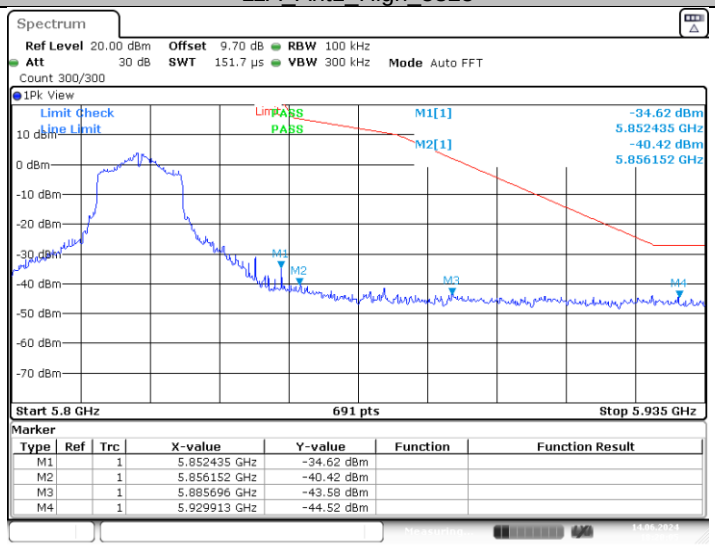

11N20MIMO_Ant1_Low_5745

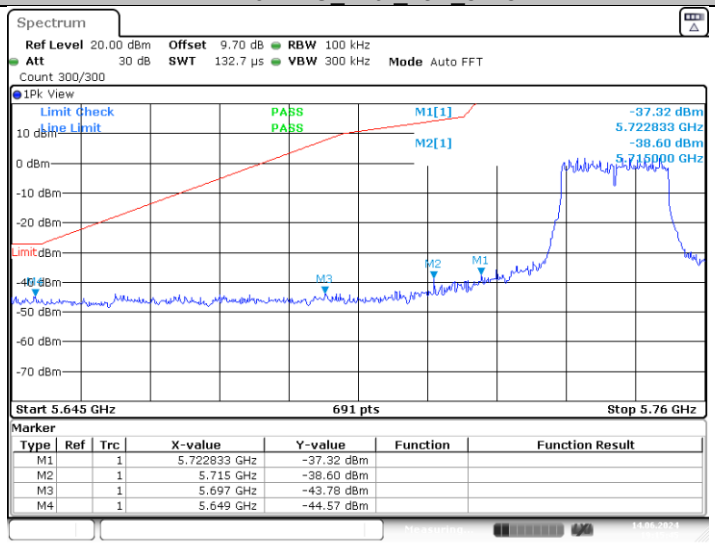

11N20MIMO_Ant1_High_5825

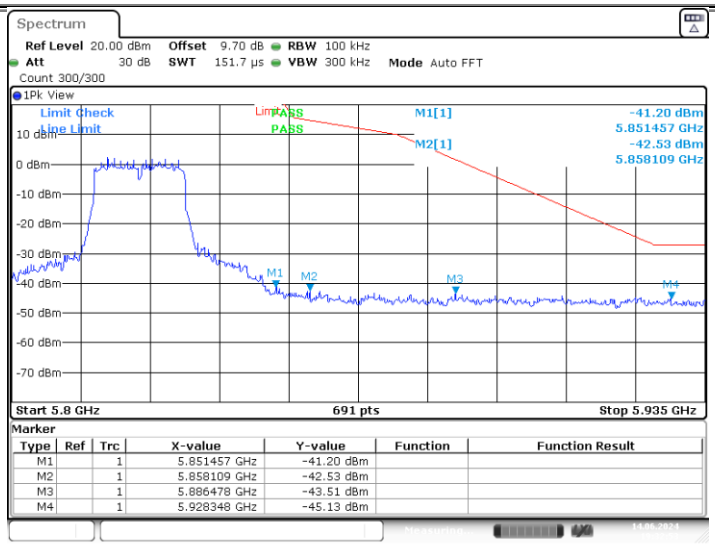

11N40MIMO_Ant1_Low_5755

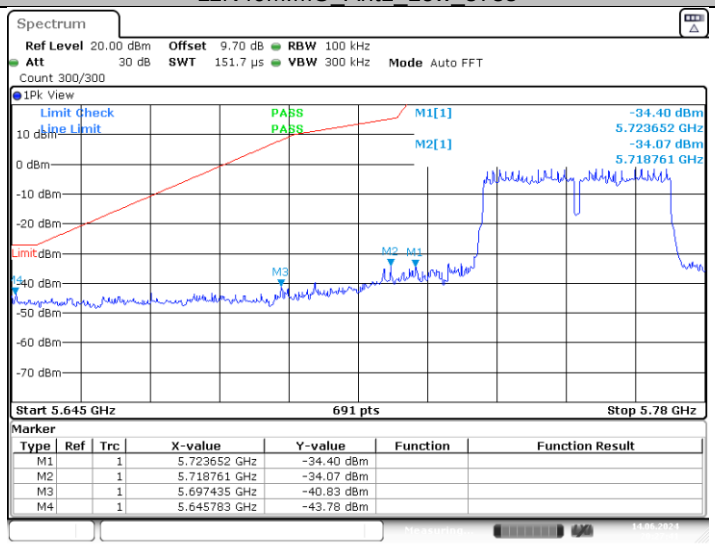

11N40MIMO_Ant1_High_5795

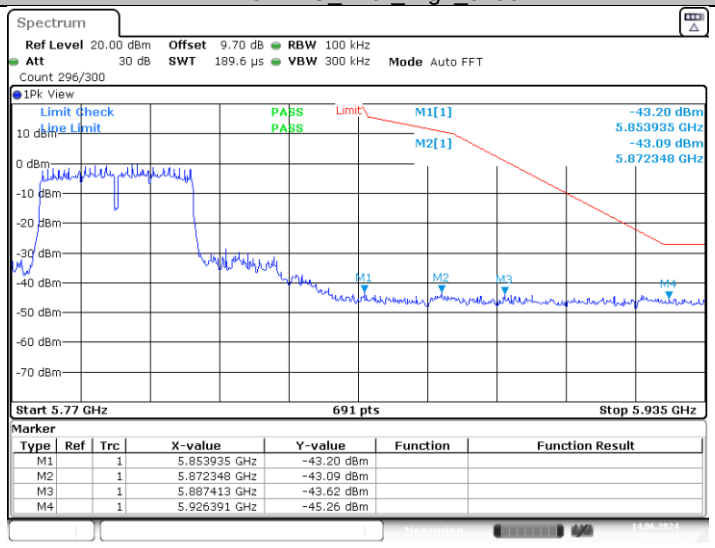

11AC20MIMO_Ant1_Low_5745

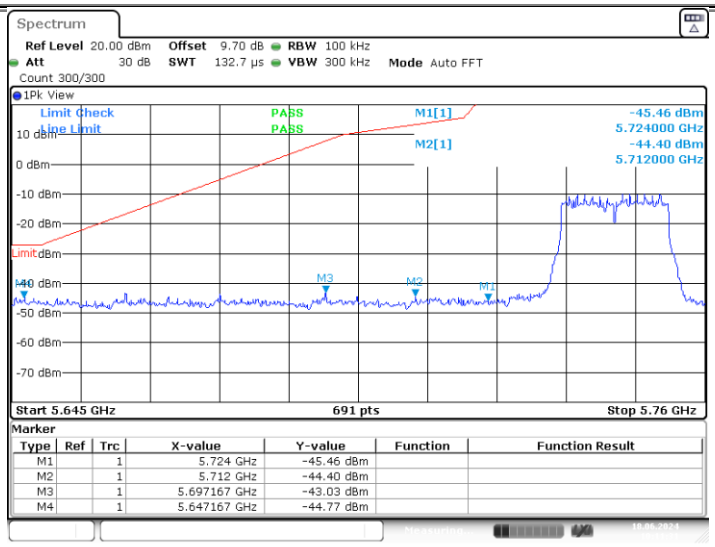

11AC20MIMO_Ant1_High_5825

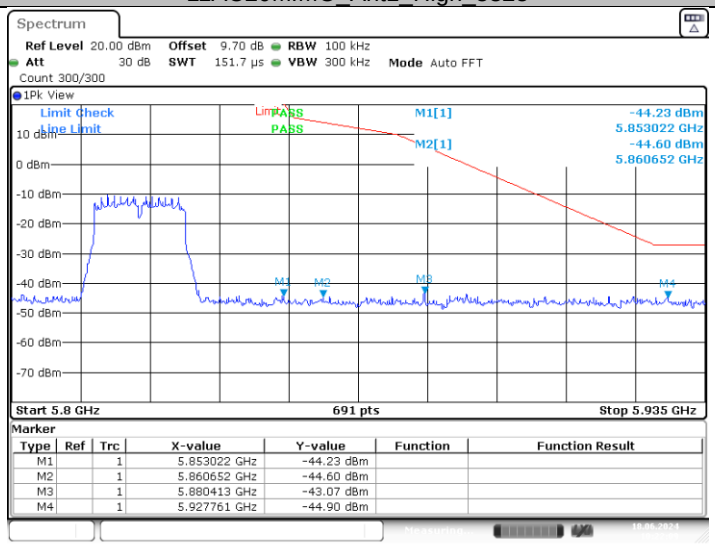

11AC40MIMO_Ant1_Low_5755

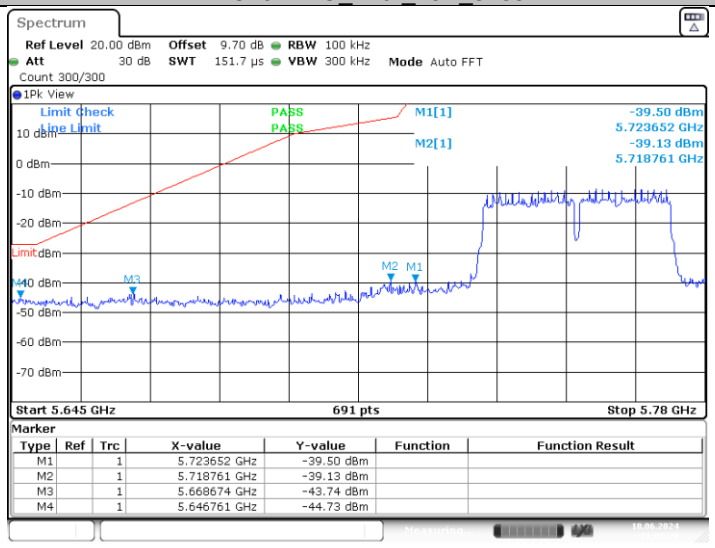

11AC40MIMO_Ant1_High_5795

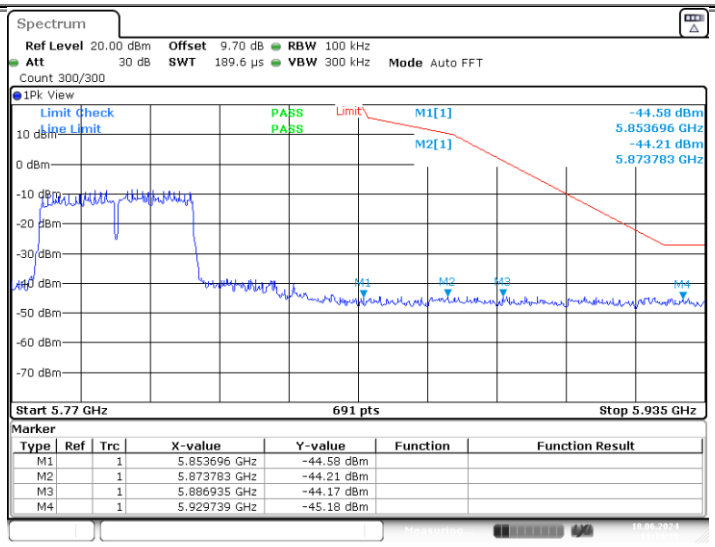

11AC80MIMO_Ant1_Low_5775

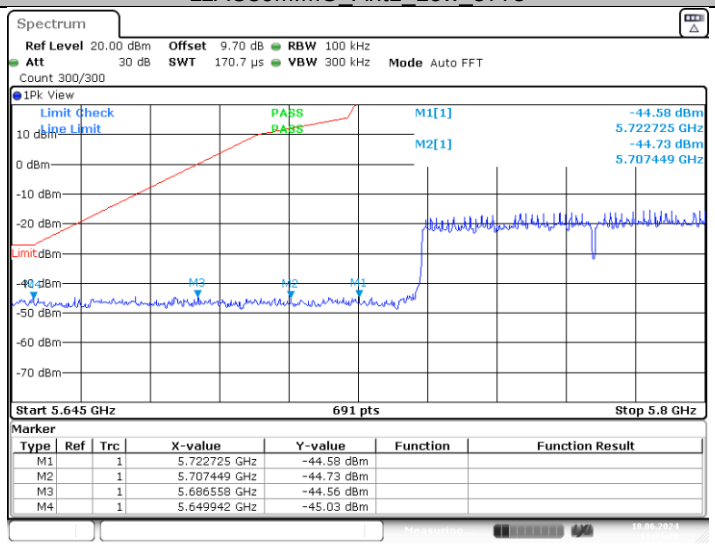

11AC80MIMO_Ant1_High_5775

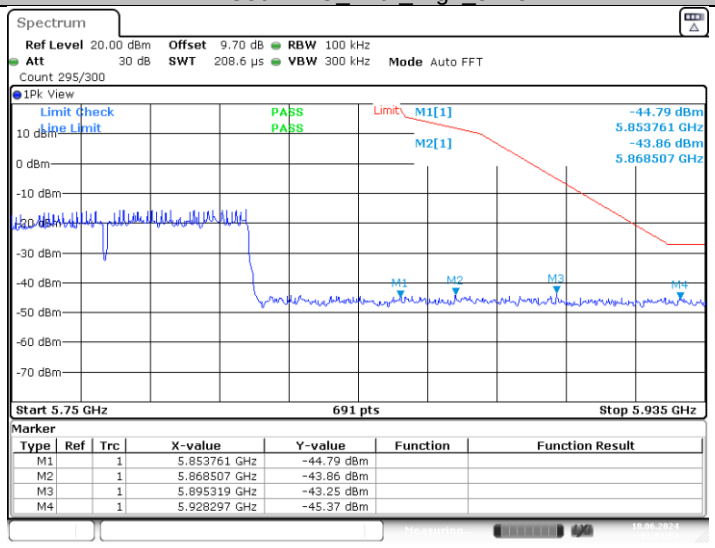

11AX20MIMO_Ant1_Low_5745

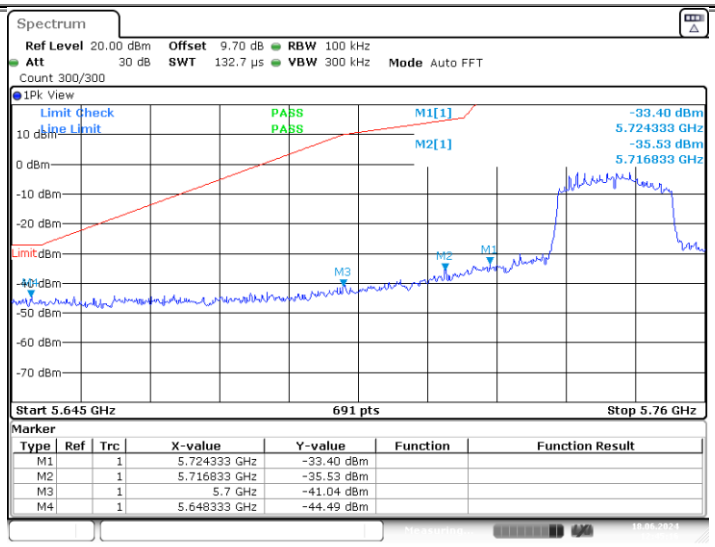

11AX20MIMO_Ant1_High_5825

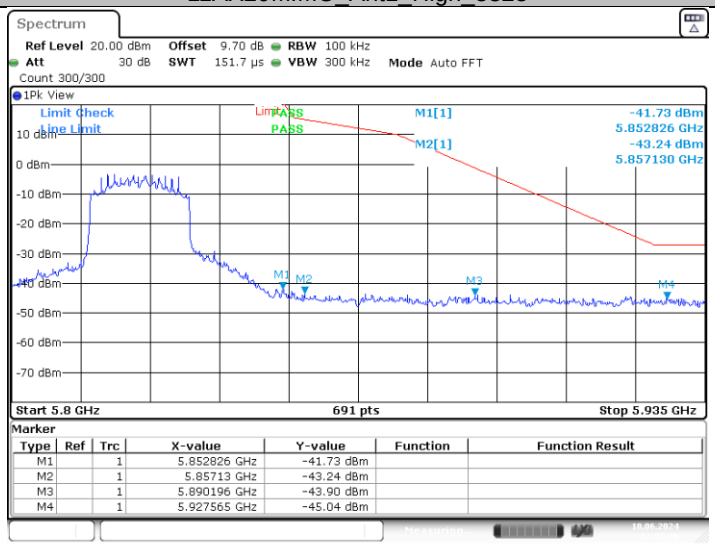

11AX40MIMO_Ant1_Low_5755

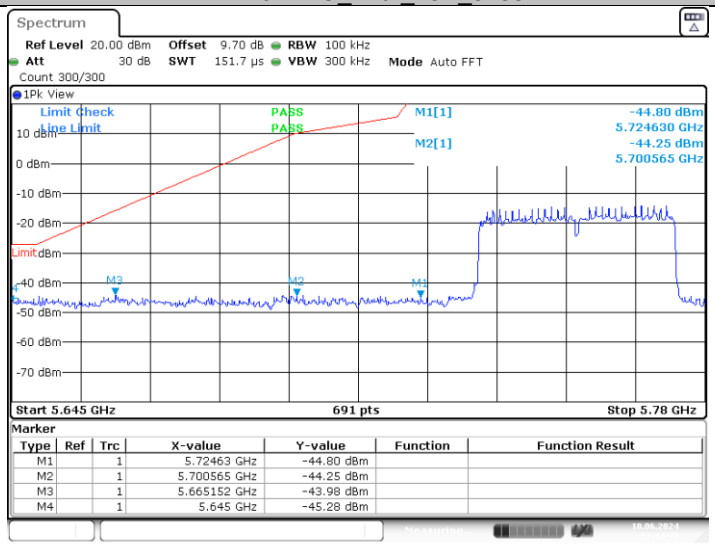

11AX40MIMO_Ant1_High_5795

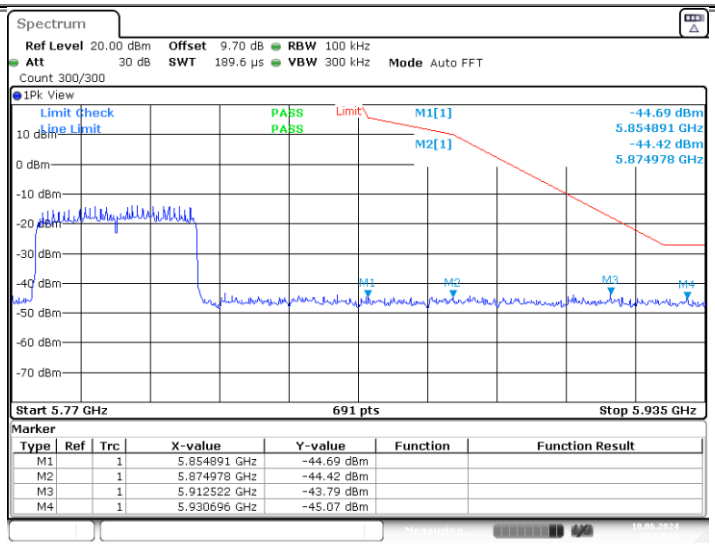

Marker

Type	Ref	Trc	X-value	Y-value	Function	Function Result
M1		1	5.854891 GHz	-44.69 dBm		
M2		1	5.874978 GHz	-44.42 dBm		
M3		1	5.912522 GHz	-43.79 dBm		
M4		1	5.930696 GHz	-45.07 dBm		

Date: 18.JUN.2024 13:53:11

11AX80MIMO_Ant1_Low_5775

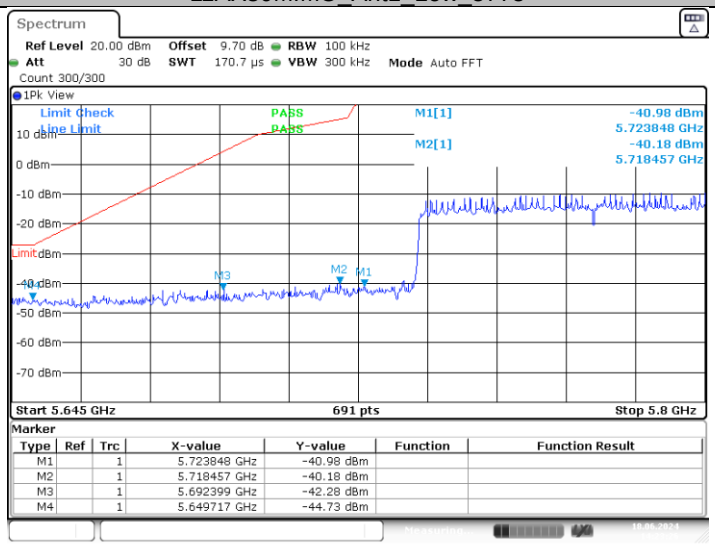

Marker

Type	Ref	Trc	X-value	Y-value	Function	Function Result
M1		1	5.723848 GHz	-40.98 dBm		
M2		1	5.718457 GHz	-40.18 dBm		
M3		1	5.692399 GHz	-42.28 dBm		
M4		1	5.649717 GHz	-44.73 dBm		

Date: 18.JUN.2024 14:23:26

11AX80MIMO_Ant1_High_5775

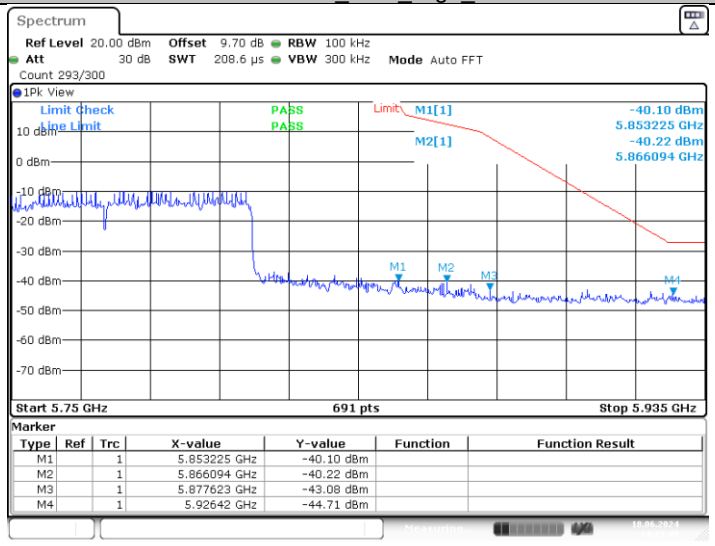

Marker

Type	Ref	Trc	X-value	Y-value	Function	Function Result
M1		1	5.853225 GHz	-40.10 dBm		
M2		1	5.866094 GHz	-40.22 dBm		
M3		1	5.877623 GHz	-43.08 dBm		
M4		1	5.92642 GHz	-44.71 dBm		

Date: 18.JUN.2024 14:23:49

ABOVE 1000 MHz

Note: All the modes have been tested and recorded worst mode in the report.
Both antennas have been tested and only the worst data of antenna 1 is shown.

UNII-1

11A Channel 36 / 5180 MHz									
Frequency	Ant.Pol. H/V	Peak reading (dBuV)	AV reading (dBuV)	Correction Factor	Emission Level		Peak Limit (dBuV/m)	AV Limit (dBuV/m)	Margin (dB)
					Peak (dBuV/m)	AV (dBuV/m)			
10674	H	44.01	---	9.03	53.04	---	74	54	-20.96
15556	H	42.31	---	9.87	52.18	---	74	54	-21.82
---	H	---	---	---	---	---	---	---	---
10651	V	43.87	---	9.03	52.90	---	74	54	-21.10
15542	V	40.12	---	9.88	50.00	---	74	54	-24.00
---	V	---	---	---	---	---	---	---	---
11A Channel 40 / 5200 MHz									
Frequency	Ant.Pol. H/V	Peak reading (dBuV)	AV reading (dBuV)	Correction Factor	Emission Level		Peak Limit (dBuV/m)	AV Limit (dBuV/m)	Margin (dB)
					Peak (dBuV/m)	AV (dBuV/m)			
10758	H	43.86	---	9.09	52.95	---	74	54	-21.05
15324	H	42.51	---	9.91	52.42	---	74	54	-21.58
---	H	---	---	---	---	---	---	---	---
10676	V	43.75	---	9.09	52.84	---	74	54	-21.16
15645	V	42.02	---	9.91	51.93	---	74	54	-22.07
---	V	---	---	---	---	---	---	---	---
11AChannel 48 / 5240 MHz									
Frequency	Ant.Pol. H/V	Peak reading (dBuV)	AV reading (dBuV)	Correction Factor	Emission Level		Peak Limit (dBuV/m)	AV Limit (dBuV/m)	Margin (dB)
					Peak (dBuV/m)	AV (dBuV/m)			
10358	H	44.02	---	9.24	53.26	---	74	54	-20.74
15635	H	43.95	---	10.01	53.96	---	74	54	-20.04
---	H	---	---	---	---	---	---	---	---
10631	V	44.63	---	9.24	53.87	---	74	54	-20.13
15569	V	42.93	---	10.01	52.94	---	74	54	-21.06
---	V	---	---	---	---	---	---	---	---

UNII-2A

11A Channel 52 / 5260 MHz									
Frequency	Ant.Pol. H/V	Peak reading (dBuV)	AV reading (dBuV)	Correction Factor	Emission Level		Peak Limit (dBuV/m)	AV Limit (dBuV/m)	Margin (dB)
					Peak (dBuV/m)	AV (dBuV/m)			
10896	H	44.05	---	9.44	53.49	---	74	54	-20.51
15247	H	43.05	---	10.12	53.17	---	74	54	-20.83
---	H	---	---	---	---	---	---	---	---
10456	V	43.95	---	9.46	53.41	---	74	54	-20.59
15321	V	42.58	---	10.13	52.71	---	74	54	-21.29
---	V	---	---	---	---	---	---	---	---
11A Channel 56 / 5280 MHz									
Frequency	Ant.Pol. H/V	Peak reading (dBuV)	AV reading (dBuV)	Correction Factor	Emission Level		Peak Limit (dBuV/m)	AV Limit (dBuV/m)	Margin (dB)
					Peak (dBuV/m)	AV (dBuV/m)			
11478	H	43.76	---	9.51	53.27	---	74	54	-20.73
15365	H	42.05	---	10.51	52.56	---	74	54	-21.44
---	H	---	---	---	---	---	---	---	---
11478	V	43.07	---	9.51	52.58	---	74	54	-21.42
15023	V	42.31	---	10.49	52.80	---	74	54	-21.20
---	V	---	---	---	---	---	---	---	---
11AChannel 64 / 5320 MHz									
Frequency	Ant.Pol. H/V	Peak reading (dBuV)	AV reading (dBuV)	Correction Factor	Emission Level		Peak Limit (dBuV/m)	AV Limit (dBuV/m)	Margin (dB)
					Peak (dBuV/m)	AV (dBuV/m)			
11756	H	44.31	---	9.63	53.94	---	74	54	-20.06
15024	H	42.08	---	11.25	53.33	---	74	54	-20.67
---	H	---	---	---	---	---	---	---	---
11731	V	43.96	---	9.63	53.59	---	74	54	-20.41
15831	V	41.09	---	11.23	52.32	---	74	54	-21.68
---	V	---	---	---	---	---	---	---	---

UNII-2C

11A Channel 100 / 5500 MHz									
Frequency	Ant.Pol. H/V	Peak reading (dBuV)	AV reading (dBuV)	Correction Factor	Emission Level		Peak Limit (dBuV/m)	AV Limit (dBuV/m)	Margin (dB)
					Peak (dBuV/m)	AV (dBuV/m)			
10358	H	43.22	---	9.15	52.37	---	74	54	-21.63
15458	H	42.31	---	10.25	52.56	---	74	54	-21.44
---	H	---	---	---	---	---	---	---	---
10698	V	43.05	---	9.99	53.04	---	74	54	-20.96
15125	V	42.08	---	10.95	53.03	---	74	54	-20.97
---	V	---	---	---	---	---	---	---	---
11A Channel 116 / 5580 MHz									
Frequency	Ant.Pol. H/V	Peak reading (dBuV)	AV reading (dBuV)	Correction Factor	Emission Level		Peak Limit (dBuV/m)	AV Limit (dBuV/m)	Margin (dB)
					Peak (dBuV/m)	AV (dBuV/m)			
10835	H	43.17	---	10.01	53.18	---	74	54	-20.82
15458	H	41.93	---	10.79	52.72	---	74	54	-21.28
---	H	---	---	---	---	---	---	---	---
10631	V	43.05	---	10.05	53.10	---	74	54	-20.90
15059	V	40.27	---	11.93	52.20	---	74	54	-21.80
---	V	---	---	---	---	---	---	---	---
11AChannel 140 / 5700 MHz									
Frequency	Ant.Pol. H/V	Peak reading (dBuV)	AV reading (dBuV)	Correction Factor	Emission Level		Peak Limit (dBuV/m)	AV Limit (dBuV/m)	Margin (dB)
					Peak (dBuV/m)	AV (dBuV/m)			
10789	H	42.98	---	10.00	52.98	---	74	54	-21.02
16999	H	39.94	---	12.04	51.98	---	74	54	-22.02
---	H	---	---	---	---	---	---	---	---
10853	V	42.05	---	10.12	52.17	---	74	54	-21.83
16014	V	40.71	---	11.32	52.03	---	74	54	-21.97
---	V	---	---	---	---	---	---	---	---

UNII-3

11A Channel 149 / 5745 MHz									
Frequency	Ant.Pol. H/V	Peak reading (dBuV)	AV reading (dBuV)	Correction Factor	Emission Level		Peak Limit (dBuV/m)	AV Limit (dBuV/m)	Margin (dB)
					Peak (dBuV/m)	AV (dBuV/m)			
11751	H	43.27	---	9.81	53.08	---	74	54	-20.92
17304	H	40.79	---	12.96	53.75	---	74	54	-20.25
---	H	---	---	---	---	---	---	---	---
11328	V	44.07	---	9.81	53.88	---	74	54	-20.12
17631	V	41.05	---	12.95	54.00	---	74	54	-20.00
---	V	---	---	---	---	---	---	---	---
11A Channel 153 / 5765 MHz									
Frequency	Ant.Pol. H/V	Peak reading (dBuV)	AV reading (dBuV)	Correction Factor	Emission Level		Peak Limit (dBuV/m)	AV Limit (dBuV/m)	Margin (dB)
					Peak (dBuV/m)	AV (dBuV/m)			
11853	H	42.88	---	9.91	52.79	---	74	54	-21.21
18324	H	40.76	---	13.21	53.97	---	74	54	-20.03
---	H	---	---	---	---	---	---	---	---
11753	V	43.65	---	9.92	53.57	---	74	54	-20.43
18658	V	40.36	---	13.22	53.58	---	74	54	-20.42
---	V	---	---	---	---	---	---	---	---
11A Channel 165/ 5825 MHz									
Frequency	Ant.Pol. H/V	Peak reading (dBuV)	AV reading (dBuV)	Correction Factor	Emission Level		Peak Limit (dBuV/m)	AV Limit (dBuV/m)	Margin (dB)
					Peak (dBuV/m)	AV (dBuV/m)			
11403	H	42.95	---	10.01	52.96	---	74	54	-21.04
18125	H	39.98	---	14.01	53.99	---	74	54	-20.01
---	H	---	---	---	---	---	---	---	---
11863	V	43.27	---	9.98	53.25	---	74	54	-20.75
18725	V	39.67	---	13.99	53.66	---	74	54	-20.34
---	V	---	---	---	---	---	---	---	---