Testing Report

Customer Name: TMT Automation Inc.

Product Name: Wireless door sensor

Sample Model: SN1

Reference Standard: *GB/T 9410-2008; ANSI/IEEE Std 149-1979*

Issue Date: 2021.6.10

Engineer:	Amanda	Date:	2021.6.9
Auditor:	Eason	Date:	2021.6.10
Approver:	Aaron	Date:	2021.6.10

Shenzhen RFI-LAB Communication Technology Co.,Ltd. RFI-LAB

QP030-E41

Version

Version No.	Date	Description	Formulate	Approval
A0	2021.6.10	For the first time, formulate	Amanda	Eason

Contents

1.General Information.....3
1.1 General information of testing institutions.....3
1.2 Testing principle.....3
1.3 Test equipment.....4
1.4 Test environment.....4
1.5 Statement.....4
2.Sample Information.....5
2.1 Client information.....5
2.2 Description of EUT(S).....5
2.3 EUT appearance.....6
2.4 DUT setup photo of free space OTA testing.....7
3.Test Results.....8
3.1 Test standard.....8
3.2 Test uncertainty.....8
3.3 Test data.....8
3.3.1 Typical free space efficiency and gain.....8
3.3.2 Typical free space radiation pattern.....9
（The following is blank）.....10

1.General Information

1.1 General information of testing institutions

Name	Shenzhen RFI-LAB Communication Technology Co., Ltd.
Address	10/F A, Lingyun Bld, Liufang Road, Baoan District, Shenzhen
Tel	13682621346
E-mail	rfi-lab@tech-now.com
Equipment	All the equipment used in the report is fixed in Zone B, West Side of 1/F, Building 1, Tingwei Industrial Park, No.6 Liufang Road, Bao 'an District, Shenzhen

1.2 Testing principle

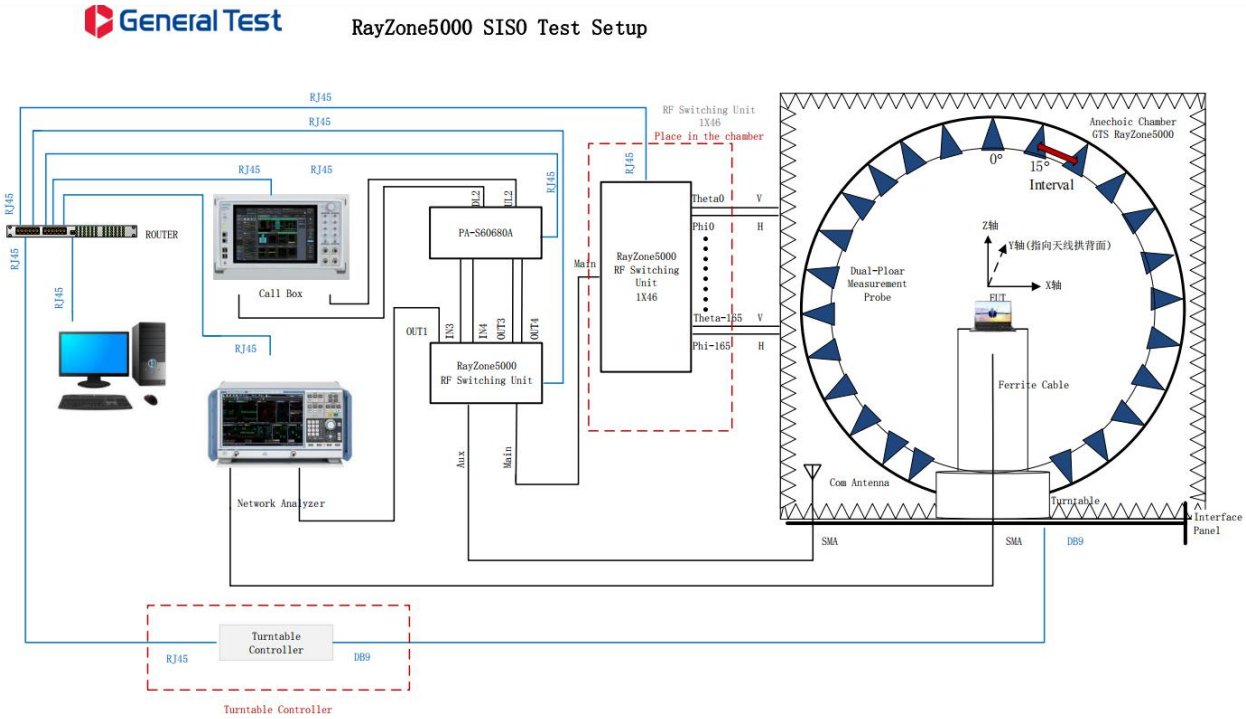

1.3 Test equipment

Equipment	Model No.	Serial No.	Manufacturer	Calibration date	Next calibration date
OTA Test System	RayZone-5000	RFI-LAB-RF-D00	GTS	2021.3.15	2023.3.14
Network Analyzer	E5071C	RFI-LAB-RF-D01	KEYSIGHT	2021.4.26	2022.4.25

1.4 Test environment

Temperature	24.1℃
Humidity	59%RH
Pressure	100.07kPa

1.5 Statement

(1) The test results in the report are only applicable to the tested samples and the tested samples work under the environment described in the report.
(2) Only Shenzhen RFI-LAB Communication Technology Co., Ltd. have the right to modify the report, and the modification information shall be annotated in the revision form.
(3) Any objection to this report shall be raised within 30 days after formal confirmation of the report.
(4) This report is invalid if there is any evidence that the sample information provided is falsified.
(5) The report is invalid without the signature of the auditor and approver.

2.Sample Information

2.1 Client information

Name	TMT Automation Inc.
Address	No.61, Aly. 24, Ln. 284, Wuxing St., Xinyi Dist., Taipei City 110,Taiwan
Contacts	Mr.Li
Tel	0769-87182258
E-mail	tim.li@keywaytest.com

2.2 Description of EUT(S)

Product Name	Wireless door sensor
Sample Model	SN1
Size	/
Serial No.	/
Test Item	Antenna gain; Efficiency; Radiation pattern
Frequency Range	433MHz
Received Date	2021.6.9
Test Date	2021.6.9
Remark	The length of the RF cable is 30 mm

2.3 EUT appearance

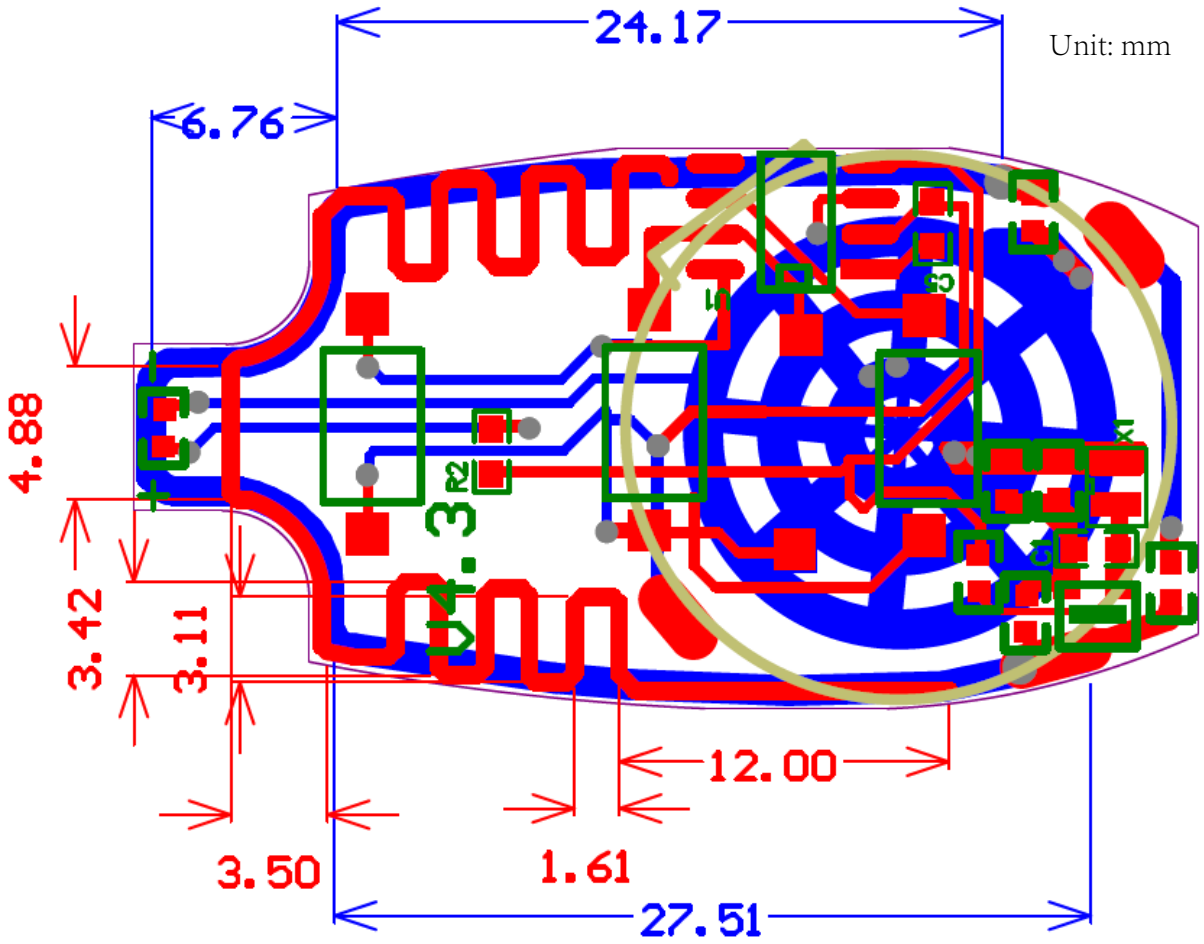

2.4 DUT setup photo of free space OTA testing

Front view



Planform



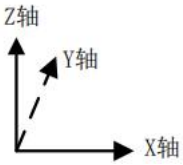

3.Test Results

3.1 Test standard

Name	Parameter	Method	Standard no.
Mobile communication antenna	Antenna gain	Generic specification for antennas used in the mobile communications	GB/T 9410-2008
	Radiation pattern		
Antenna	Radiation efficiency	IEEE Standard Test Procedures for Antennas	ANSI/IEEE Std 149-1979
	Gain and directivity		

3.2 Test uncertainty

The uncertainty was calculated on the basis of the GUM published by ISO, using the inclusion factor of K=2 and the 95% confidence level to express the extended uncertainty.

Item	Uncertainty
VSWR	±0.3
Antenna gain	±1dB
Radiation efficiency	±10%

3.3 Test data

3.3.1 Typical free space efficiency and gain

Frequency/MHz	428	429	430	431	432	433	434	435	436	437	438
Peak Gain/dBi	-1.08	-1.01	-0.97	-0.84	-0.72	0.59	0.53	0.41	-0.13	-0.94	-0.86
Efficiency	0.41	0.42	0.43	0.44	0.45	0.46	0.47	0.48	0.50	0.51	0.53

3.3.2 Typical free space radiation pattern

(1) X-Z Plane:

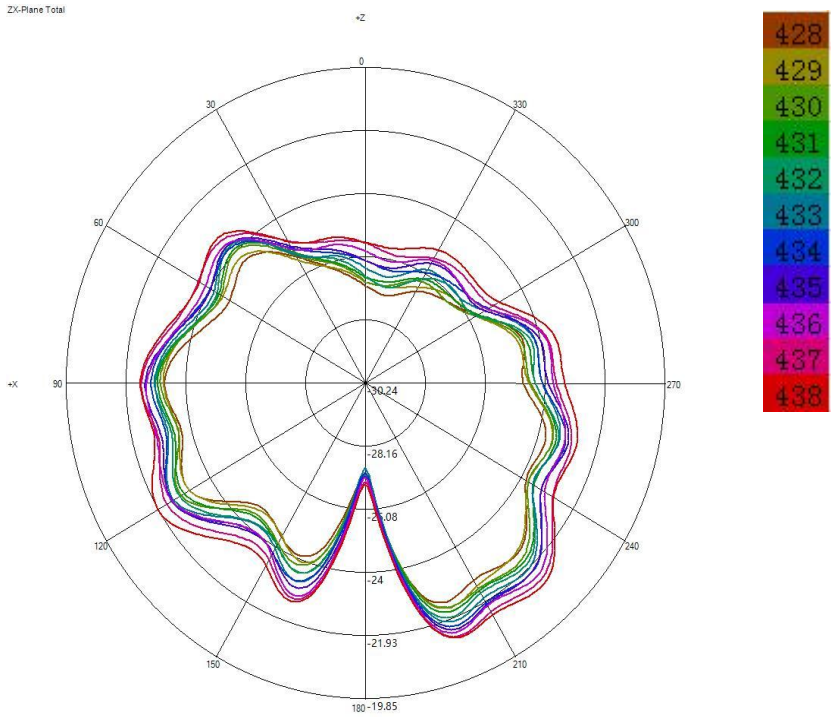

(2) Y-Z Plane:

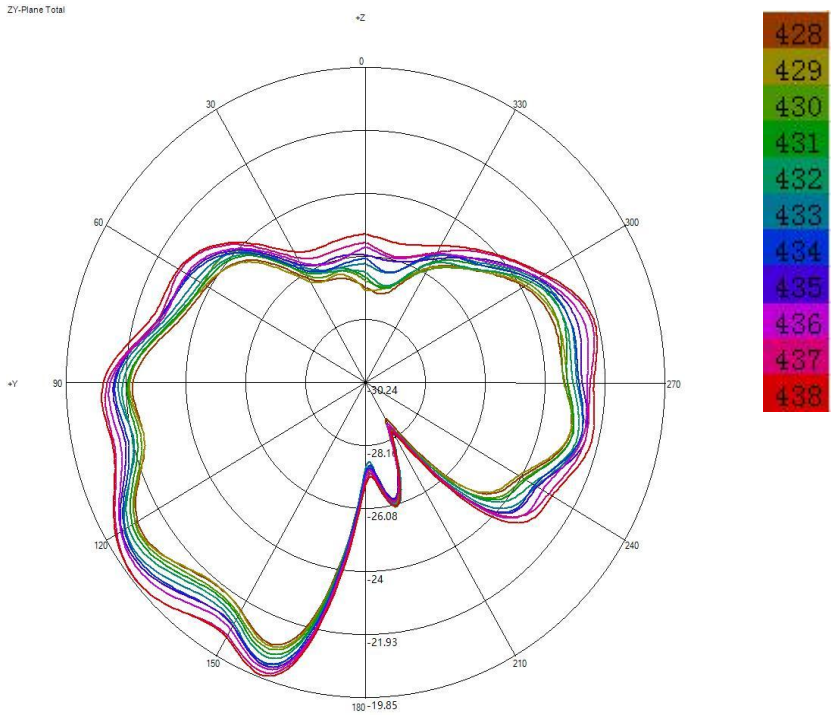

(3) X-Y Plane:

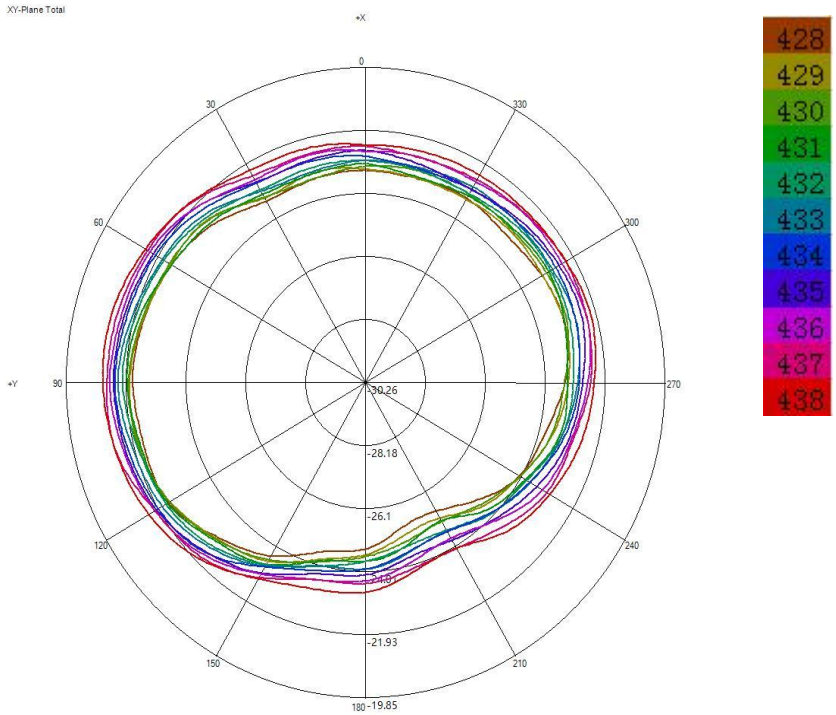

(4) Typical Free Space 3D Radiation Pattern at 433MHz:

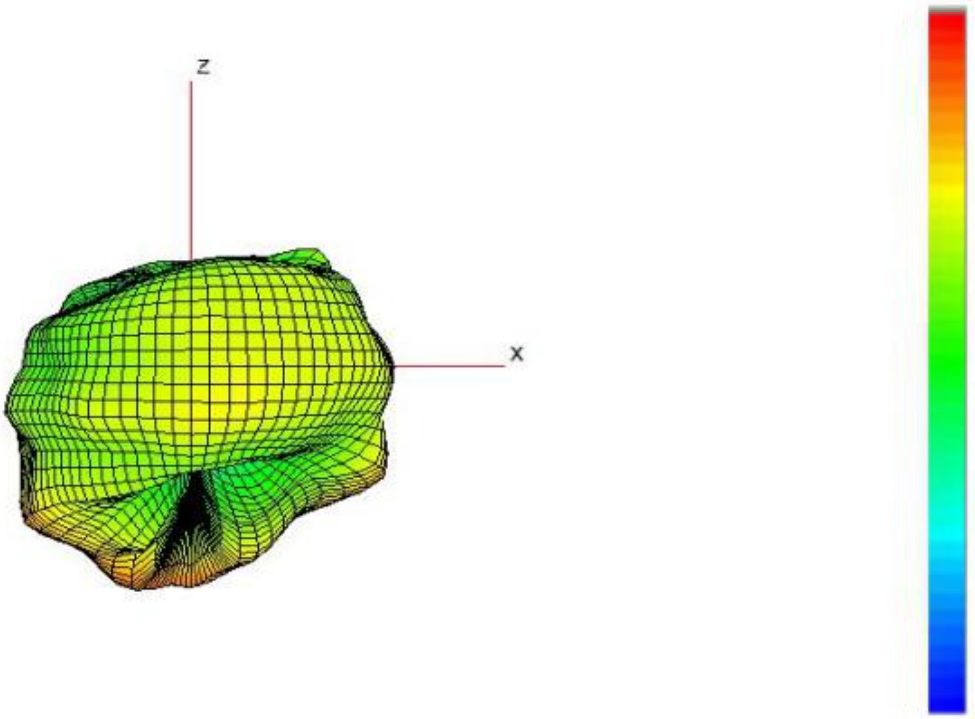

----------**End**----------

（The following is blank）