Appendix Test Data

Report No.:	182512C400171101	Test Sample No.:	1-2-2
Start Test Date:	2024.6.7	Finish Test Date:	2024.6.17
Test Engineer:	Joker Huang	Auditor:	Justin Feng
Temperature:	25.5℃	Relative Humidity:	47%
Pressure:	101kPa		

Appendix A: 20dB Bandwidth

Test Result

TestMode	Antenna	Frequency[MHz]	20db EBW[MHz]	FL[MHz]	FH[MHz]	Limit[MHz]	Verdict
2.4G	Ant1	2402	2.025	2400.968	2402.993	---	---
2.4G	Ant1	2440	2.058	2438.941	2440.999	---	---
2.4G	Ant1	2480	2.067	2478.941	2481.008	---	---

Test Graphs

2.4G-Ant1-2402

2.4G-Ant1-2440

2.4G-Ant1-2480

Appendix B: 99% Occupied Bandwidth

Test Result

TestMode	Antenna	Frequency[MHz]	OCB [MHz]	FL[MHz]	FH[MHz]	Limit[MHz]	Verdict
2.4G	Ant1	2402	1.9653	2400.9942	2402.9595	---	---
2.4G	Ant1	2440	1.9778	2438.9861	2440.9639	---	---
2.4G	Ant1	2480	2.0086	2478.9702	2480.9788	---	---

Test Graphs

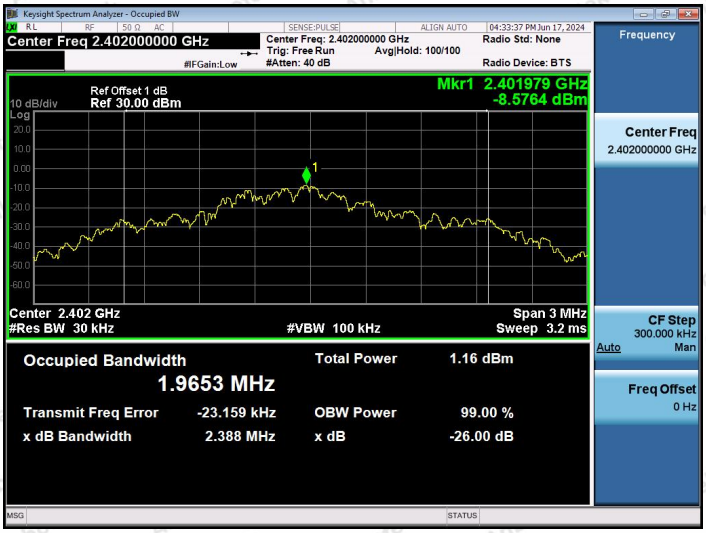

2.4G-Ant1-2402

2.4G-Ant1-2440

2.4G-Ant1-2480

Appendix C: Maximum Conducted Output Power

Test Result Peak

Test Mode	Antenna	Frequency[MHz]	Conducted Peak Power[dBm]	Conducted Limit[dBm]	Verdict
2.4G	Ant1	2402	-2.67	≤20.97	PASS
2.4G	Ant1	2440	-2.72	≤20.97	PASS
2.4G	Ant1	2480	-2.89	≤20.97	PASS

Test Graphs

2.4G-Ant1-2402-PASS

2.4G-Ant1-2440-PASS

2.4G-Ant1-2480-PASS

Appendix D: Carrier frequency separation

Test Result

TestMode	Antenna	Frequency[MHz]	Result[MHz]	Limit[MHz]	Verdict
2.4G	Ant1	Hop	2.000	≥1.378	PASS

Test Graphs

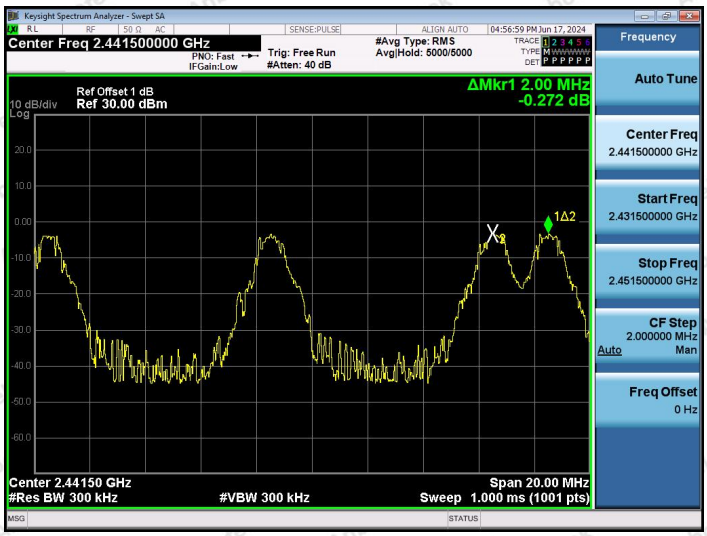

2.4G-Ant1-Hop-FAIL

Appendix E: Dwell Time

Test Result

TestMode	Antenna	Frequency[MHz]	BurstWidth [ms]	TotalHops [Num]	Result[s]	Limit[s]	Verdict
DH5	Ant1	Hop	0.175	45	0.008	≤0.4	PASS

Test Graphs

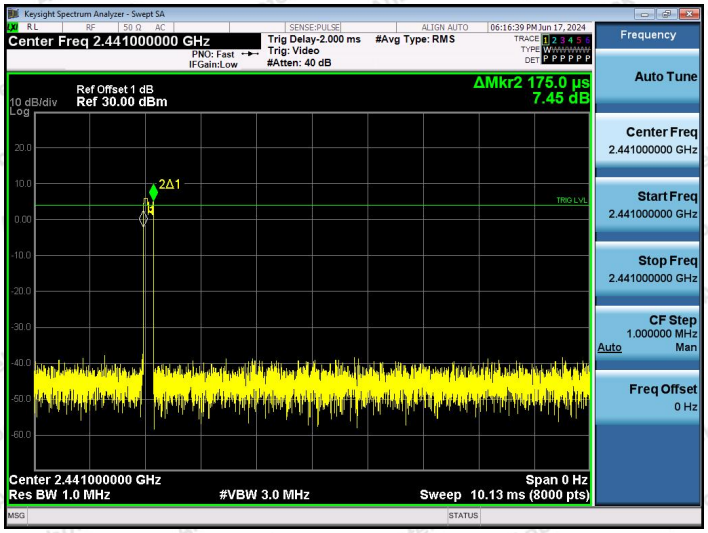

2.4G-Ant1-Hop-PASS

Appendix F: Number of Hopping Channel

Test Result

TestMode	Antenna	Frequency[MHz]	Result[Num]	Limit[Num]	Verdict
2.4G	Ant1	Hop	16	≥15	PASS

Test Graphs

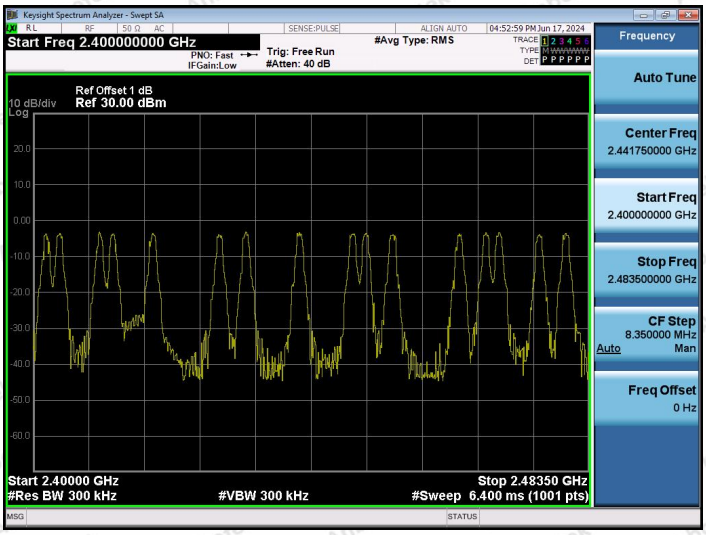

2.4G-Ant1-Hop-PASS

Appendix G: Conducted Band edge

Test Result

TestMode	Antenna	ChName	Frequency[MHz]	RefLevel [dBm]	Result [dBm]	Limit [dBm]	Verdict
2.4G	Ant1	Low	2402	-5.09	-38.39	≤-25.09	PASS
2.4G	Ant1	High	2480	-7.05	-44.96	≤-27.05	PASS
2.4G	Ant1	Low	Hop_2402	-4.84	-41.16	≤-24.84	PASS
2.4G	Ant1	High	Hop_2480	-5.00	-50.44	≤-25	PASS

Test Graphs

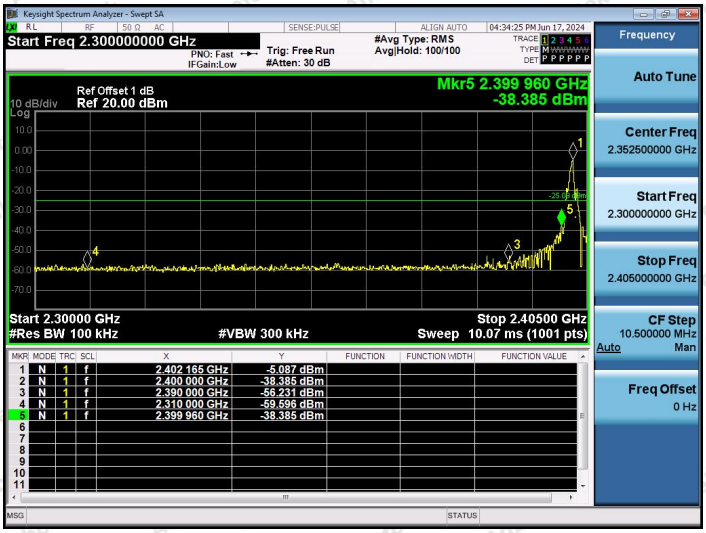

2.4G-Ant1-2402-PASS

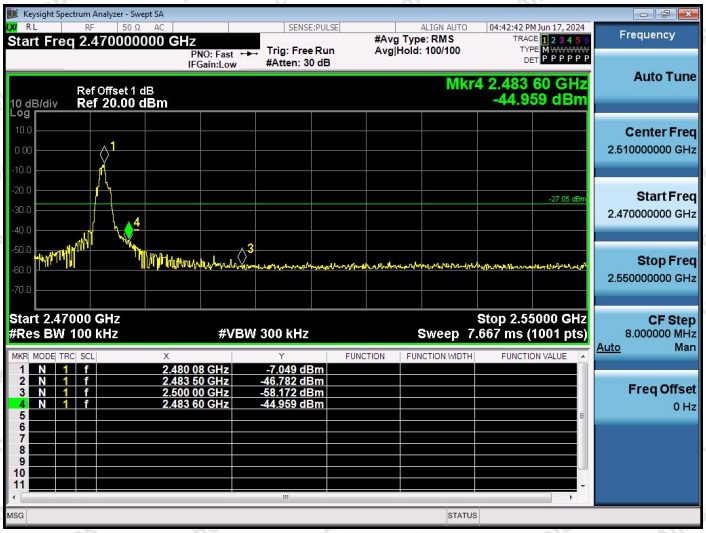

2.4G-Ant1-2480-PASS

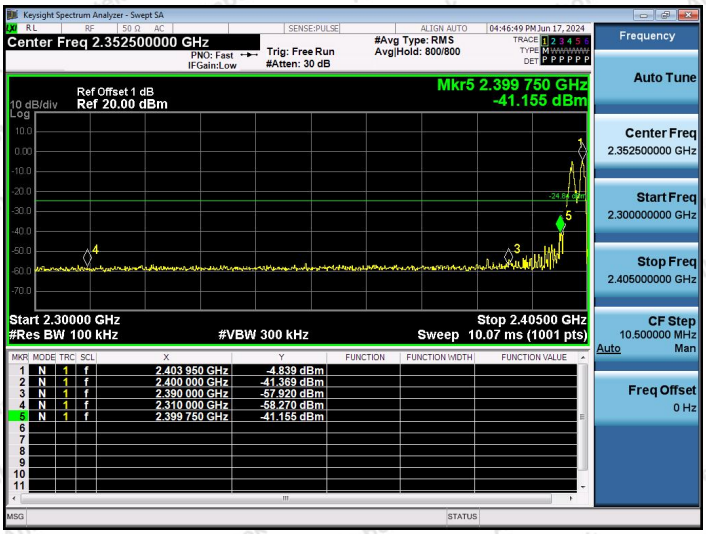

2.4G-Ant1-Hop_2402-PASS

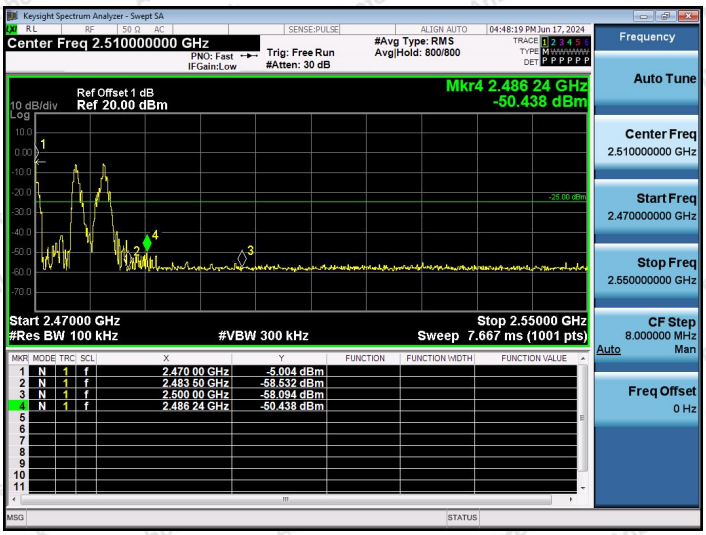

2.4G-Ant1-Hop_2480-PASS

Appendix H: Conducted Spurious Emission

Test Result

TestMode	Antenna	Frequency[MHz]	FreqRange [MHz]	RefLevel [dBm]	Result [dBm]	Limit [dBm]	Verdict
DH5	Ant1	2402	0~Reference	-3.25	-3.25	---	PASS
DH5	Ant1	2402	30~1000	-3.25	-68.35	≤-23.25	PASS
DH5	Ant1	2402	1000~26500	-3.25	-51.34	≤-23.25	PASS
DH5	Ant1	2440	0~Reference	-3.27	-3.27	---	PASS
DH5	Ant1	2440	30~1000	-3.27	-67.11	≤-23.27	PASS
DH5	Ant1	2440	1000~26500	-3.27	-52.19	≤-23.27	PASS
DH5	Ant1	2480	0~Reference	-3.59	-3.59	---	PASS
DH5	Ant1	2480	30~1000	-3.59	-68.04	≤-23.59	PASS
DH5	Ant1	2480	1000~26500	-3.59	-47.4	≤-23.59	PASS

Test Graphs

DH5-Ant1-2402-0~Reference-PASS

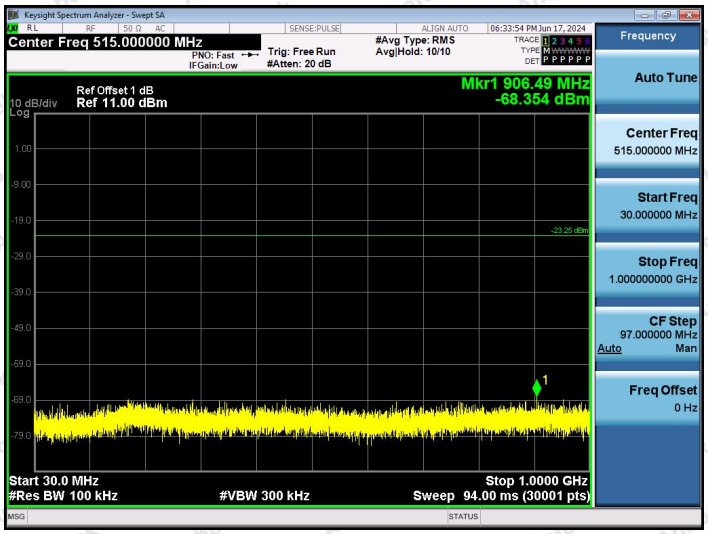

DH5-Ant1-2402-30~1000-PASS

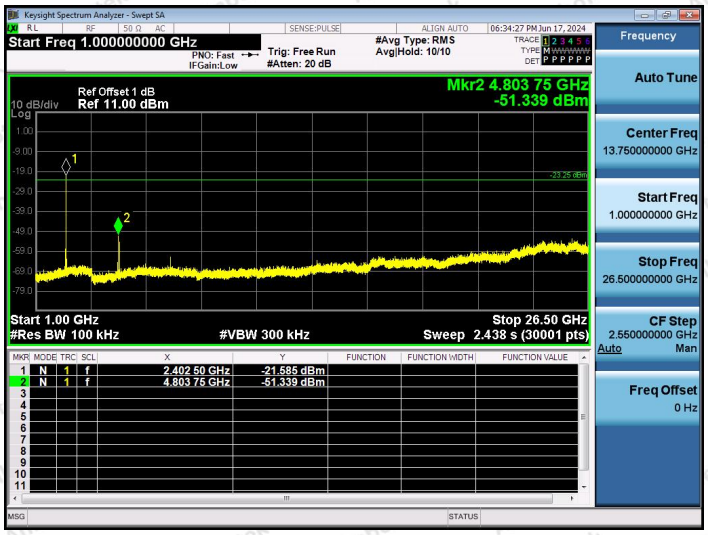

DH5-Ant1-2402-1000~26500-PASS

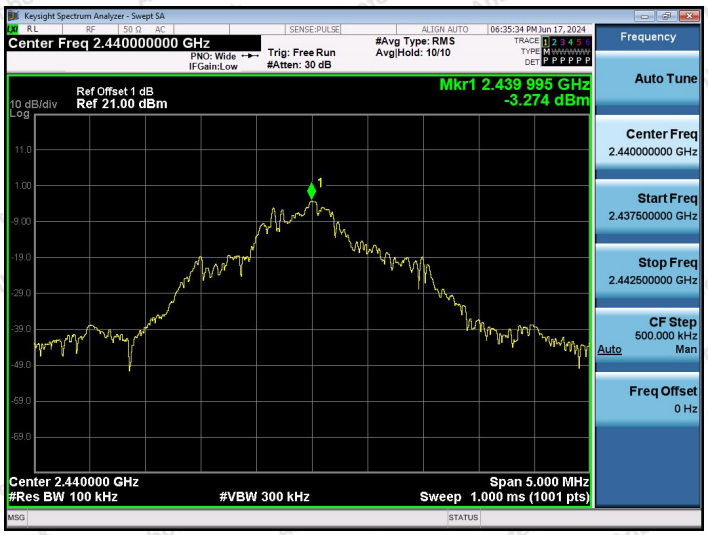

DH5-Ant1-2440-0~Reference-PASS

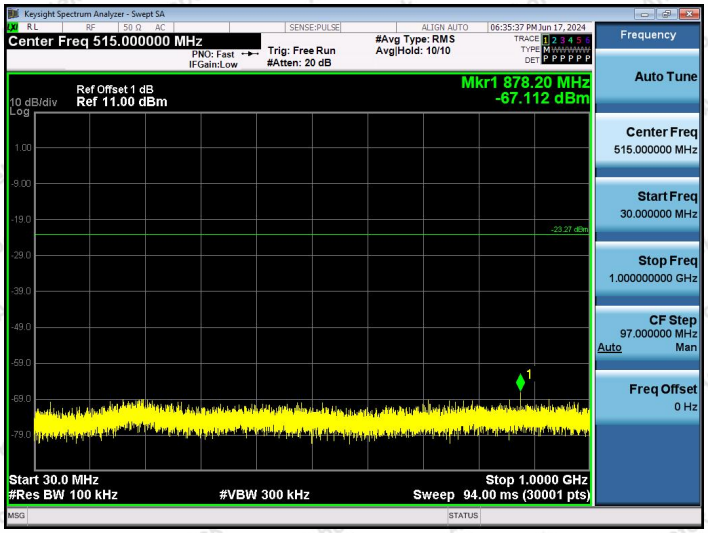

DH5-Ant1-2440-30~1000-PASS

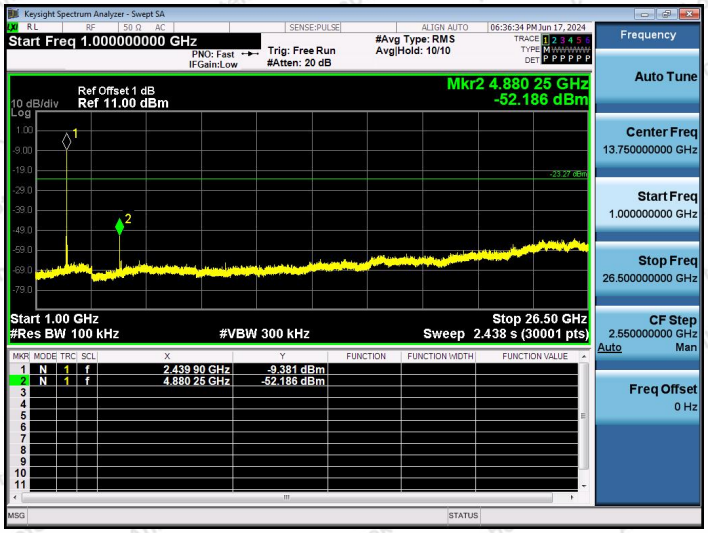

DH5-Ant1-2440-1000~26500-PASS

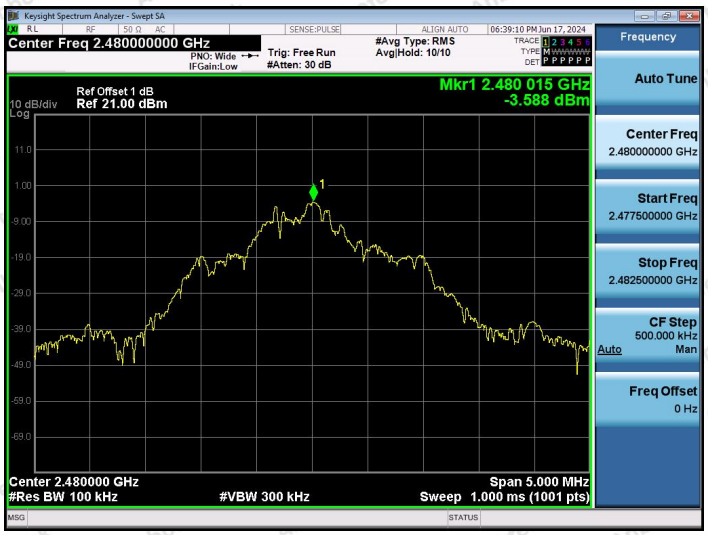

DH5-Ant1-2480-0~Reference-PASS

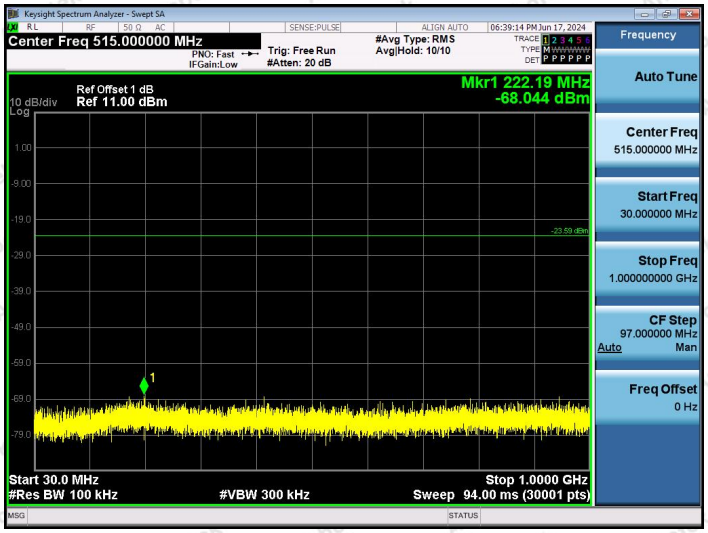

DH5-Ant1-2480-30~1000-PASS

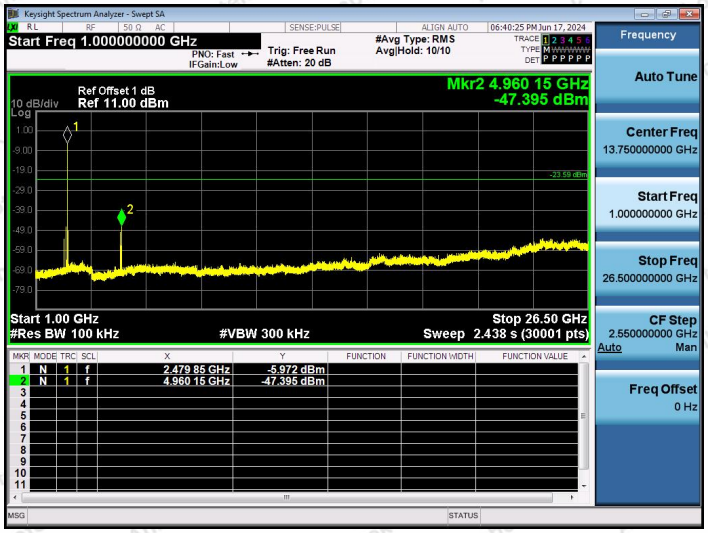

DH5-Ant1-2480-1000~26500-PASS

Appendix I: Duty Cycle

Test Result

TestMode	Antenna	Frequency[MHz]	ON Time [ms]	Period [ms]	Duty Cycle [%]	Duty Cycle Factor[dB]
2.4G	Ant1	2402	0.05	4.00	1.25	19.03
2.4G	Ant1	2440	0.05	4.00	1.25	19.03
2.4G	Ant1	2480	0.05	4.00	1.25	19.03

Test Graphs

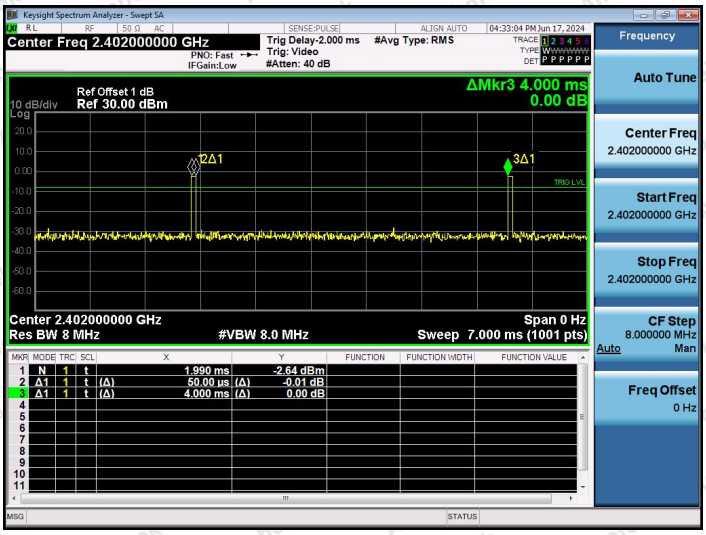

NTNV-2.4G-Ant1-2402

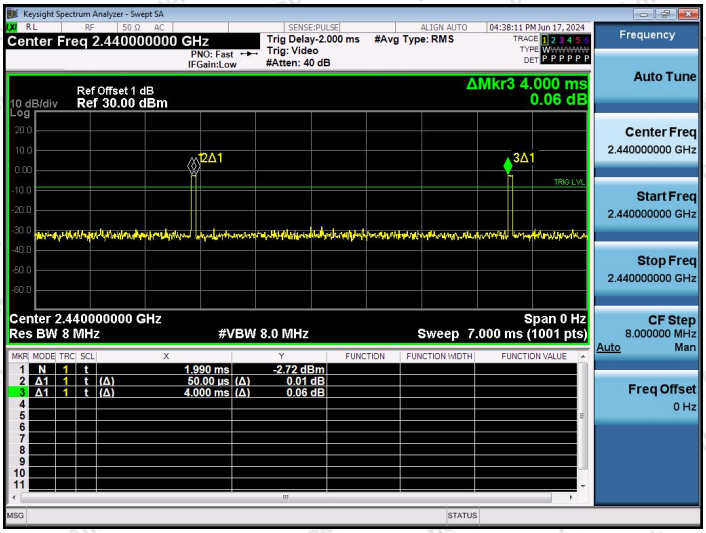

NTNV-2.4G-Ant1-2440

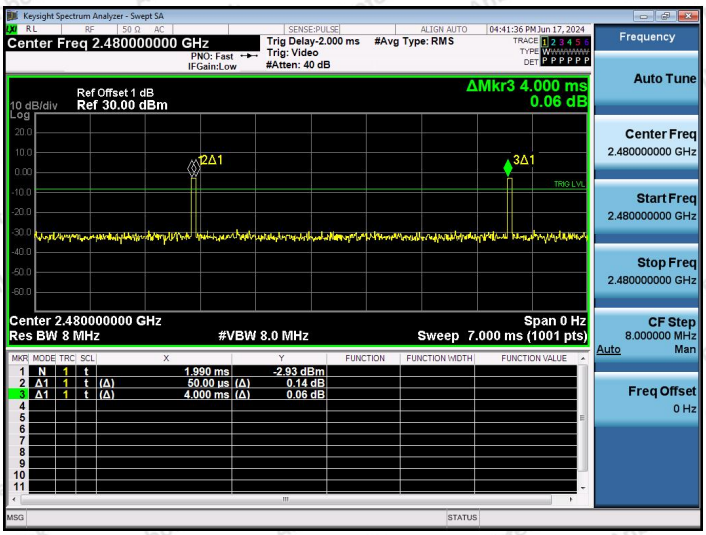

NTNV-2.4G-Ant1-2480

---End---