Annex D Plots of Maximum SAR Test Results

WCDMA Band II_RMC 12.2Kbps_Back Side_10mm_Ch9538

Communication System: UID 0, UMTS-FDD (0); Frequency: 1907.6 MHz;Duty Cycle: 1:1
Medium: HSL_1900 Medium parameters used: f = 1908 MHz; σ = 1.398 S/m; ε_r = 39.873; ρ = 1000 kg/m^3
Ambient Temperature：23.2 ℃; Liquid Temperature：22.1 ℃

DASY5 Configuration:
- Probe: EX3DV4 - SN7608; ConvF(7.73, 7.72, 7.11) @ 1907.6 MHz; Calibrated: 2024/3/21
- Sensor-Surface: 2mm (Mechanical Surface Detection)
- Electronics: DAE4 Sn1643; Calibrated: 2024/3/27
- Phantom: SAM 2; Type: QD000P40CC; Serial: TP:1464
- Measurement SW: DASY52, Version 52.10 (4); SEMCAD X Version 14.6.14 (7501)

Ch9538/Area Scan (61x81x1): Interpolated grid: dx=1.500 mm, dy=1.500 mm
Maximum value of SAR (interpolated) = 1.20 W/kg

Ch9538/Zoom Scan (5x5x7)/Cube 0: Measurement grid: dx=8mm, dy=8mm, dz=5mm
Reference Value = 15.35 V/m; Power Drift = -0.09 dB
Peak SAR (extrapolated) = 1.40 W/kg
SAR(1 g) = 0.823 W/kg; SAR(10 g) = 0.459 W/kg
Smallest distance from peaks to all points 3 dB below = 12.9 mm
Ratio of SAR at M2 to SAR at M1 = 58.8%
Maximum value of SAR (measured) = 1.11 W/kg

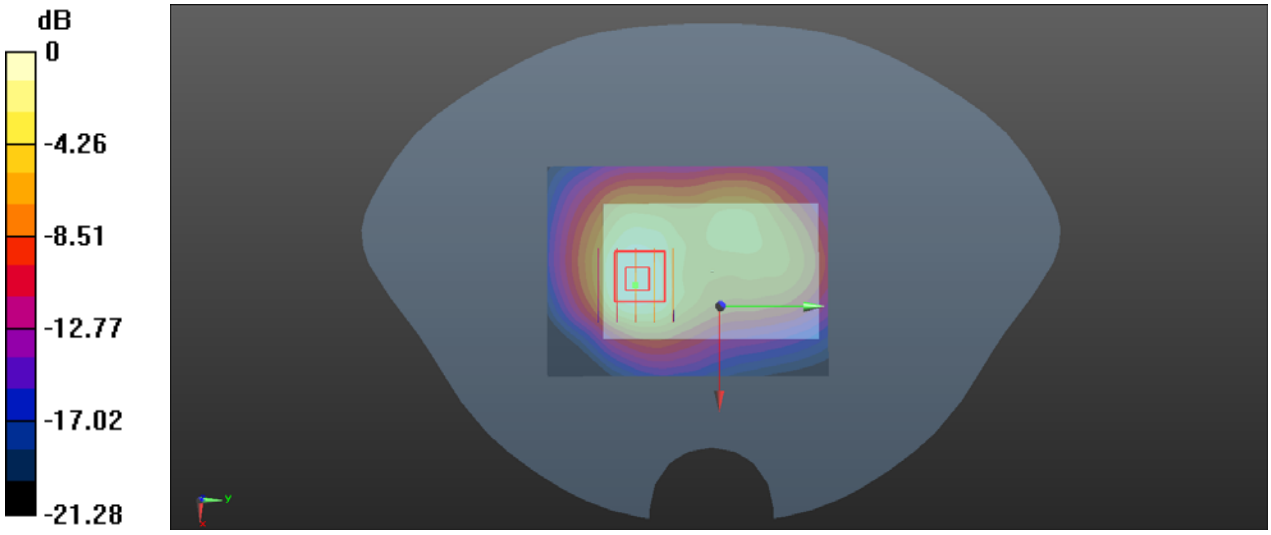

0 dB = 1.11 W/kg

WCDMA Band V_RMC 12.2Kbps_Back Side_10mm_Ch4233

Communication System: UID 0, UMTS-FDD (0); Frequency: 846.6 MHz;Duty Cycle: 1:1
Medium: HSL_900 Medium parameters used: f = 847 MHz; σ = 0.94 S/m; ε_r = 41.631; ρ = 1000 kg/m^3
Ambient Temperature：23.2 ℃; Liquid Temperature：22.3 ℃

DASY5 Configuration:
- Probe: EX3DV4 - SN7608; ConvF(9.17, 9.05, 8.22) @ 846.6 MHz; Calibrated: 2024/3/21
- Sensor-Surface: 2mm (Mechanical Surface Detection)
- Electronics: DAE4 Sn1643; Calibrated: 2024/3/27
- Phantom: SAM 2; Type: QD000P40CC; Serial: TP:1464
- Measurement SW: DASY52, Version 52.10 (4); SEMCAD X Version 14.6.14 (7501)

Ch4233/Area Scan (61x81x1): Interpolated grid: dx=1.500 mm, dy=1.500 mm
Maximum value of SAR (interpolated) = 1.10 W/kg

Ch4233/Zoom Scan (5x5x7)/Cube 0: Measurement grid: dx=8mm, dy=8mm, dz=5mm
Reference Value = 30.93 V/m; Power Drift = -0.08 dB
Peak SAR (extrapolated) = 1.16 W/kg
SAR(1 g) = 0.809 W/kg; SAR(10 g) = 0.573 W/kg
Smallest distance from peaks to all points 3 dB below = 13.2 mm
Ratio of SAR at M2 to SAR at M1 = 69.4%
Maximum value of SAR (measured) = 1.00 W/kg

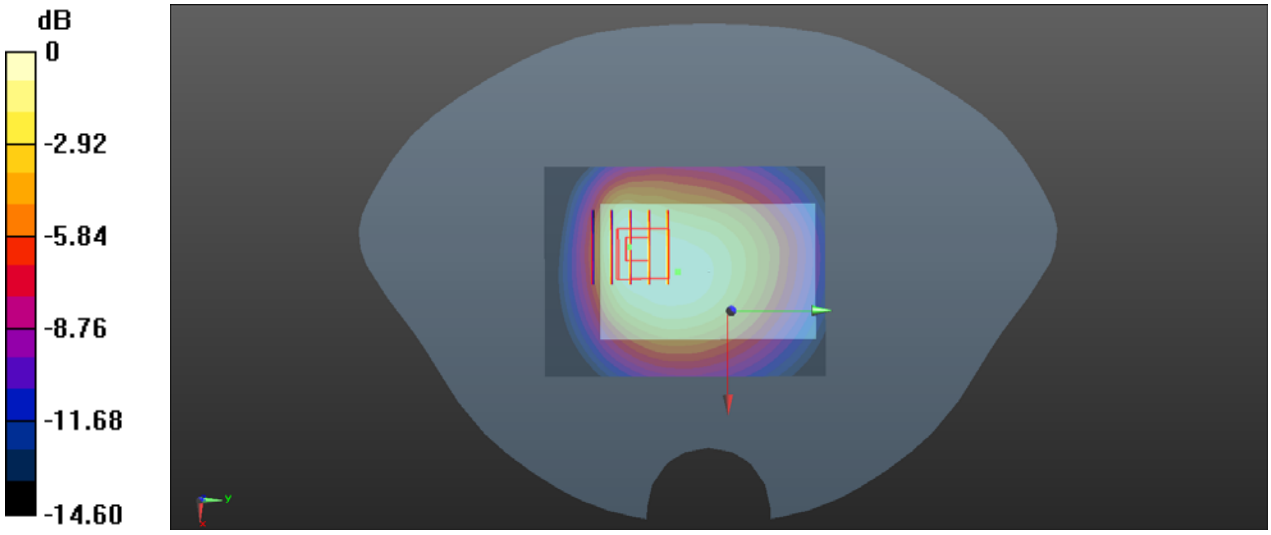

0 dB = 1.00 W/kg

LTE Band 4_20MHz_QPSK_1RB_0Offset_Back Side_10mm_Ch20300

Communication System: UID 0, LTE (0); Frequency: 1745 MHz;Duty Cycle: 1:1
Medium: HSL_1800 Medium parameters used: f = 1745 MHz; σ = 1.369 S/m; ε_r = 39.91; ρ = 1000 kg/m^3
Ambient Temperature：23.2 ℃; Liquid Temperature：22.2 ℃

DASY5 Configuration:
- Probe: EX3DV4 - SN7608; ConvF(7.94, 7.98, 7.32) @ 1745 MHz; Calibrated: 2024/3/21
- Sensor-Surface: 2mm (Mechanical Surface Detection)
- Electronics: DAE4 Sn1643; Calibrated: 2024/3/27
- Phantom: SAM 2; Type: QD000P40CC; Serial: TP:1464
- Measurement SW: DASY52, Version 52.10 (4); SEMCAD X Version 14.6.14 (7501)

Ch20300/Area Scan (61x81x1): Interpolated grid: dx=1.500 mm, dy=1.500 mm
Maximum value of SAR (interpolated) = 1.28 W/kg

Ch20300/Zoom Scan (5x5x7)/Cube 0: Measurement grid: dx=8mm, dy=8mm, dz=5mm
Reference Value = 15.62 V/m; Power Drift = -0.08 dB
Peak SAR (extrapolated) = 1.31 W/kg
SAR(1 g) = 0.829 W/kg; SAR(10 g) = 0.495 W/kg
Smallest distance from peaks to all points 3 dB below = 13.6 mm
Ratio of SAR at M2 to SAR at M1 = 63.1%
Maximum value of SAR (measured) = 1.06 W/kg

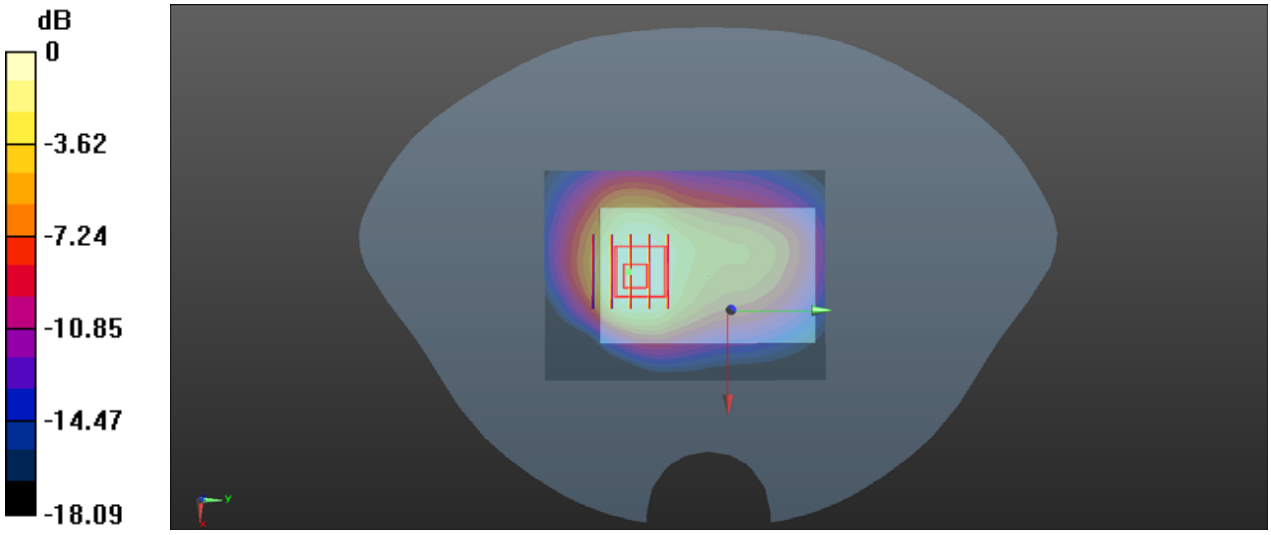

0 dB = 1.06 W/kg

LTE Band 5_10MHz_QPSK_1RB_0Offset_Back Side_10mm_Ch20600

Communication System: UID 0, LTE (0); Frequency: 844 MHz;Duty Cycle: 1:1
Medium: HSL_900 Medium parameters used: f = 844 MHz; σ = 0.939 S/m; ε_r = 41.648; ρ = 1000 kg/m^3
Ambient Temperature：23.2 ℃; Liquid Temperature：22.3 ℃

DASY5 Configuration:
- Probe: EX3DV4 - SN7608; ConvF(9.17, 9.05, 8.22) @ 844 MHz; Calibrated: 2024/3/21
- Sensor-Surface: 2mm (Mechanical Surface Detection)
- Electronics: DAE4 Sn1643; Calibrated: 2024/3/27
- Phantom: SAM 2; Type: QD000P40CC; Serial: TP:1464
- Measurement SW: DASY52, Version 52.10 (4); SEMCAD X Version 14.6.14 (7501)

Ch20600/Area Scan (61x81x1): Interpolated grid: dx=1.500 mm, dy=1.500 mm
Maximum value of SAR (interpolated) = 1.13 W/kg

Ch20600/Zoom Scan (5x5x7)/Cube 0: Measurement grid: dx=8mm, dy=8mm, dz=5mm
Reference Value = 32.02 V/m; Power Drift = -0.03 dB
Peak SAR (extrapolated) = 1.20 W/kg
SAR(1 g) = 0.847 W/kg; SAR(10 g) = 0.579 W/kg
Smallest distance from peaks to all points 3 dB below = 25.6 mm
Ratio of SAR at M2 to SAR at M1 = 71.2%
Maximum value of SAR (measured) = 1.06 W/kg

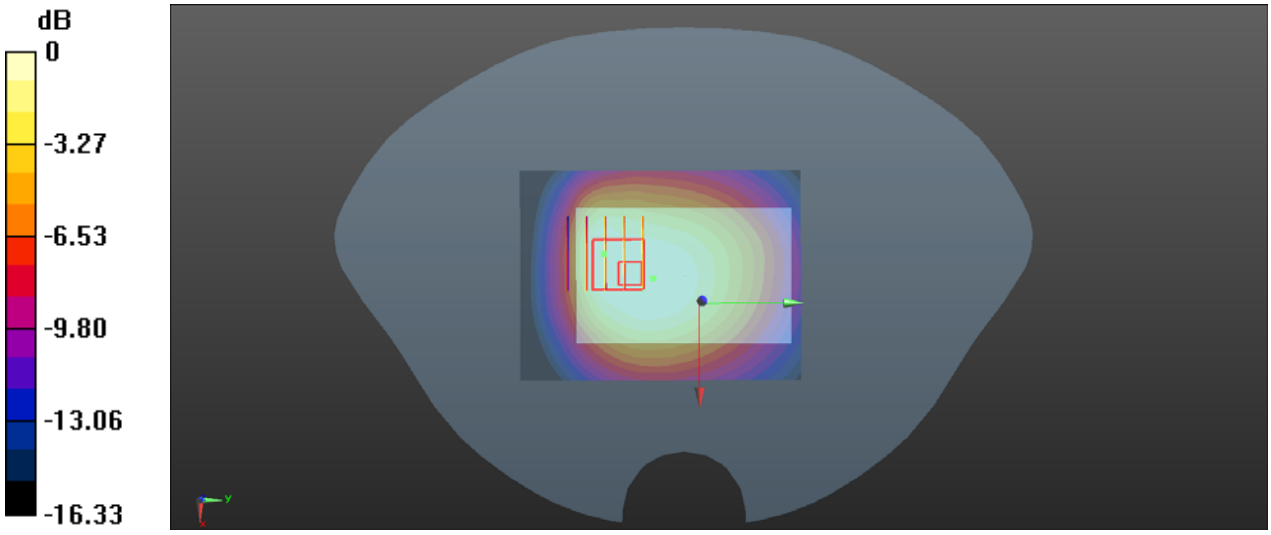

0 dB = 1.06 W/kg

LTE Band 7_20MHz_QPSK_1RB_0Offset_Back Side_10mm_Ch20850

Communication System: UID 0, LTE (0); Frequency: 2510 MHz;Duty Cycle: 1:1
Medium: HSL_2600 Medium parameters used: f = 2510 MHz; σ = 1.882 S/m; ε_r = 38.668; ρ = 1000 kg/m^3
Ambient Temperature：23.2 ℃; Liquid Temperature：22.1 ℃

DASY5 Configuration:
- Probe: EX3DV4 - SN7608; ConvF(7.23, 7.26, 6.75) @ 2510 MHz; Calibrated: 2024/3/21
- Sensor-Surface: 2mm (Mechanical Surface Detection)
- Electronics: DAE4 Sn1643; Calibrated: 2024/3/27
- Phantom: SAM 2; Type: QD000P40CC; Serial: TP:1464
- Measurement SW: DASY52, Version 52.10 (4); SEMCAD X Version 14.6.14 (7501)

Ch20850/Area Scan (81x101x1): Interpolated grid: dx=1.200 mm, dy=1.200 mm
Maximum value of SAR (interpolated) = 1.13 W/kg

Ch20850/Zoom Scan (7x7x7)/Cube 0: Measurement grid: dx=5mm, dy=5mm, dz=5mm
Reference Value = 14.49 V/m; Power Drift = -0.05 dB
Peak SAR (extrapolated) = 1.32 W/kg
SAR(1 g) = 0.771 W/kg; SAR(10 g) = 0.425 W/kg
Smallest distance from peaks to all points 3 dB below = 16.6 mm
Ratio of SAR at M2 to SAR at M1 = 58.3%
Maximum value of SAR (measured) = 1.05 W/kg

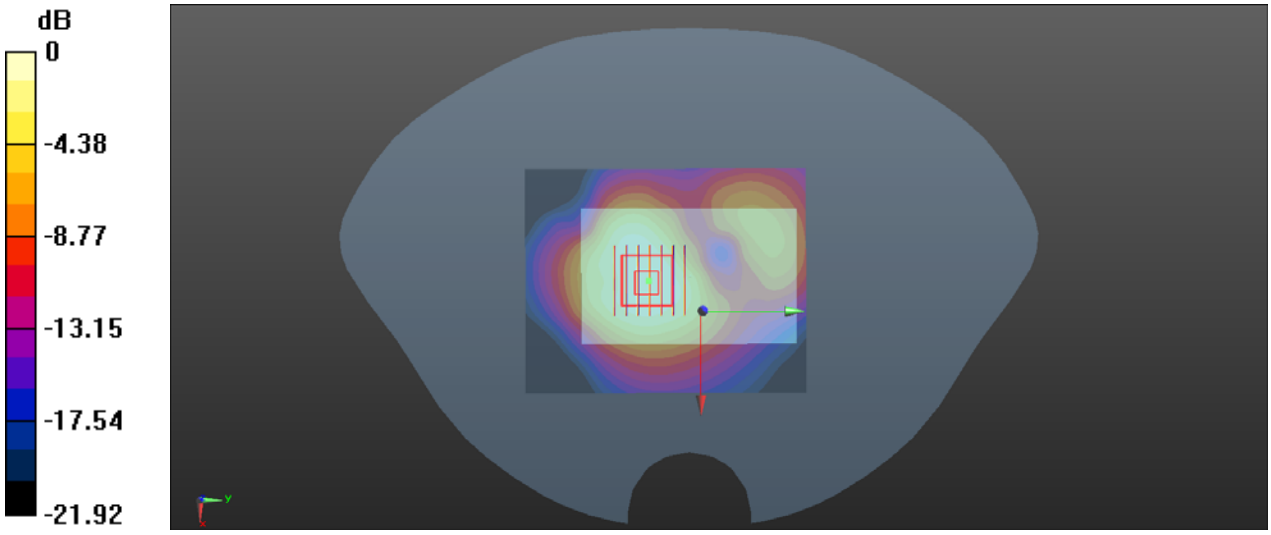

0 dB = 1.05 W/kg

LTE Band 12_10MHz_QPSK_1RB_0Offset_Back Side_10mm_Ch23095

Communication System: UID 0, LTE (0); Frequency: 707.5 MHz;Duty Cycle: 1:1
Medium: HSL_750 Medium parameters used: f = 707.5 MHz; σ = 0.897 S/m; ε_r = 42.747; ρ = 1000 kg/m^3
Ambient Temperature：23.2 ℃; Liquid Temperature：22.2 ℃

DASY5 Configuration:
- Probe: EX3DV4 - SN7608; ConvF(9.85, 9.47, 8.84) @ 707.5 MHz; Calibrated: 2024/3/21
- Sensor-Surface: 2mm (Mechanical Surface Detection)
- Electronics: DAE4 Sn1643; Calibrated: 2024/3/27
- Phantom: SAM 2; Type: QD000P40CC; Serial: TP:1464
- Measurement SW: DASY52, Version 52.10 (4); SEMCAD X Version 14.6.14 (7501)

Ch23095/Area Scan (61x81x1): Interpolated grid: dx=1.500 mm, dy=1.500 mm
Maximum value of SAR (interpolated) = 0.405 W/kg

Ch23095/Zoom Scan (5x5x7)/Cube 0: Measurement grid: dx=8mm, dy=8mm, dz=5mm
Reference Value = 18.79 V/m; Power Drift = -0.05 dB
Peak SAR (extrapolated) = 0.425 W/kg
SAR(1 g) = 0.270 W/kg; SAR(10 g) = 0.186 W/kg
Smallest distance from peaks to all points 3 dB below = 11.2 mm
Ratio of SAR at M2 to SAR at M1 = 63.3%
Maximum value of SAR (measured) = 0.351 W/kg

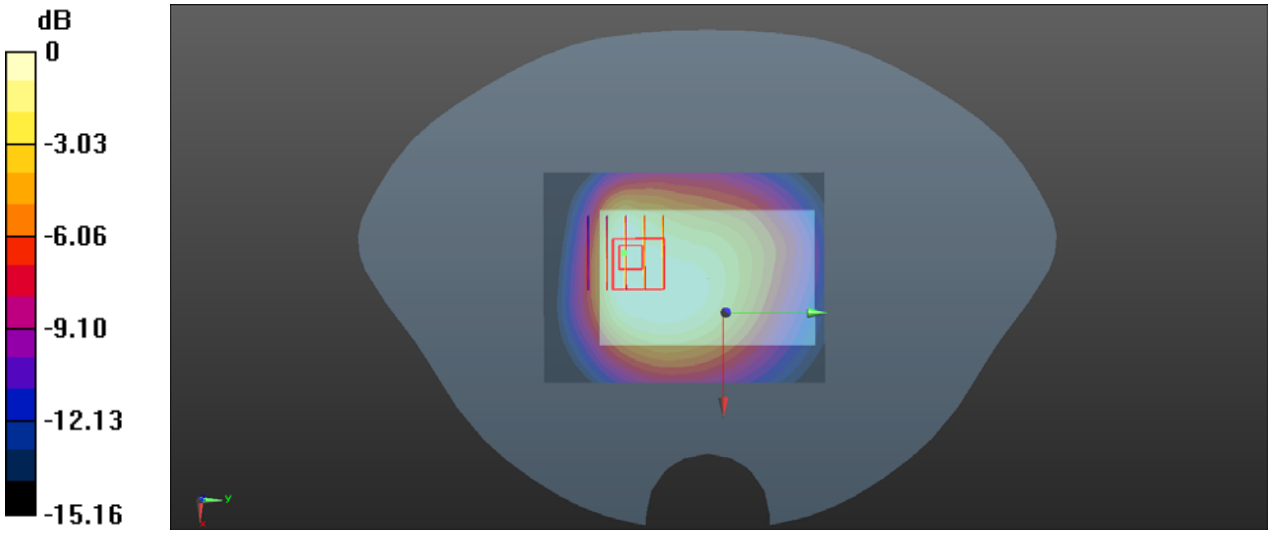

0 dB = 0.351 W/kg

LTE Band 13_10MHz_QPSK_1RB_0Offset_Back Side_10mm_Ch23230

Communication System: UID 0, LTE (0); Frequency: 782 MHz;Duty Cycle: 1:1
Medium: HSL_750 Medium parameters used: f = 782 MHz; σ = 0.931 S/m; ε_r = 42.323; ρ = 1000 kg/m^3
Ambient Temperature：23.2 ℃; Liquid Temperature：22.2 ℃

DASY5 Configuration:
- Probe: EX3DV4 - SN7608; ConvF(9.85, 9.47, 8.84) @ 782 MHz; Calibrated: 2024/3/21
- Sensor-Surface: 2mm (Mechanical Surface Detection)
- Electronics: DAE4 Sn1643; Calibrated: 2024/3/27
- Phantom: SAM 2; Type: QD000P40CC; Serial: TP:1464
- Measurement SW: DASY52, Version 52.10 (4); SEMCAD X Version 14.6.14 (7501)

Ch23230/Area Scan (61x81x1): Interpolated grid: dx=1.500 mm, dy=1.500 mm
Maximum value of SAR (interpolated) = 0.213 W/kg

Ch23230/Zoom Scan (5x5x7)/Cube 0: Measurement grid: dx=8mm, dy=8mm, dz=5mm
Reference Value = 13.68 V/m; Power Drift = 0.06 dB
Peak SAR (extrapolated) = 0.261 W/kg
SAR(1 g) = 0.167 W/kg; SAR(10 g) = 0.114 W/kg
Smallest distance from peaks to all points 3 dB below = 11.2 mm
Ratio of SAR at M2 to SAR at M1 = 63.4%
Maximum value of SAR (measured) = 0.217 W/kg

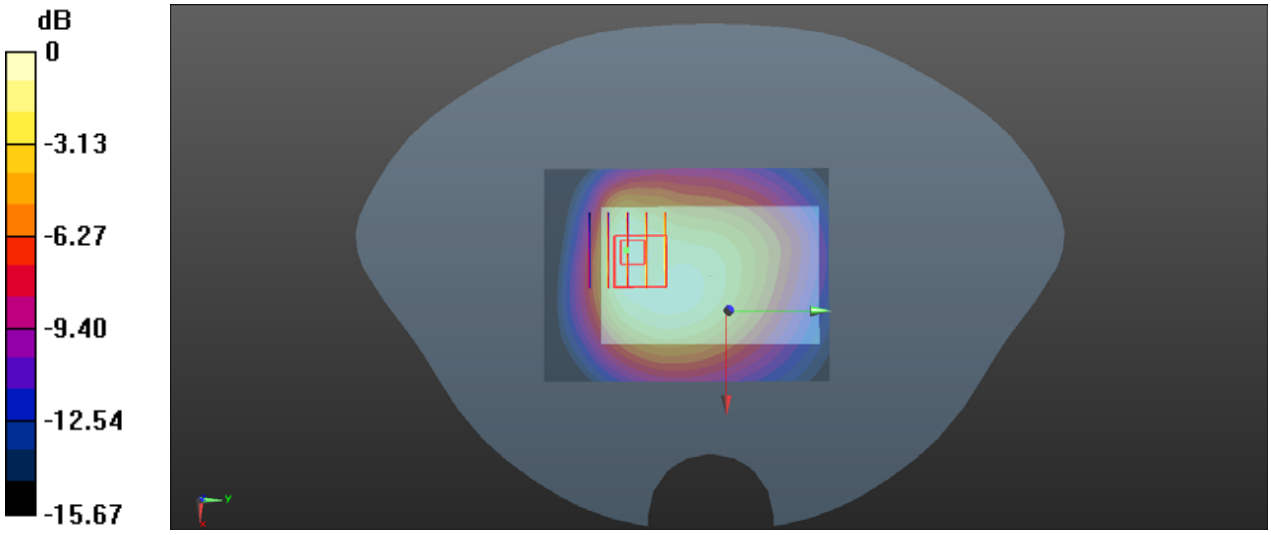

0 dB = 0.217 W/kg

LTE Band 18_15MHz_QPSK_1RB_0Offset_Back Side_10mm_Ch23925

Communication System: UID 0, LTE (0); Frequency: 822.5 MHz;Duty Cycle: 1:1
Medium: HSL_900 Medium parameters used: f = 822.5 MHz; σ = 0.878 S/m; ε_r = 41.531; ρ = 1000 kg/m^3
Ambient Temperature：23.2 ℃; Liquid Temperature：22.1 ℃

DASY5 Configuration:
- Probe: EX3DV4 - SN7608; ConvF(9.17, 9.05, 8.22) @ 822.5 MHz; Calibrated: 2024/3/21
- Sensor-Surface: 2mm (Mechanical Surface Detection)
- Electronics: DAE4 Sn1643; Calibrated: 2024/3/27
- Phantom: SAM 2; Type: QD000P40CC; Serial: TP:1464
- Measurement SW: DASY52, Version 52.10 (4); SEMCAD X Version 14.6.14 (7501)

Ch23925/Area Scan (61x81x1): Interpolated grid: dx=1.500 mm, dy=1.500 mm
Maximum value of SAR (interpolated) = 0.695 W/kg

Ch23925/Zoom Scan (5x5x7)/Cube 0: Measurement grid: dx=8mm, dy=8mm, dz=5mm
Reference Value = 24.63 V/m; Power Drift = -0.07 dB
Peak SAR (extrapolated) = 0.816 W/kg
SAR(1 g) = 0.558 W/kg; SAR(10 g) = 0.393 W/kg
Smallest distance from peaks to all points 3 dB below = 12.8 mm
Ratio of SAR at M2 to SAR at M1 = 70.5%
Maximum value of SAR (measured) = 0.697 W/kg

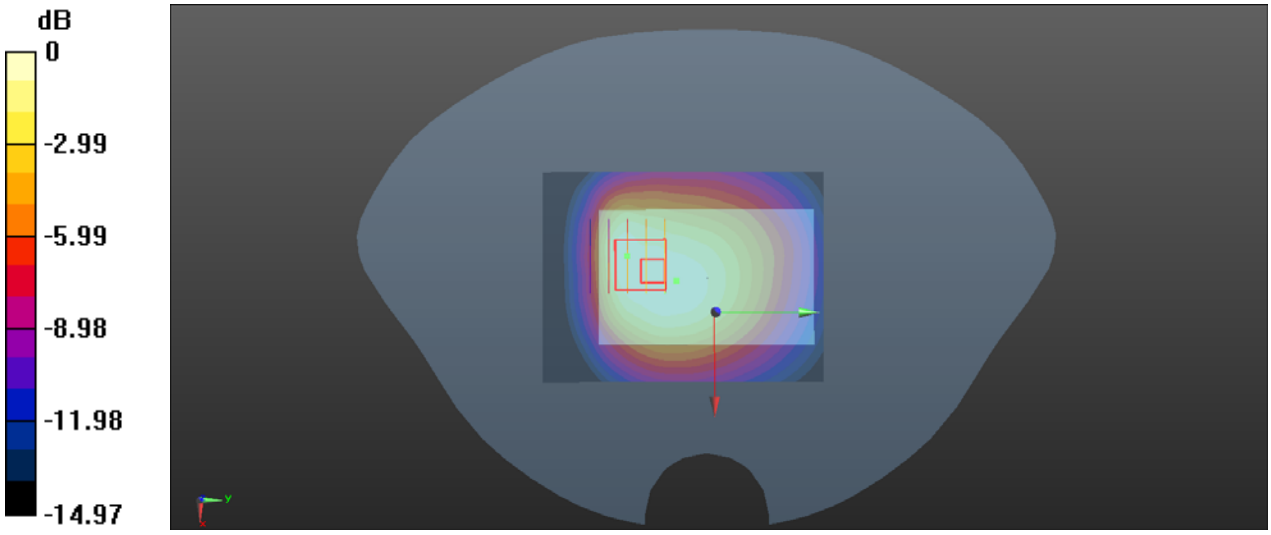

0 dB = 0.697 W/kg

LTE Band 19_15MHz_QPSK_1RB_0Offset_Back Side_10mm_Ch24075

Communication System: UID 0, LTE (0); Frequency: 837.5 MHz;Duty Cycle: 1:1
Medium: HSL_900 Medium parameters used: f = 837.5 MHz; σ = 0.899 S/m; ε_r = 41.493; ρ = 1000 kg/m^3
Ambient Temperature：23.2 ℃; Liquid Temperature：22.1 ℃

DASY5 Configuration:
- Probe: EX3DV4 - SN7608; ConvF(9.17, 9.05, 8.22) @ 837.5 MHz; Calibrated: 2024/3/21
- Sensor-Surface: 2mm (Mechanical Surface Detection)
- Electronics: DAE4 Sn1643; Calibrated: 2024/3/27
- Phantom: SAM 2; Type: QD000P40CC; Serial: TP:1464
- Measurement SW: DASY52, Version 52.10 (4); SEMCAD X Version 14.6.14 (7501)

Ch24075/Area Scan (61x81x1): Interpolated grid: dx=1.500 mm, dy=1.500 mm
Maximum value of SAR (interpolated) = 0.806 W/kg

Ch24075/Zoom Scan (5x5x7)/Cube 0: Measurement grid: dx=8mm, dy=8mm, dz=5mm
Reference Value = 27.64 V/m; Power Drift = -0.14 dB
Peak SAR (extrapolated) = 0.944 W/kg
SAR(1 g) = 0.637 W/kg; SAR(10 g) = 0.449 W/kg
Smallest distance from peaks to all points 3 dB below = 12.8 mm
Ratio of SAR at M2 to SAR at M1 = 66.7%
Maximum value of SAR (measured) = 0.799 W/kg

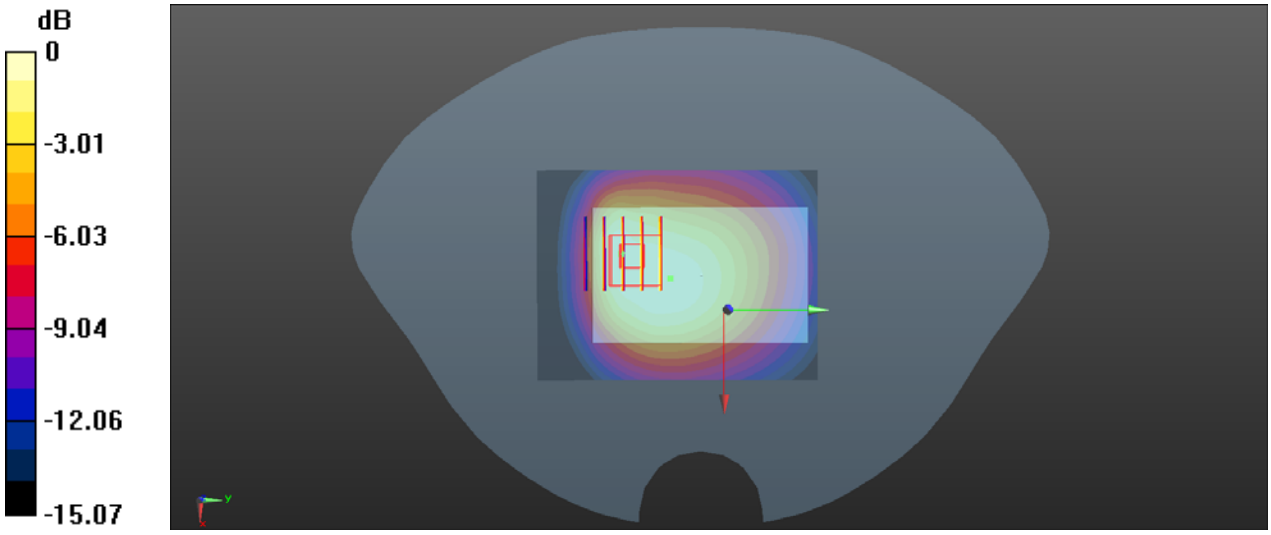

0 dB = 0.799 W/kg

LTE Band 25_20MHz_QPSK_1RB_0Offset_Back Side_10mm_Ch26590

Communication System: UID 0, LTE (0); Frequency: 1905 MHz;Duty Cycle: 1:1
Medium: HSL_1900 Medium parameters used: f = 1905 MHz; σ = 1.379 S/m; ε_r = 39.986; ρ = 1000 kg/m^3
Ambient Temperature：23.2 ℃; Liquid Temperature：22.1 ℃

DASY5 Configuration:
- Probe: EX3DV4 - SN7608; ConvF(7.73, 7.72, 7.11) @ 1905 MHz; Calibrated: 2024/3/21
- Sensor-Surface: 2mm (Mechanical Surface Detection)
- Electronics: DAE4 Sn1643; Calibrated: 2024/3/27
- Phantom: SAM 2; Type: QD000P40CC; Serial: TP:1464
- Measurement SW: DASY52, Version 52.10 (4); SEMCAD X Version 14.6.14 (7501)

Ch26590/Area Scan (61x81x1): Interpolated grid: dx=1.500 mm, dy=1.500 mm
Maximum value of SAR (interpolated) = 1.24 W/kg

Ch26590/Zoom Scan (5x5x7)/Cube 0: Measurement grid: dx=8mm, dy=8mm, dz=5mm
Reference Value = 14.30 V/m; Power Drift = -0.07 dB
Peak SAR (extrapolated) = 1.37 W/kg
SAR(1 g) = 0.825 W/kg; SAR(10 g) = 0.471 W/kg
Smallest distance from peaks to all points 3 dB below = 13.2 mm
Ratio of SAR at M2 to SAR at M1 = 62%
Maximum value of SAR (measured) = 1.10 W/kg

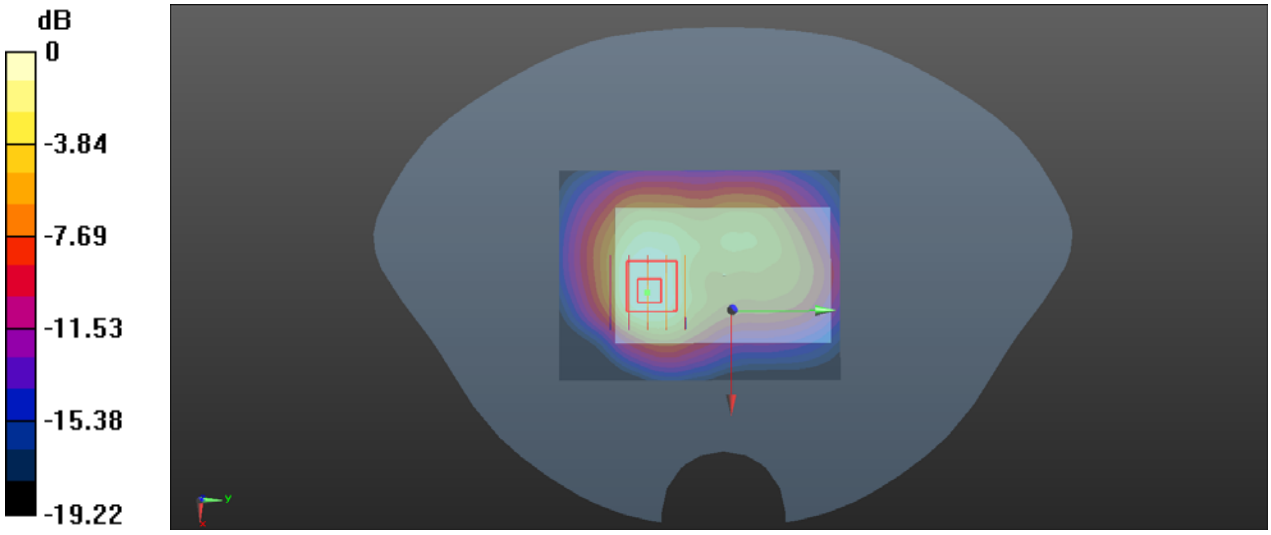

0 dB = 1.10 W/kg

LTE Band 26_15MHz_QPSK_1RB_0Offset_Back Side_10mm_Ch26865

Communication System: UID 0, LTE (0); Frequency: 831.5 MHz;Duty Cycle: 1:1
Medium: HSL_900 Medium parameters used: f = 831.5 MHz; σ = 0.891 S/m; ε_r = 41.501; ρ = 1000 kg/m^3
Ambient Temperature：23.2 ℃; Liquid Temperature：22.1 ℃

DASY5 Configuration:
- Probe: EX3DV4 - SN7608; ConvF(9.17, 9.05, 8.22) @ 831.5 MHz; Calibrated: 2024/3/21
- Sensor-Surface: 2mm (Mechanical Surface Detection)
- Electronics: DAE4 Sn1643; Calibrated: 2024/3/27
- Phantom: SAM 2; Type: QD000P40CC; Serial: TP:1464
- Measurement SW: DASY52, Version 52.10 (4); SEMCAD X Version 14.6.14 (7501)

Ch26865/Area Scan (61x81x1): Interpolated grid: dx=1.500 mm, dy=1.500 mm
Maximum value of SAR (interpolated) = 0.763 W/kg

Ch26865/Zoom Scan (5x5x7)/Cube 0: Measurement grid: dx=8mm, dy=8mm, dz=5mm
Reference Value = 26.27 V/m; Power Drift = -0.17 dB
Peak SAR (extrapolated) = 0.893 W/kg
SAR(1 g) = 0.603 W/kg; SAR(10 g) = 0.424 W/kg
Smallest distance from peaks to all points 3 dB below = 12.2 mm
Ratio of SAR at M2 to SAR at M1 = 66.9%
Maximum value of SAR (measured) = 0.756 W/kg

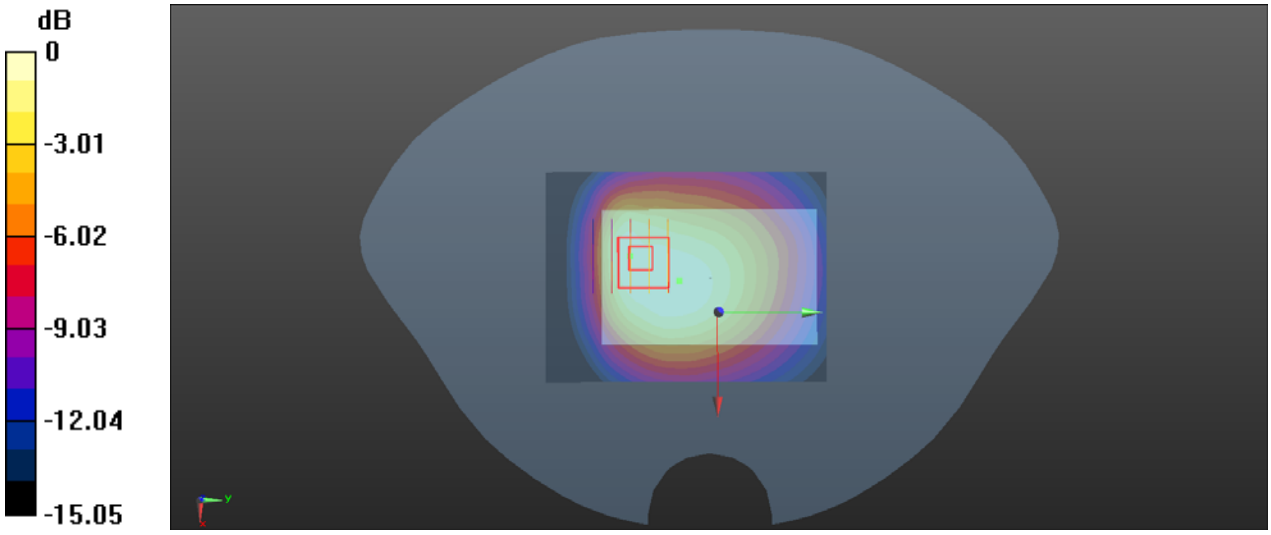

0 dB = 0.756 W/kg

LTE Band 40_10MHz_QPSK_1RB_0Offset_Back Side_10mm_Ch38750

Communication System: UID 0, LTE (0); Frequency: 2310 MHz;Duty Cycle: 1:1.59
Medium: HSL_2300 Medium parameters used: f = 2310 MHz; σ = 1.712 S/m; ε_r = 38.272; ρ = 1000 kg/m^3
Ambient Temperature：23.2 ℃; Liquid Temperature：22.1 ℃

DASY5 Configuration:
- Probe: EX3DV4 - SN7608; ConvF(7.41, 7.43, 6.9) @ 2310 MHz; Calibrated: 2024/3/21
- Sensor-Surface: 2mm (Mechanical Surface Detection)
- Electronics: DAE4 Sn1643; Calibrated: 2024/3/27
- Phantom: SAM 2; Type: QD000P40CC; Serial: TP:1464
- Measurement SW: DASY52, Version 52.10 (4); SEMCAD X Version 14.6.14 (7501)

Ch38750/Area Scan (81x101x1): Interpolated grid: dx=1.200 mm, dy=1.200 mm
Maximum value of SAR (interpolated) = 0.344 W/kg

Ch38750/Zoom Scan (7x7x7)/Cube 0: Measurement grid: dx=5mm, dy=5mm, dz=5mm
Reference Value = 7.532 V/m; Power Drift = 0.17 dB
Peak SAR (extrapolated) = 0.456 W/kg
SAR(1 g) = 0.261 W/kg; SAR(10 g) = 0.142 W/kg
Smallest distance from peaks to all points 3 dB below = 11.2 mm
Ratio of SAR at M2 to SAR at M1 = 59.2%
Maximum value of SAR (measured) = 0.361 W/kg

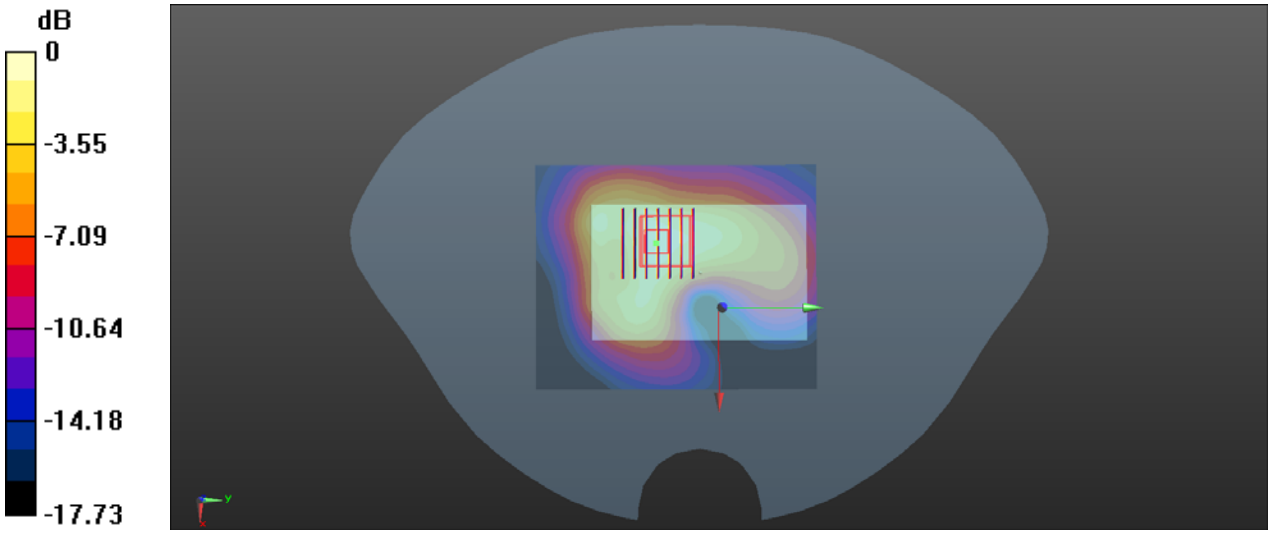

0 dB = 0.361 W/kg = -4.42 dBW/kg

LTE Band 41_20MHz_QPSK_1RB_0Offset_Front Side_10mm_Ch40640

Communication System: UID 0, LTE (0); Frequency: 2595 MHz;Duty Cycle: 1:1.59
Medium: HSL_2600 Medium parameters used: f = 2595 MHz; σ = 1.905 S/m; ε_r = 38.371; ρ = 1000 kg/m^3
Ambient Temperature：23.2 ℃; Liquid Temperature：22.1 ℃

DASY5 Configuration:
- Probe: EX3DV4 - SN7608; ConvF(7.23, 7.26, 6.75) @ 2595 MHz; Calibrated: 2024/3/21
- Sensor-Surface: 2mm (Mechanical Surface Detection)
- Electronics: DAE4 Sn1643; Calibrated: 2024/3/27
- Phantom: SAM 2; Type: QD000P40CC; Serial: TP:1464
- Measurement SW: DASY52, Version 52.10 (4); SEMCAD X Version 14.6.14 (7501)

Ch40640/Area Scan (81x101x1): Interpolated grid: dx=1.200 mm, dy=1.200 mm
Maximum value of SAR (interpolated) = 0.498 W/kg

Ch40640/Zoom Scan (7x7x7)/Cube 0: Measurement grid: dx=5mm, dy=5mm, dz=5mm
Reference Value = 6.880 V/m; Power Drift = 0.04 dB
Peak SAR (extrapolated) = 0.604 W/kg
SAR(1 g) = 0.350 W/kg; SAR(10 g) = 0.194 W/kg
Smallest distance from peaks to all points 3 dB below = 16.6 mm
Ratio of SAR at M2 to SAR at M1 = 57.1%
Maximum value of SAR (measured) = 0.481 W/kg

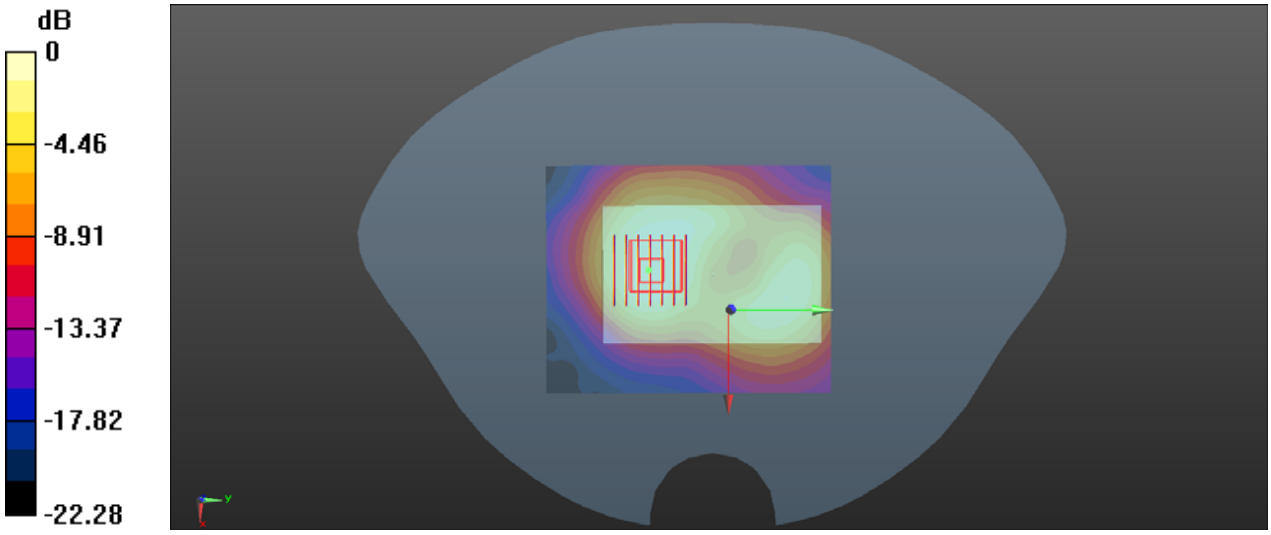

0 dB = 0.481 W/kg

WLAN 2.4GHz_802.11b 1Mbps_Back Side_10mm_Ch11

Communication System: UID 0, WLAN 2.4GHz 802.11b (0); Frequency: 2462 MHz;Duty Cycle: 1:1.003
Medium: HSL_2450 Medium parameters used: f = 2462 MHz; σ = 1.849 S/m; ε_r = 39.148; ρ = 1000 kg/m^3
Ambient Temperature：23.2 ℃; Liquid Temperature：22.3 ℃

DASY5 Configuration:
- Probe: EX3DV4 - SN7608; ConvF(7.31, 7.34, 6.82) @ 2462 MHz; Calibrated: 2024/3/21
- Sensor-Surface: 2mm (Mechanical Surface Detection)
- Electronics: DAE4 Sn1643; Calibrated: 2024/3/27
- Phantom: SAM 2; Type: QD000P40CC; Serial: TP:1464
- Measurement SW: DASY52, Version 52.10 (4); SEMCAD X Version 14.6.14 (7501)

Ch11/Area Scan (81x91x1): Interpolated grid: dx=1.200 mm, dy=1.200 mm
Maximum value of SAR (interpolated) = 0.652 W/kg

Ch11/Zoom Scan (7x7x7)/Cube 0: Measurement grid: dx=5mm, dy=5mm, dz=5mm
Reference Value = 9.761 V/m; Power Drift = -0.13 dB
Peak SAR (extrapolated) = 0.791 W/kg
SAR(1 g) = 0.429 W/kg; SAR(10 g) = 0.218 W/kg
Smallest distance from peaks to all points 3 dB below = 11 mm
Ratio of SAR at M2 to SAR at M1 = 54.3%
Maximum value of SAR (measured) = 0.618 W/kg

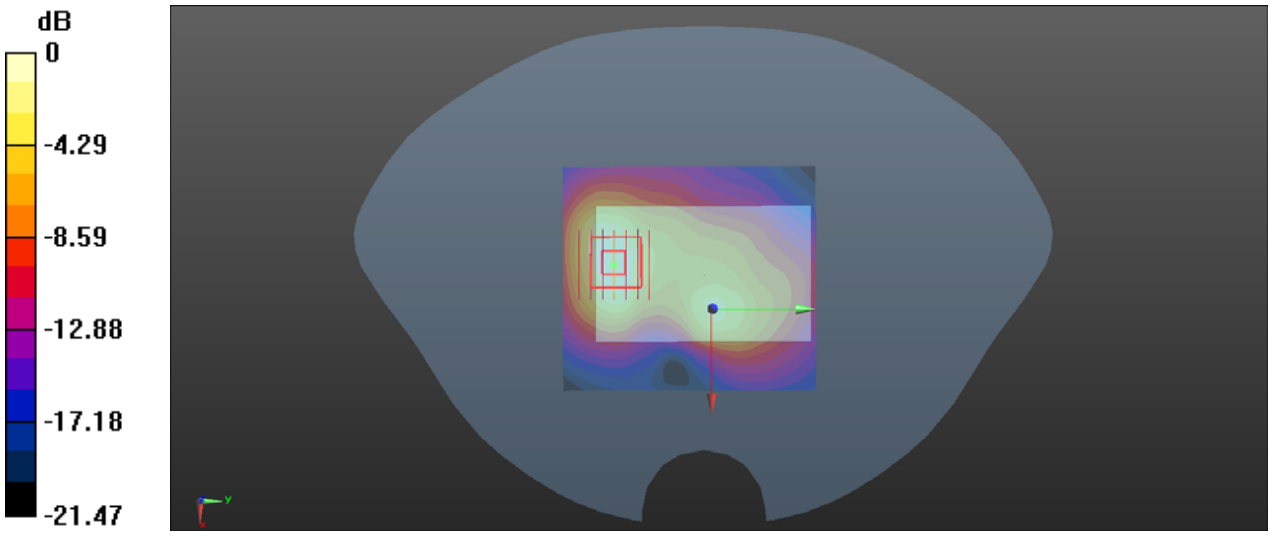

0 dB = 0.618 W/kg

WLAN 5.2GHz_802.11a 6Mbps_Back Side_10mm_Ch36

Communication System: UID 0, WLAN 5GHz (0); Frequency: 5180 MHz;Duty Cycle: 1:1.022
Medium: HSL_5250 Medium parameters used: f = 5180 MHz; σ = 4.43 S/m; ε_r = 36.597; ρ = 1000 kg/m^3
Ambient Temperature：23.2 ℃; Liquid Temperature：22.1 ℃

DASY5 Configuration:
- Probe: EX3DV4 - SN7608; ConvF(5.41, 5.52, 5.17) @ 5180 MHz; Calibrated: 2024/3/21
- Sensor-Surface: 2mm (Mechanical Surface Detection)
- Electronics: DAE4 Sn1643; Calibrated: 2024/3/27
- Phantom: SAM 2; Type: QD000P40CC; Serial: TP:1464
- Measurement SW: DASY52, Version 52.10 (4); SEMCAD X Version 14.6.14 (7501)

Ch36/Area Scan (91x101x1): Interpolated grid: dx=1.000 mm, dy=1.000 mm
Maximum value of SAR (interpolated) = 0.587 W/kg

Ch36/Zoom Scan (8x8x15)/Cube 0: Measurement grid: dx=4mm, dy=4mm, dz=2mm
Reference Value = 3.520 V/m; Power Drift = 0.05 dB
Peak SAR (extrapolated) = 1.22 W/kg
SAR(1 g) = 0.301 W/kg; SAR(10 g) = 0.105 W/kg
Smallest distance from peaks to all points 3 dB below = 8.7 mm
Ratio of SAR at M2 to SAR at M1 = 53.3%
Maximum value of SAR (measured) = 0.558 W/kg



0 dB = 0.558 W/kg

WLAN 5.3GHz_802.11a 6Mbps_Back Side_10mm_Ch52

Communication System: UID 0, WLAN 5GHz (0); Frequency: 5260 MHz;Duty Cycle: 1:1.029
Medium: HSL_5250 Medium parameters used: f = 5260 MHz; σ = 4.82 S/m; ε_r = 36.244; ρ = 1000 kg/m^3
Ambient Temperature：23.2 ℃; Liquid Temperature：22.1 ℃

DASY5 Configuration:
- Probe: EX3DV4 - SN7608; ConvF(5.41, 5.52, 5.17) @ 5260 MHz; Calibrated: 2024/3/21
- Sensor-Surface: 2mm (Mechanical Surface Detection)
- Electronics: DAE4 Sn1643; Calibrated: 2024/3/27
- Phantom: SAM 2; Type: QD000P40CC; Serial: TP:1464
- Measurement SW: DASY52, Version 52.10 (4); SEMCAD X Version 14.6.14 (7501)

Ch52/Area Scan (91x101x1): Interpolated grid: dx=1.000 mm, dy=1.000 mm
Maximum value of SAR (interpolated) = 0.547 W/kg

Ch52/Zoom Scan (8x8x15)/Cube 0: Measurement grid: dx=4mm, dy=4mm, dz=2mm
Reference Value = 2.341 V/m; Power Drift = -0.04 dB
Peak SAR (extrapolated) = 1.16 W/kg
SAR(1 g) = 0.284 W/kg; SAR(10 g) = 0.099 W/kg
Smallest distance from peaks to all points 3 dB below = 9.1 mm
Ratio of SAR at M2 to SAR at M1 = 53.7%
Maximum value of SAR (measured) = 0.541 W/kg



0 dB = 0.541 W/kg

WLAN 5.5GHz_802.11a 6Mbps_Back Side_10mm_Ch144

Communication System: UID 0, WLAN 5GHz (0); Frequency: 5720 MHz;Duty Cycle: 1:1.021
Medium: HSL_5750 Medium parameters used: f = 5720 MHz; σ = 5.231 S/m; ε_r = 35.92; ρ = 1000 kg/m^3
Ambient Temperature：23.2 ℃; Liquid Temperature：22.2 ℃

DASY5 Configuration:
- Probe: EX3DV4 - SN7608; ConvF(4.76, 4.89, 4.54) @ 5720 MHz; Calibrated: 2024/3/21
- Sensor-Surface: 2mm (Mechanical Surface Detection)
- Electronics: DAE4 Sn1643; Calibrated: 2024/3/27
- Phantom: SAM 2; Type: QD000P40CC; Serial: TP:1464
- Measurement SW: DASY52, Version 52.10 (4); SEMCAD X Version 14.6.14 (7501)

Ch144/Area Scan (91x101x1): Interpolated grid: dx=1.000 mm, dy=1.000 mm
Maximum value of SAR (interpolated) = 0.753 W/kg

Ch144/Zoom Scan (8x8x15)/Cube 0: Measurement grid: dx=4mm, dy=4mm, dz=2mm
Reference Value = 0 V/m; Power Drift = 0.02 dB
Peak SAR (extrapolated) = 1.44 W/kg
SAR(1 g) = 0.336 W/kg; SAR(10 g) = 0.105 W/kg
Smallest distance from peaks to all points 3 dB below = 7.9 mm
Ratio of SAR at M2 to SAR at M1 = 51.7%
Maximum value of SAR (measured) = 0.659 W/kg



0 dB = 0.659 W/kg

Bluetooth_DH 5_Back Side_10mm_Ch0

Communication System: UID 0, Bluetooth (0); Frequency: 2402 MHz;Duty Cycle: 1:1.084
Medium: HSL_2450 Medium parameters used: f = 2402 MHz; σ = 1.801 S/m; ε_r = 39.695; ρ = 1000 kg/m^3
Ambient Temperature：23.2 ℃; Liquid Temperature：22.3 ℃

DASY5 Configuration:
- Probe: EX3DV4 - SN7608; ConvF(7.31, 7.34, 6.82) @ 2402 MHz; Calibrated: 2024/3/21
- Sensor-Surface: 2mm (Mechanical Surface Detection)
- Electronics: DAE4 Sn1643; Calibrated: 2024/3/27
- Phantom: SAM 2; Type: QD000P40CC; Serial: TP:1464
- Measurement SW: DASY52, Version 52.10 (4); SEMCAD X Version 14.6.14 (7501)

Ch0/Area Scan (81x91x1): Interpolated grid: dx=1.200 mm, dy=1.200 mm
Maximum value of SAR (interpolated) = 0.0305 W/kg

Ch0/Zoom Scan (7x7x7)/Cube 0: Measurement grid: dx=5mm, dy=5mm, dz=5mm
Reference Value = 1.213 V/m; Power Drift = 0.02 dB
Peak SAR (extrapolated) = 0.0490 W/kg
SAR(1 g) = 0.013 W/kg; SAR(10 g) = 0.00731 W/kg
Smallest distance from peaks to all points 3 dB below: Larger than measurement grid (> 15 mm)
Ratio of SAR at M2 to SAR at M1 = 47.5%
Maximum value of SAR (measured) = 0.0202 W/kg

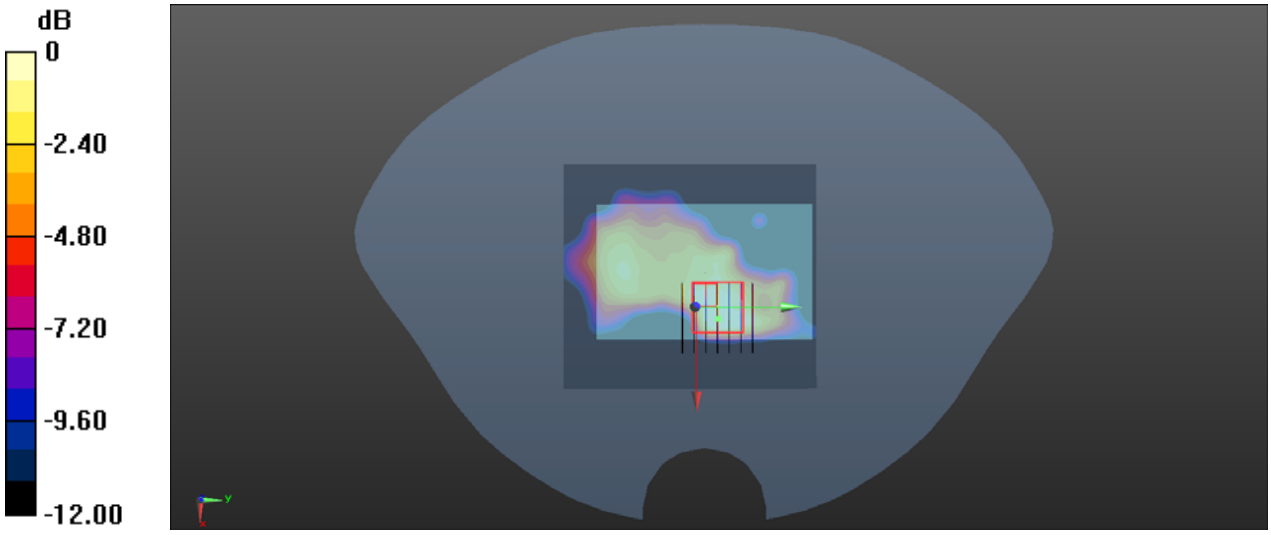

0 dB = 0.0202 W/kg