APPENDIX II.Dwell Time

Test Result

Modulation	Packet	Channel	Pulse Width (ms)	Number of Pulses in 31.6 seconds	Dwell Time (ms)	Limit (ms)	Result
GFSK	DH1	CH39 (2441MHz)	0.3828	316	120.96	< 400	PASS
	DH3		1.632	155	252.96		PASS
	DH5		2.872	115	330.28		PASS
π/4DQPSK	2-DH1		0.3912	314	122.84		PASS
	2-DH3		1.656	158	261.65		PASS
	2-DH5		2.896	108	312.77		PASS
8DPSK	3-DH1		0.3900	316	123.24		PASS
	3-DH3		1.632	164	267.65		PASS
	3-DH5		2.896	103	298.29		PASS

Test Graphs

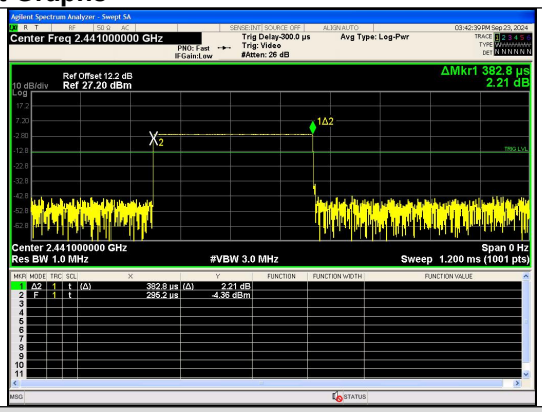

Pulse Width
GFSK_DH1

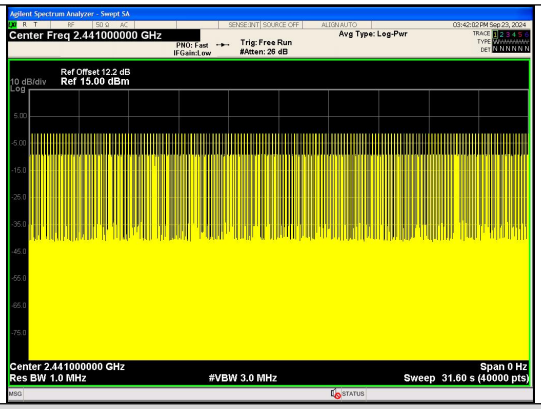

Number of Pulses in 31.6 seconds
GFSK_DH1

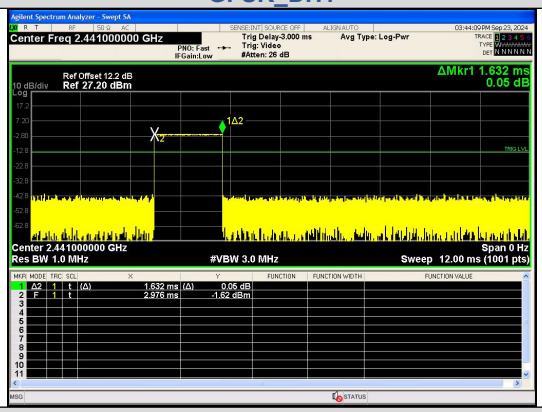

Pulse Width
GFSK_DH3

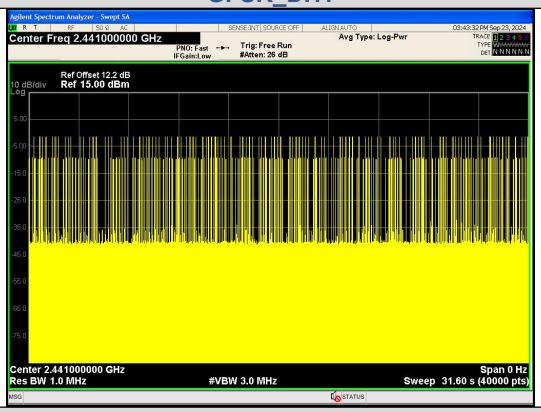

Number of Pulses in 31.6 seconds
GFSK_DH3

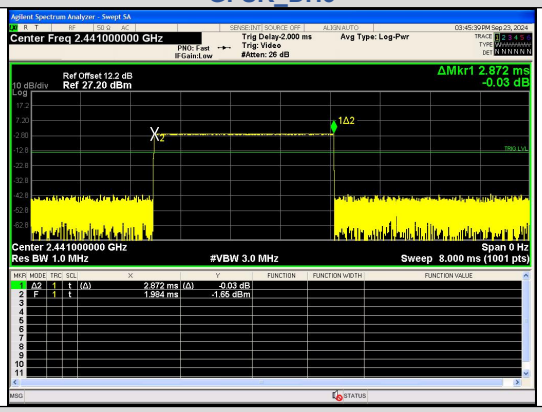

Pulse Width
GFSK_DH5

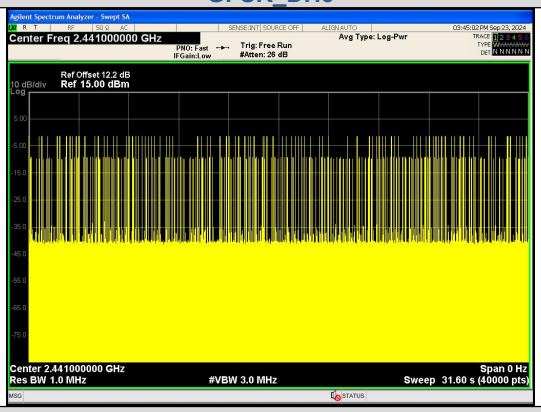

Number of Pulses in 31.6 seconds
GFSK_DH5

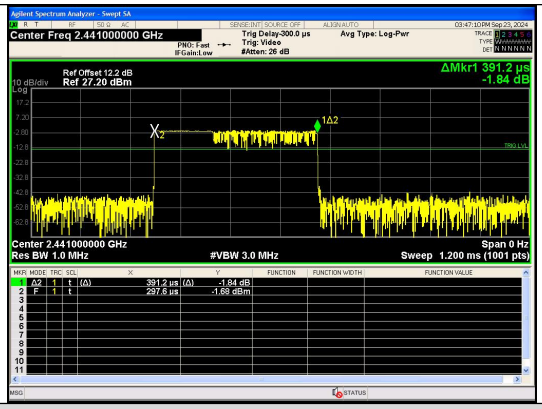

Pulse Width
π/4DQPSK_2-DH1

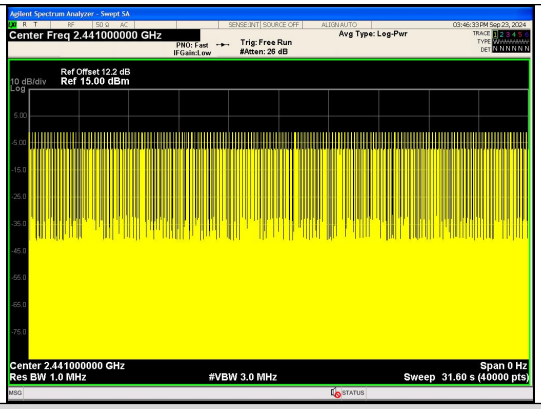

Number of Pulses in 31.6 seconds
π/4DQPSK_2-DH1

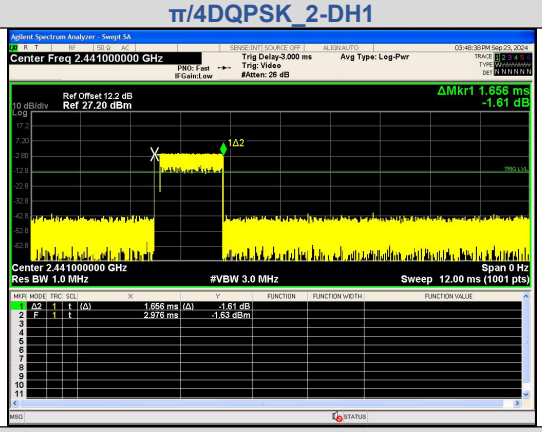

Pulse Width
π/4DQPSK_2-DH3

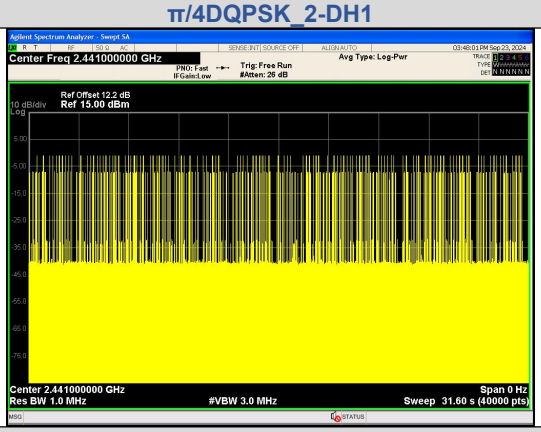

Number of Pulses in 31.6 seconds
π/4DQPSK_2-DH3

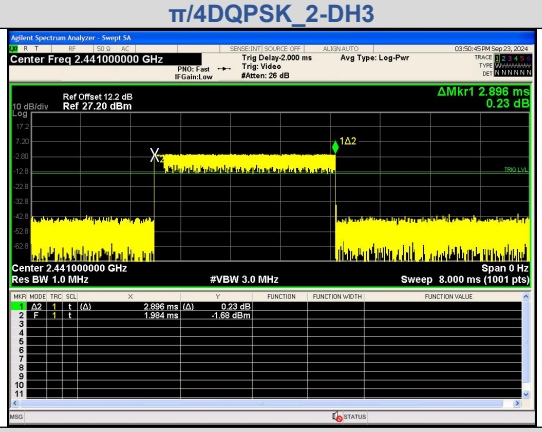

Pulse Width
π/4DQPSK_2-DH5

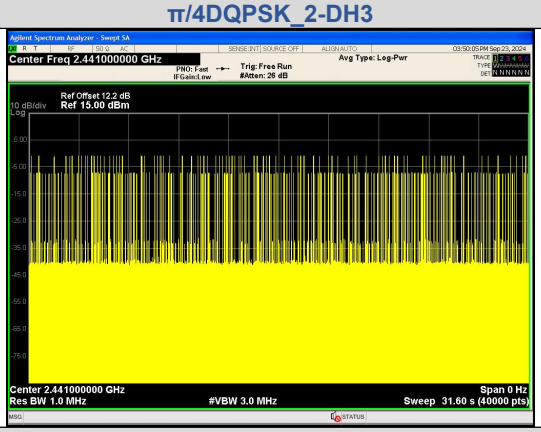

Number of Pulses in 31.6 seconds
π/4DQPSK_2-DH5

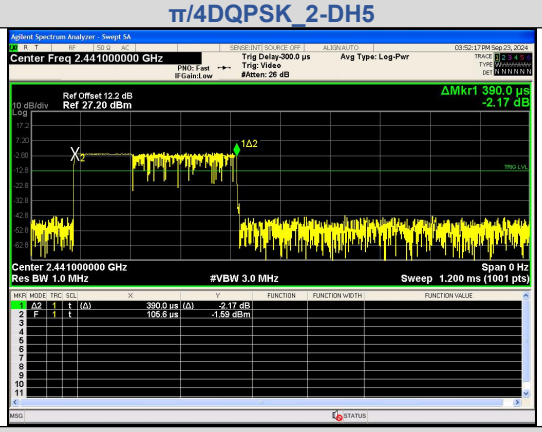

Pulse Width
8DPSK_3-DH1

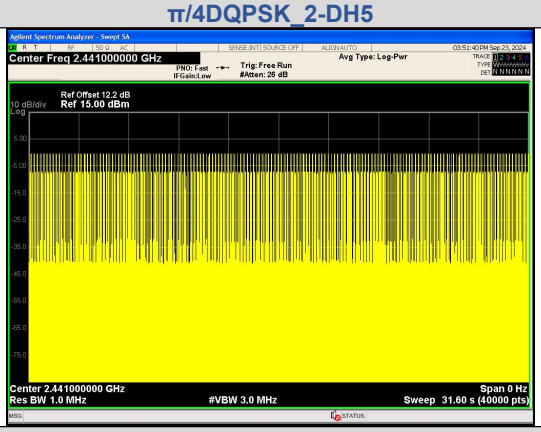

Number of Pulses in 31.6 seconds
8DPSK_3-DH1

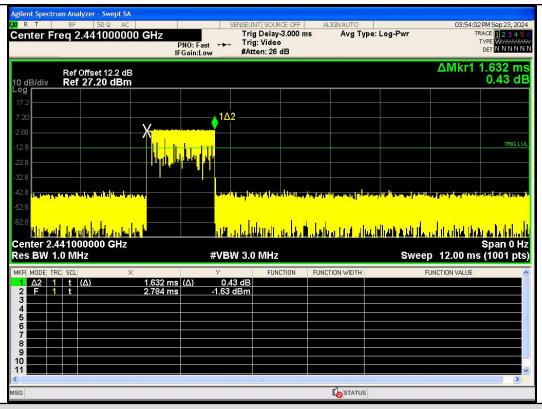

Pulse Width
8DPSK_3-DH3

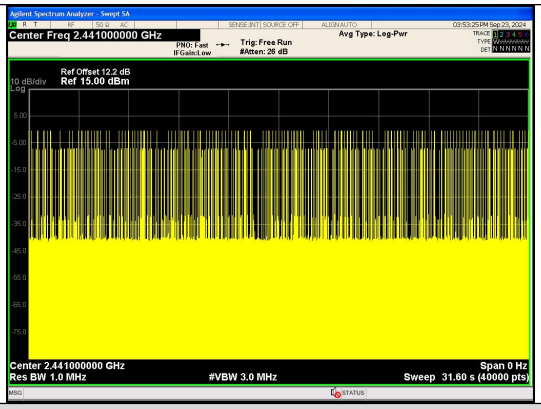

Number of Pulses in 31.6 seconds
8DPSK_3-DH3

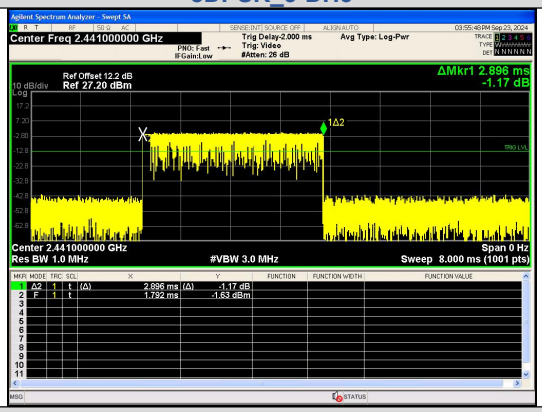

Pulse Width
8DPSK_3-DH5

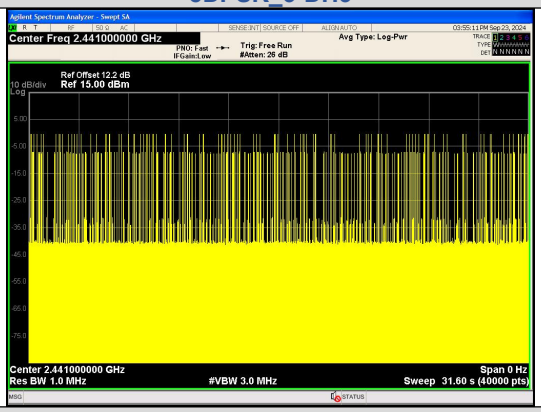

Number of Pulses in 31.6 seconds
8DPSK_3-DH5

APPENDIX III.Number Of Hopping Channel

Test Result

Modulation	Packet	Number of Hopping Channel	Limit	Result
GFSK	DH5	79	15	PASS
GFSK	DH5	79	15	PASS
GFSK	DH5	79	15	PASS
π/4DQPSK	2-DH5	79	15	PASS
π/4DQPSK	2-DH5	79	15	PASS
π/4DQPSK	2-DH5	79	15	PASS
8DPSK	3-DH5	79	15	PASS
8DPSK	3-DH5	79	15	PASS
8DPSK	3-DH5	79	15	PASS

Test Graphs

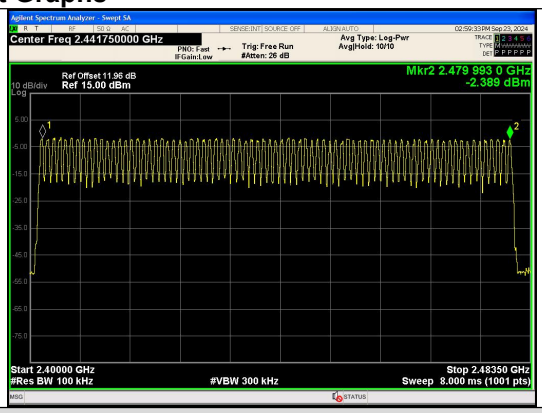

Hopping Plot
GFSK

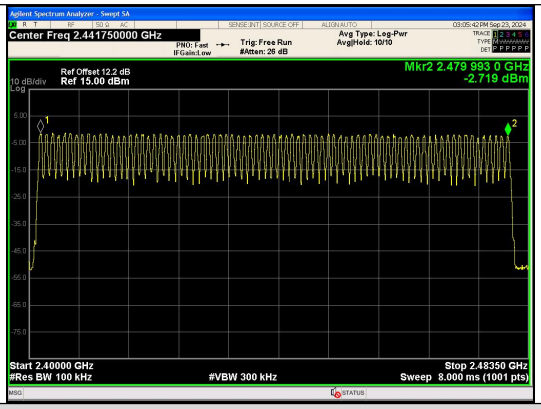

Hopping Plot
GFSK

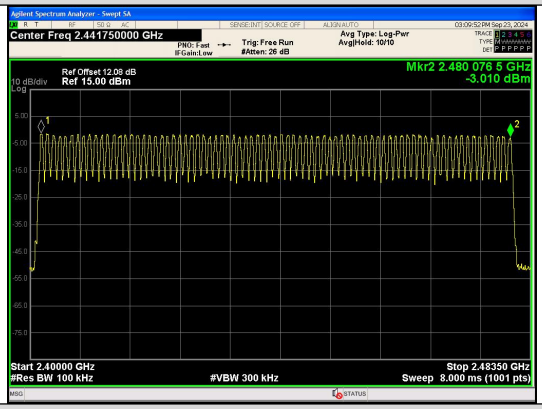

Hopping Plot
GFSK

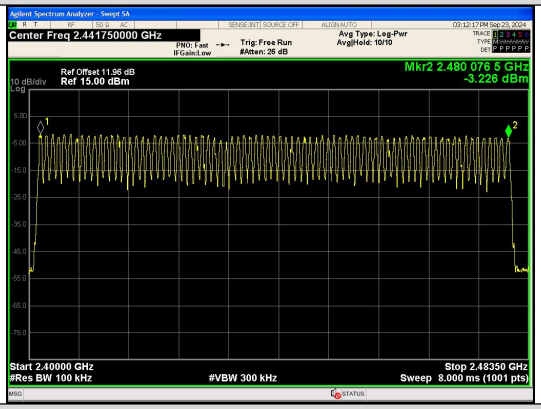

Hopping Plot
π/4DQPSK

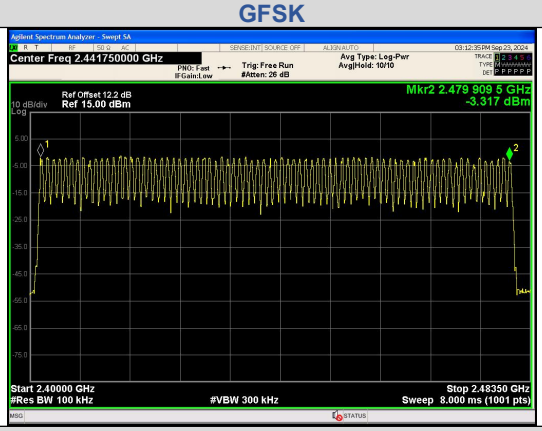

Hopping Plot
π/4DQPSK

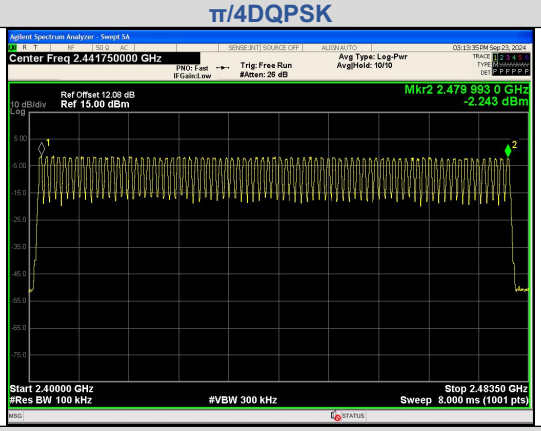

Hopping Plot
π/4DQPSK

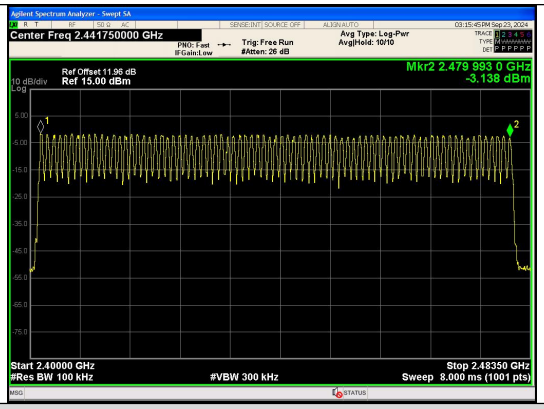

Hopping Plot
8DPSK

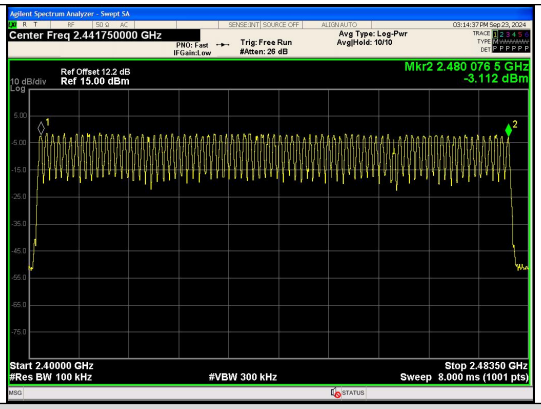

Hopping Plot
8DPSK

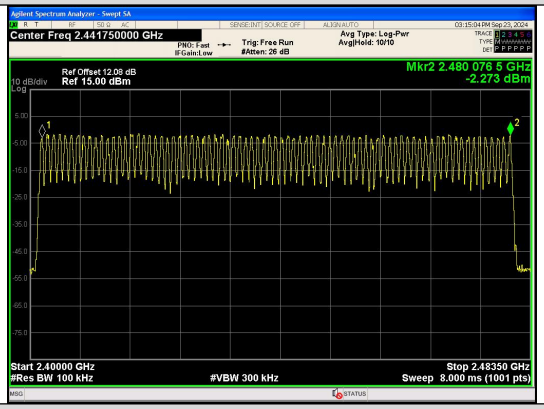

Hopping Plot
8DPSK

APPENDIX IV.Conducted Peak Output Power

Test Result

Modulation	Packet Type	Channel	Peak Output Power (dBm)	Peak Output Power (mW)	Max. Avg. Power (dBm)	Limit (dBm)	Result
GFSK	DH5	0	-1.293	0.743	None	≤30	PASS
		39	-1.378	0.728	None		PASS
		78	-1.705	0.675	None		PASS
π/4DQPSK	2-DH5	0	-0.436	0.904	None	≤20.97	PASS
		39	-0.547	0.882	None		PASS
		78	-0.818	0.828	None		PASS
8DPSK	3-DH5	0	0.007	1.002	None		PASS
		39	-0.092	0.979	None		PASS
		78	-0.398	0.912	None		PASS

APPENDIX V.99% Bandwidth

Test Result

Modulation	Channel	Center Frequency (MHz)	99% BW (MHz)
GFSK	0	2402	0.85975
	39	2441	0.85873
	78	2480	0.85785
π/4DQPSK	0	2402	1.1795
	39	2441	1.1801
	78	2480	1.1749
8DPSK	0	2402	1.1902
	39	2441	1.1981
	78	2480	1.1995

Test Graphs

GFSK_DH5_Channel 0

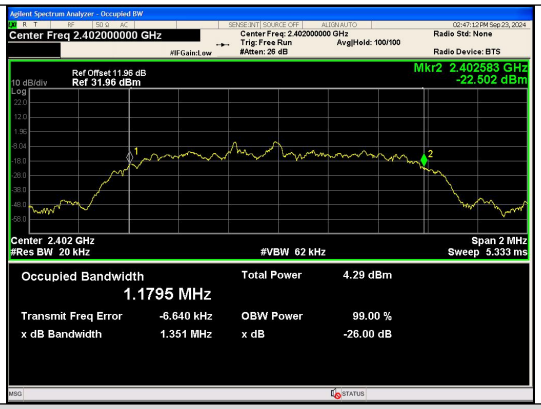

π/4DQPSK_2-DH5_Channel 0

GFSK_DH5_Channel 39

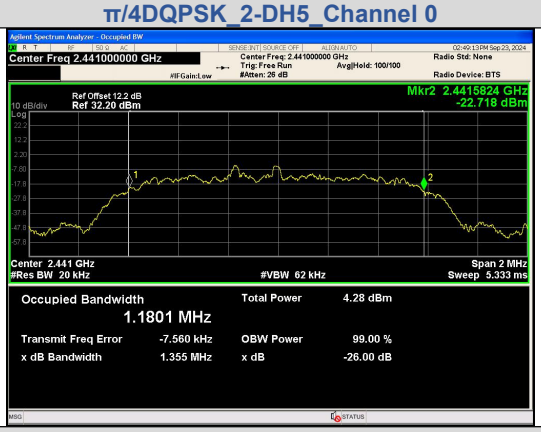

π/4DQPSK_2-DH5_Channel 39

GFSK_DH5_Channel 78

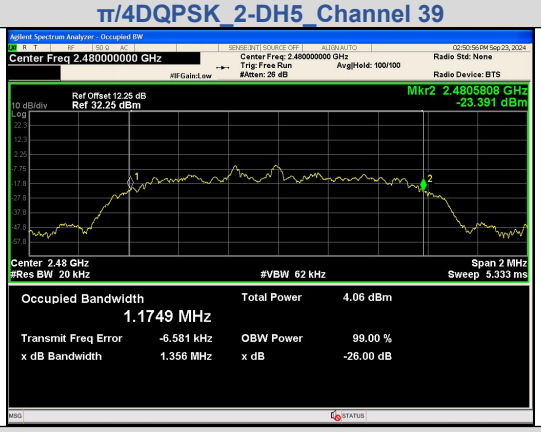

π/4DQPSK_2-DH5_Channel 78

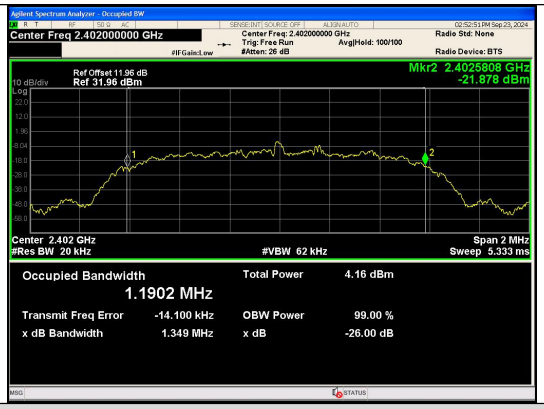

8DPSK_3-DH5_Channel 0

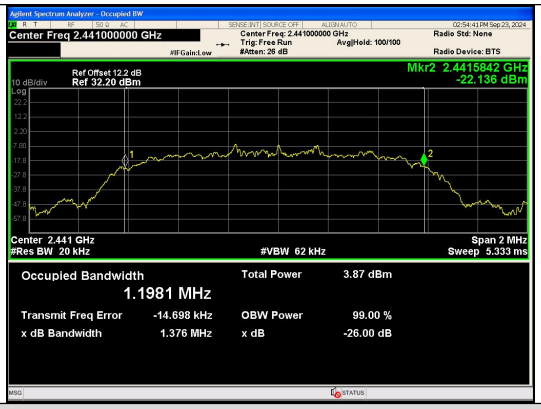

8DPSK_3-DH5_Channel 39

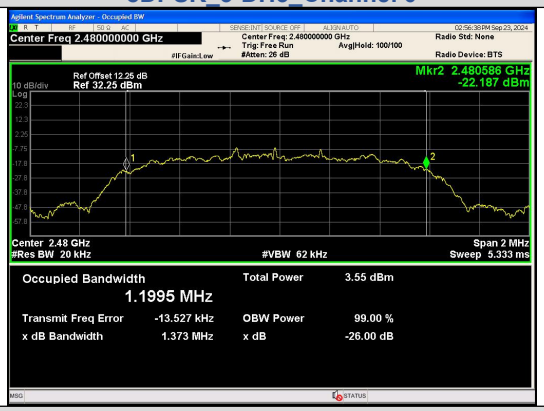

8DPSK_3-DH5_Channel 78

APPENDIX VI.20dB Bandwidth

Test Result

Modulation	Channel	Center Frequency (MHz)	20 dB Bandwidth (MHz)
GFSK	0	2402 MHz	0.9517
	39	2441 MHz	0.9502
	78	2480 MHz	0.9509
π/4DQPSK	0	2402 MHz	1.281
	39	2441 MHz	1.306
	78	2480 MHz	1.282
8DPSK	0	2402 MHz	1.302
	39	2441 MHz	1.298
	78	2480 MHz	1.298

Test Graphs

GFSK_DH5_Channel 0

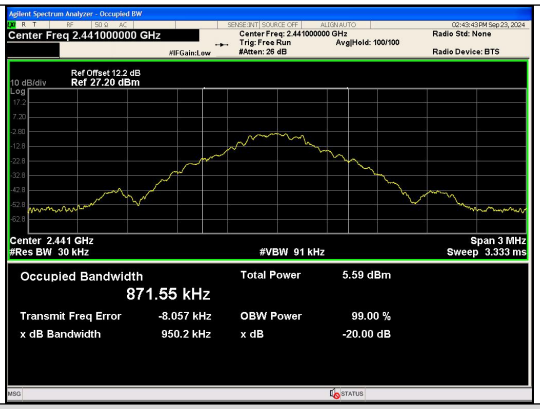

GFSK_DH5_Channel 39

GFSK_DH5_Channel 78

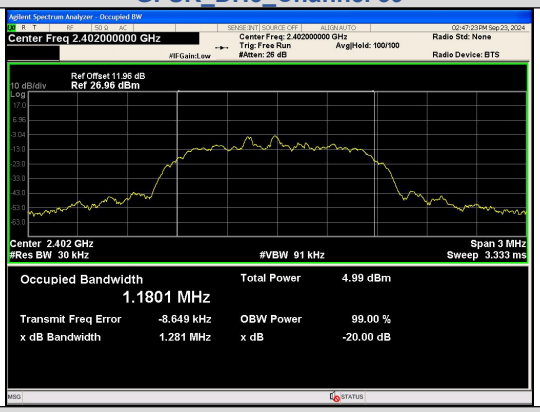

π/4DQPSK_2-DH5_Channel 0

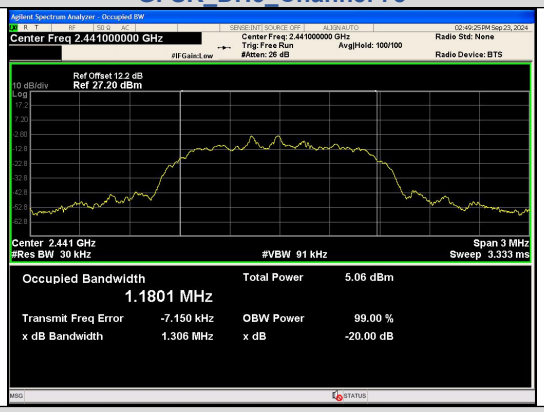

π/4DQPSK_2-DH5_Channel 39

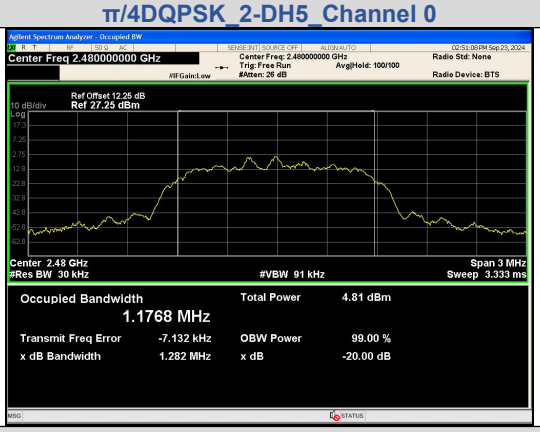

π/4DQPSK_2-DH5_Channel 78