Appendix Test Data for BLE (Conducted Measurement)

Product Name: Ice Maker

Trade Mark: CKGO

Test Model: CKGO-i5

FCC ID: 2BGYC-CKGOI5

Environmental Conditions

Temperature:	23.8℃
Relative Humidity:	58%
ATM Pressure:	100.0 kPa
Test Engineer:	Allen Lai
Supervised by:	Hugo Chen
NOTE	N/A

Appendix A: DTS Bandwidth

Test Result

TestMode	Antenna	Frequency[MHz]	DTS BW [MHz]	FL[MHz]	FH[MHz]	Limit[MHz]	Verdict
BLE_1M	Ant1	2402	0.648	2401.692	2402.340	0.5	PASS
BLE_1M	Ant1	2440	0.668	2439.680	2440.348	0.5	PASS
BLE_1M	Ant1	2480	0.700	2479.672	2480.372	0.5	PASS

Test Graphs

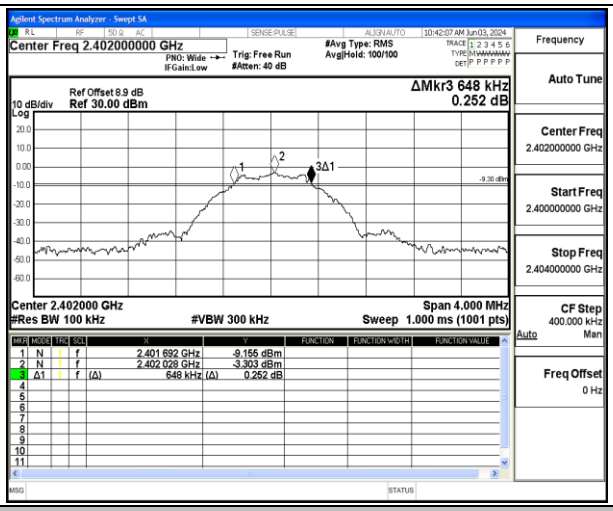

BLE_1M-Ant1-2402-PASS

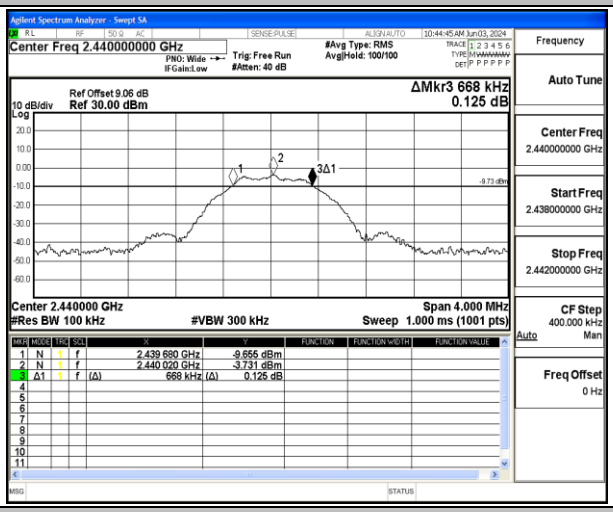

BLE_1M-Ant1-2440-PASS

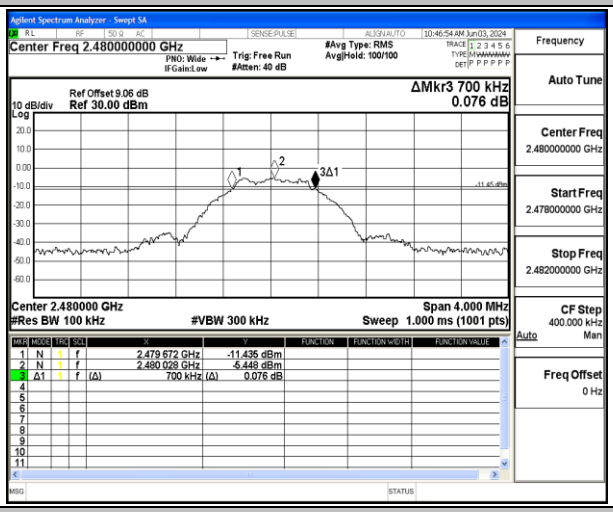

BLE_1M-Ant1-2480-PASS

Appendix B: Occupied Channel Bandwidth

Test Result

TestMode	Antenna	Frequency[MHz]	OCB [MHz]	FL[MHz]	FH[MHz]	Limit[MHz]	Verdict
BLE_1M	Ant1	2402	1.0375	2401.5082	2402.5457	---	---
BLE_1M	Ant1	2440	1.0377	2439.5048	2440.5425	---	---
BLE_1M	Ant1	2480	1.0368	2479.5059	2480.5427	---	---

Test Graphs

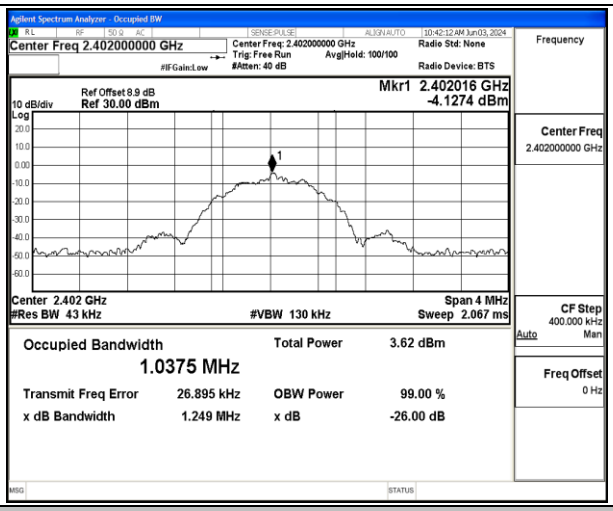

BLE_1M-Ant1-2402

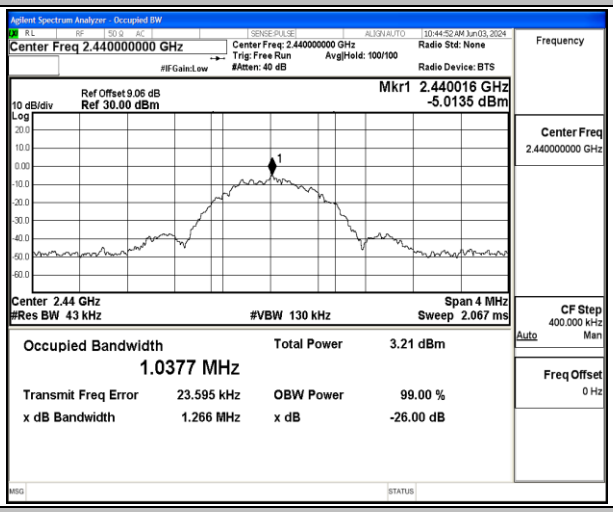

BLE_1M-Ant1-2440

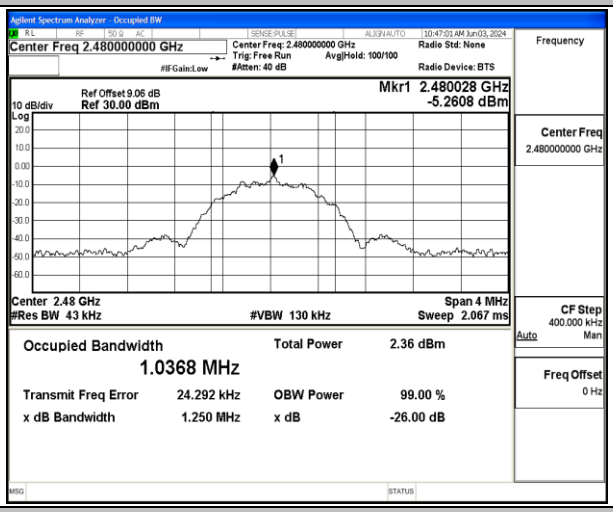

BLE_1M-Ant1-2480

Appendix C: Maximum peak conducted output power

Test Result Peak

TestMode	Antenna	Frequency[MHz]	Conducted Peak Power[dBm]	Conducted Limit[dBm]	Verdict
BLE_1M	Ant1	2402	-2.87	≤30	PASS
BLE_1M	Ant1	2440	-3.31	≤30	PASS
BLE_1M	Ant1	2480	-4.17	≤30	PASS

Test Graphs Peak

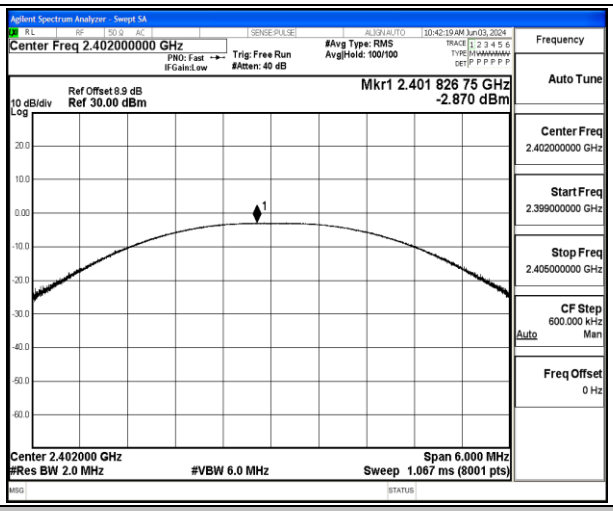

BLE_1M-Ant1-2402-PASS

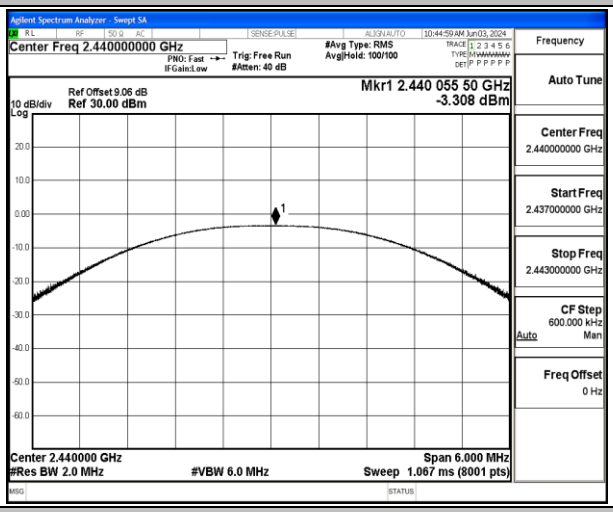

BLE_1M-Ant1-2440-PASS

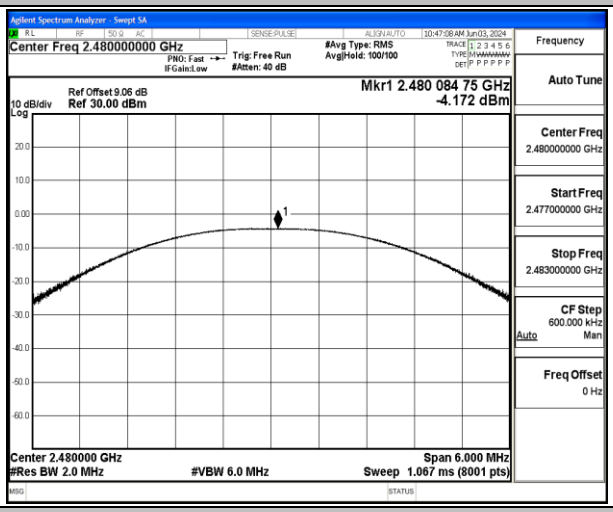

BLE_1M-Ant1-2480-PASS

Appendix D: Maximum peak power spectral density

Test Result

TestMode	Antenna	Frequency[MHz]	Result[dBm/3kHz]	Limit[dBm/3kHz]	Verdict
BLE_1M	Ant1	2402	-19.29	≤8.00	PASS
BLE_1M	Ant1	2440	-18.01	≤8.00	PASS
BLE_1M	Ant1	2480	-19.20	≤8.00	PASS

Test Graphs

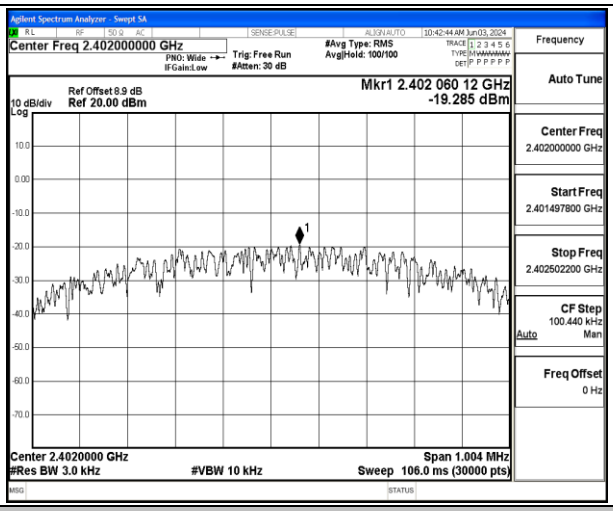

BLE_1M-Ant1-2402-PASS

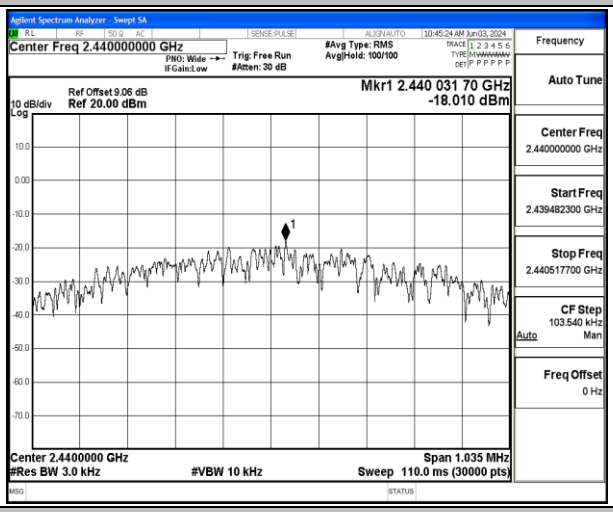

BLE_1M-Ant1-2440-PASS

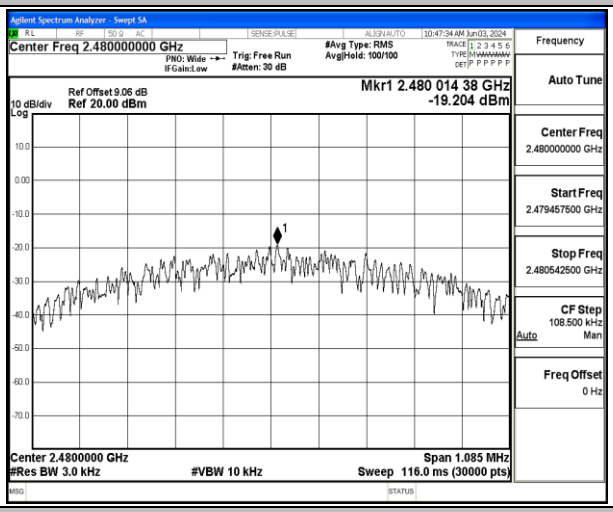

BLE_1M-Ant1-2480-PASS

Appendix E: Band edge measurements

Test Result

TestMode	Antenna	ChName	Frequency[MHz]	RefLevel[dBm]	Result[dBm]	Limit[dBm]	Verdict
BLE_1M	Ant1	Low	2402	-3.06	-50.04	≤-23.06	PASS
BLE_1M	Ant1	High	2480	-5.35	-49.79	≤-25.35	PASS

Test Graphs

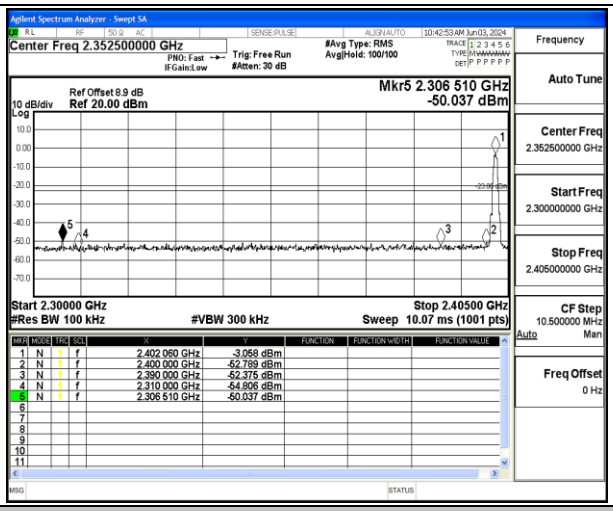

BLE_1M-Ant1-2402-PASS

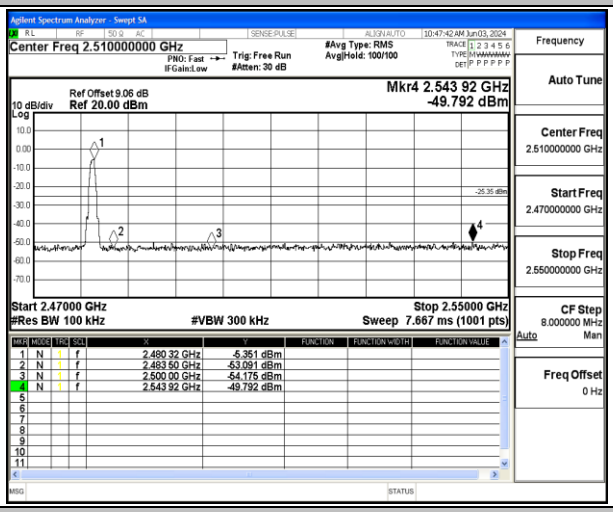

BLE_1M-Ant1-2480-PASS

Appendix F: Conducted Spurious Emission

Test Result

TestMode	Antenna	Frequency[MHz]	FreqRange [MHz]	RefLevel [dBm]	Result[dBm]	Limit[dBm]	Verdict
BLE_1M	Ant1	2402	0~Reference	-4.05	-4.05	---	PASS
BLE_1M	Ant1	2402	30~1000	-4.05	-62.95	≤-24.05	PASS
BLE_1M	Ant1	2402	1000~26500	-4.05	-49.6	≤-24.05	PASS
BLE_1M	Ant1	2440	0~Reference	-3.84	-3.84	---	PASS
BLE_1M	Ant1	2440	30~1000	-3.84	-61.88	≤-23.84	PASS
BLE_1M	Ant1	2440	1000~26500	-3.84	-49.58	≤-23.84	PASS
BLE_1M	Ant1	2480	0~Reference	-4.58	-4.58	---	PASS
BLE_1M	Ant1	2480	30~1000	-4.58	-62.92	≤-24.58	PASS
BLE_1M	Ant1	2480	1000~26500	-4.58	-37.21	≤-24.58	PASS

Test Graphs

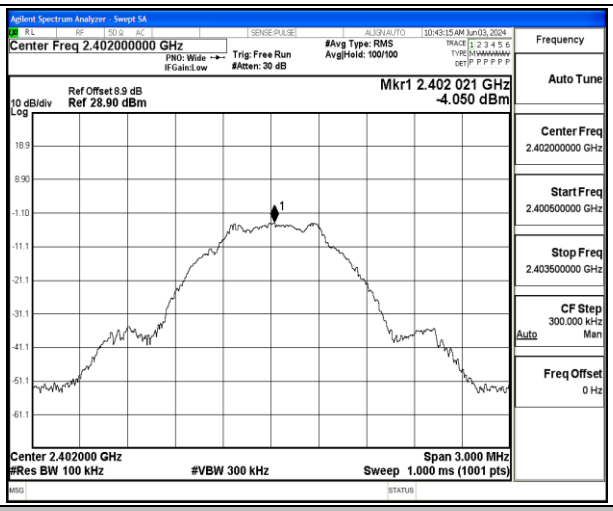

BLE_1M-Ant1-2402-0~Reference-PASS

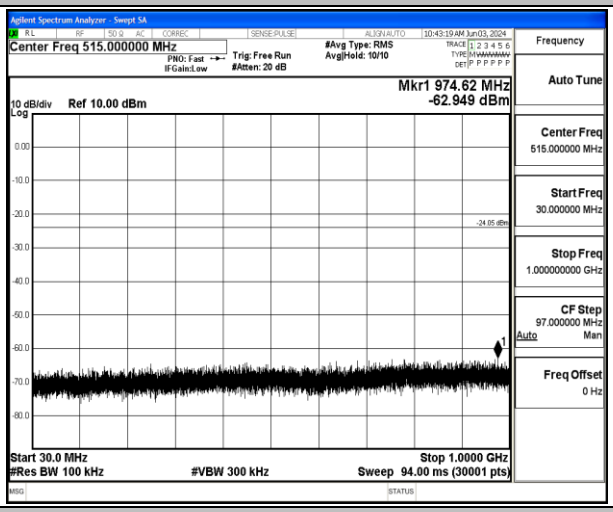

BLE_1M-Ant1-2402-30~1000-PASS

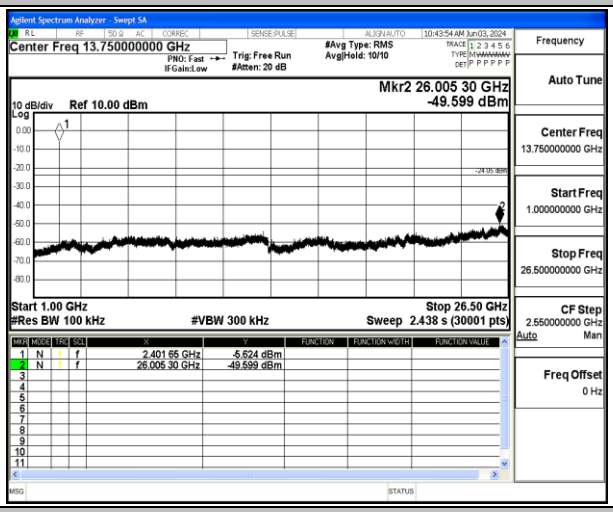

BLE_1M-Ant1-2402-1000~26500-PASS

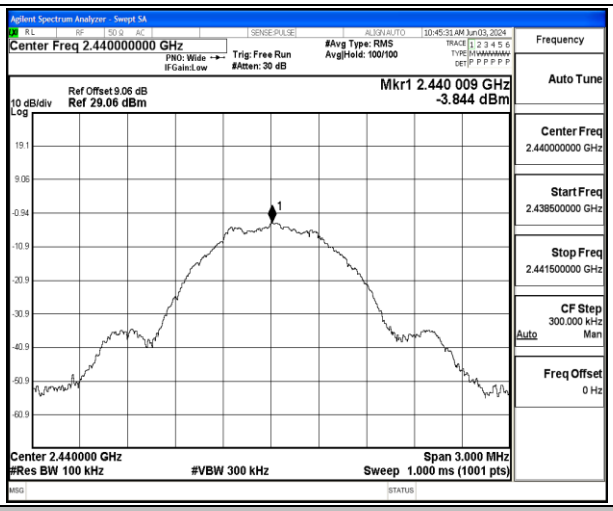

BLE_1M-Ant1-2440-0~Reference-PASS

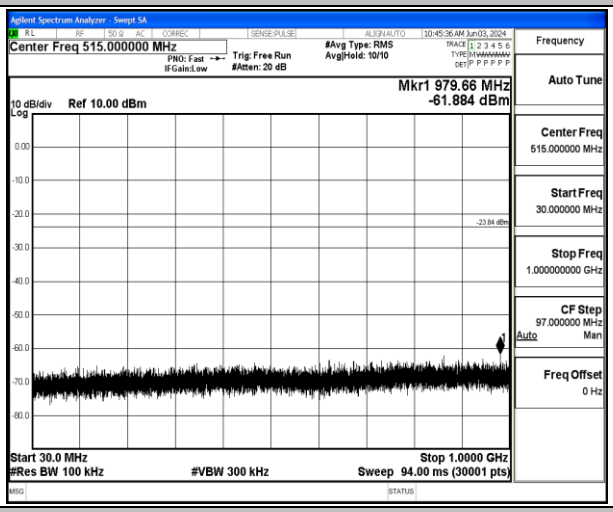

BLE_1M-Ant1-2440-30~1000-PASS

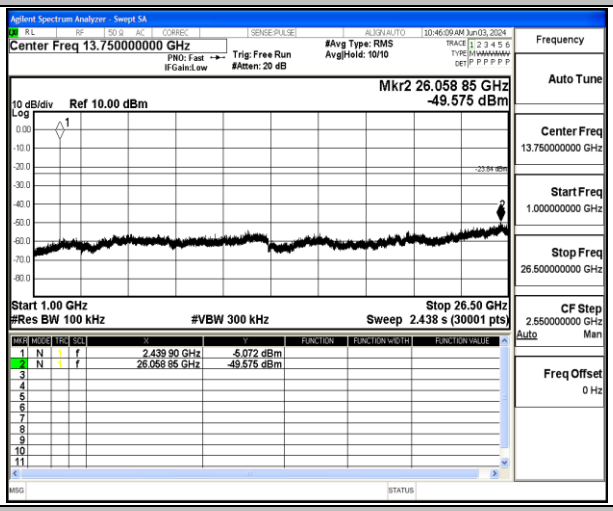

BLE_1M-Ant1-2440-1000~26500-PASS

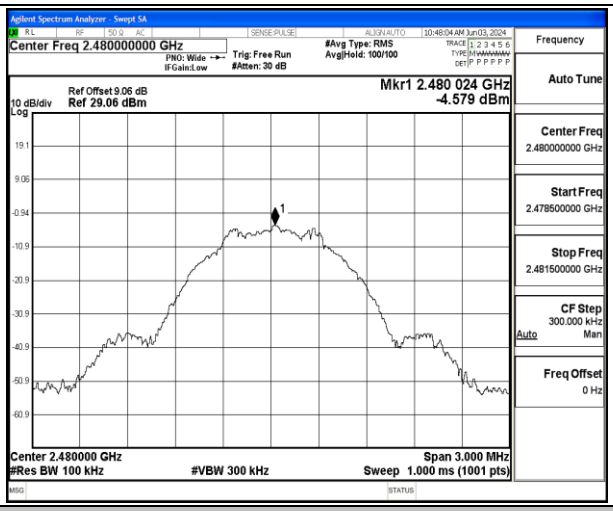

BLE_1M-Ant1-2480-0~Reference-PASS

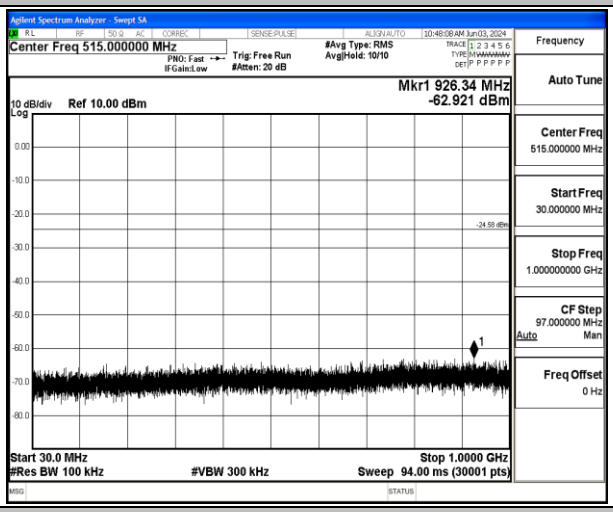

BLE_1M-Ant1-2480-30~1000-PASS

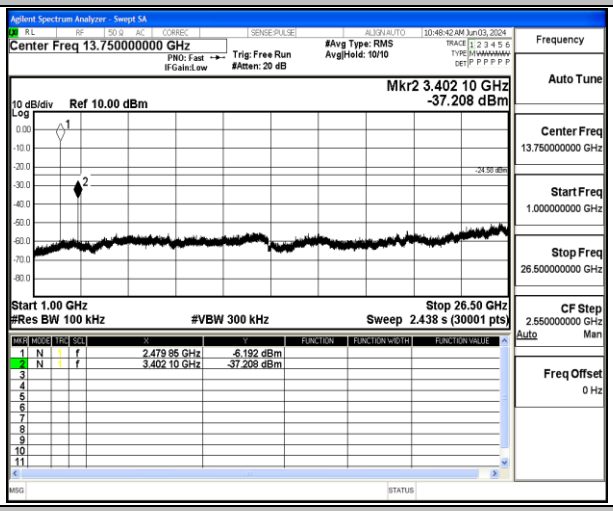

BLE_1M-Ant1-2480-1000~26500-PASS

Appendix G: Duty Cycle

Test Result

TestMode	Antenna	Frequency[MHz]	ON Time [ms]	Period [ms]	Duty Cycle [%]	Duty Cycle Factor[dB]
BLE_1M	Ant1	2402	0.40	0.63	63.49	1.97
BLE_1M	Ant1	2440	0.40	0.63	63.49	1.97
BLE_1M	Ant1	2480	0.40	0.63	63.49	1.97

Test Graphs

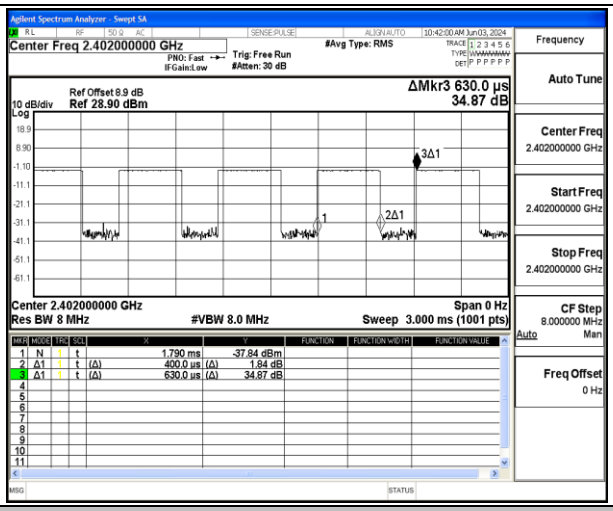

NTNV-BLE_1M-Ant1-2402

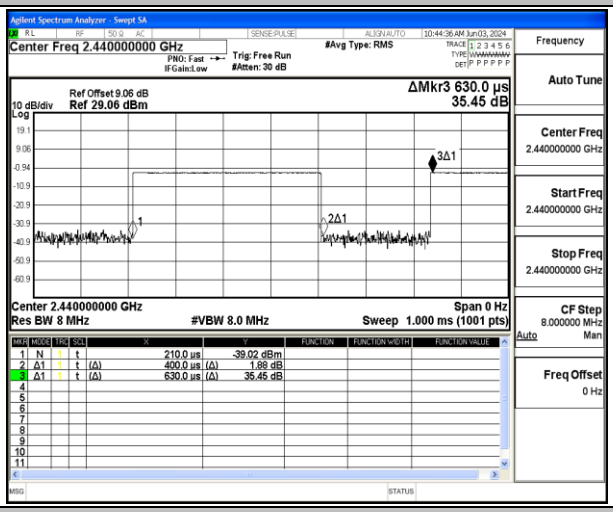

NTNV-BLE_1M-Ant1-2440

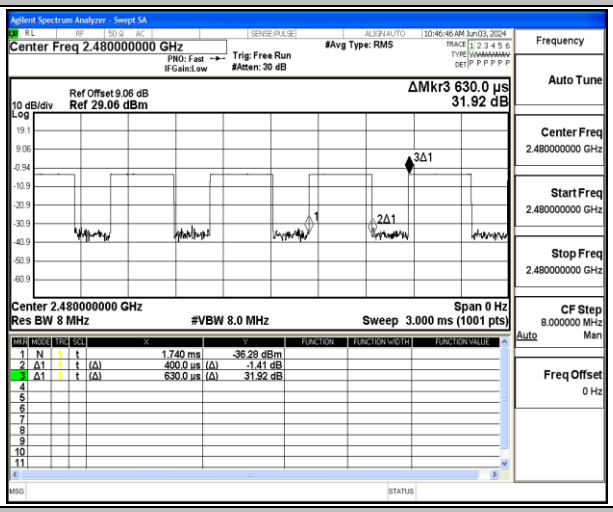

NTNV-BLE_1M-Ant1-2480

Appendix H: Emissions in Restricted Bands

Test Result

TestMode	Antenna	ChName	Frequency[MHz]	Detector	Freq [MHz]	Result [dBm]	Limit [dBm]	Result [dBuV/m]	Limit [dBuV/m]	Verdict
BLE_1M	Ant1	Low	2402	Peak	2390.000	-51.36	≤-21.20	43.84	≤74	PASS
BLE_1M	Ant1	Low	2402	Peak	2310.000	-53.47	≤-21.20	41.73	≤74	PASS
BLE_1M	Ant1	Low	2402	Peak	2352.185	-49.02	≤-21.20	46.18	≤74	PASS
BLE_1M	Ant1	Low	2402	AV	2390.000	-57.55	≤-41.20	37.65	≤54	PASS
BLE_1M	Ant1	Low	2402	AV	2310.000	-57.98	≤-41.20	37.22	≤54	PASS
BLE_1M	Ant1	Low	2402	AV	2383.685	-57.22	≤-41.20	37.98	≤54	PASS
BLE_1M	Ant1	High	2480	Peak	2483.500	-50.97	≤-21.20	44.23	≤74	PASS
BLE_1M	Ant1	High	2480	Peak	2500.000	-49.95	≤-21.20	45.25	≤74	PASS
BLE_1M	Ant1	High	2480	Peak	2490.240	-48.62	≤-21.20	46.58	≤74	PASS
BLE_1M	Ant1	High	2480	AV	2483.500	-57.41	≤-41.20	37.79	≤54	PASS
BLE_1M	Ant1	High	2480	AV	2500.000	-57.79	≤-41.20	37.41	≤54	PASS
BLE_1M	Ant1	High	2480	AV	2496.080	-56.74	≤-41.20	38.46	≤54	PASS

Note：

1. The Antenna Gain is compensated in the graph.
2. The limit in dBm for average detector is conversion from 54dBuV/m, according to 15.209(a). The limit in dBm for peak detector is 20dB above the limit of average detector in dBm.

Test Graphs

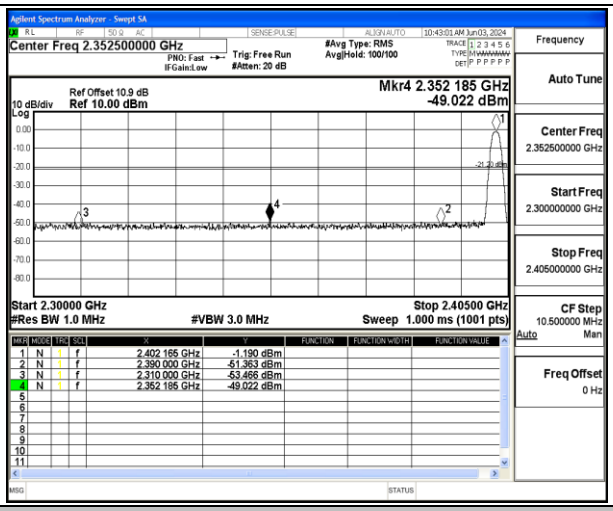

BLE_1M-Ant1-2402-PASS

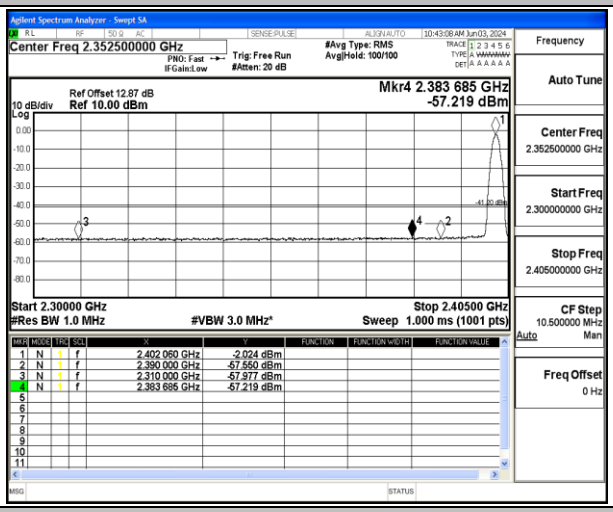

BLE_1M-Ant1-2402-PASS

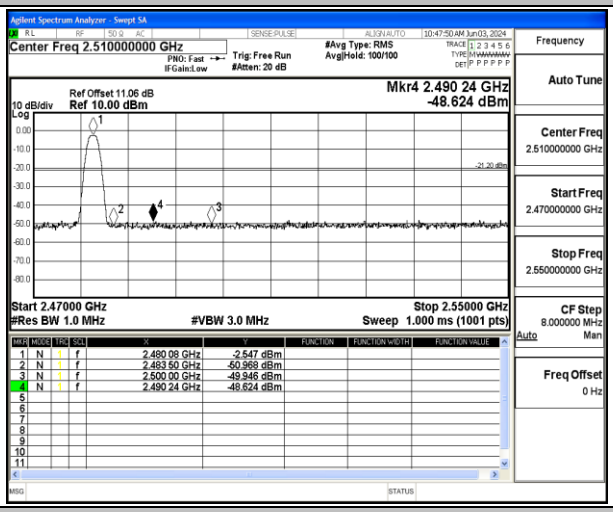

BLE_1M-Ant1-2480-PASS

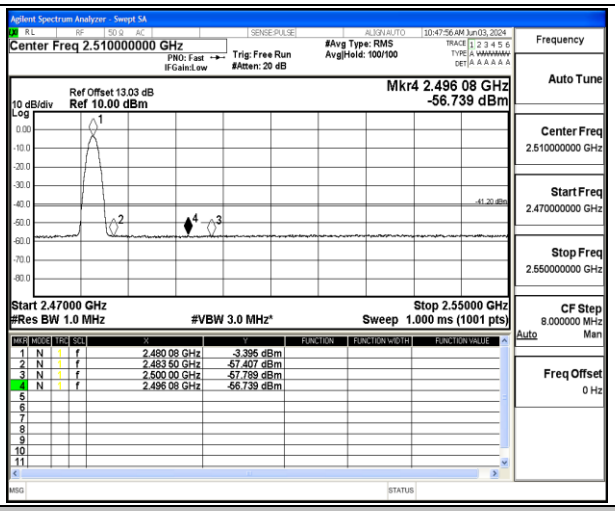

BLE_1M-Ant1-2480-PASS