Appendix Test Data for WLAN(2.4G) (Conducted Measurement)

Product Name: Ice Maker

Trade Mark: CKGO

Test Model: CKGO-i5

FCC ID: 2BGYC-CKGOI5

Environmental Conditions

Temperature:	23.8℃
Relative Humidity:	58%
ATM Pressure:	100.0 kPa
Test Engineer:	Allen Lai
Supervised by:	Hugo Chen
NOTE	N/A

Appendix A: DTS Bandwidth

Test Result

TestMode	Antenna	Frequency[MHz]	DTS BW [MHz]	FL[MHz]	FH[MHz]	Limit[MHz]	Verdict
11B	Ant1	2412	10.000	2407.000	2417.000	0.5	PASS
11B	Ant1	2437	10.080	2431.960	2442.040	0.5	PASS
11B	Ant1	2462	10.080	2456.960	2467.040	0.5	PASS
11G	Ant1	2412	15.280	2404.480	2419.760	0.5	PASS
11G	Ant1	2437	15.920	2428.840	2444.760	0.5	PASS
11G	Ant1	2462	15.640	2454.120	2469.760	0.5	PASS
11N20SISO	Ant1	2412	16.480	2403.640	2420.120	0.5	PASS
11N20SISO	Ant1	2437	15.120	2429.400	2444.520	0.5	PASS
11N20SISO	Ant1	2462	16.680	2453.480	2470.160	0.5	PASS
11N40SISO	Ant1	2422	35.040	2404.480	2439.520	0.5	PASS
11N40SISO	Ant1	2437	35.040	2419.480	2454.520	0.5	PASS
11N40SISO	Ant1	2452	33.920	2434.400	2468.320	0.5	PASS

Test Graphs

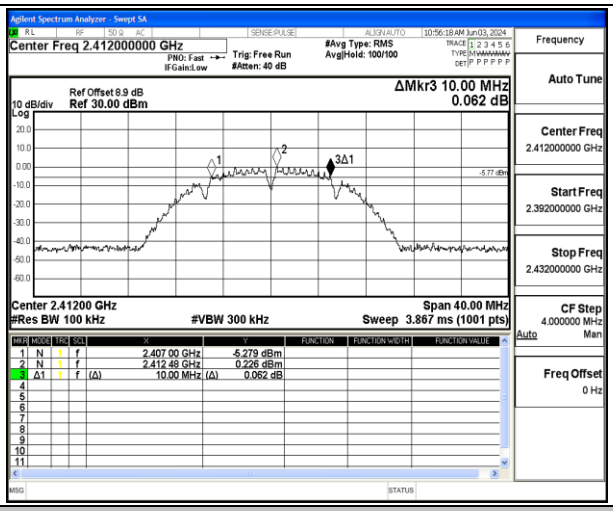

11B-Ant1-2412-PASS

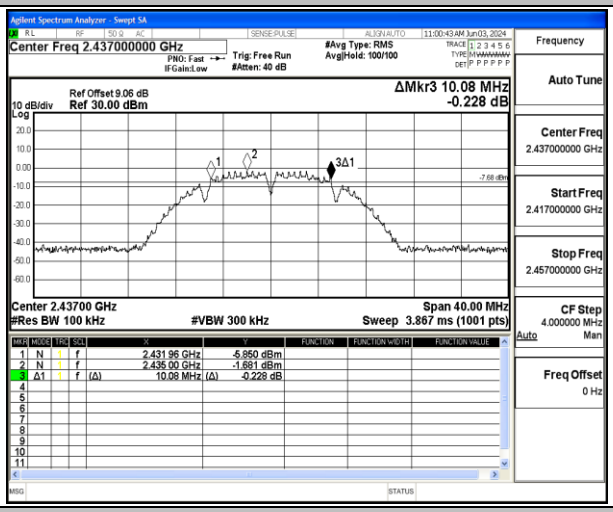

11B-Ant1-2437-PASS

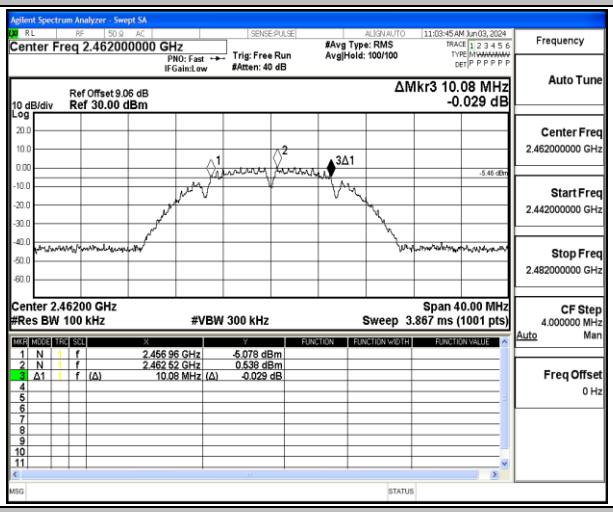

11B-Ant1-2462-PASS

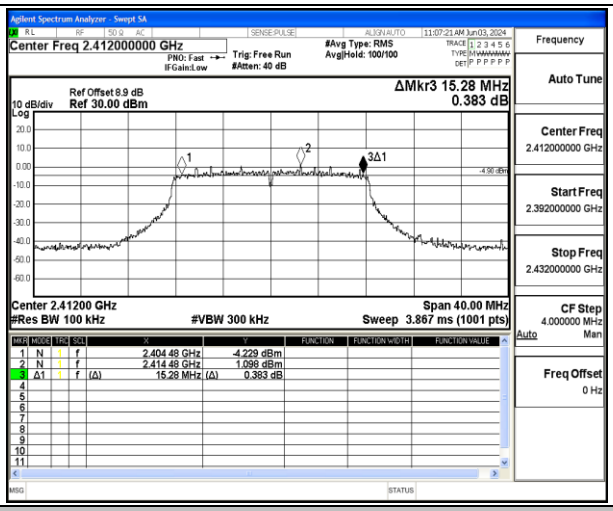

11G-Ant1-2412-PASS

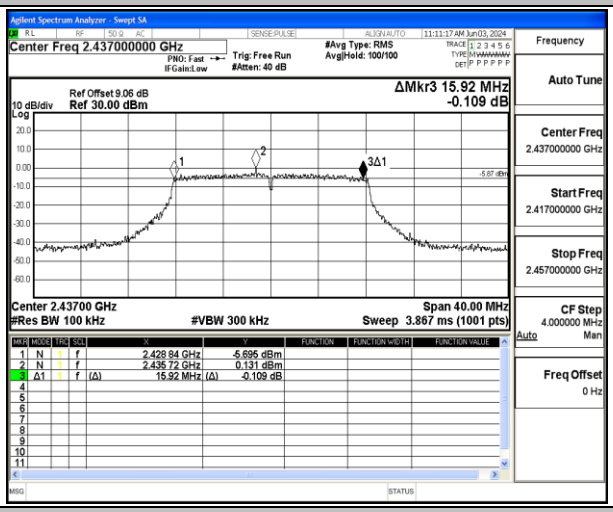

11G-Ant1-2437-PASS

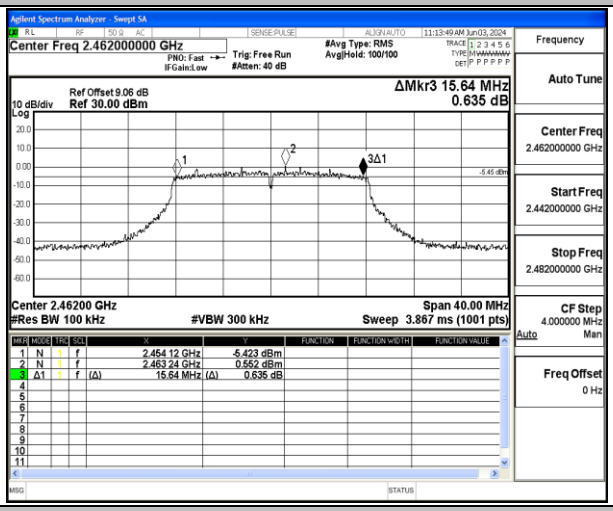

11G-Ant1-2462-PASS

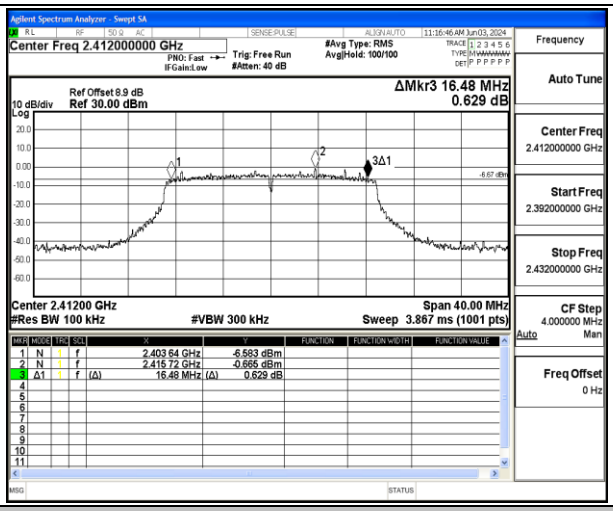

11N20SISO-Ant1-2412-PASS

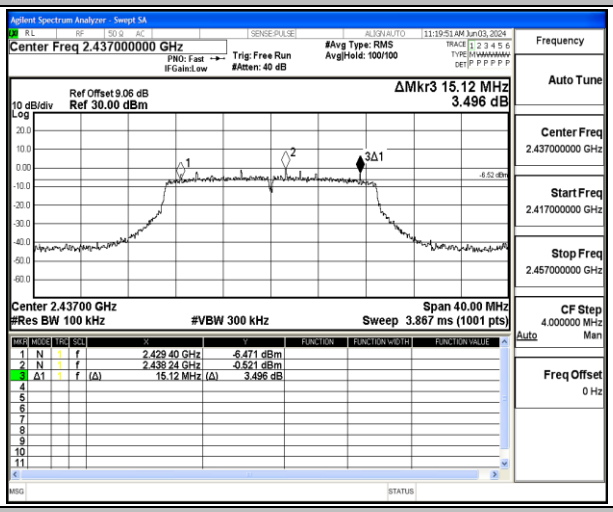

11N20SISO-Ant1-2437-PASS

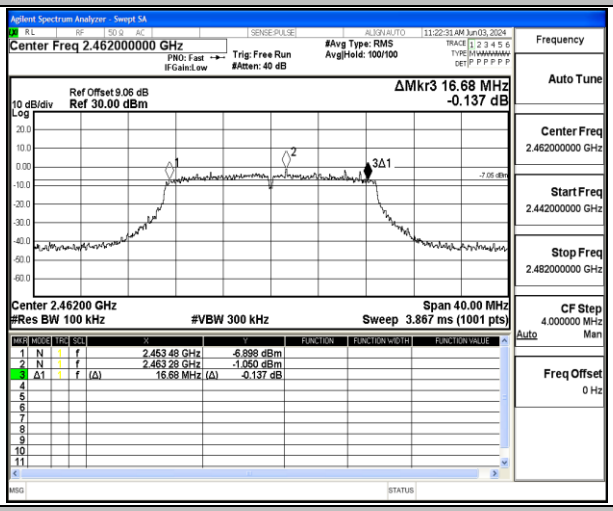

11N20SISO-Ant1-2462-PASS

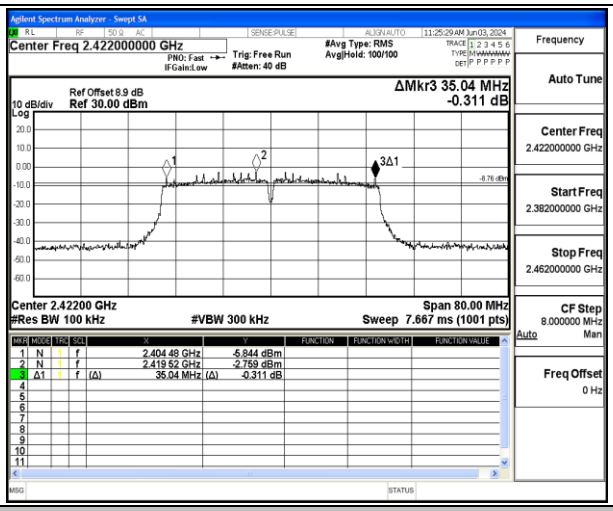

11N40SISO-Ant1-2422-PASS

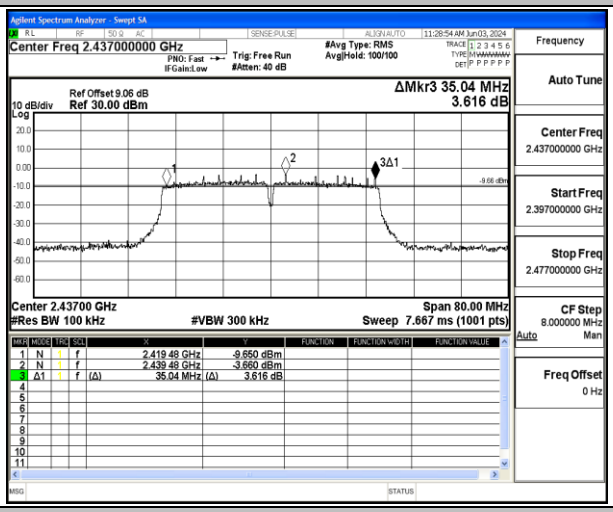

11N40SISO-Ant1-2437-PASS

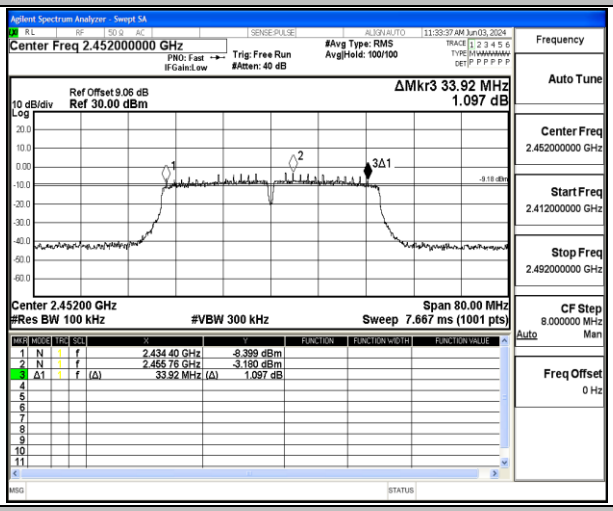

11N40SISO-Ant1-2452-PASS

Appendix B: Occupied Channel Bandwidth

Test Result

TestMode	Antenna	Channel Frequency[MHz]	OCB [MHz]	FL[MHz]	FH[MHz]	Limit[MHz]	Verdict
11B	Ant1	2412	14.772	2404.6592	2419.4312	---	---
11B	Ant1	2437	14.862	2429.5422	2444.4042	---	---
11B	Ant1	2462	14.718	2454.6469	2469.3649	---	---
11G	Ant1	2412	16.609	2403.7134	2420.3224	---	---
11G	Ant1	2437	16.823	2428.5957	2445.4187	---	---
11G	Ant1	2462	16.820	2453.6001	2470.4201	---	---
11N20SISO	Ant1	2412	17.836	2403.1200	2420.9560	---	---
11N20SISO	Ant1	2437	17.898	2428.0657	2445.9637	---	---
11N20SISO	Ant1	2462	17.831	2453.1111	2470.9421	---	---
11N40SISO	Ant1	2422	36.124	2403.9976	2440.1216	---	---
11N40SISO	Ant1	2437	36.313	2418.8750	2455.1880	---	---
11N40SISO	Ant1	2452	36.254	2433.9462	2470.2002	---	---

Test Graphs

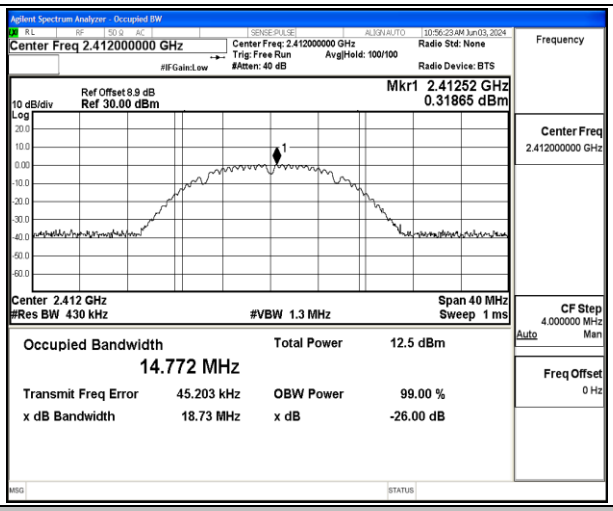

11B-Ant1-2412

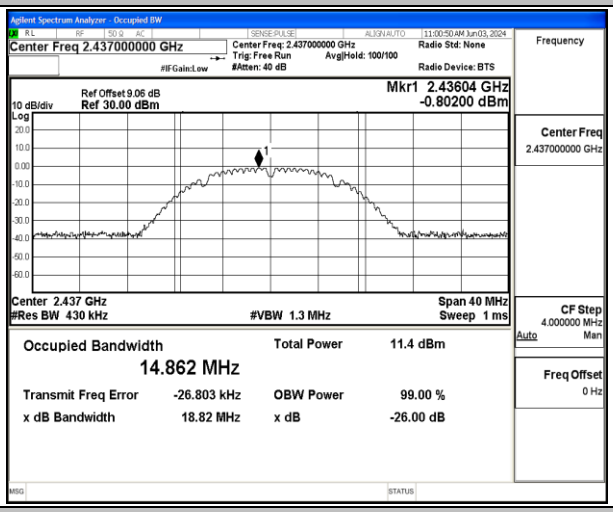

11B-Ant1-2437

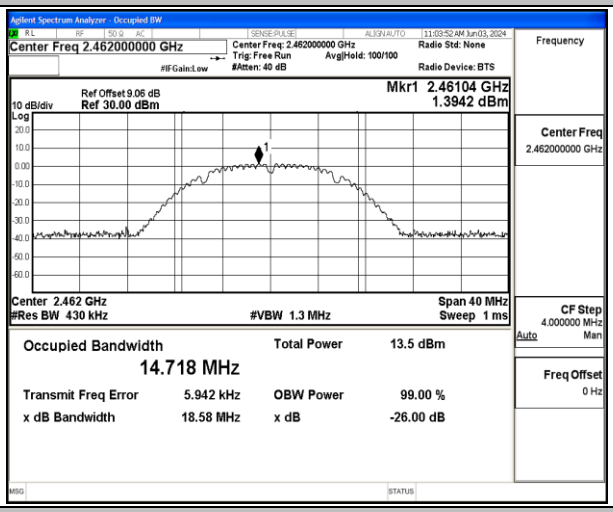

11B-Ant1-2462

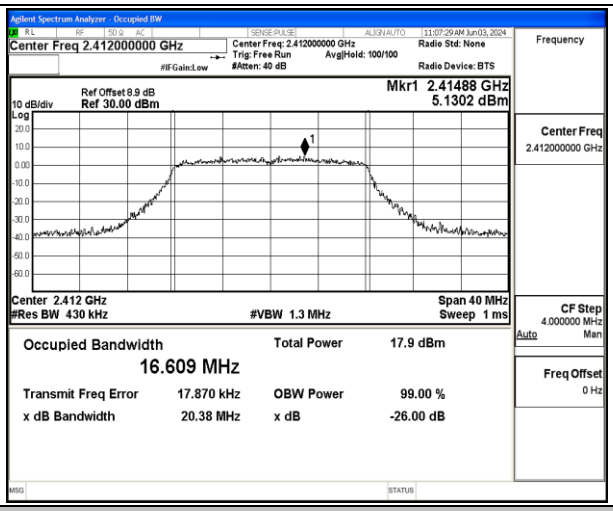

11G-Ant1-2412

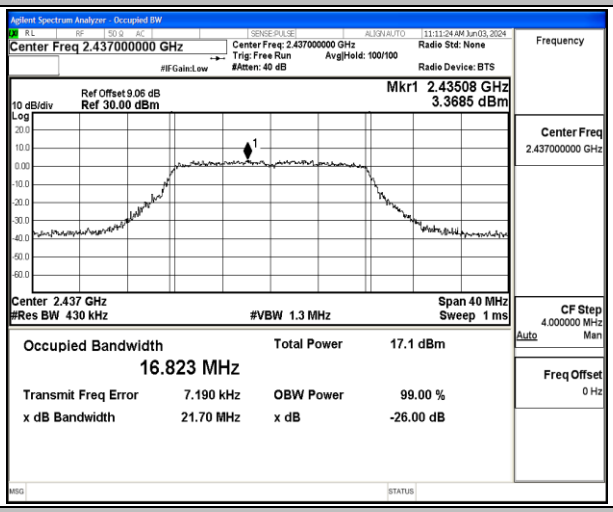

11G-Ant1-2437

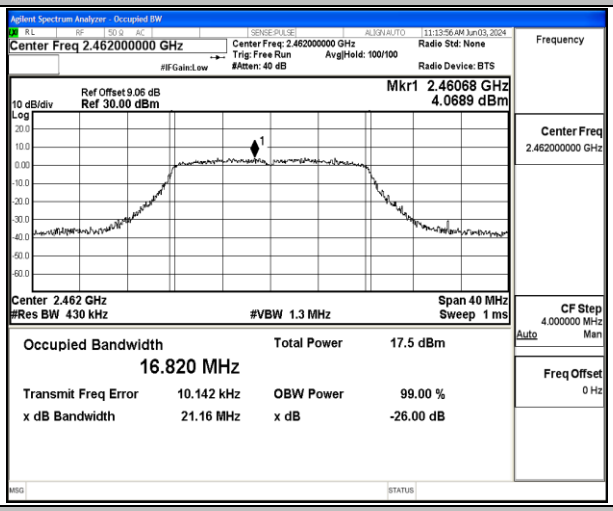

11G-Ant1-2462

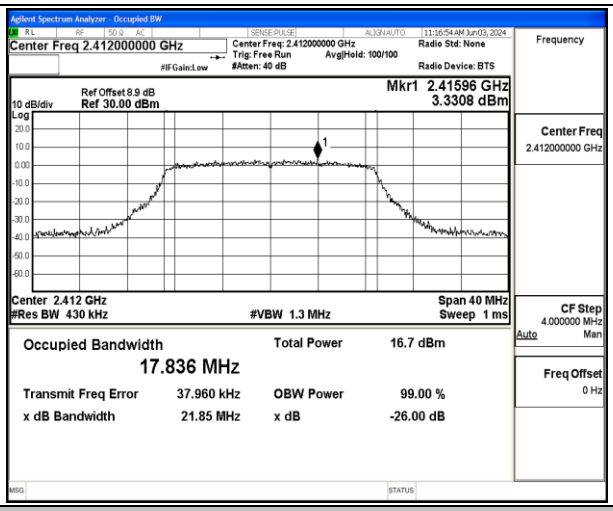

11N20SISO-Ant1-2412

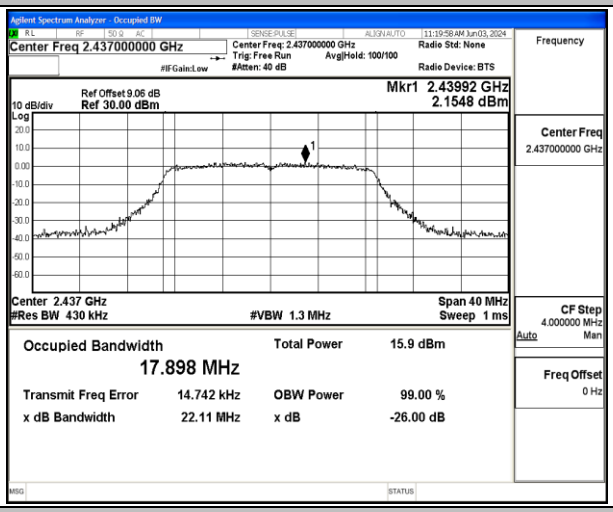

11N20SISO-Ant1-2437

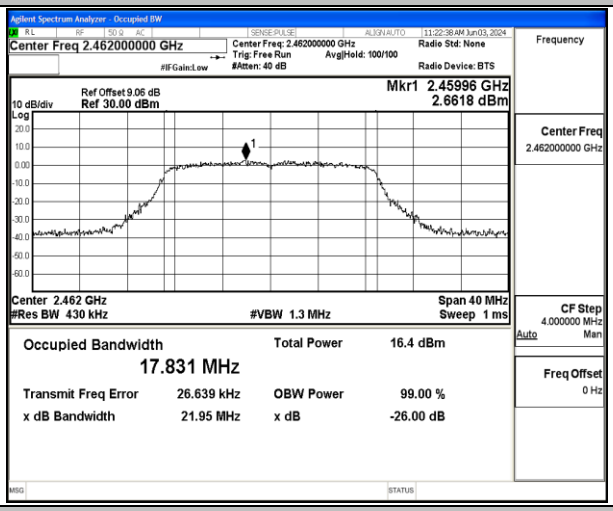

11N20SISO-Ant1-2462

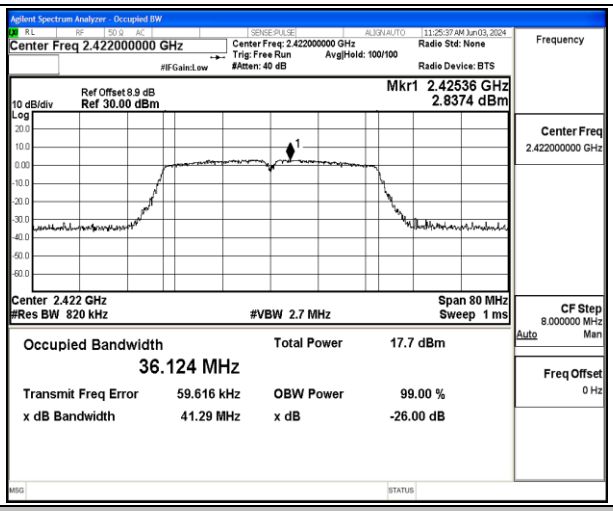

11N40SISO-Ant1-2422

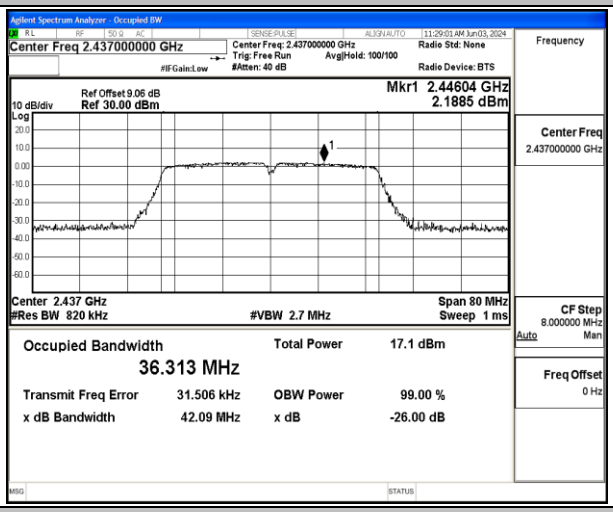

11N40SISO-Ant1-2437

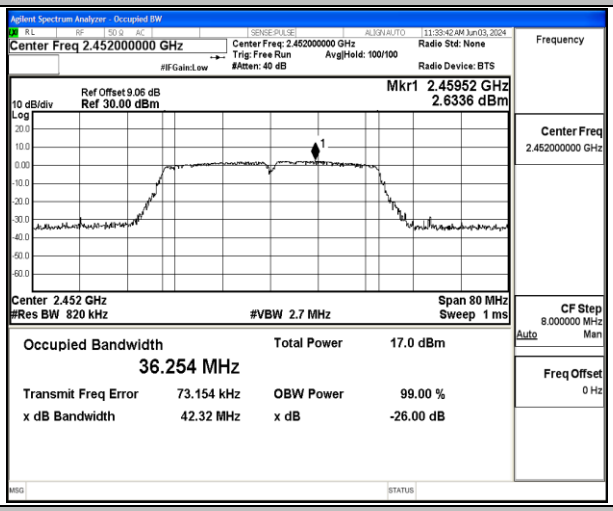

11N40SISO-Ant1-2452

Appendix C: Maximum Average conducted output power

Test Result

TestMode	Antenna	Frequency[MHz]	Conducted Peak Power[dBm]	Conducted Limit[dBm]	Verdict
11B	Ant1	2412	9.19	≤30.00	PASS
11B	Ant1	2437	8.31	≤30.00	PASS
11B	Ant1	2462	10.47	≤30.00	PASS
11G	Ant1	2412	12.01	≤30.00	PASS
11G	Ant1	2437	11.06	≤30.00	PASS
11G	Ant1	2462	11.72	≤30.00	PASS
11N20SISO	Ant1	2412	10.41	≤30.00	PASS
11N20SISO	Ant1	2437	10.04	≤30.00	PASS
11N20SISO	Ant1	2462	10.32	≤30.00	PASS
11N40SISO	Ant1	2422	11.06	≤30.00	PASS
11N40SISO	Ant1	2437	10.26	≤30.00	PASS
11N40SISO	Ant1	2452	10.14	≤30.00	PASS

Note：The Duty Cycle Factor is compensated in the result.

Appendix D: Maximum Average power spectral density

Test Result

TestMode	Antenna	Frequency[MHz]	Result[dBm/3-100kHz]	Limit[dBm/3kHz]	Verdict
11B	Ant1	2412	-20.92	≤8.00	PASS
11B	Ant1	2437	-21.90	≤8.00	PASS
11B	Ant1	2462	-20.32	≤8.00	PASS
11G	Ant1	2412	-16.95	≤8.00	PASS
11G	Ant1	2437	-18.89	≤8.00	PASS
11G	Ant1	2462	-18.84	≤8.00	PASS
11N20SISO	Ant1	2412	-19.99	≤8.00	PASS
11N20SISO	Ant1	2437	-20.25	≤8.00	PASS
11N20SISO	Ant1	2462	-19.90	≤8.00	PASS
11N40SISO	Ant1	2422	-21.37	≤8.00	PASS
11N40SISO	Ant1	2437	-22.05	≤8.00	PASS
11N40SISO	Ant1	2452	-21.91	≤8.00	PASS

Test Graphs

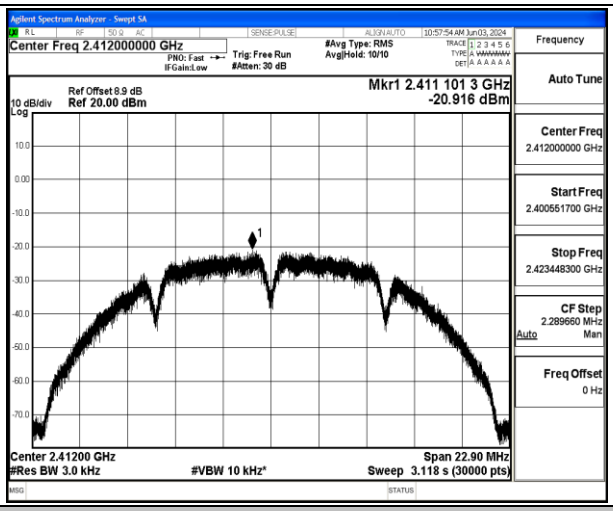

11B-Ant1-2412-PASS

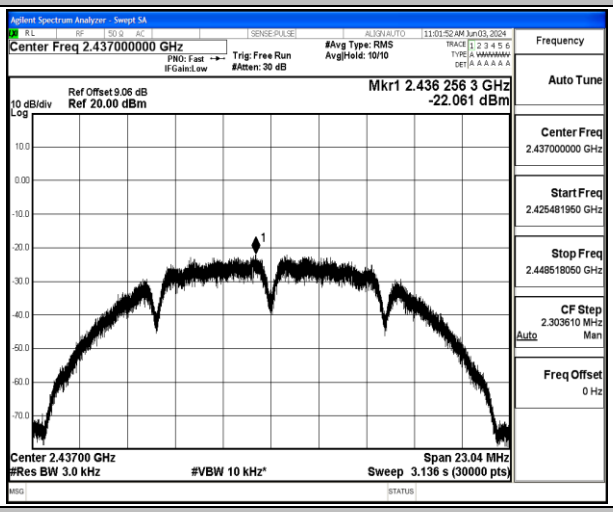

11B-Ant1-2437-PASS

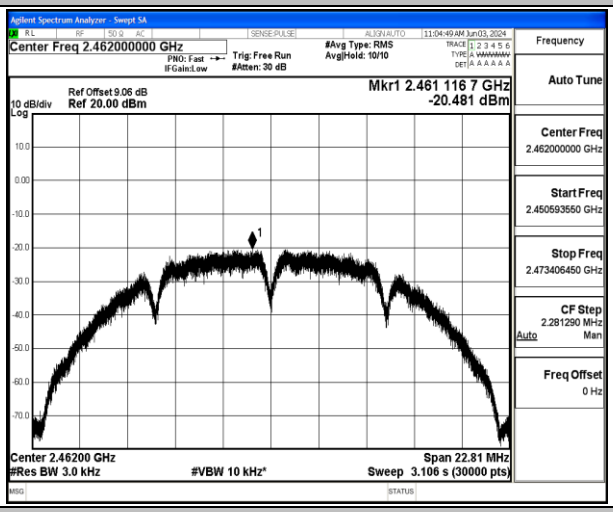

11B-Ant1-2462-PASS

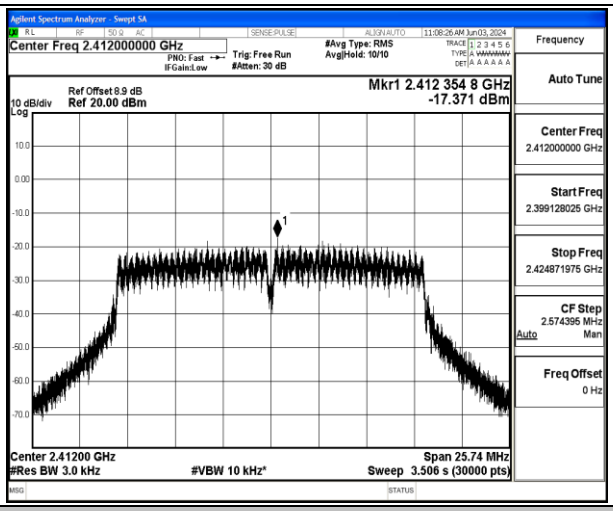

11G-Ant1-2412-PASS

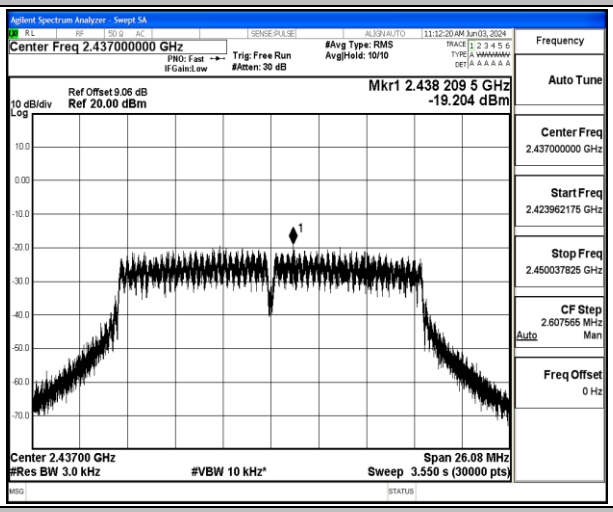

11G-Ant1-2437-PASS

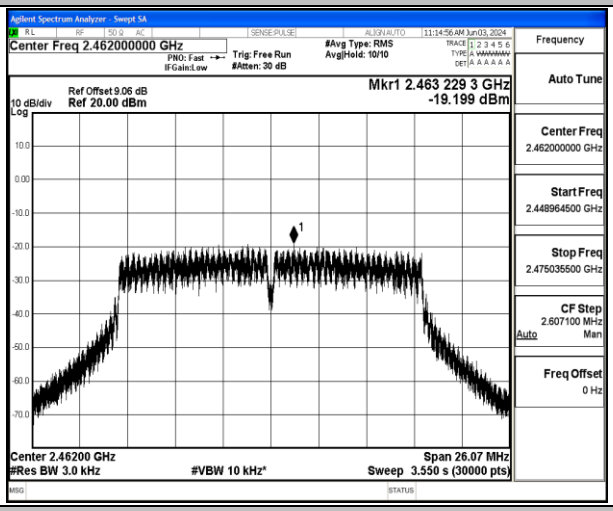

11G-Ant1-2462-PASS

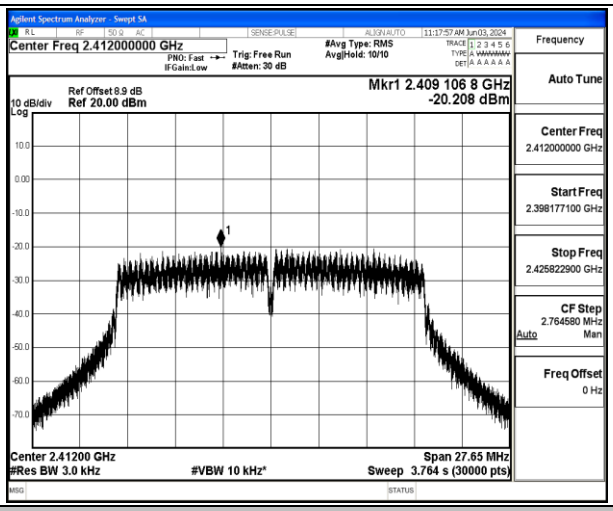

11N20SISO-Ant1-2412-PASS

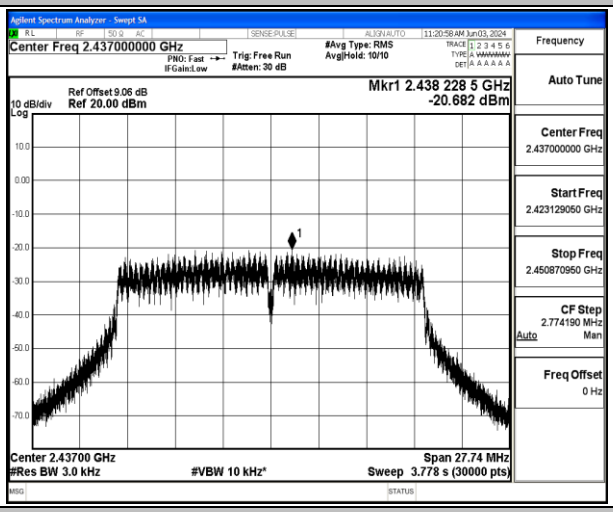

11N20SISO-Ant1-2437-PASS

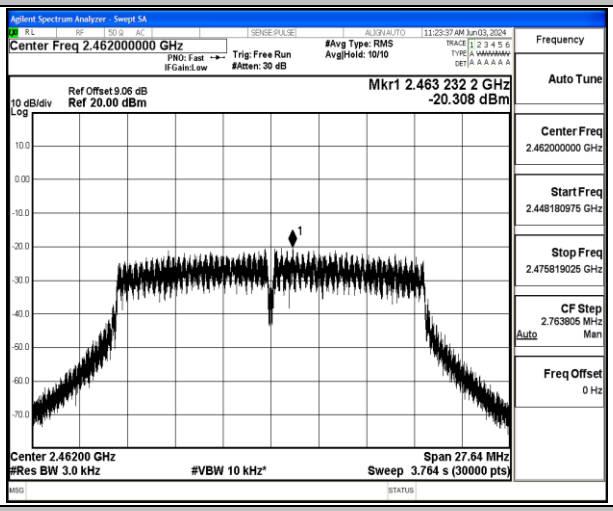

11N20SISO-Ant1-2462-PASS

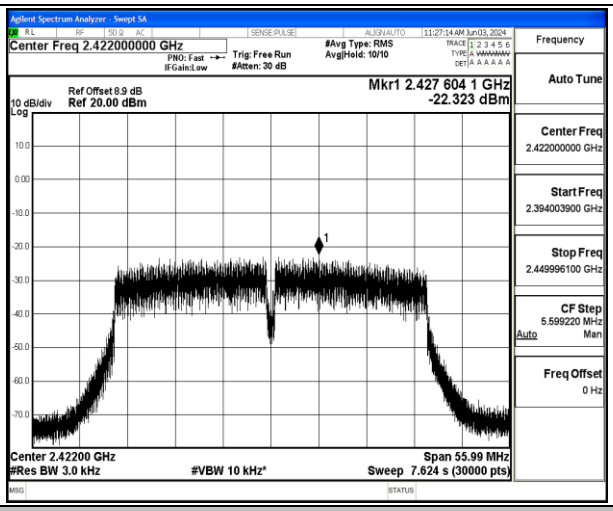

11N40SISO-Ant1-2422-PASS

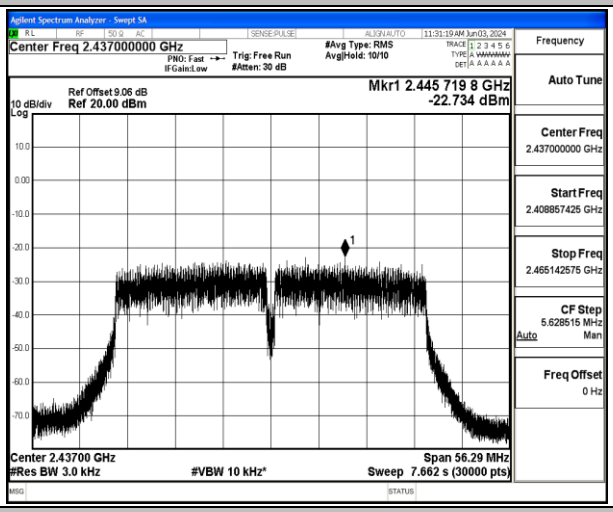

11N40SISO-Ant1-2437-PASS

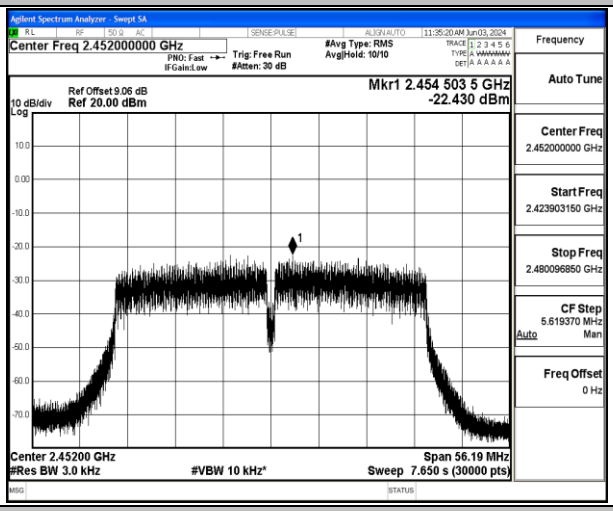

11N40SISO-Ant1-2452-PASS

Appendix E: Band edge measurements

Test Result

TestMode	Antenna	ChName	Frequency[MHz]	RefLevel[dBm]	Result[dBm]	Limit[dBm]	Verdict
11B	Ant1	Low	2412	-0.65	-48.82	≤-30.65	PASS
11B	Ant1	High	2462	0.90	-49.84	≤-29.11	PASS
11G	Ant1	Low	2412	1.23	-38.79	≤-28.77	PASS
11G	Ant1	High	2462	-0.20	-48.9	≤-30.2	PASS
11N20SISO	Ant1	Low	2412	-1.61	-39.21	≤-31.61	PASS
11N20SISO	Ant1	High	2462	-1.14	-48.92	≤-31.14	PASS
11N40SISO	Ant1	Low	2422	-2.68	-43.28	≤-32.68	PASS
11N40SISO	Ant1	High	2452	-3.35	-49.8	≤-33.35	PASS

Test Graphs

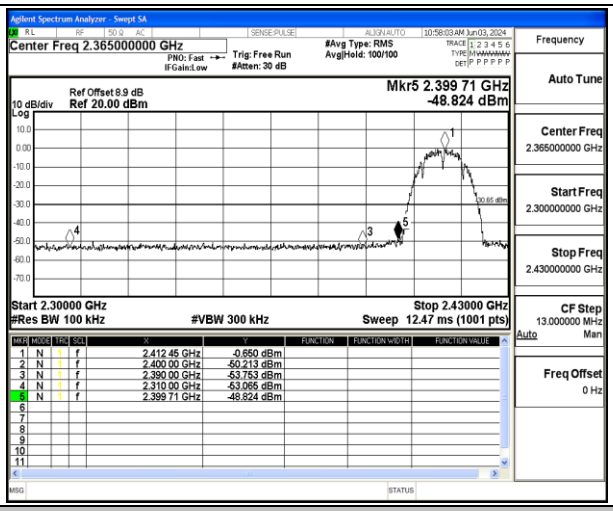

11B-Ant1-2412-PASS

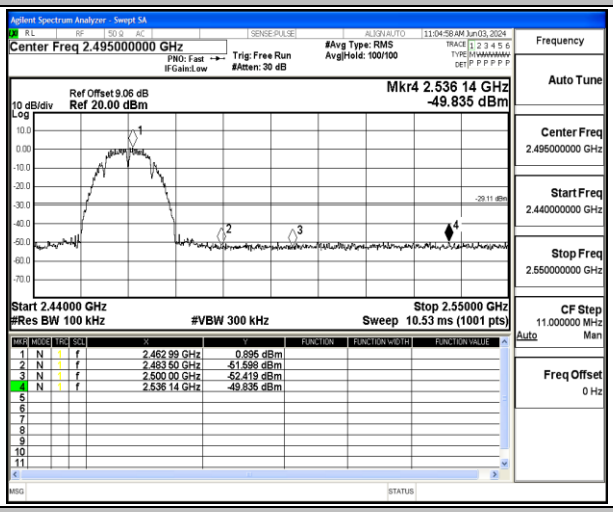

11B-Ant1-2462-PASS

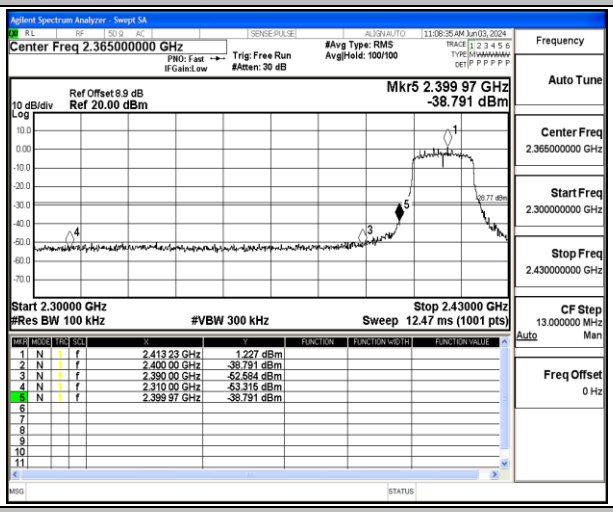

11G-Ant1-2412-PASS

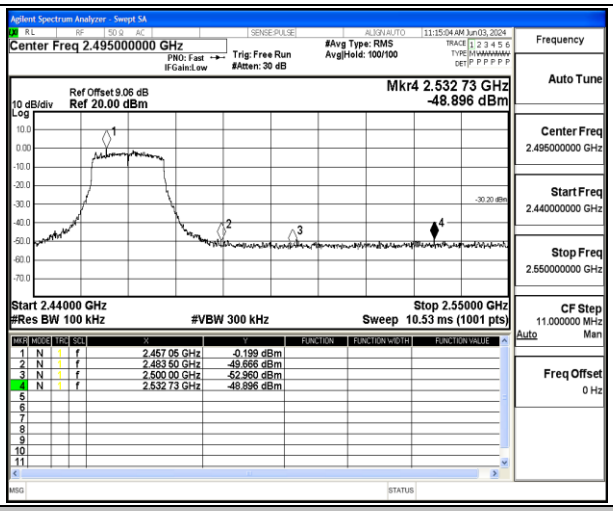

11G-Ant1-2462-PASS

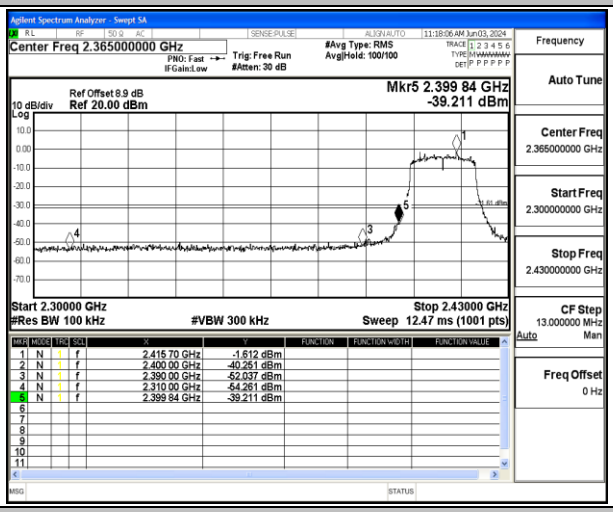

11N20SISO-Ant1-2412-PASS

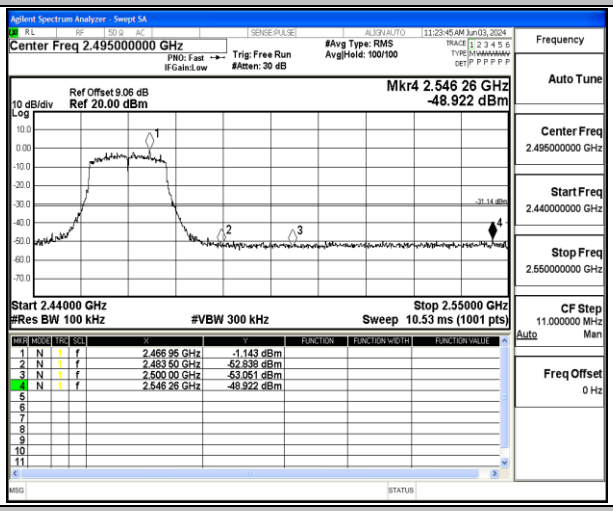

11N20SISO-Ant1-2462-PASS

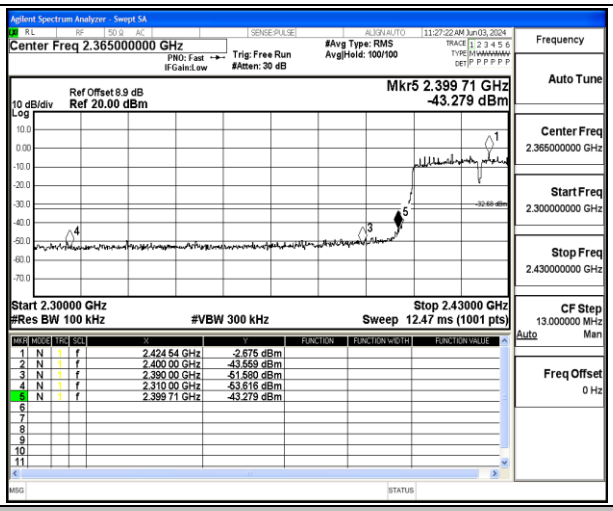

11N40SISO-Ant1-2422-PASS

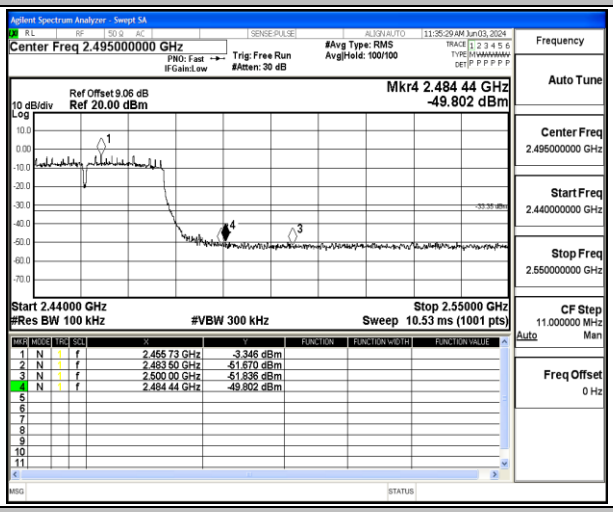

11N40SISO-Ant1-2452-PASS

Appendix F: Conducted Spurious Emission

Test Result

TestMode	Antenna	Frequency[MHz]	FreqRange [Mhz]	RefLevel [dBm]	Result [dBm]	Limit [dBm]	Verdict
11B	Ant1	2412	0~Reference	-0.33	-0.33	---	PASS
11B	Ant1	2412	30~1000	-0.33	-62.36	≤-30.33	PASS
11B	Ant1	2412	1000~26500	-0.33	-50.53	≤-30.33	PASS
11B	Ant1	2437	0~Reference	-2.33	-2.33	---	PASS
11B	Ant1	2437	30~1000	-2.33	-62.35	≤-32.33	PASS
11B	Ant1	2437	1000~26500	-2.33	-50.4	≤-32.33	PASS
11B	Ant1	2462	0~Reference	-0.96	-0.96	---	PASS
11B	Ant1	2462	30~1000	-0.96	-62.59	≤-30.96	PASS
11B	Ant1	2462	1000~26500	-0.96	-50.82	≤-30.96	PASS
11G	Ant1	2412	0~Reference	0.14	0.14	---	PASS
11G	Ant1	2412	30~1000	0.14	-62.26	≤-29.86	PASS
11G	Ant1	2412	1000~26500	0.14	-50.29	≤-29.86	PASS
11G	Ant1	2437	0~Reference	-3.59	-3.59	---	PASS
11G	Ant1	2437	30~1000	-3.59	-62.4	≤-33.59	PASS
11G	Ant1	2437	1000~26500	-3.59	-50.14	≤-33.59	PASS
11G	Ant1	2462	0~Reference	0.68	0.68	---	PASS
11G	Ant1	2462	30~1000	0.68	-62.1	≤-29.32	PASS
11G	Ant1	2462	1000~26500	0.68	-49.93	≤-29.32	PASS
11N20SISO	Ant1	2412	0~Reference	-2.31	-2.31	---	PASS
11N20SISO	Ant1	2412	30~1000	-2.31	-62.42	≤-32.31	PASS
11N20SISO	Ant1	2412	1000~26500	-2.31	-49.9	≤-32.31	PASS
11N20SISO	Ant1	2437	0~Reference	-4.36	-4.36	---	PASS
11N20SISO	Ant1	2437	30~1000	-4.36	-62.15	≤-34.36	PASS
11N20SISO	Ant1	2437	1000~26500	-4.36	-50.31	≤-34.36	PASS
11N20SISO	Ant1	2462	0~Reference	-1.02	-1.02	---	PASS
11N20SISO	Ant1	2462	30~1000	-1.02	-61.81	≤-31.02	PASS
11N20SISO	Ant1	2462	1000~26500	-1.02	-49.58	≤-31.02	PASS
11N40SISO	Ant1	2422	0~Reference	-3.08	-3.08	---	PASS
11N40SISO	Ant1	2422	30~1000	-3.08	-62.6	≤-33.08	PASS
11N40SISO	Ant1	2422	1000~26500	-3.08	-49.39	≤-33.08	PASS
11N40SISO	Ant1	2437	0~Reference	-4.89	-4.89	---	PASS
11N40SISO	Ant1	2437	30~1000	-4.89	-62.15	≤-34.89	PASS
11N40SISO	Ant1	2437	1000~26500	-4.89	-49.76	≤-34.89	PASS
11N40SISO	Ant1	2452	0~Reference	-4.88	-4.88	---	PASS
11N40SISO	Ant1	2452	30~1000	-4.88	-62.4	≤-34.88	PASS
11N40SISO	Ant1	2452	1000~26500	-4.88	-49.75	≤-34.88	PASS

Test Graphs

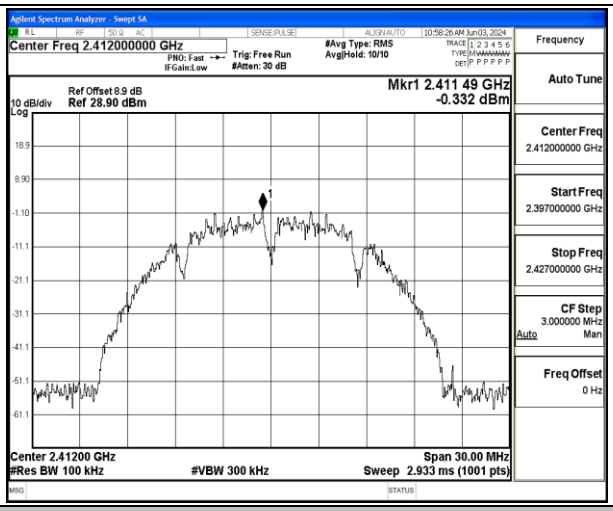

11B-Ant1-2412-0~Reference-PASS

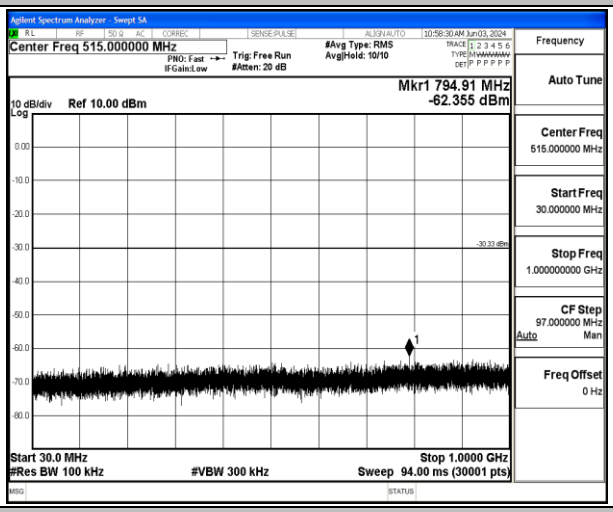

11B-Ant1-2412-30~1000-PASS

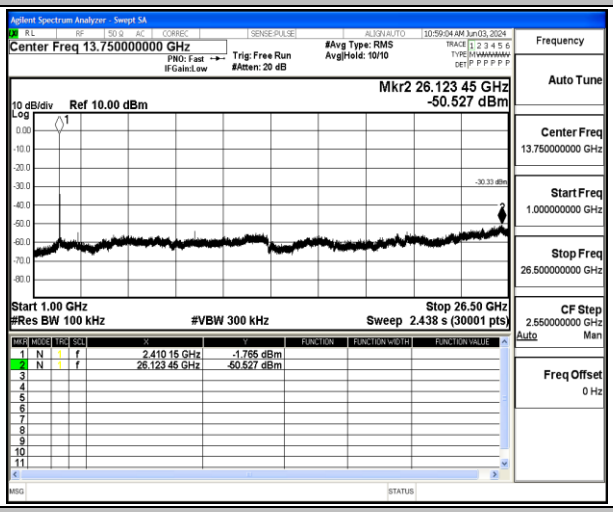

11B-Ant1-2412-1000~26500-PASS

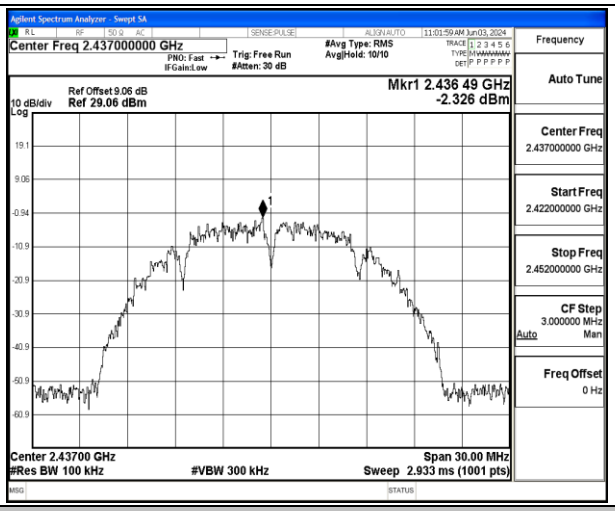

11B-Ant1-2437-0~Reference-PASS

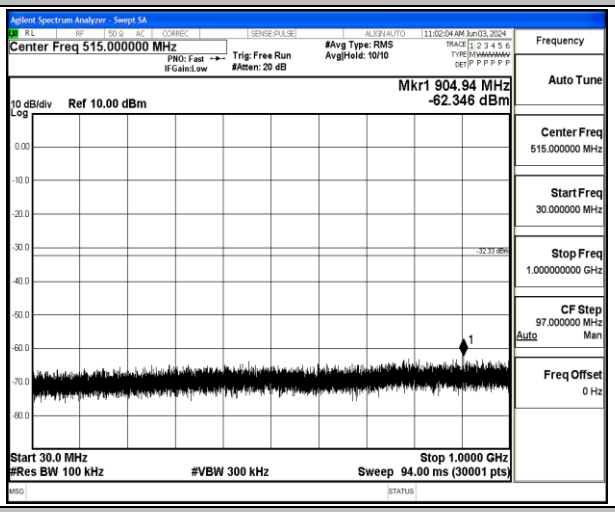

11B-Ant1-2437-30~1000-PASS

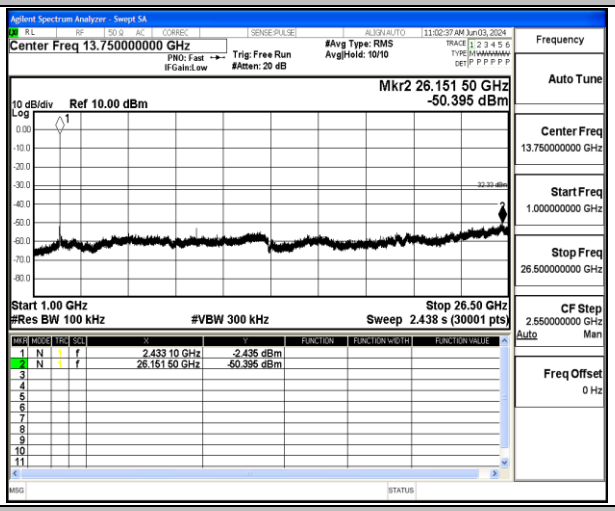

11B-Ant1-2437-1000~26500-PASS

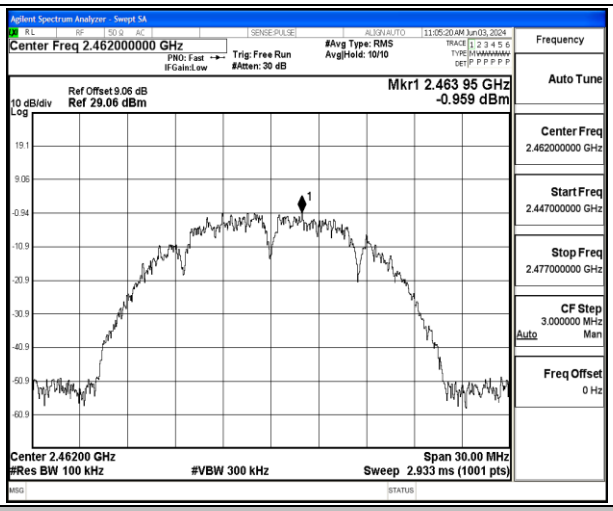

11B-Ant1-2462-0~Reference-PASS

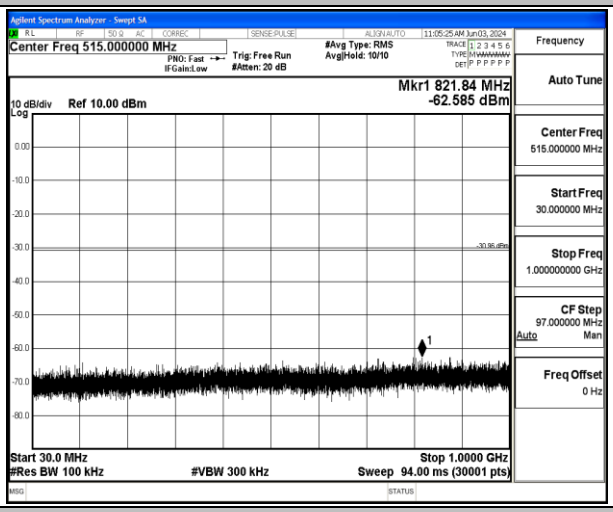

11B-Ant1-2462-30~1000-PASS

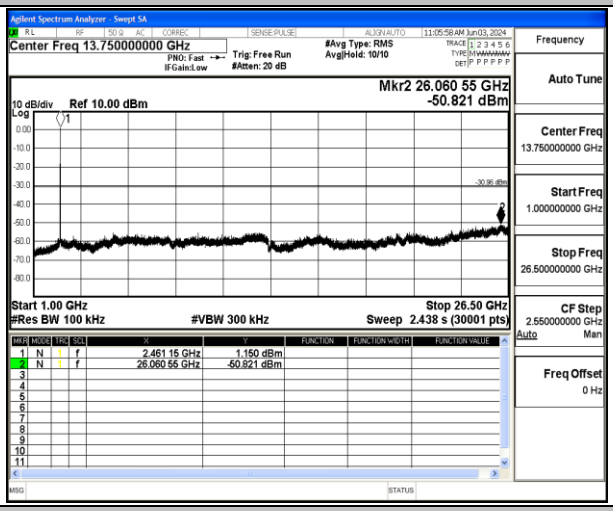

11B-Ant1-2462-1000~26500-PASS

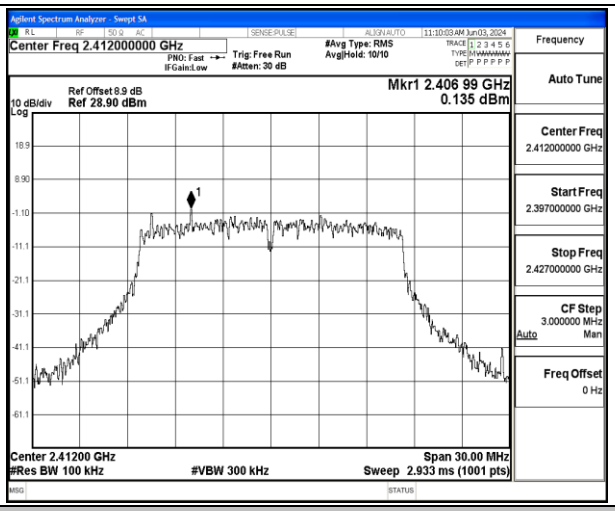

11G-Ant1-2412-0~Reference-PASS

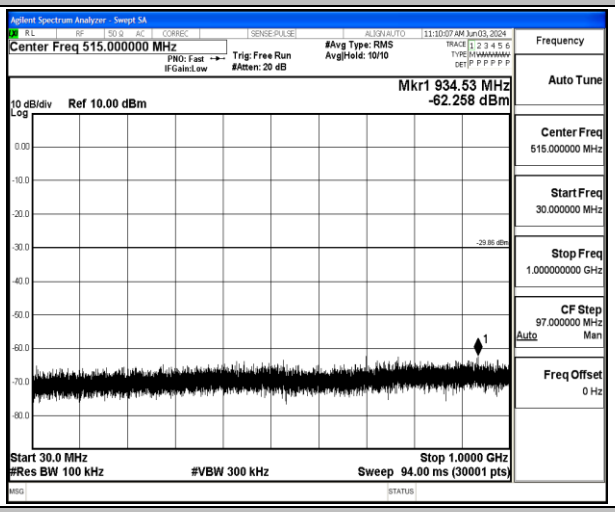

11G-Ant1-2412-30~1000-PASS

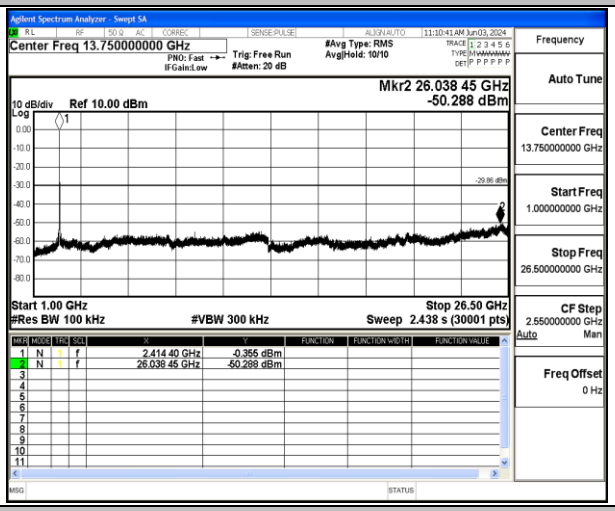

11G-Ant1-2412-1000~26500-PASS