IGNITE / headset

USER MANUAL

Contents

1. Welcome----------1

2. Overview----------2

3. How to wear----------3

4. What the buttons do----------4

5. More information----------7

6. Support ----------8

1. Welcome

Thank you for choosing the Coolpo IGNITE headset!

Experience the future of audio with these features:

- AI-powered microphone to remove background noise.

- Bluetooth connectivity for music and calls on the go.

- Exceptional sound quality for business and leisure.

- Ultralight design for all-day comfort.

- Enjoy productivity and entertainment in one sleek package. Welcome to the Coolpo IGNITE experience!

2. Overview

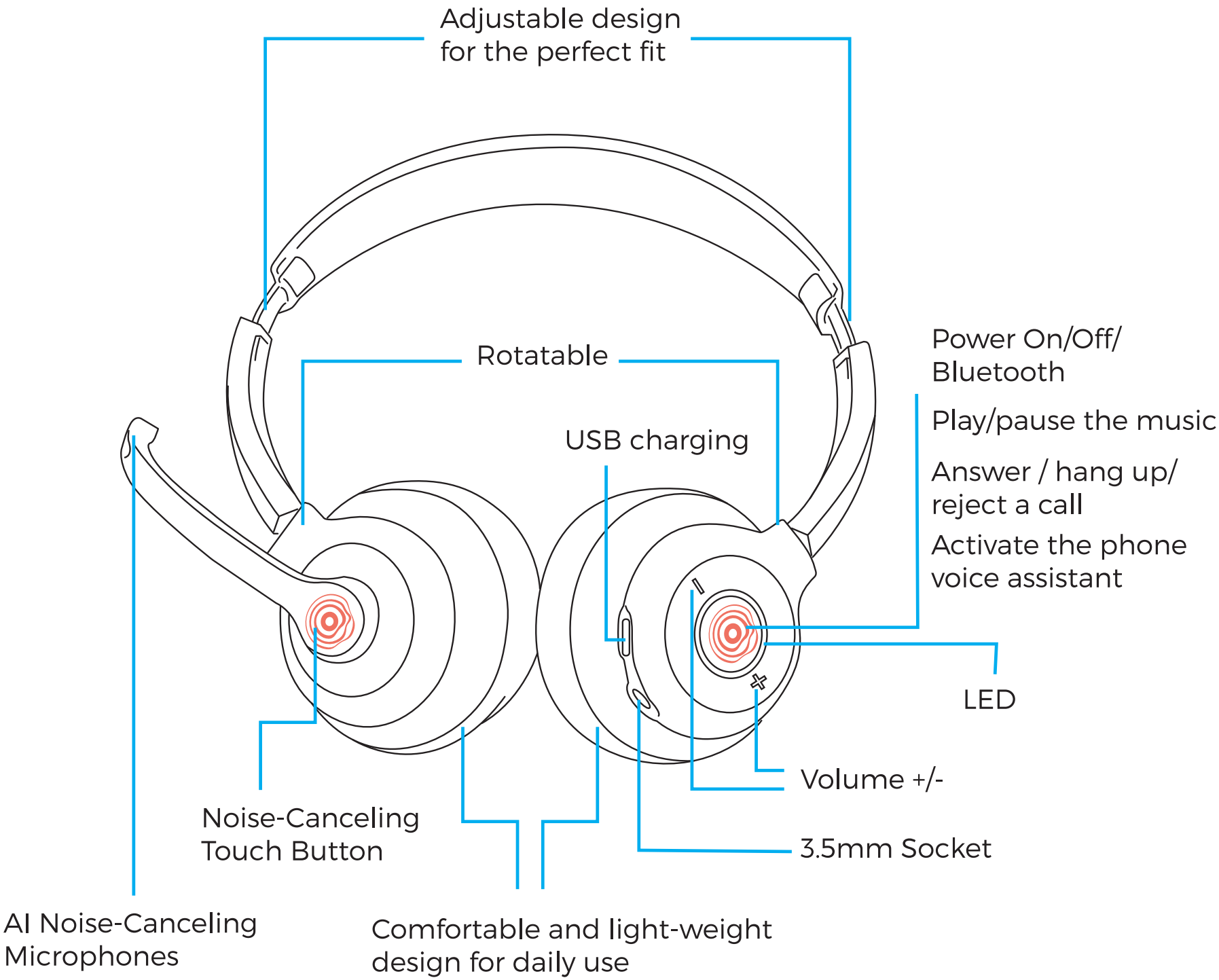
Adjustable design
for the perfect fit
Rotatable
USB charging
Power On/Off/
Bluetooth
Play/pause the music
Answer / hang up/
reject a call
Activate the phone
voice assistant
LED
Volume +/-
3.5mm Socket
Noise-Canceling
Touch Button
AI Noise-Canceling
Microphones
Comfortable and light-weight
design for daily use

3. How to Wear

Adjustable head-mounted for the perfect fit

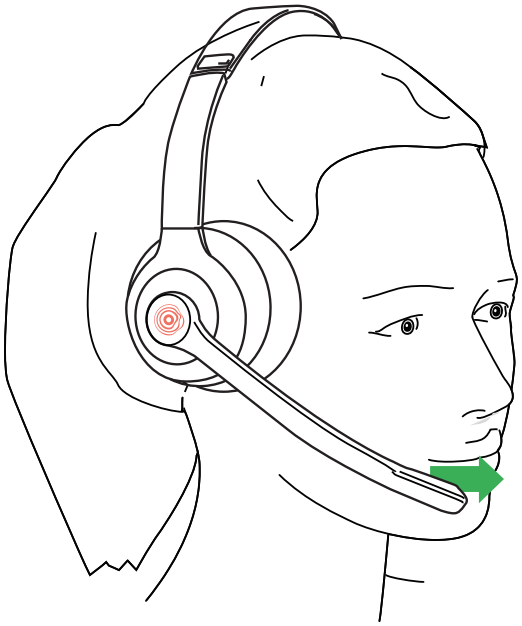

Rotate the microphone up to MUTE microphone

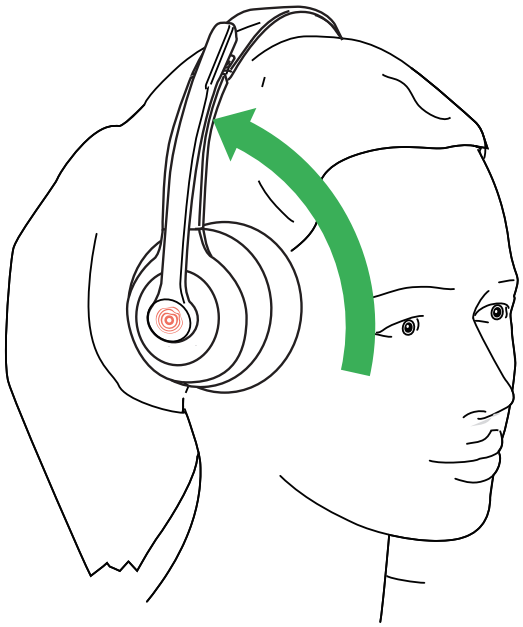

Rotate down to unmute and speak

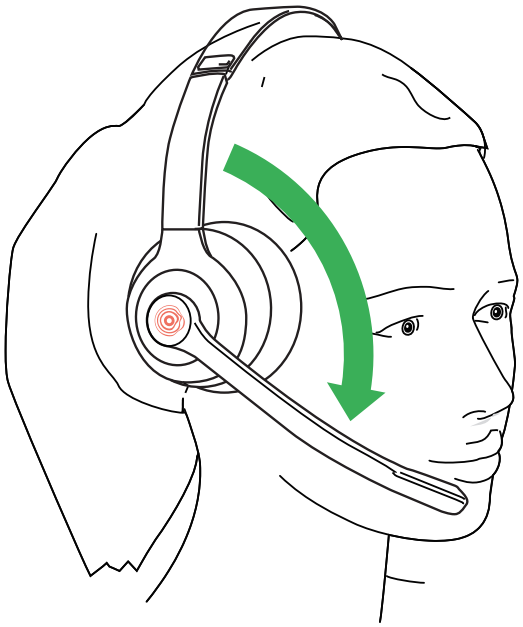

4. What the buttons do

Right Ear Buttons/Controls

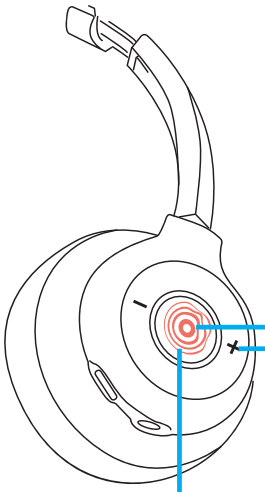

Power On/Off	Long press for 3 seconds to switch on; Long press for 5 seconds to switch off
Volume +/-	Press the volume plus or minus buttons
Press three times	Activate the phone voice assistant

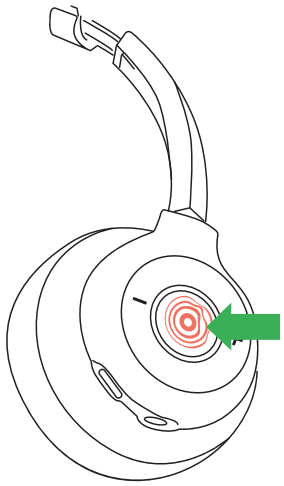

Answer call	Press the central round button once
Hang up an ongoing call	Press the central round button once
Reject a call	Press the central round button twice
Play/pause the music	Press the central round button once to play/pause music

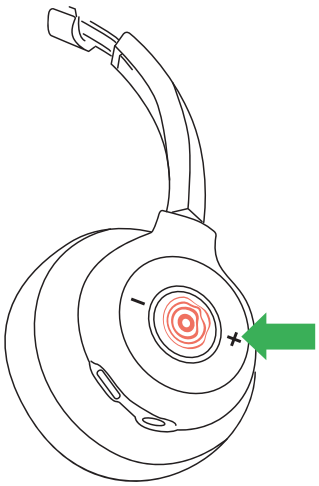

Next music	Long press the volume '+' button for 2 seconds
Previous music	Long press the volume '-' button for 2 seconds
Battery reminder	The voice prompt will inform you of the battery level automatically
Low Battery Warning (20% battery)	Automatic Voice Playback
Low Power warning before shutdown (5% power)	Automatic Voice Playback
Lowest volume indicator	Automatic Voice Playback

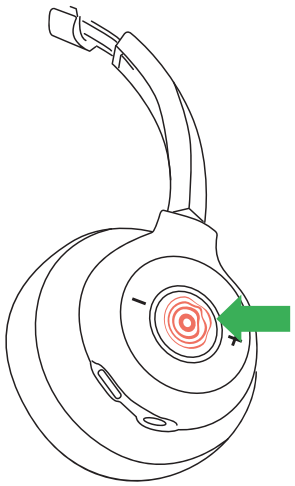

Bluetooth reconnection/ disconnect	When powered on, Bluetooth connects automatically. Upon successful pairing, the headset plays 'Connected,' and upon disconnection, it plays 'Disconnected.
Bluetooth reconnection or new connection	When in power-on mode, long press for 3 seconds to enter pairing mode and you will hear 'Bluetooth Pairing.' Upon successful pairing, it plays 'Pairing successful.

Auto power-off	If the device is powered on, it will automatically shut down after 15 minutes of unuse

Left Ear Touch Button

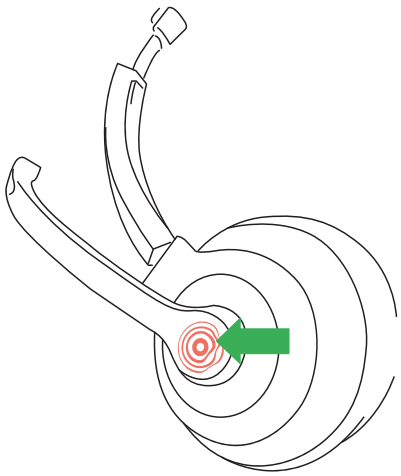

AI Noise Reduction Switch

Switch On	Double tap the side bar
Switch Off	Double tap the side bar
Mute/un-mute microphone	Rotate the microphone up to MUTE microphone/down to UNMUTE

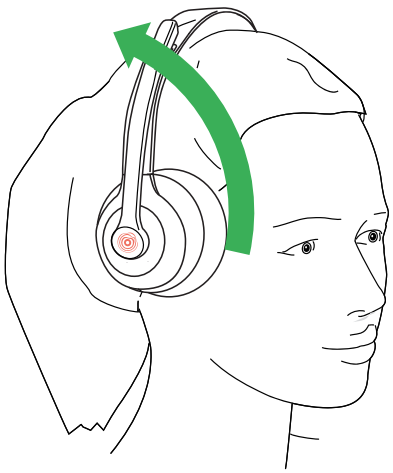

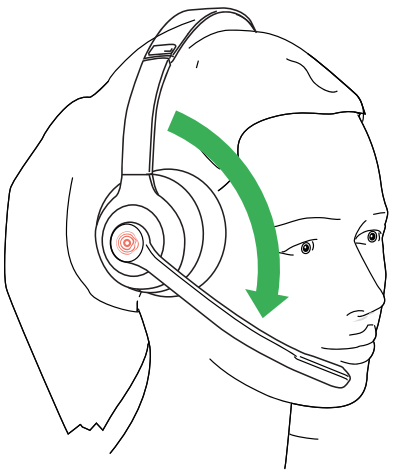

5. More information

Audio Chip
Qualcomm + AI audio chip

Bluetooth range
10m

Frequency range
2.402GHZ-2.480GHZ

Weight
160g

Battery time
Music 35h (50% volume)

Deep AI mode
7h

Battery capacity
400mAh

Charging wire
TYPE-C

LED
Blue、white

Bluetooth protocol
Bluetooth v5.2

Microphone sensitivity
-47±3dB(directional)

Nominal impedence
32Ω±15%

Speaker sensitivity
119±3dB At 1000 Hz At 0.178V
Based on : CRY6135LRT

Speaker rated power
Rated Power Input 10mW,
Max Power Input 30mW

Speaker frequency range
20HZ— 10KHZ At 0.178V
Based on : CRY6135LRT

Audio protocol
AAC、SBC 、APTX , adaptive

6. Support

Brand: Coolpo
Company: Shanghai LiwCV Co., Ltd.
Address: B215, Jiuzhou Center, No. 95, Lane 85,
Cailun Road, Pudong New Area, Shanghai, China
Website: https://www.coolpo.io/
Support: Girlen@coolpo.io
Tel: +1(833)656-0789
[EST:09:00-17:00/PDT:06:00-14:00;
Mondays through Fridays]
Copyright shanghai LiwCV Co., Ltd.
All Rights Reserved

FCC Warning

This device complies with part 15 of the FCC Rules. Operation is subject to the following two conditions: (1) This device may not cause harmful interference, and (2) this device must accept any interference received, including interference that may cause undesired operation.

Any Changes or modifications not expressly approved by the party responsible for compliance could void the user's authority to operate the equipment.

Note: This equipment has been tested and found to comply with the limits for a Class B digital device, pursuant to part 15 of the FCC Rules. These limits are designed to provide reasonable protection against harmful interference in a residential installation. This equipment generates uses and can radiate radio frequency energy and, if not installed and used in accordance with the instructions, may cause harmful interference to radio communications. However, there is no guarantee that interference will not occur in a particular installation. If this equipment does cause harmful interference to radio or television reception, which can be determined by turning the equipment off and on, the user is encouraged to try to correct the interference by one or more of the following measures:

-Reorient or relocate the receiving antenna.

-Increase the separation between the equipment and receiver.

-Connect the equipment into an outlet on a circuit different from that to which the receiver is connected.

-Consult the dealer or an experienced radio/TV technician for help.

The device has been evaluated to meet general RF exposure requirement. The device can be used in portable exposure condition without restriction.