TINGON Smart Anal Massager A1

User Manual

Scan the QR code for more information

Tingon | *Enjoy More*

X

Focus On Dopamine Pleasure

TINGON dopamine toys are the ultimate in quality. With beautifully crafted designs guided by expert insight and extensive research, our collection has been created to empower people to explore a new world of intimate -and infinite – possibilities.

Safety Tips

- This product is for personal use only and is not intended for use by other institutions or in public places
- This product is designed for private, personal use only and should not be used for any other purposes.
- The product contains a built-in capacitor that is non-removable; do not attempt to replace it.
- Do not modify, disassemble, or repair this product yourself.
- Avoid dropping or striking the product. Do not use the product if it is damaged
- Do not block the heater vents to prevent short circuits or fire hazards.
- Always use a sufficient amount of lubricant when using the product to avoid discomfort.
- After use, disconnect the power supply. When unplugging, hold the hard part of the plug. Do not pull or drag the product by the power cord.
- Only use original TINGON accessories designed for this model to ensure compatibility and safety.
- Do not place the product or its capacitor near high temperatures or heating devices such as sunlight, microwaves, heaters, or ovens, as overheating may cause explosions.
- Use this product within an ambient temperature range of 5°C to 35°C and store the product and its accessories within a temperature range of 5°C to 45°C.
- If you have diabetes or other medical conditions, consult a doctor before use.
- Keep the product in a clean, dry place, away from direct sunlight and out of reach of children.

Package Contents

1. 1 Anal Plug Main Unit
2. 1 Data Cable
3. 1 Waterdrop Charging Dock

RoHS CE UKCA FC

Package Contents

Model	TINGON A1
Materials	PC + ABS + Silicone + Zinc Alloy
Dimensions	102.0*76.6*40.3mm
Net weight	349.3g
Vibration Modes	12 types
TINGON APP	Download from TINGON official website
Operating Time	- minutes
Charging Time	- minutes
Waterproof Rating	IPX6
Operating Noise	< ** decibels

TINGON APP

(Scan the QR code to visit the TINGON official website. Download the app based on your Android or Apple device. After successful registration, you can connect to all products in the series and enjoy more diverse features and synchronized interactive functions.)

Instructions for Use

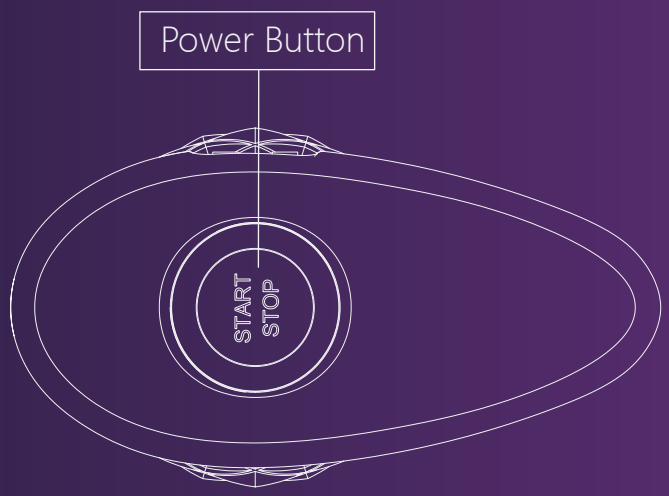

Power Control: Long press the power button for 1.5 seconds to turn the device on or off. When turned on, the button indicator light and the RGB light ring will illuminate

Vibration Mode Selection: After turning on, single-click the power button to switch between modes. There are a total of 12 vibration modes that cycle sequentially.

Charging Description



Charging Dock

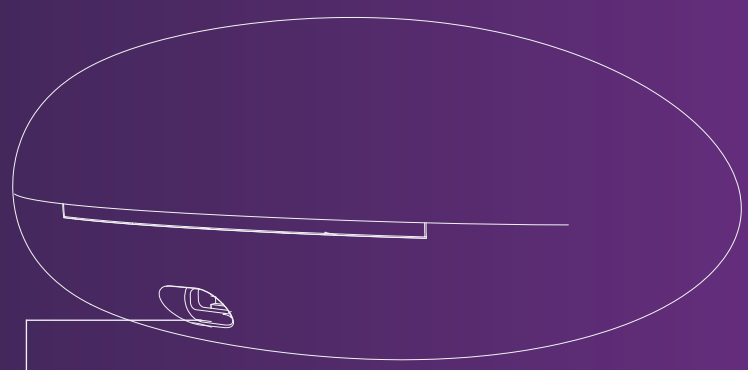

USB-C Charging Port

Precautions

Charging

- This product needs to be placed in the charging dock for charging. Before using the product for the first time, please charge it fully. Align the anal plug main unit correctly into the charging dock, and then insert the provided USB charging cable into the charging port of the dock. During normal charging, the indicator light will flash; when the battery is fully charged, the indicator light will stay on continuously. Before use, ensure the product is cleaned properly. Wipe the contact areas with warm water or a specialized cleaner, and gently dry with a towel.

Lubrication

- Apply a sufficient amount of lubricant on the device or the body to ensure a healthy and pleasant experience.

Skin Conditions

- This product should not be used on swollen or inflamed skin areas to avoid injury or exacerbating discomfort.

Cleaning After Use

- After each use, rinse the product with warm water and antibacterial soap, then rinse thoroughly with clean water. Do not immerse the entire device in water for cleaning. Finally, gently dry with a towel and place it into the charging dock.

Safety During Charging

- The device cannot be operated while charging. Do not turn on the device during charging, and avoid charging near water sources.

Product Cleaning

After use, this product can be rinsed under a moderate stream of water. After rinsing thoroughly, ensure to dry the product completely, including the magnetic charging port, before placing it back into the charging dock.

(Note: Not suitable for soaking in water.)

Once the product is dry, it can be placed into the charging dockfor recharging and storage.



FCC Caution

- This device complies with part 15 of the FCC Rules. Operation is subject to the following two conditions: (1) This device may not cause harmful interference, and (2) this device must accept any interference received, including interference that may cause undesired operation.

- Any Changes or modifications not expressly approved by the party responsible for compliance could void the user's authority to operate the equipment.

- Note: This equipment has been tested and found to comply with the limits for a Class B digital device, pursuant to part 15 of the FCC Rules. These limits are designed to provide reasonable protection against harmful interference in a residential installation.

- This equipment generates uses and can radiate radio frequency energy and, if not installed and used in accordance with the instructions, may cause harmful interference to radio communications. However, there is no guarantee that interference will not occur in a particular installation. If this equipment does cause harmful interference to radio or television reception, which can be determined by turning the equipment off and on, the user is encouraged to try to correct the interference by one or more of the following measures:

- -Reorient or relocate the receiving antenna.

- -Increase the separation between the equipment and receiver.

- -Connect the equipment into an outlet on a circuit different from that to which the receiver is connected.

- -Consult the dealer or an experienced radio/TV technician for help.

- The device has been evaluated to meet general RF exposure requirement. The device can be used in portable exposure condition without restriction.