Appendix Test Data

Report No.:	182514C400054101	Test Sample No.:	1-2-2
Start Test Date:	2024.7.22	Finish Test Date:	2024.7.24
Test Engineer:	Jokes Huang	Auditor:	Justin Feng
Temperature:	25.5℃	Relative Humidity:	47%
Pressure:	101kPa		

Appendix A: 20dB Bandwidth

Test Result

TestMode	Antenna	Frequency[MHz]	20db EBW[MHz]	FL[MHz]	FH[MHz]
DH5	Ant1	2402	1.035	2401.466	2402.501
DH5	Ant1	2441	0.948	2440.535	2441.483
DH5	Ant1	2480	1.032	2479.460	2480.492
2DH5	Ant1	2402	1.287	2401.364	2402.651
2DH5	Ant1	2441	1.263	2440.385	2441.648
2DH5	Ant1	2480	1.230	2479.373	2480.603
3DH5	Ant1	2402	1.209	2401.403	2402.612
3DH5	Ant1	2441	1.200	2440.406	2441.606
3DH5	Ant1	2480	1.191	2479.409	2480.600

Test Graphs

DH5-Ant1-2402

DH5-Ant1-2441

DH5-Ant1-2480

2DH5-Ant1-2402

2DH5-Ant1-2441

2DH5-Ant1-2480

3DH5-Ant1-2402

3DH5-Ant1-2441

3DH5-Ant1-2480

Appendix B: 99% Occupied Bandwidth

Test Result

TestMode	Antenna	Frequency[MHz]	OCB [MHz]	FL[MHz]	FH[MHz]	Limit[MHz]	Verdict
DH5	Ant1	2402	0.7720	2401.6041	2402.3761	---	---
DH5	Ant1	2441	0.7622	2440.6192	2441.3814	---	---
DH5	Ant1	2480	0.7653	2479.6119	2480.3772	---	---
2DH5	Ant1	2402	1.1900	2401.4134	2402.6034	---	---
2DH5	Ant1	2441	1.1947	2440.4082	2441.6075	---	---
2DH5	Ant1	2480	1.1911	2479.4128	2480.6039	---	---
3DH5	Ant1	2402	1.1742	2401.4088	2402.5830	---	---
3DH5	Ant1	2441	1.1869	2440.4068	2441.5937	---	---
3DH5	Ant1	2480	1.1689	2479.4202	2480.5891	---	---

Test Graphs

DH5-Ant1-2402

DH5-Ant1-2441

DH5-Ant1-2480

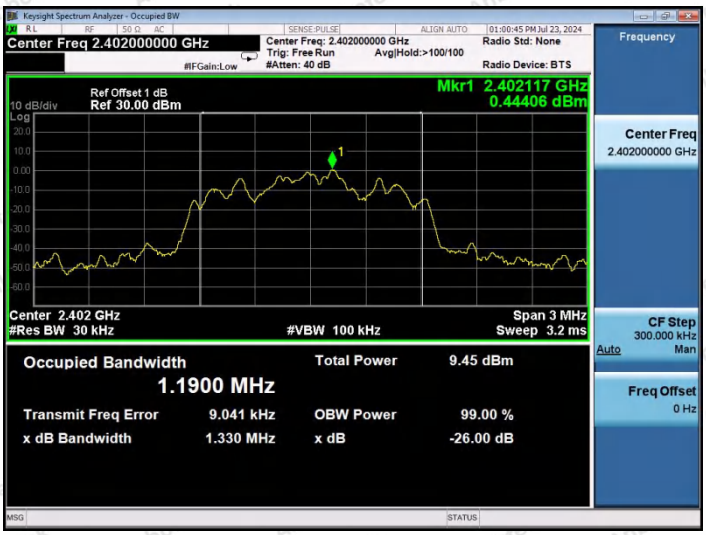

2DH5-Ant1-2402

2DH5-Ant1-2441

2DH5-Ant1-2480

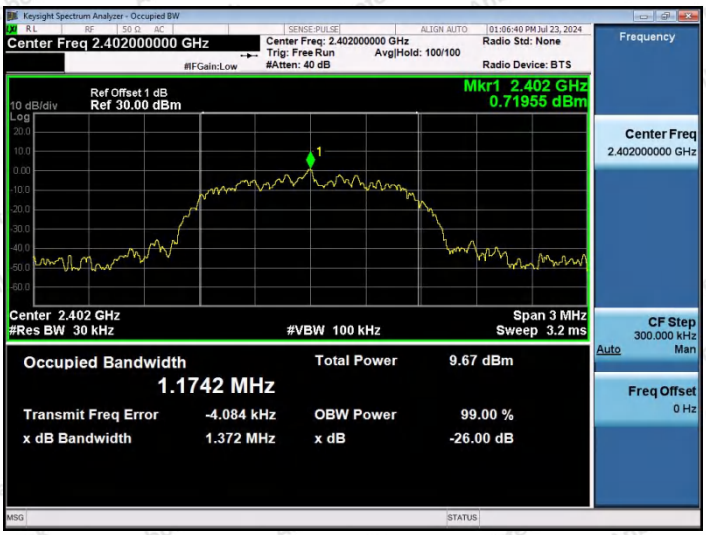

3DH5-Ant1-2402

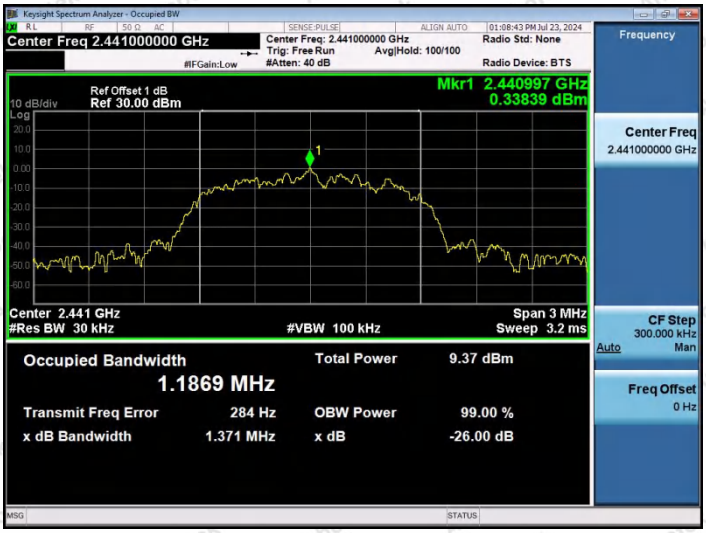

3DH5-Ant1-2441

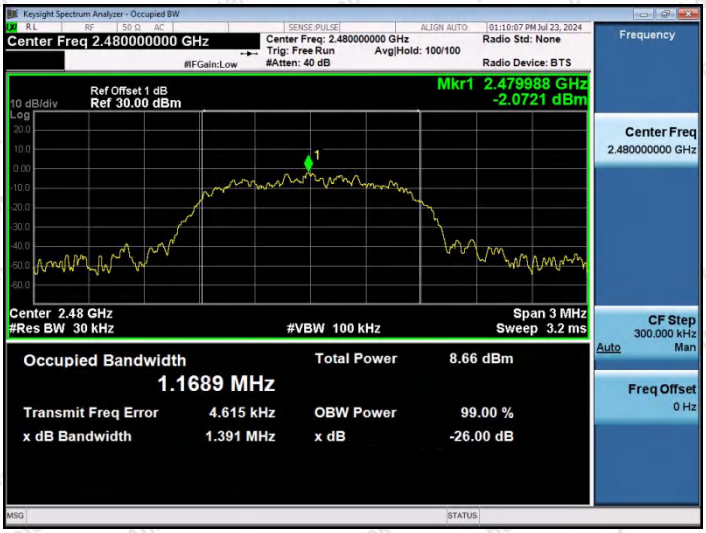

3DH5-Ant1-2480

Appendix C: Maximum Conducted Output Power

Test Result Peak

Test Mode	Antenna	Frequency[MHz]	Conducted Peak Power[dBm]	Conducted Limit[dBm]	Verdict
DH5	Ant1	2402	2.87	≤20.97	PASS
DH5	Ant1	2441	2.43	≤20.97	PASS
DH5	Ant1	2480	1.79	≤20.97	PASS
2DH5	Ant1	2402	4.63	≤20.97	PASS
2DH5	Ant1	2441	4.24	≤20.97	PASS
2DH5	Ant1	2480	3.63	≤20.97	PASS
3DH5	Ant1	2402	5.68	≤20.97	PASS
3DH5	Ant1	2441	5.28	≤20.97	PASS
3DH5	Ant1	2480	4.66	≤20.97	PASS

Test Graphs

DH5-Ant1-2402-PASS

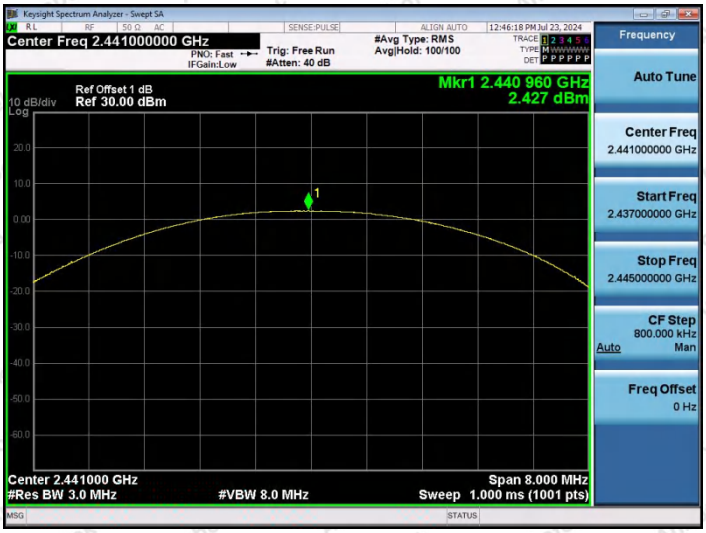

DH5-Ant1-2441-PASS

DH5-Ant1-2480-PASS

2DH5-Ant1-2402-PASS

2DH5-Ant1-2441-PASS

2DH5-Ant1-2480-PASS

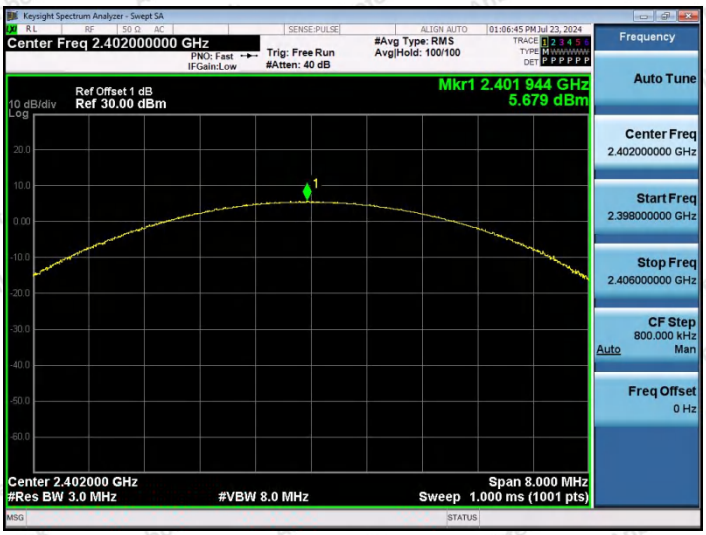

3DH5-Ant1-2402-PASS

3DH5-Ant1-2441-PASS

3DH5-Ant1-2480-PASS

Appendix D: Carrier frequency separation

Test Result

TestMode	Antenna	Frequency[MHz]	Result[MHz]	Limit[MHz]	Verdict
DH5	Ant1	Hop	0.666	≥0.690	PASS
2DH5	Ant1	Hop	1.034	≥0.820	PASS
3DH5	Ant1	Hop	1.014	≥0.806	PASS

Test Graphs

DH5-Ant1-Hop-PASS

2DH5-Ant1-Hop-PASS

3DH5-Ant1-Hop-PASS

Appendix E: Dwell Time

Test Result

TestMode	Antenna	Frequency[MHz]	BurstWidth [ms]	TotalHops [Num]	Result[s]	Limit[s]	Verdict
DH1	Ant1	Hop	0.395	318	0.126	≤0.4	PASS
DH3	Ant1	Hop	1.650	157	0.259	≤0.4	PASS
DH5	Ant1	Hop	2.899	131	0.38	≤0.4	PASS
2DH1	Ant1	Hop	0.405	318	0.129	≤0.4	PASS
2DH3	Ant1	Hop	1.657	163	0.27	≤0.4	PASS
2DH5	Ant1	Hop	2.906	101	0.294	≤0.4	PASS
3DH1	Ant1	Hop	0.407	318	0.129	≤0.4	PASS
3DH3	Ant1	Hop	1.630	160	0.261	≤0.4	PASS
3DH5	Ant1	Hop	2.908	93	0.27	≤0.4	PASS

Test Graphs

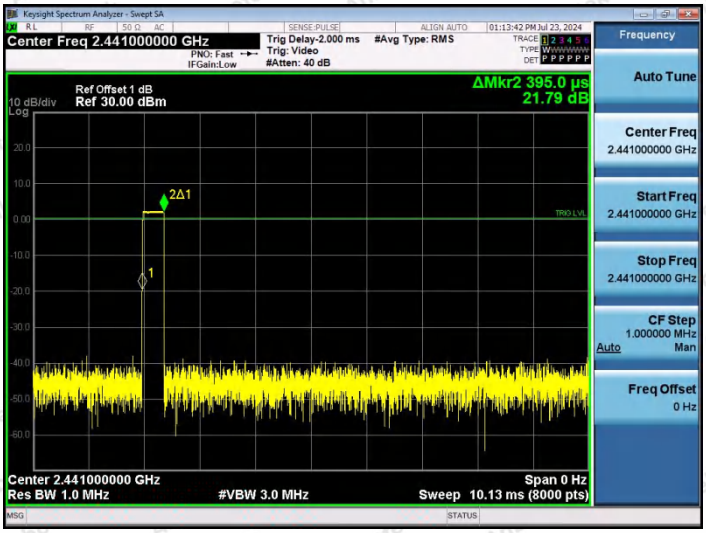

DH1-Ant1-Hop-PASS

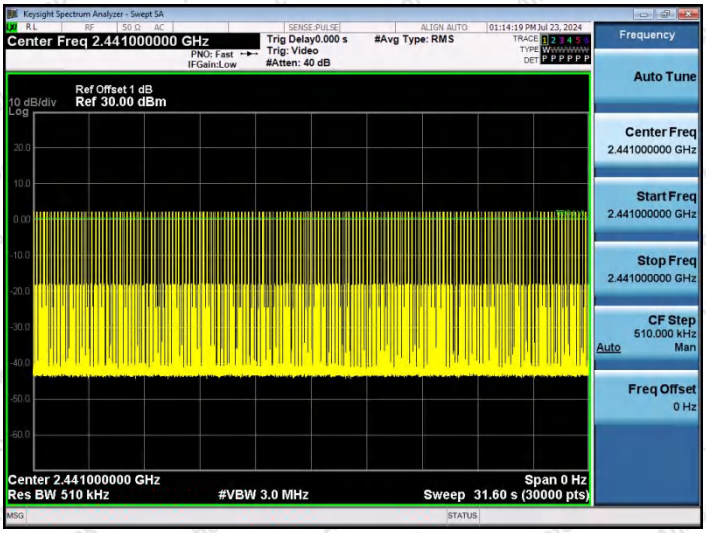

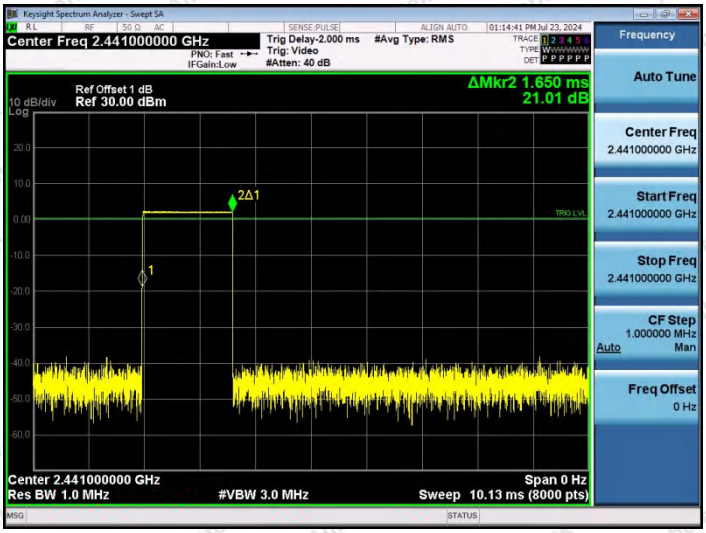

DH3-Ant1-Hop-PASS

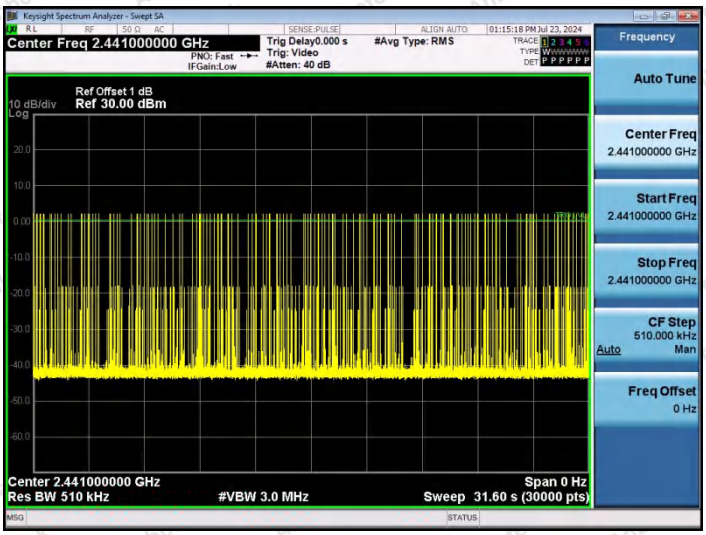

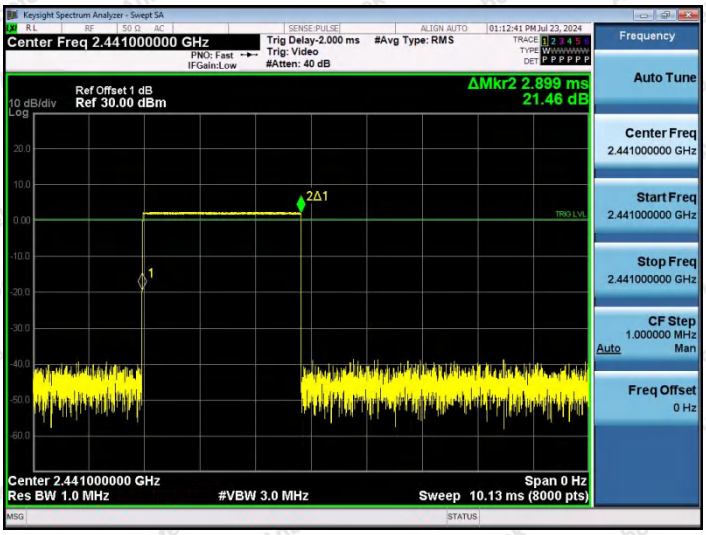

DH5-Ant1-Hop-PASS

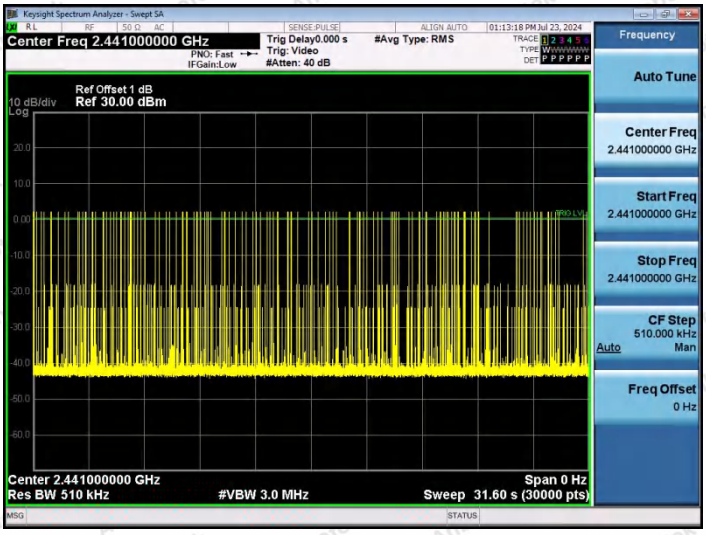

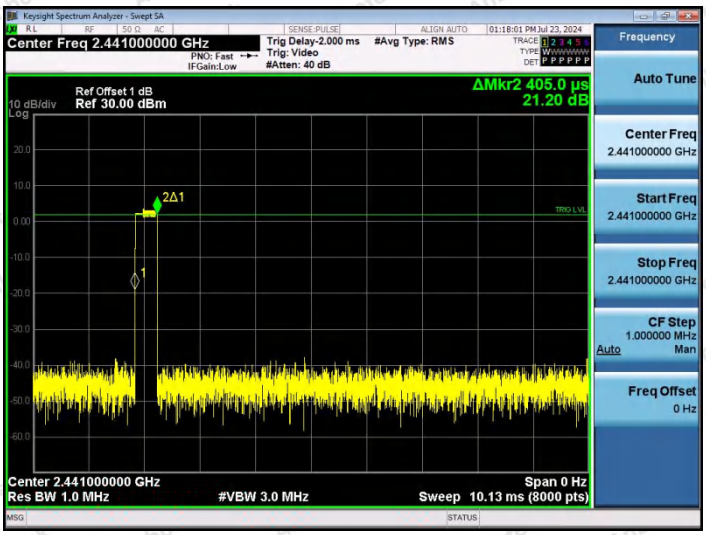

2DH1-Ant1-Hop-PASS

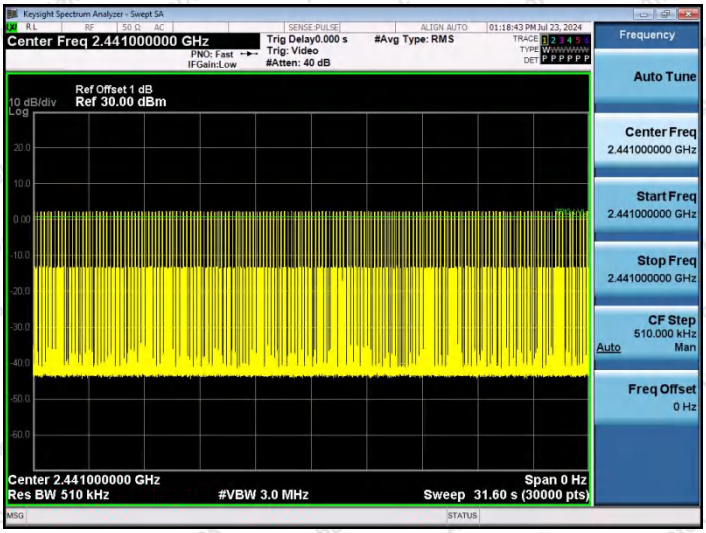

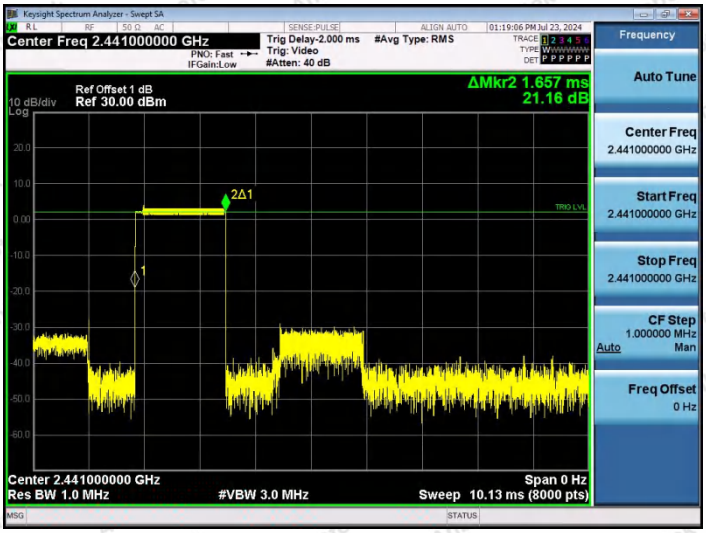

2DH3-Ant1-Hop-PASS

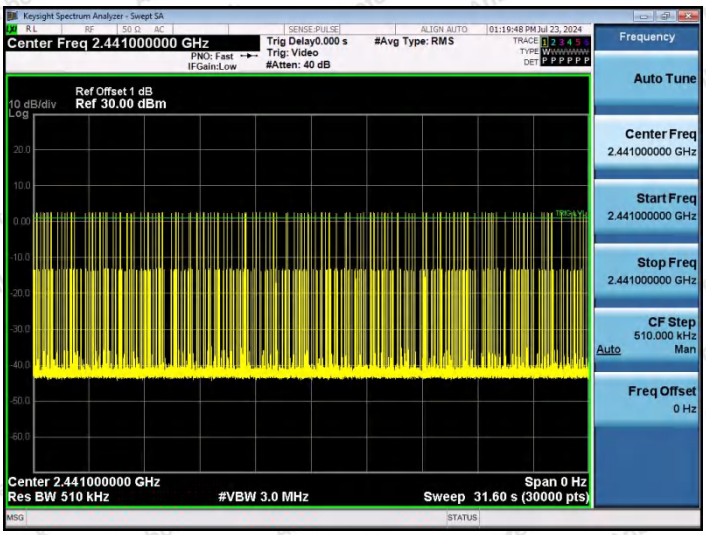

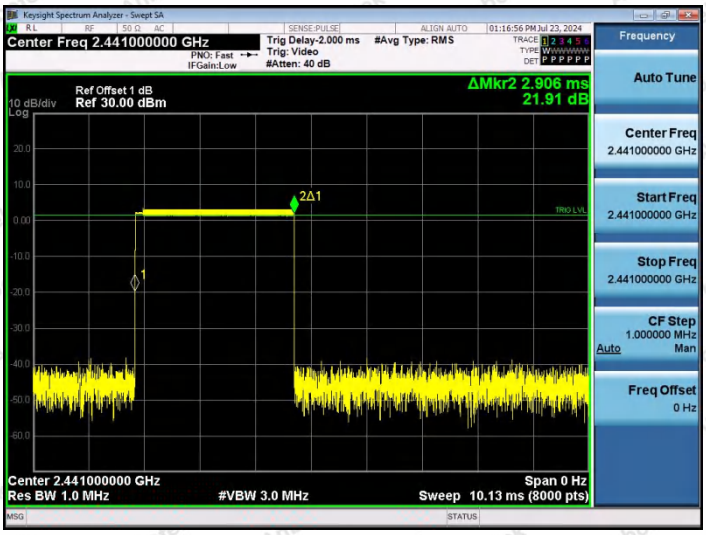

2DH5-Ant1-Hop-PASS

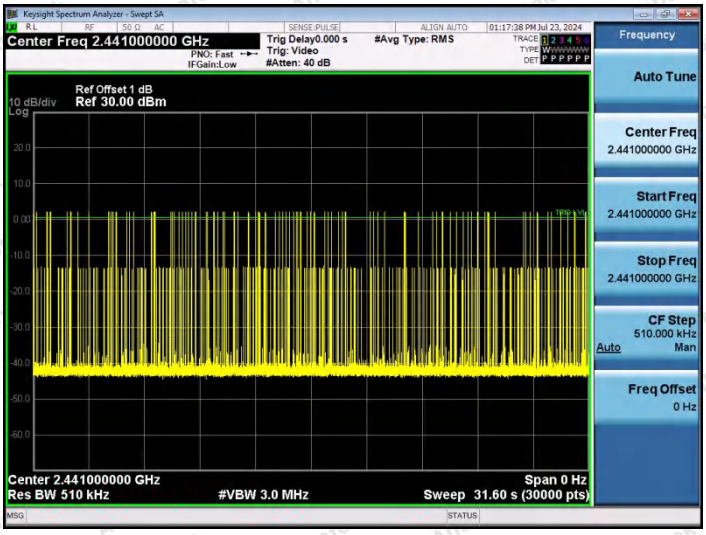

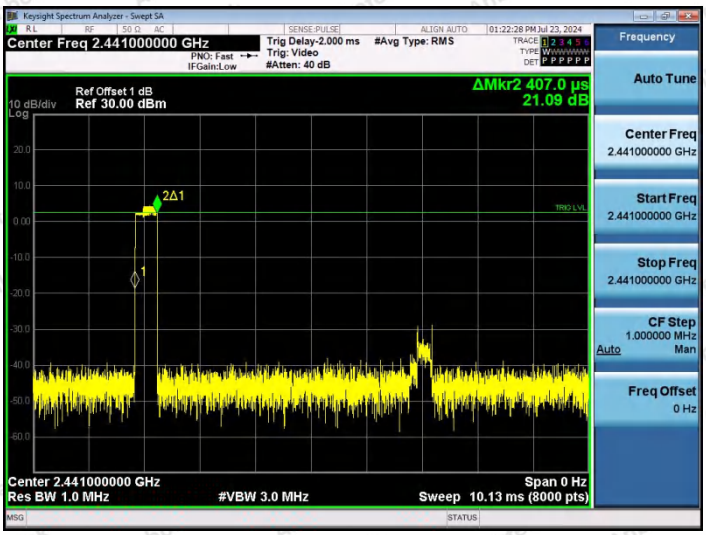

3DH1-Ant1-Hop-PASS

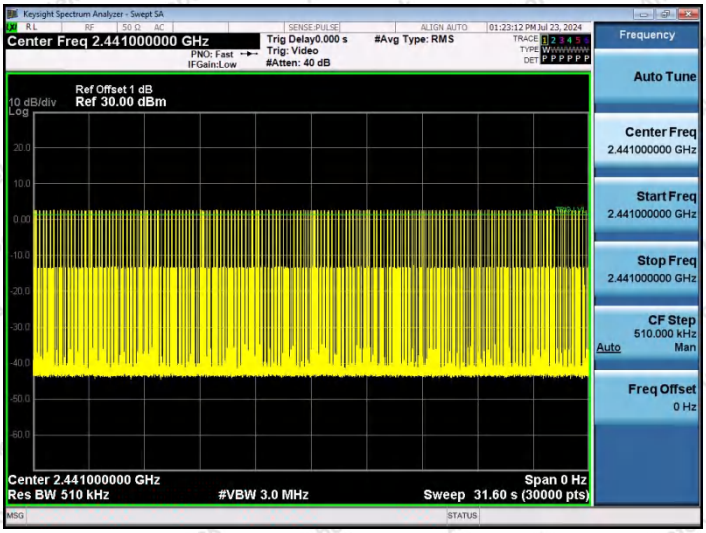

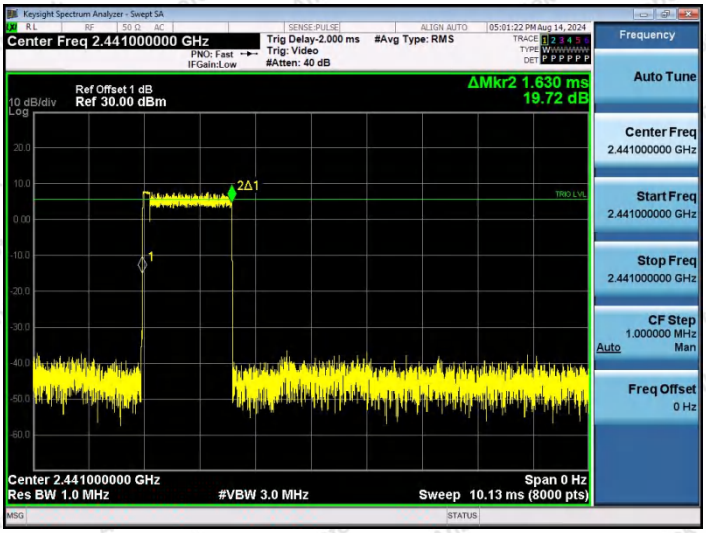

3DH3-Ant1-Hop-PASS

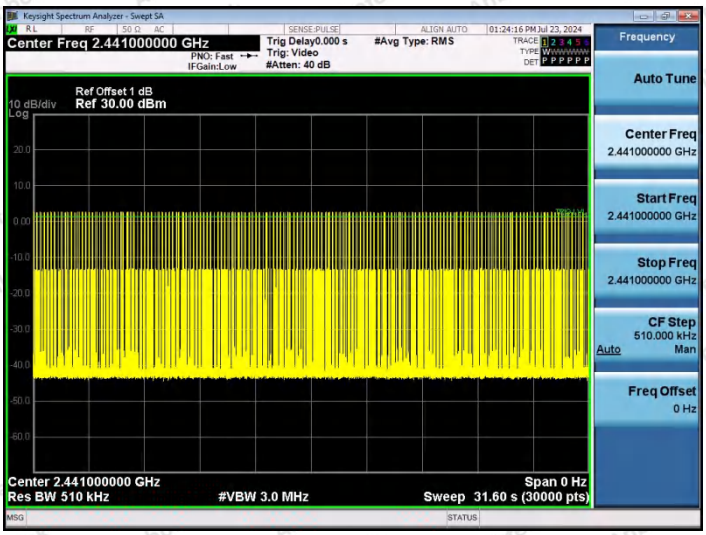

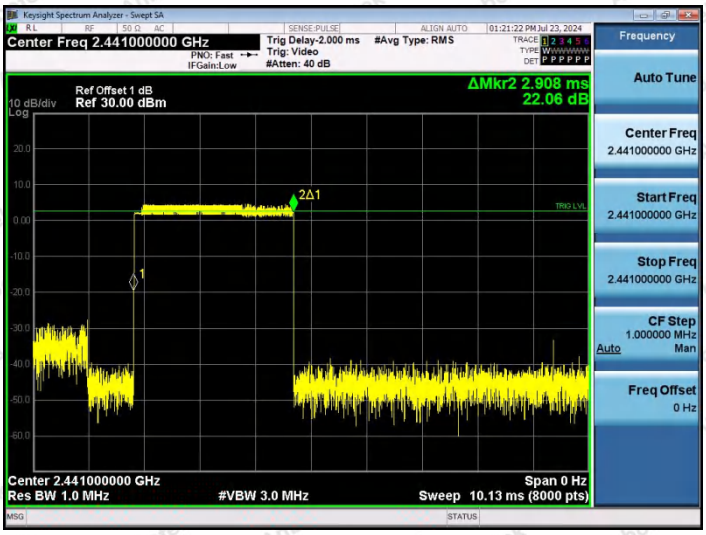

3DH5-Ant1-Hop-PASS

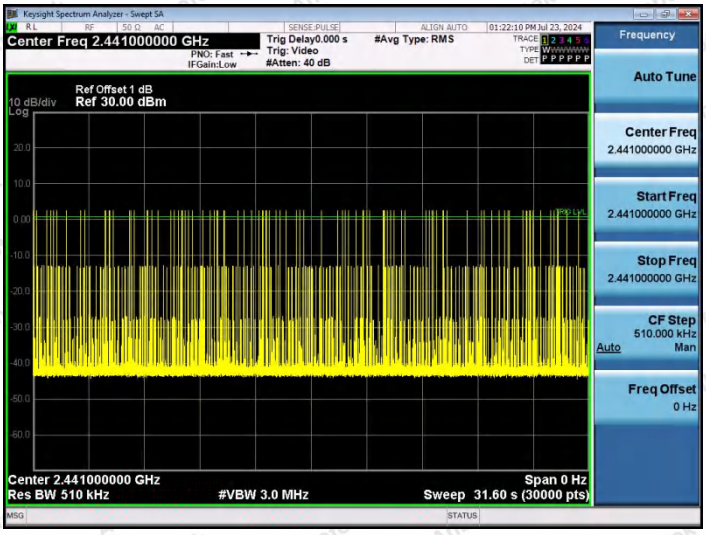

Appendix F: Number of Hopping Channel

Test Result

TestMode	Antenna	Frequency[MHz]	Result[Num]	Limit[Num]	Verdict
DH5	Ant1	Hop	79	≥15	PASS
2DH5	Ant1	Hop	79	≥15	PASS
3DH5	Ant1	Hop	79	≥15	PASS

Test Graphs

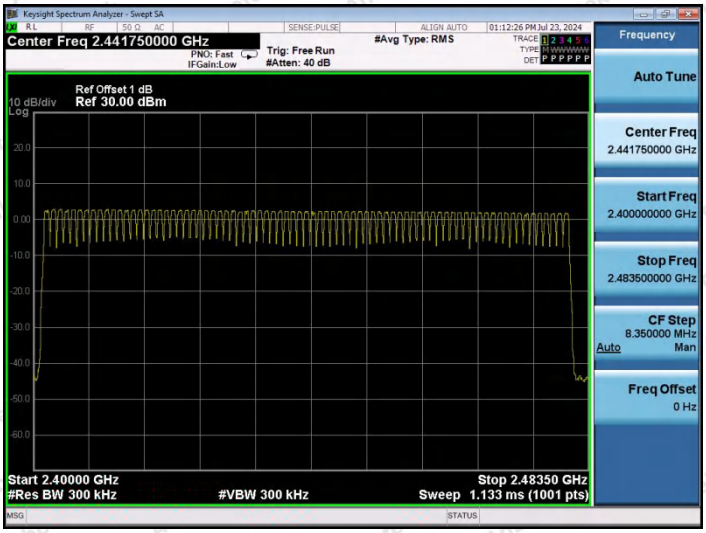

DH5-Ant1-Hop-PASS

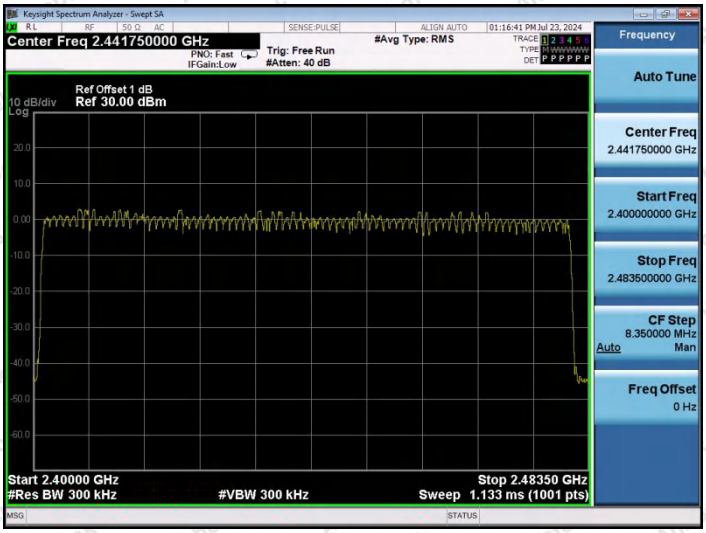

2DH5-Ant1-Hop-PASS

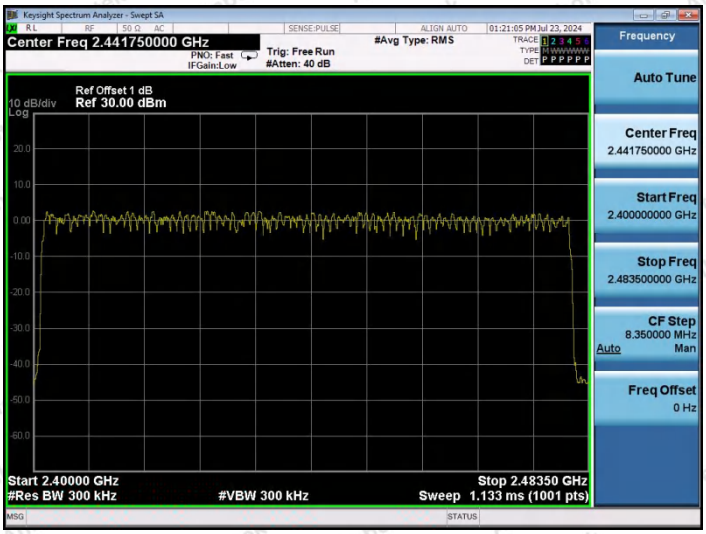

3DH5-Ant1-Hop-PASS

Appendix G: Conducted Band edge

Test Result

TestMode	Antenna	ChName	Frequency[MHz]	RefLevel [dBm]	Result [dBm]	Limit [dBm]	Verdict
DH5	Ant1	Low	2402	2.57	-42.06	≤-17.43	PASS
DH5	Ant1	High	2480	0.81	-55.32	≤-19.19	PASS
DH5	Ant1	Low	Hop_2402	-0.10	-52.9	≤-20.1	PASS
DH5	Ant1	High	Hop_2480	1.60	-51.69	≤-18.4	PASS
2DH5	Ant1	Low	2402	2.39	-52.49	≤-17.61	PASS
2DH5	Ant1	High	2480	1.12	-56.41	≤-18.88	PASS
2DH5	Ant1	Low	Hop_2402	1.95	-49.92	≤-18.05	PASS
2DH5	Ant1	High	Hop_2480	1.58	-50.1	≤-18.43	PASS
3DH5	Ant1	Low	2402	1.94	-42.71	≤-18.06	PASS
3DH5	Ant1	High	2480	1.66	-55.15	≤-18.34	PASS
3DH5	Ant1	Low	Hop_2402	2.66	-56.22	≤-17.34	PASS
3DH5	Ant1	High	Hop_2480	0.58	-55.42	≤-19.42	PASS

Test Graphs

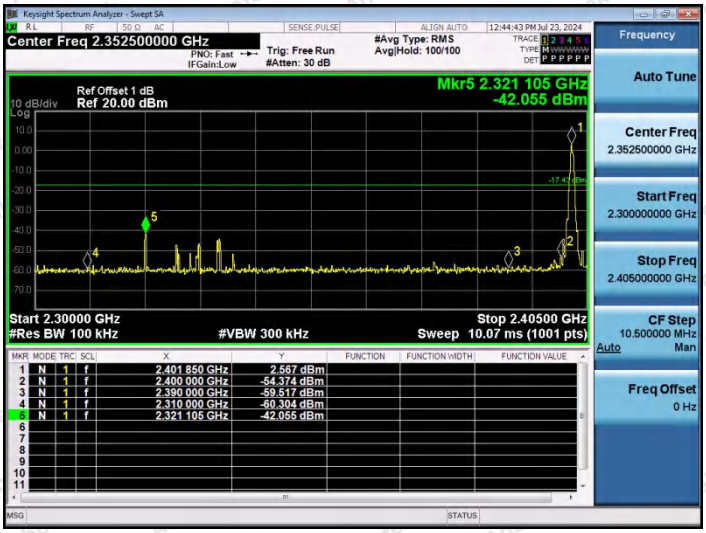

DH5-Ant1-2402-PASS

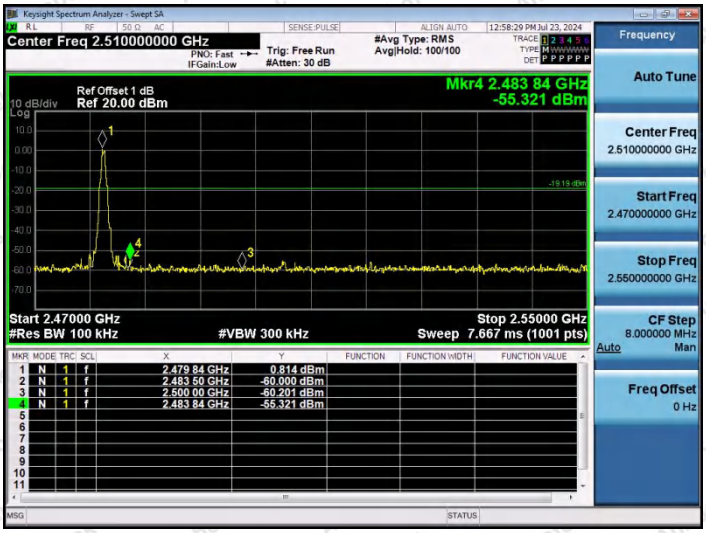

DH5-Ant1-2480-PASS

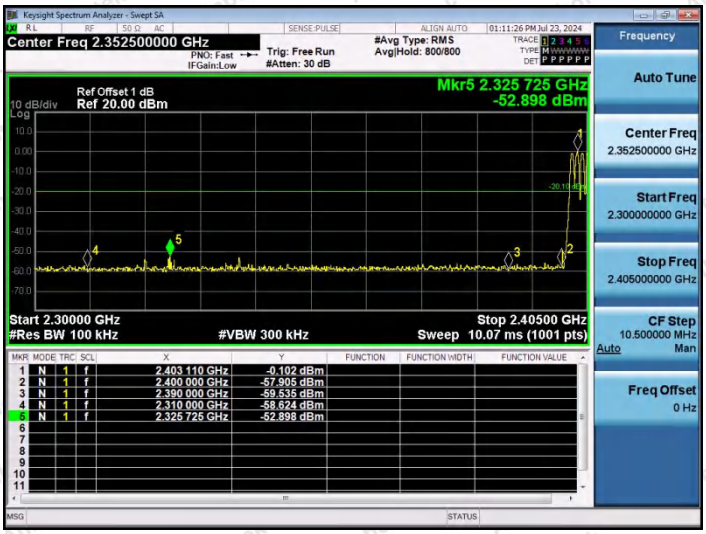

DH5-Ant1-Hop_2402-PASS

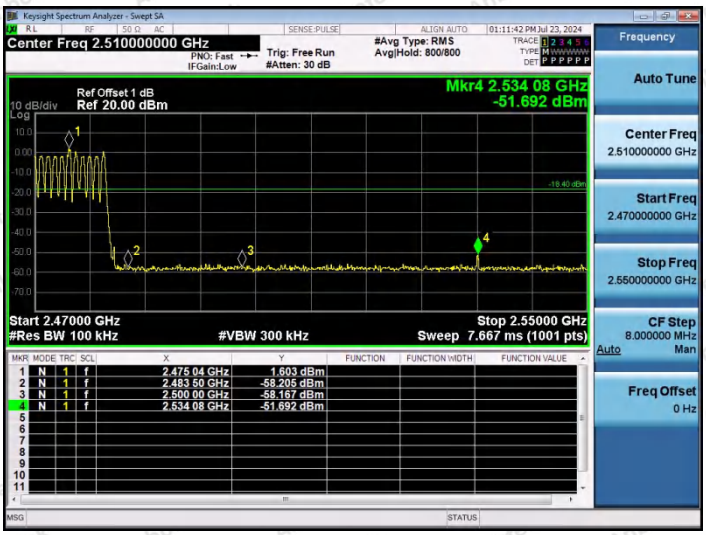

DH5-Ant1-Hop_2480-PASS

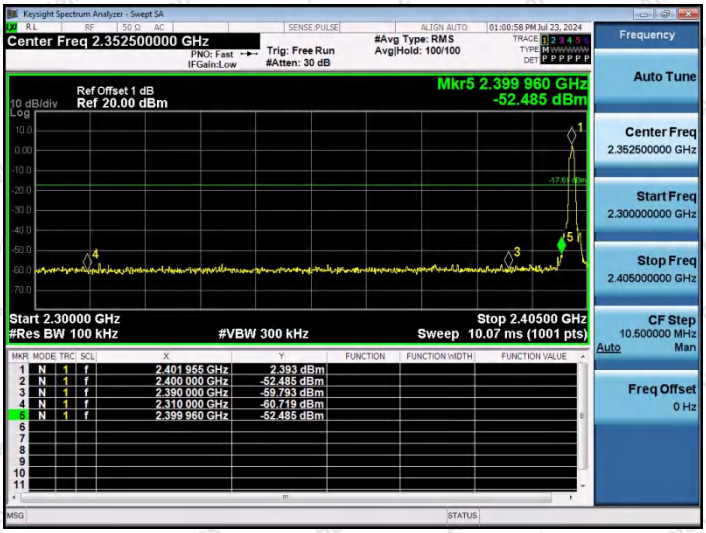

2DH5-Ant1-2402-PASS

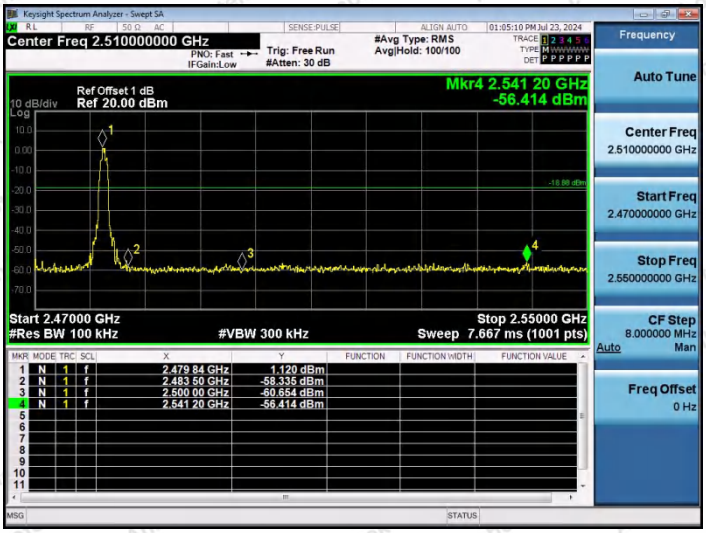

2DH5-Ant1-2480-PASS

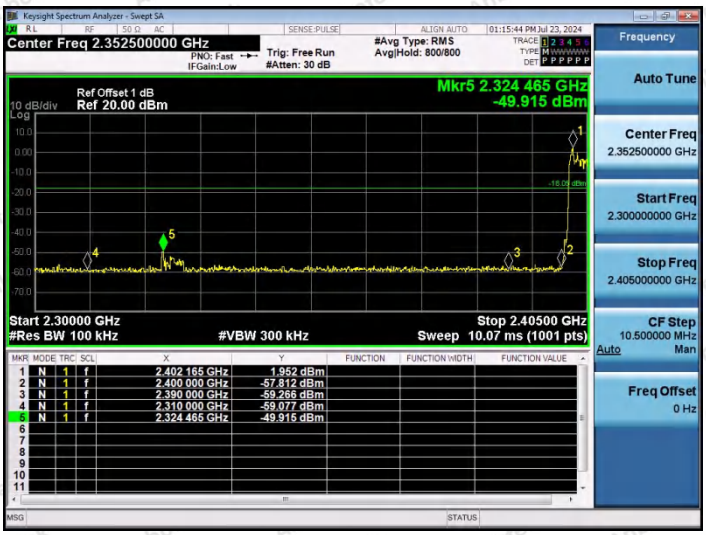

2DH5-Ant1-Hop_2402-PASS

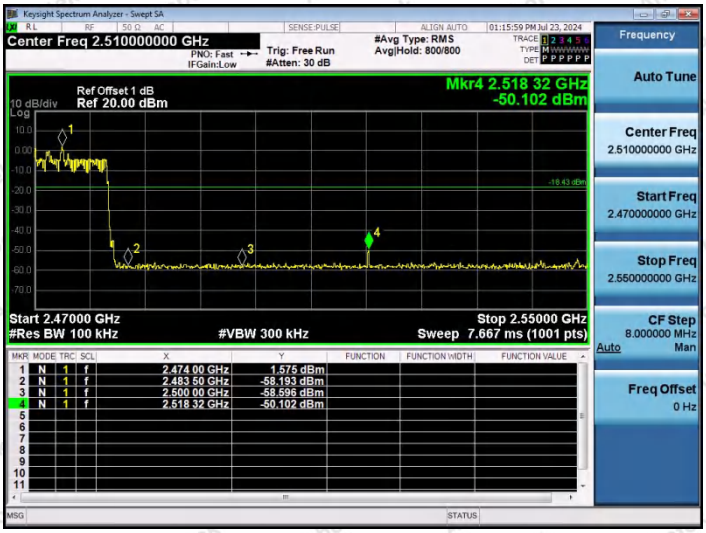

2DH5-Ant1-Hop_2480-PASS

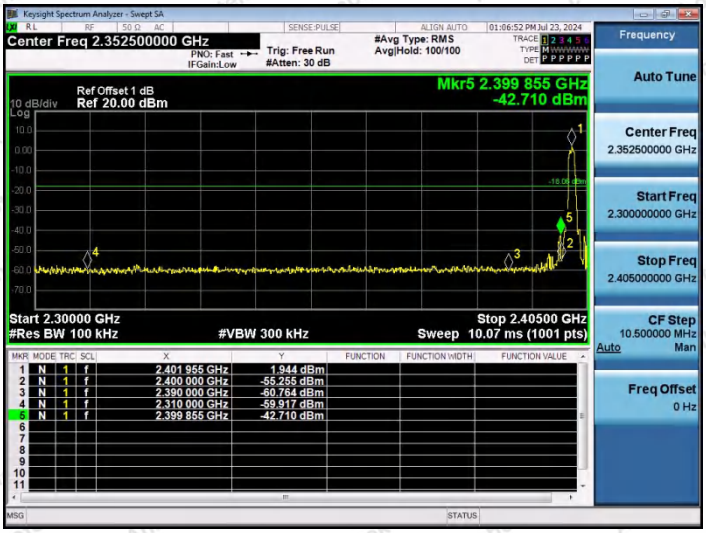

3DH5-Ant1-2402-PASS

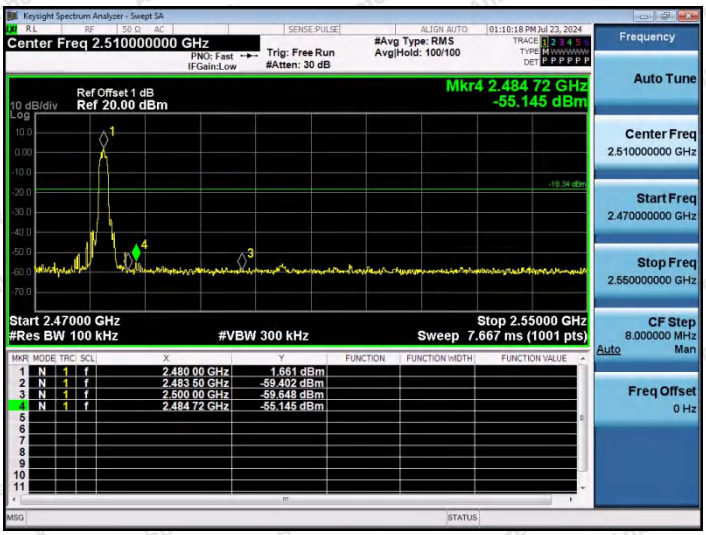

3DH5-Ant1-2480-PASS

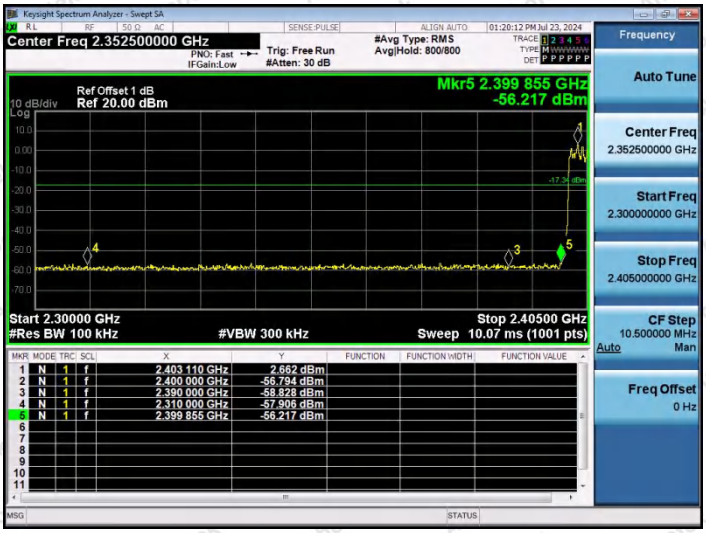

3DH5-Ant1-Hop_2402-PASS

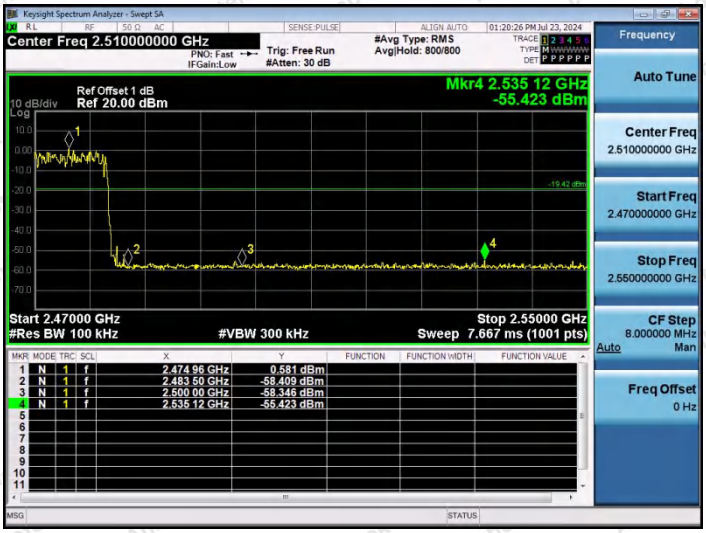

3DH5-Ant1-Hop_2480-PASS

Appendix H: Conducted Spurious Emission

Test Result

TestMode	Antenna	Frequency[MHz]	FreqRange [MHz]	RefLevel [dBm]	Result [dBm]	Limit [dBm]	Verdict
DH5	Ant1	2402	0~Reference	1.42	1.42	---	PASS
DH5	Ant1	2402	30~1000	1.42	-68.93	≤-18.58	PASS
DH5	Ant1	2402	1000~26500	1.42	-45.63	≤-18.58	PASS
DH5	Ant1	2441	0~Reference	0.16	0.16	---	PASS
DH5	Ant1	2441	30~1000	0.16	-69.06	≤-19.84	PASS
DH5	Ant1	2441	1000~26500	0.16	-47.07	≤-19.84	PASS
DH5	Ant1	2480	0~Reference	1.46	1.46	---	PASS
DH5	Ant1	2480	30~1000	1.46	-68.93	≤-18.54	PASS
DH5	Ant1	2480	1000~26500	1.46	-48	≤-18.54	PASS
2DH5	Ant1	2402	0~Reference	1.04	1.04	---	PASS
2DH5	Ant1	2402	30~1000	1.04	-68.12	≤-18.96	PASS
2DH5	Ant1	2402	1000~26500	1.04	-45.69	≤-18.96	PASS
2DH5	Ant1	2441	0~Reference	0.81	0.81	---	PASS
2DH5	Ant1	2441	30~1000	0.81	-68.28	≤-19.19	PASS
2DH5	Ant1	2441	1000~26500	0.81	-48.08	≤-19.19	PASS
2DH5	Ant1	2480	0~Reference	1.41	1.41	---	PASS
2DH5	Ant1	2480	30~1000	1.41	-67.25	≤-18.59	PASS
2DH5	Ant1	2480	1000~26500	1.41	-47.87	≤-18.59	PASS
3DH5	Ant1	2402	0~Reference	1.92	1.92	---	PASS
3DH5	Ant1	2402	30~1000	1.92	-68.49	≤-18.08	PASS
3DH5	Ant1	2402	1000~26500	1.92	-45.81	≤-18.08	PASS
3DH5	Ant1	2441	0~Reference	0.15	0.15	---	PASS
3DH5	Ant1	2441	30~1000	0.15	-68.47	≤-19.85	PASS
3DH5	Ant1	2441	1000~26500	0.15	-47.95	≤-19.85	PASS
3DH5	Ant1	2480	0~Reference	-1.04	-1.04	---	PASS
3DH5	Ant1	2480	30~1000	-1.04	-69.03	≤-21.04	PASS
3DH5	Ant1	2480	1000~26500	-1.04	-47.96	≤-21.04	PASS

Test Graphs

DH5-Ant1-2402-0~Reference-PASS

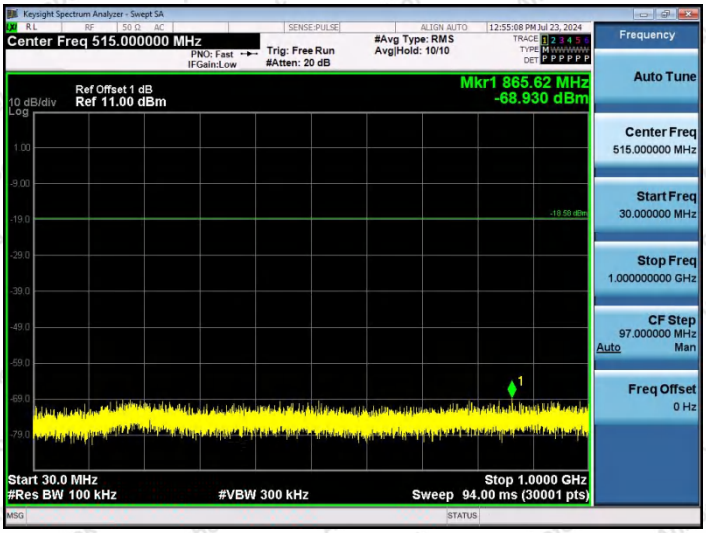

DH5-Ant1-2402-30~1000-PASS

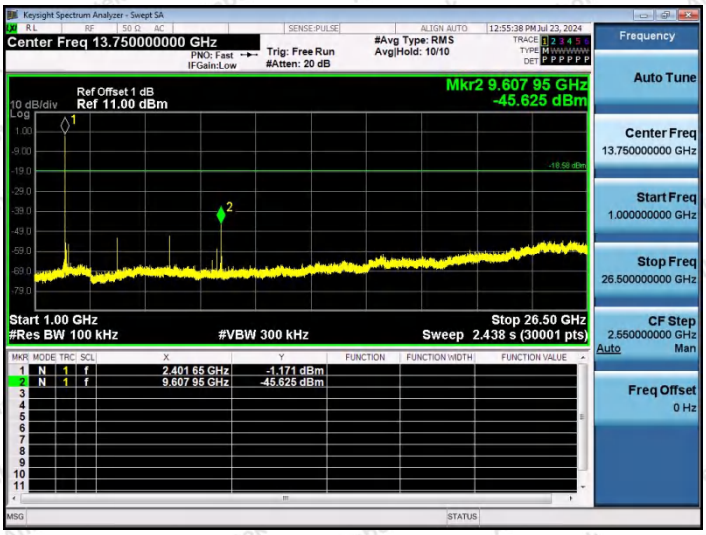

DH5-Ant1-2402-1000~26500-PASS

DH5-Ant1-2441-0~Reference-PASS

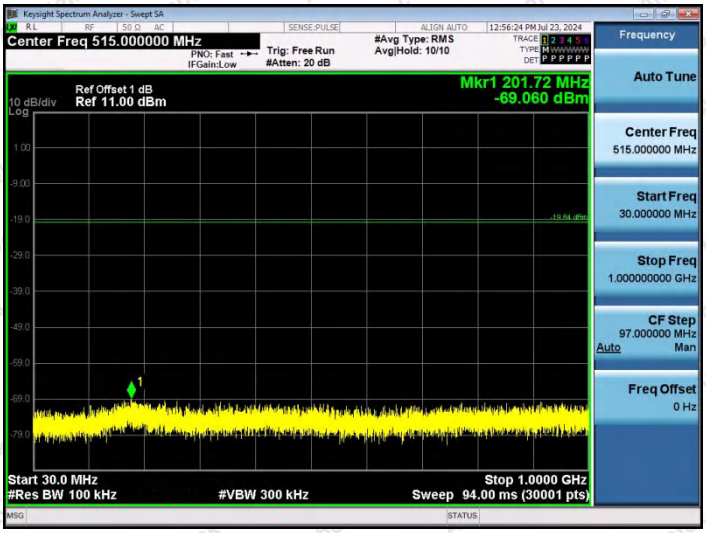

DH5-Ant1-2441-30~1000-PASS

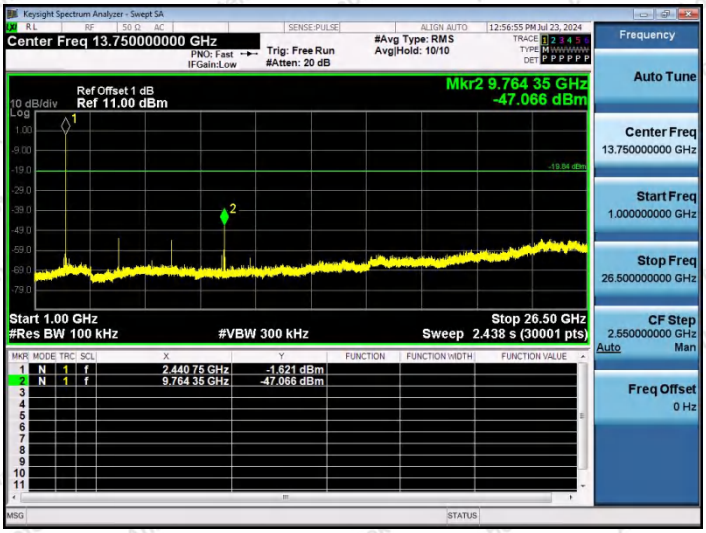

DH5-Ant1-2441-1000~26500-PASS

DH5-Ant1-2480-0~Reference-PASS

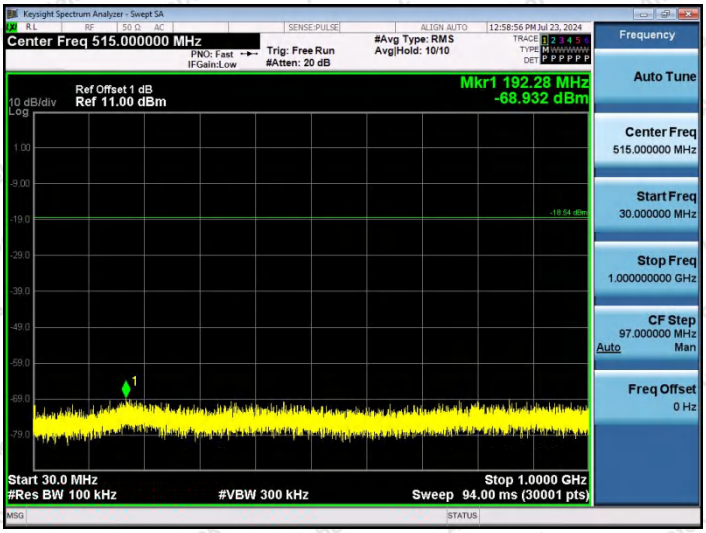

DH5-Ant1-2480-30~1000-PASS

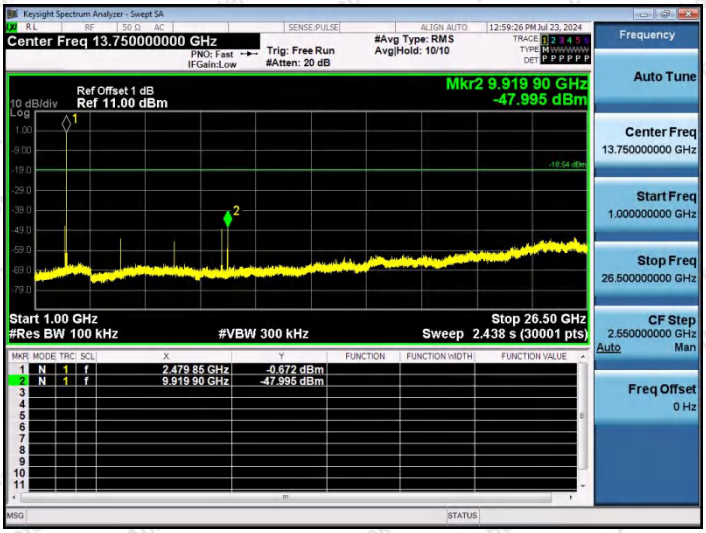

DH5-Ant1-2480-1000~26500-PASS

2DH5-Ant1-2402-0~Reference-PASS

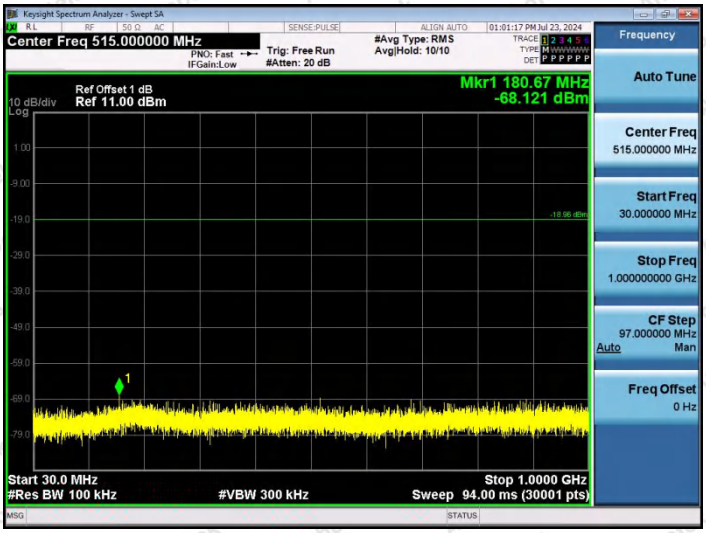

2DH5-Ant1-2402-30~1000-PASS

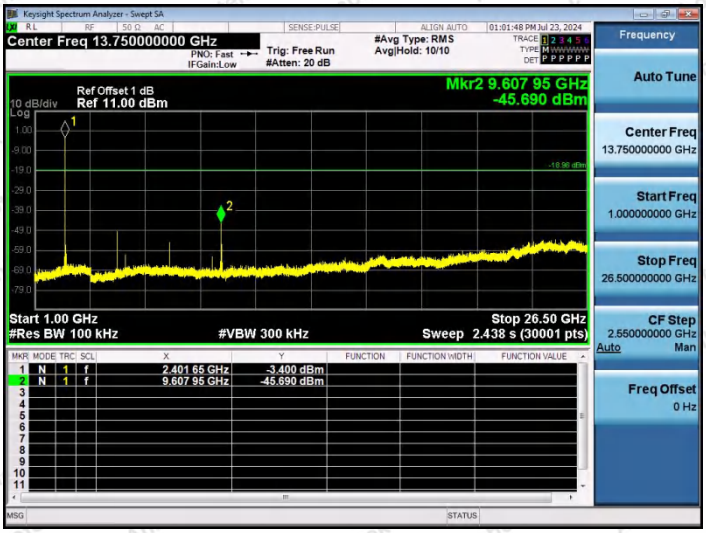

2DH5-Ant1-2402-1000~26500-PASS

2DH5-Ant1-2441-0~Reference-PASS

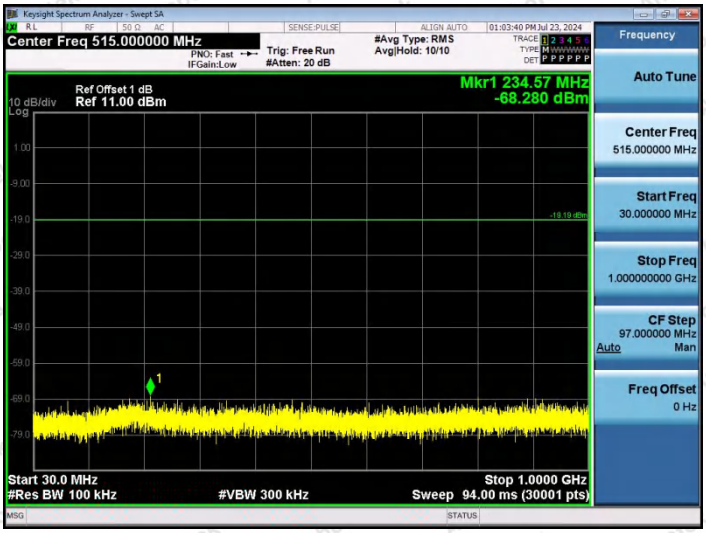

2DH5-Ant1-2441-30~1000-PASS

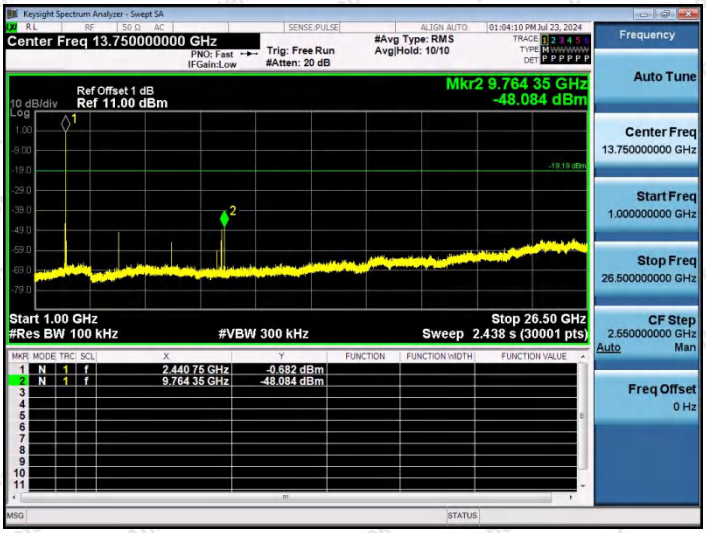

2DH5-Ant1-2441-1000~26500-PASS

2DH5-Ant1-2480-0~Reference-PASS

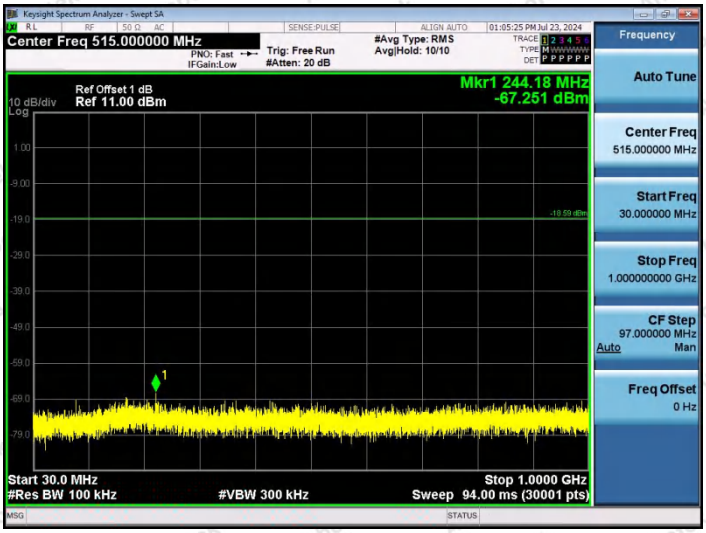

2DH5-Ant1-2480-30~1000-PASS

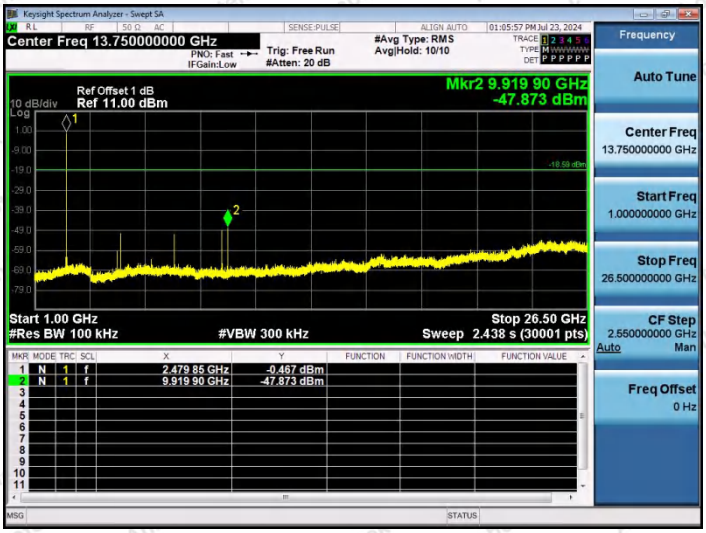

2DH5-Ant1-2480-1000~26500-PASS

3DH5-Ant1-2402-0~Reference-PASS

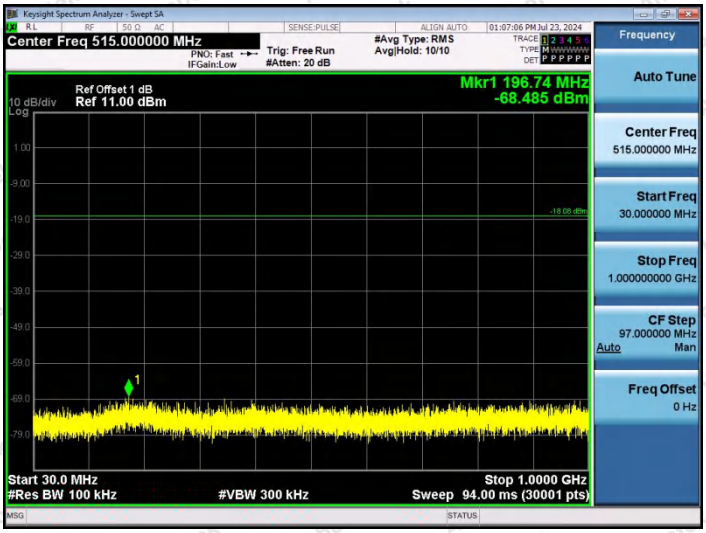

3DH5-Ant1-2402-30~1000-PASS

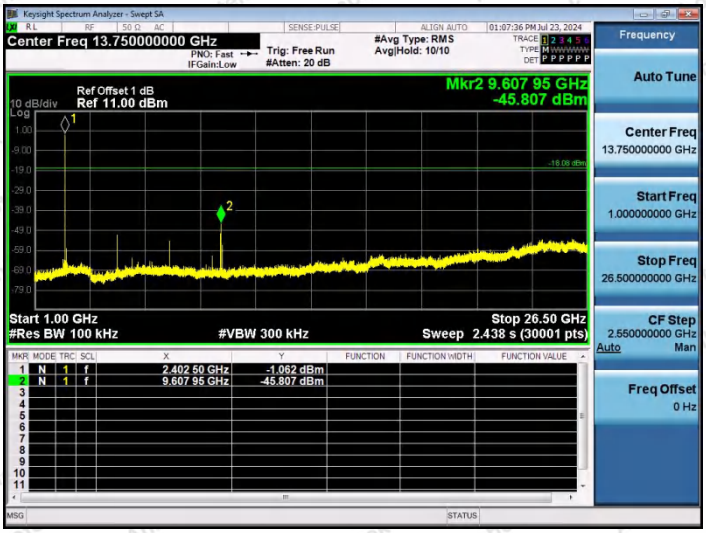

3DH5-Ant1-2402-1000~26500-PASS

3DH5-Ant1-2441-0~Reference-PASS

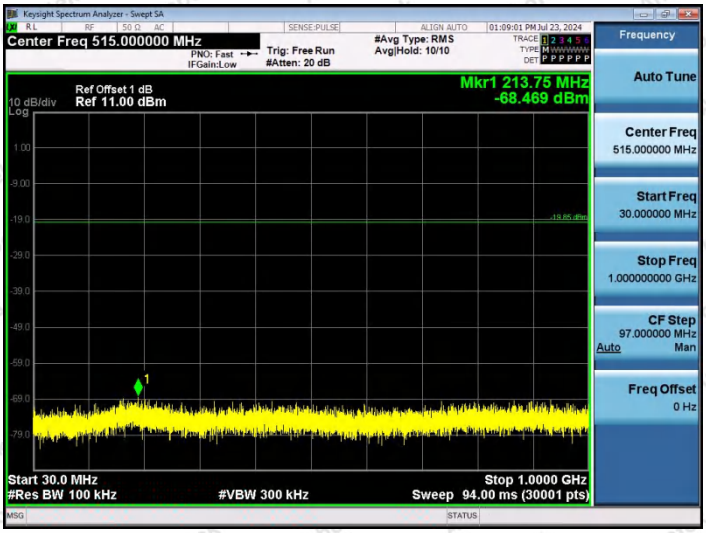

3DH5-Ant1-2441-30~1000-PASS

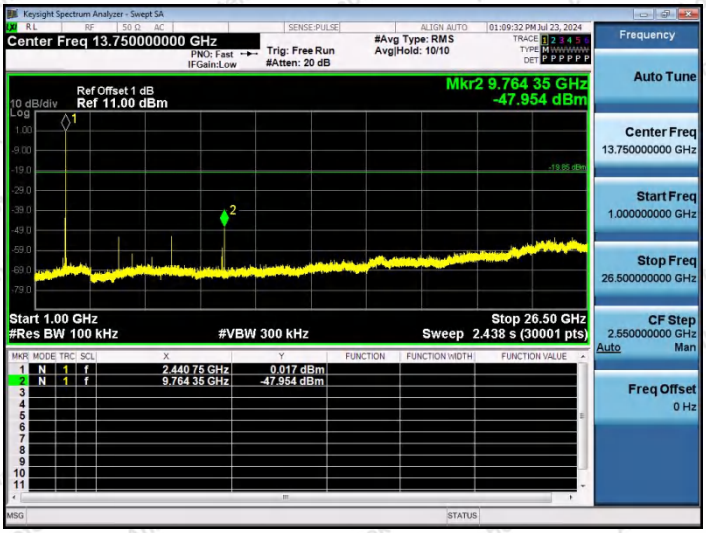

3DH5-Ant1-2441-1000~26500-PASS

3DH5-Ant1-2480-0~Reference-PASS

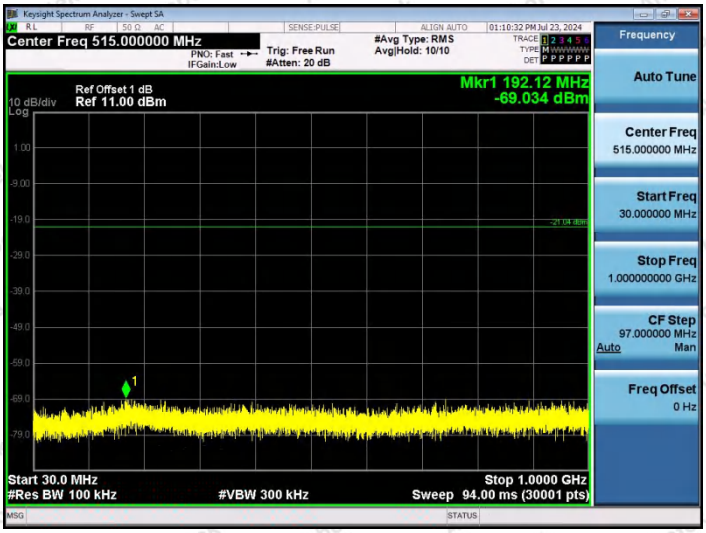

3DH5-Ant1-2480-30~1000-PASS

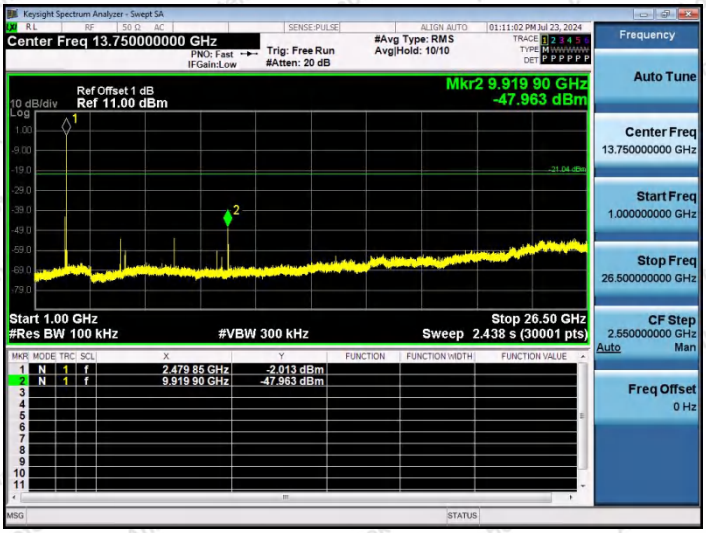

3DH5-Ant1-2480-1000~26500-PASS

Appendix I: Duty Cycle

Test Result

TestMode	Antenna	Frequency[MHz]	ON Time [ms]	Period [ms]	Duty Cycle [%]	Duty Cycle Factor[dB]
DH5	Ant1	2402	2.90	3.75	77.33	1.12
DH5	Ant1	2441	2.90	3.75	77.33	1.12
DH5	Ant1	2480	2.90	3.75	77.33	1.12
2DH5	Ant1	2402	2.91	3.75	77.60	1.10
2DH5	Ant1	2441	2.90	3.74	77.54	1.10
2DH5	Ant1	2480	2.90	3.75	77.33	1.12
3DH5	Ant1	2402	2.90	3.75	77.33	1.12
3DH5	Ant1	2441	2.91	3.75	77.60	1.10
3DH5	Ant1	2480	2.91	3.75	77.60	1.10

Test Graphs

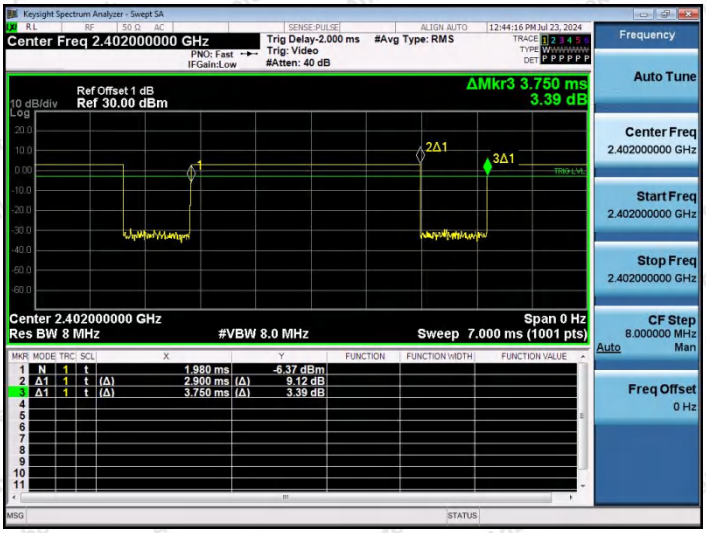

NTNV-DH5-Ant1-2402

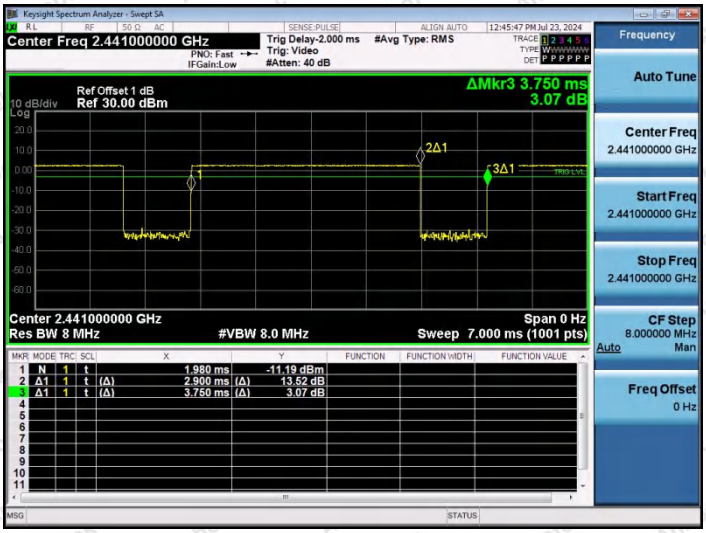

NTNV-DH5-Ant1-2441

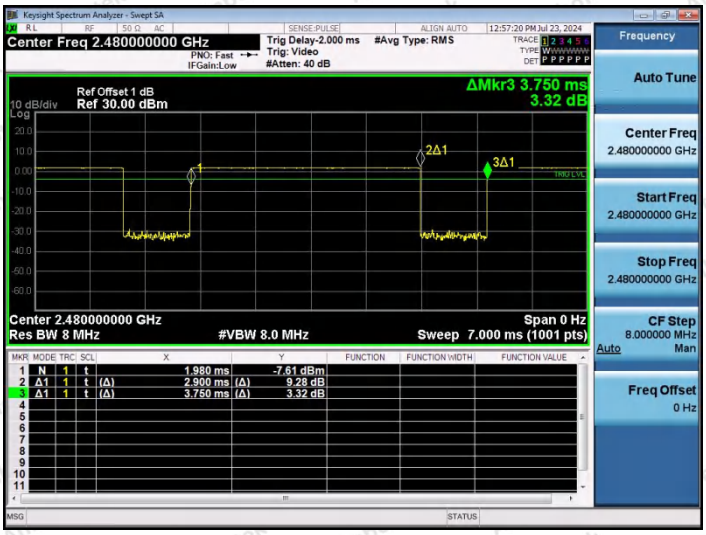

NTNV-DH5-Ant1-2480

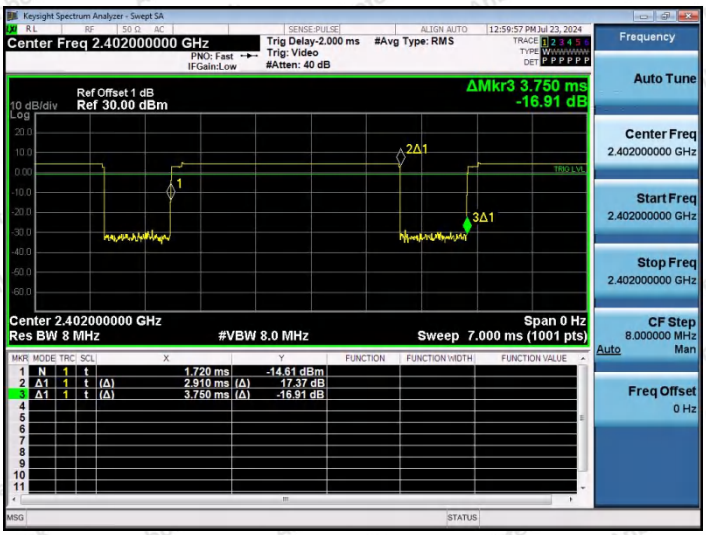

NTNV-2DH5-Ant1-2402

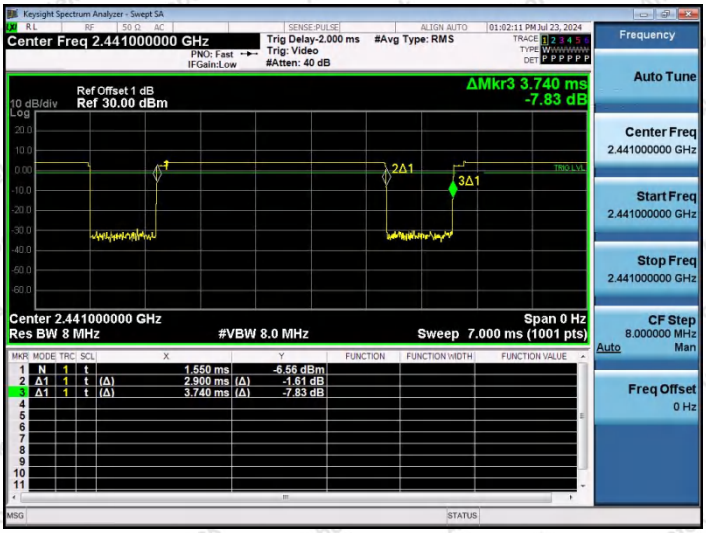

NTNV-2DH5-Ant1-2441

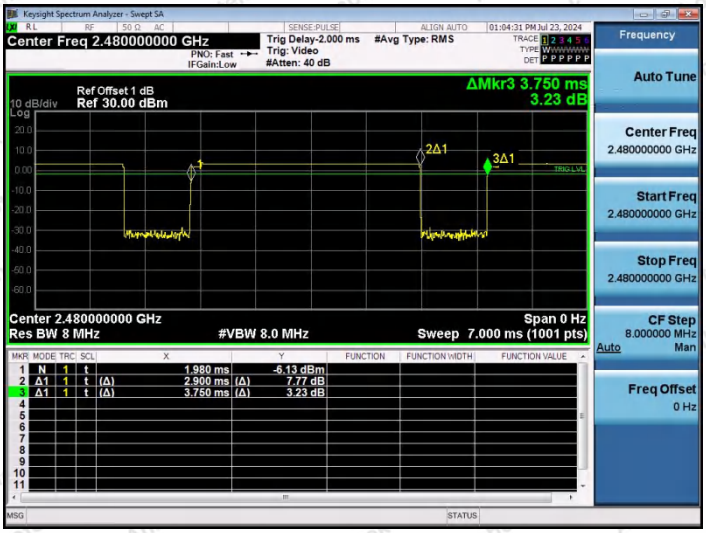

NTNV-2DH5-Ant1-2480

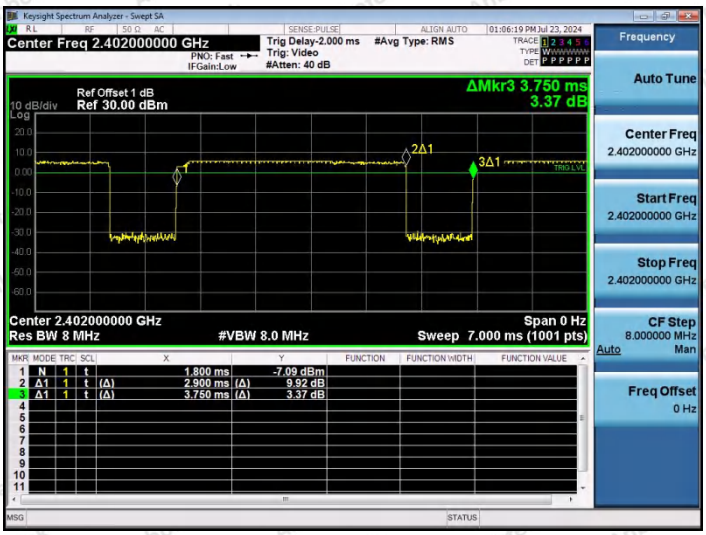

NTNV-3DH5-Ant1-2402

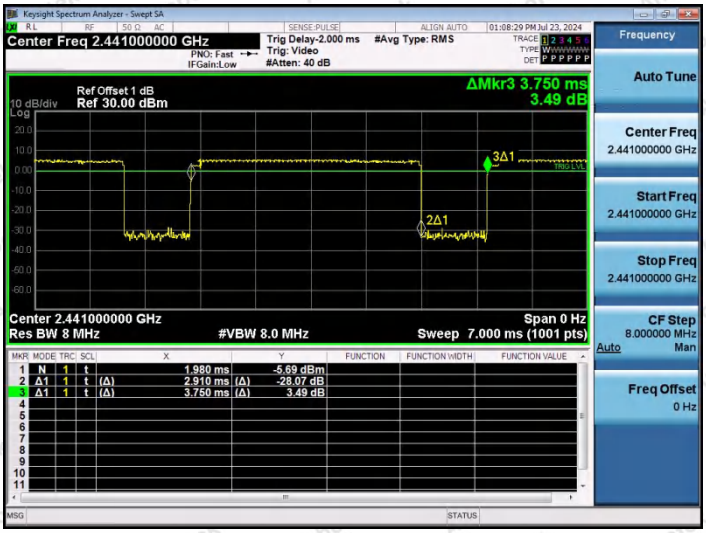

NTNV-3DH5-Ant1-2441

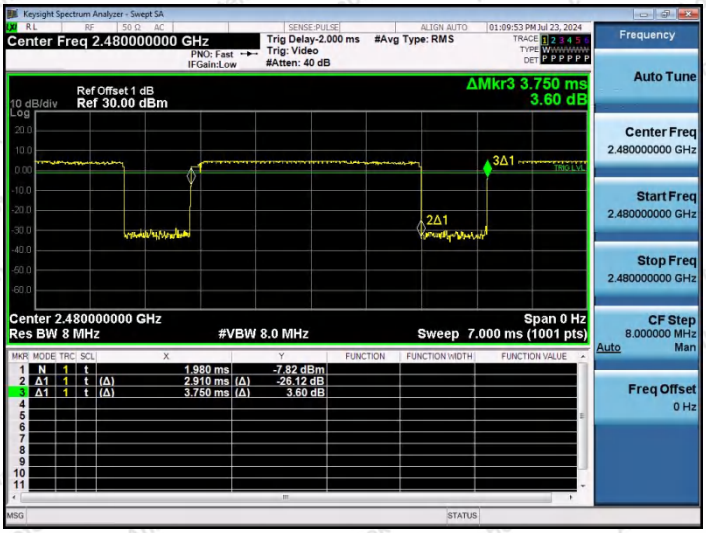

NTNV-3DH5-Ant1-2480

---End---