Appendix Test Data_Module1

Report No.:	1812C50024812502	Test Sample No.:	1-2-2
Start Test Date:	2025.1.17	Finish Test Date:	2025.1.22
Test Engineer:	Huisen Guan	Auditor:	Justin Feng
Temperature:	24.3℃	Relative Humidity:	46%
Pressure:	101kPa		

Appendix A1: 26dB Bandwidth

Test Result

Test Mode	Antenna	Frequency [MHz]	26db EBW [MHz]	FL[MHz]	FH[MHz]	Limit[MHz]	Verdict
11A	Ant1	5180	20.40	5170.40	5190.80	---	---
11A	Ant1	5200	20.80	5189.88	5210.68	---	---
11A	Ant1	5240	31.36	5225.64	5257.00	---	---
11A	Ant1	5745	24.28	5733.00	5757.28	---	---
11A	Ant1	5785	24.64	5773.96	5798.60	---	---
11A	Ant1	5825	21.32	5814.32	5835.64	---	---
11N20SISO	Ant1	5180	20.64	5169.76	5190.40	---	---
11N20SISO	Ant1	5200	20.96	5189.48	5210.44	---	---
11N20SISO	Ant1	5240	35.04	5224.04	5259.08	---	---
11N20SISO	Ant1	5745	27.00	5732.04	5759.04	---	---
11N20SISO	Ant1	5785	26.28	5772.36	5798.64	---	---
11N20SISO	Ant1	5825	21.48	5814.60	5836.08	---	---
11N40SISO	Ant1	5190	50.16	5169.12	5219.28	---	---
11N40SISO	Ant1	5230	65.28	5203.84	5269.12	---	---
11N40SISO	Ant1	5755	47.68	5730.36	5778.04	---	---
11N40SISO	Ant1	5795	48.24	5768.28	5816.52	---	---
11AC20SISO	Ant1	5180	20.36	5169.80	5190.16	---	---
11AC20SISO	Ant1	5200	20.60	5189.64	5210.24	---	---
11AC20SISO	Ant1	5240	27.76	5228.60	5256.36	---	---
11AC20SISO	Ant1	5745	22.28	5733.56	5755.84	---	---
11AC20SISO	Ant1	5785	21.92	5773.76	5795.68	---	---
11AC20SISO	Ant1	5825	21.24	5814.32	5835.56	---	---
11AC40SISO	Ant1	5190	41.52	5169.04	5210.56	---	---
11AC40SISO	Ant1	5230	63.28	5206.72	5270.00	---	---

11AC40SISO	Ant1	5755	52.56	5726.28	5778.84	---	---
11AC40SISO	Ant1	5795	40.80	5774.76	5815.56	---	---
11AC80SISO	Ant1	5210	96.00	5170.00	5266.00	---	---
11AC80SISO	Ant1	5775	104.16	5722.04	5826.20	---	---

Test Graphs

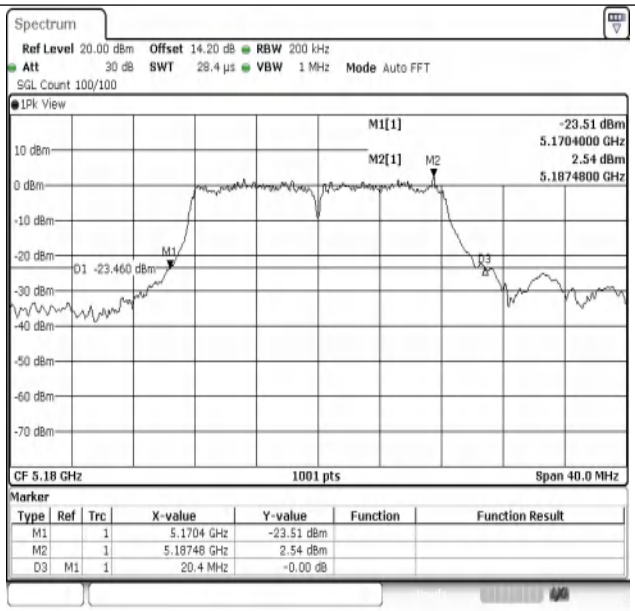

11A-Ant1-5180

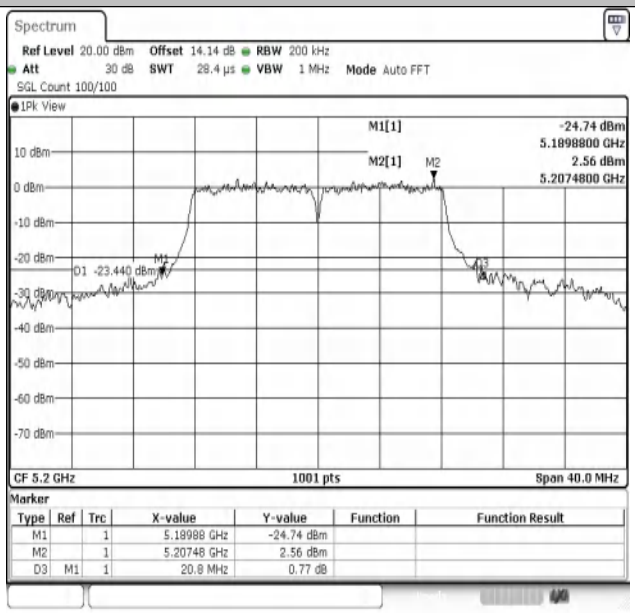

11A-Ant1-5200

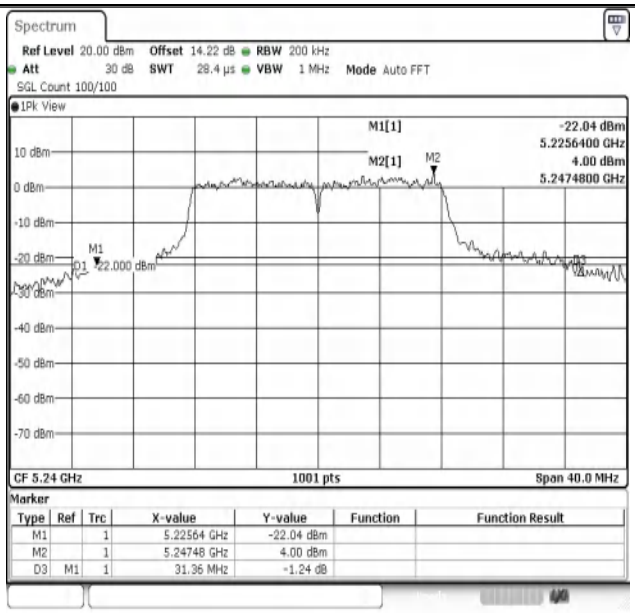

11A-Ant1-5240

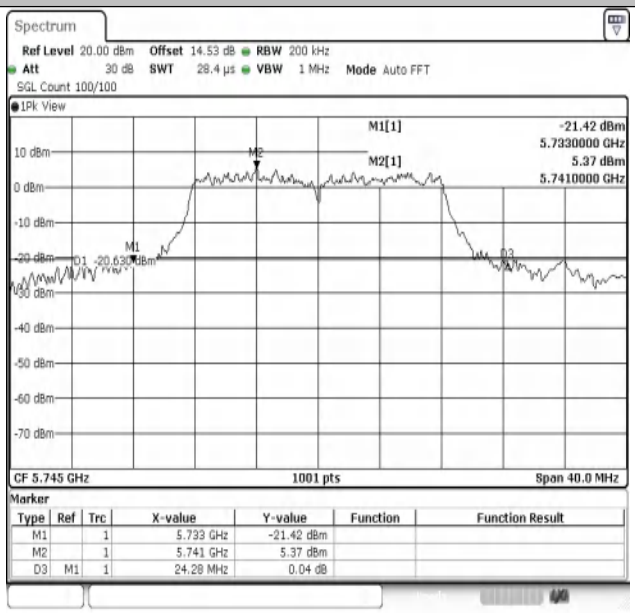

11A-Ant1-5745

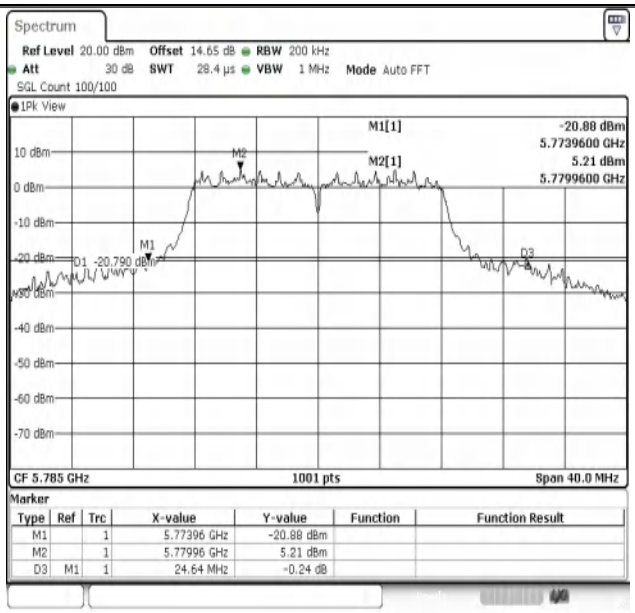

11A-Ant1-5785

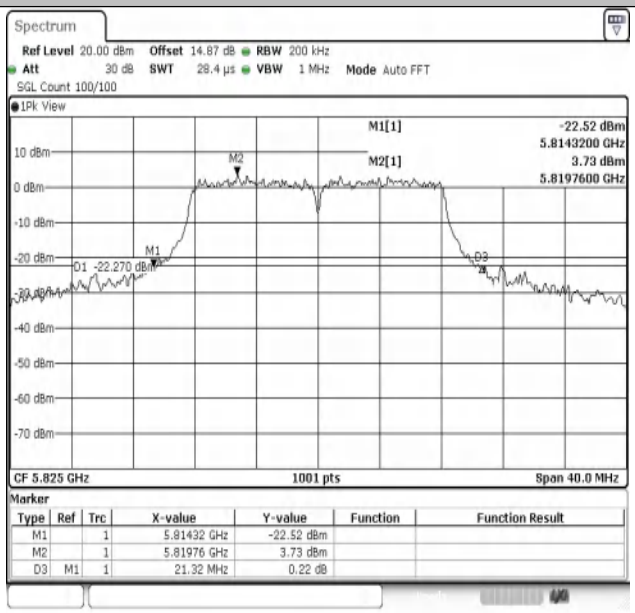

11A-Ant1-5825

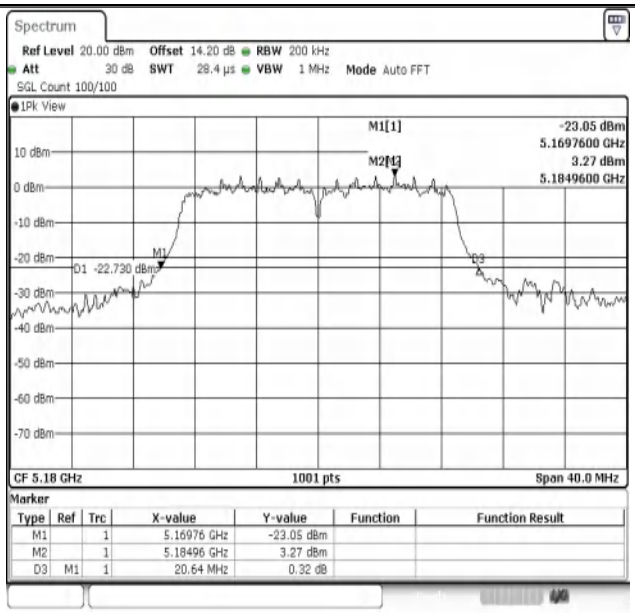

11N20SISO-Ant1-5180

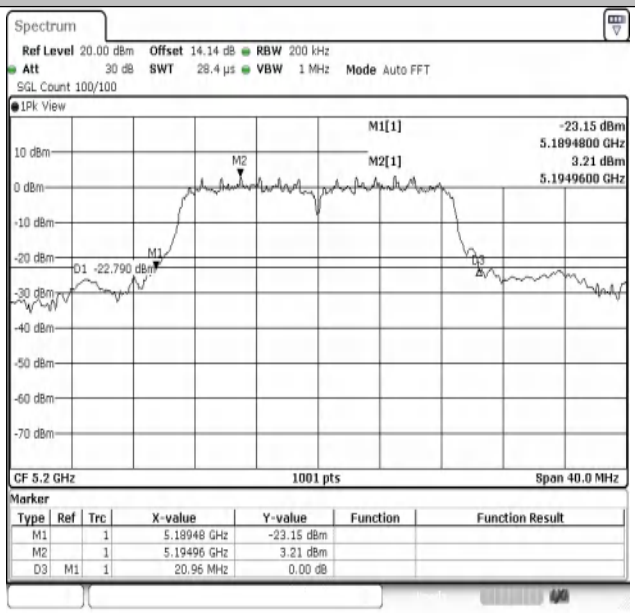

11N20SISO-Ant1-5200

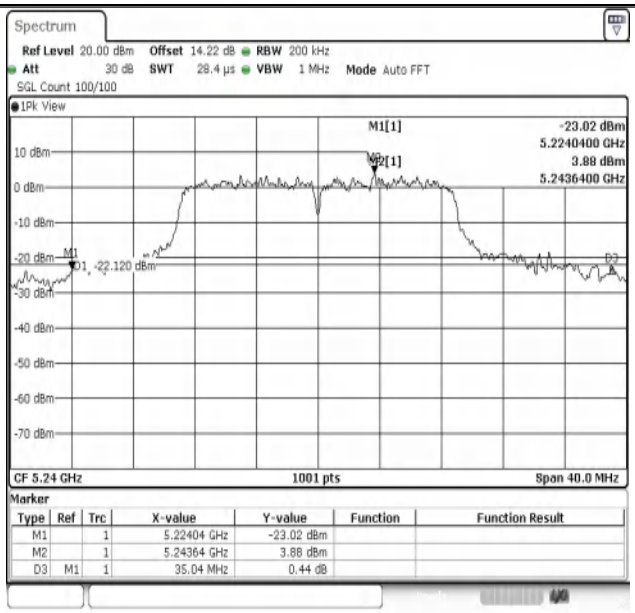

11N20SISO-Ant1-5240

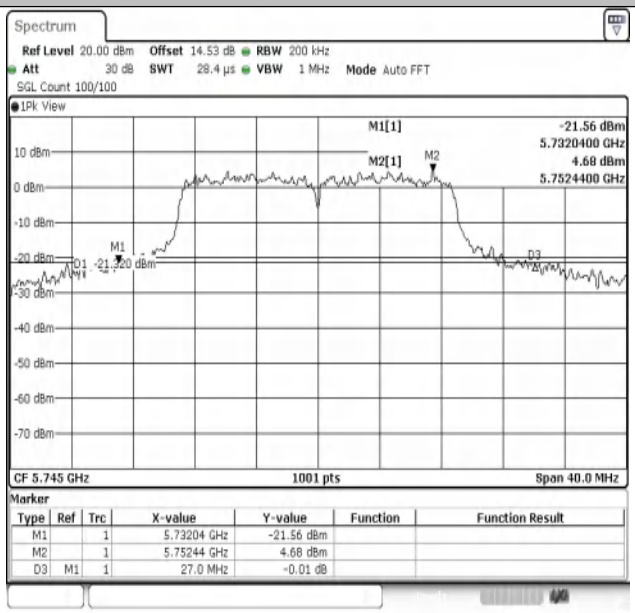

11N20SISO-Ant1-5745

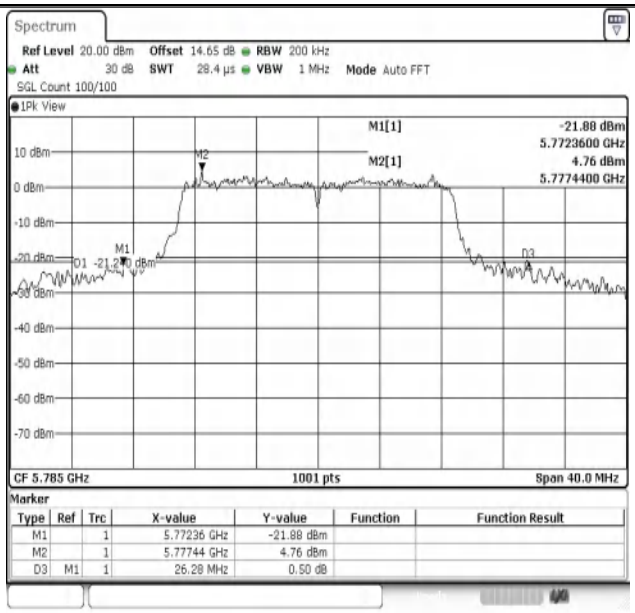

11N20SISO-Ant1-5785

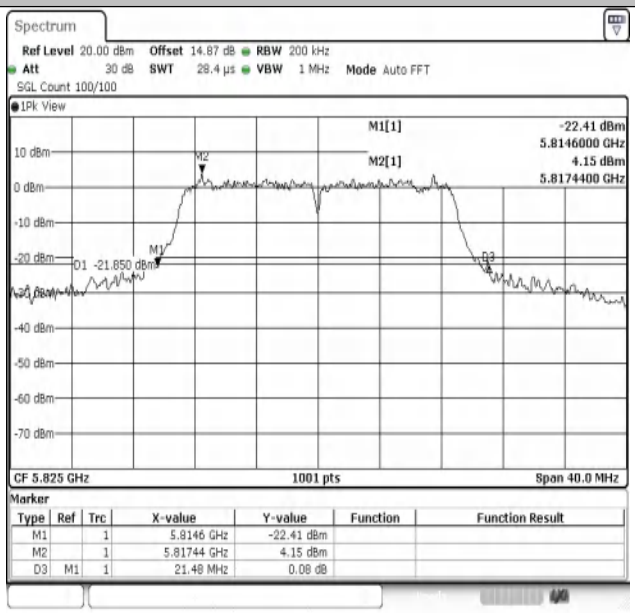

11N20SISO-Ant1-5825

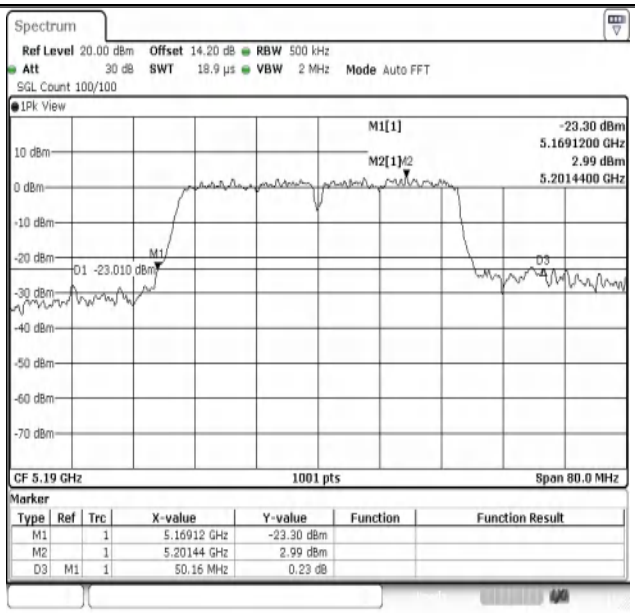

11N40SISO-Ant1-5190

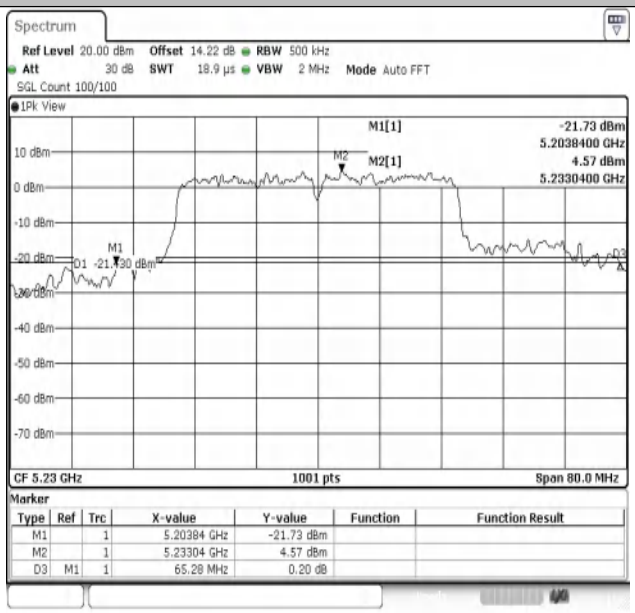

11N40SISO-Ant1-5230

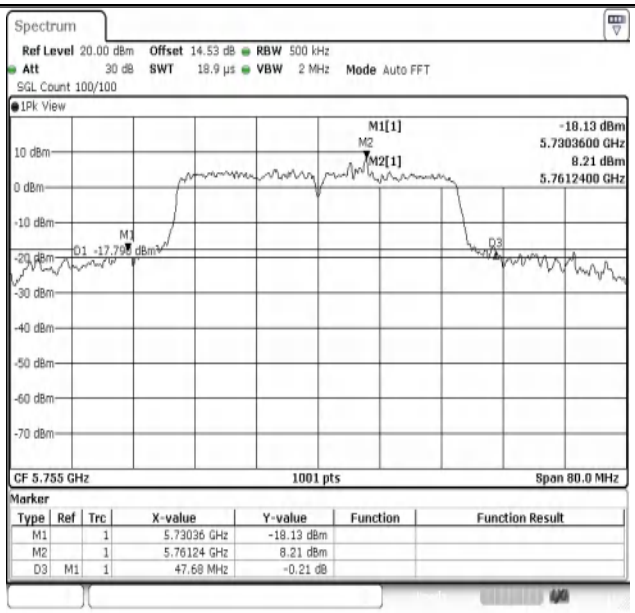

11N40SISO-Ant1-5755

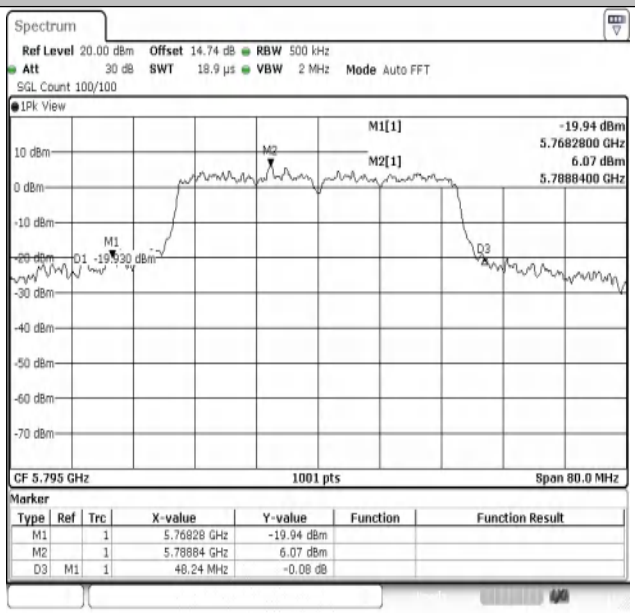

11N40SISO-Ant1-5795

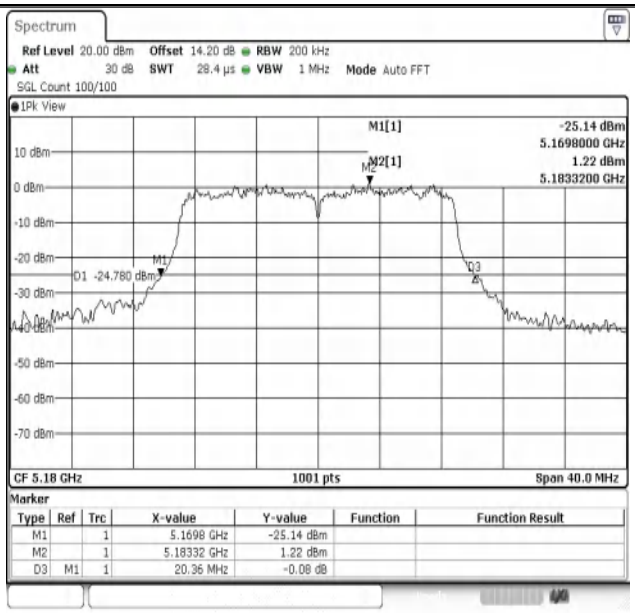

11AC20SISO-Ant1-5180

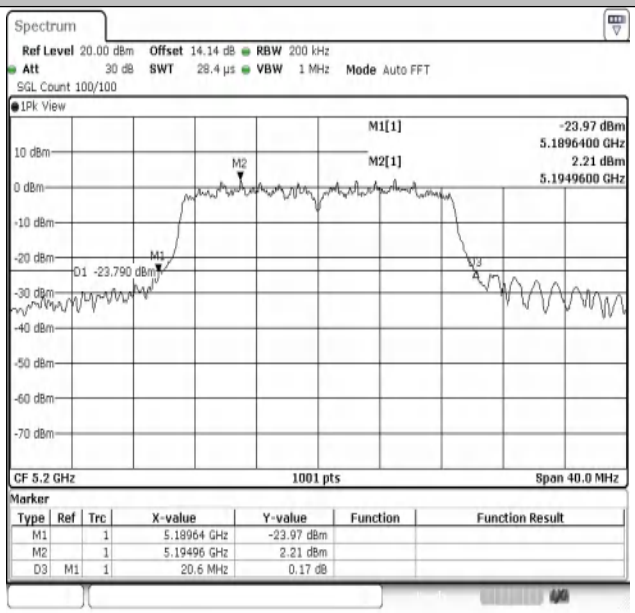

11AC20SISO-Ant1-5200

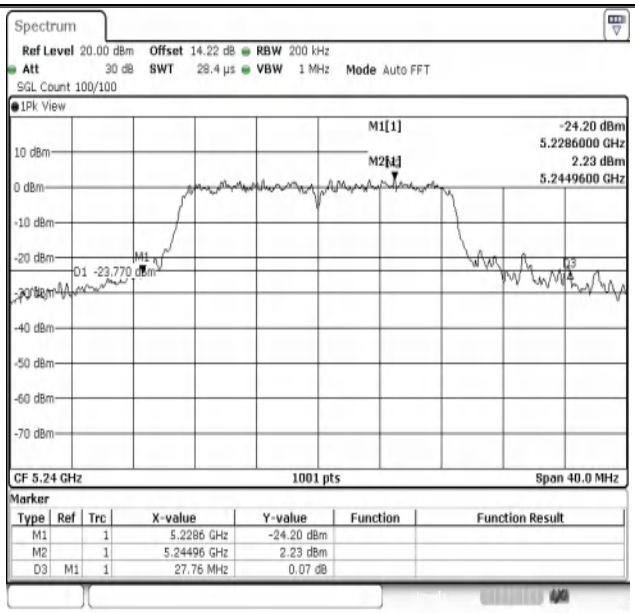

11AC20SISO-Ant1-5240

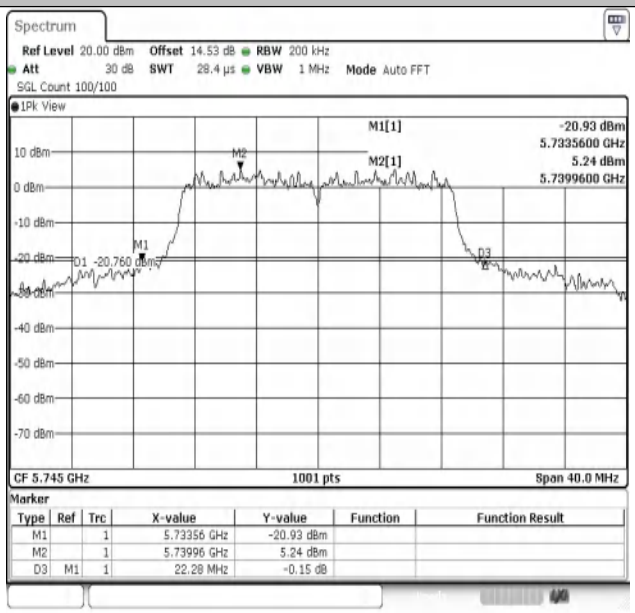

11AC20SISO-Ant1-5745

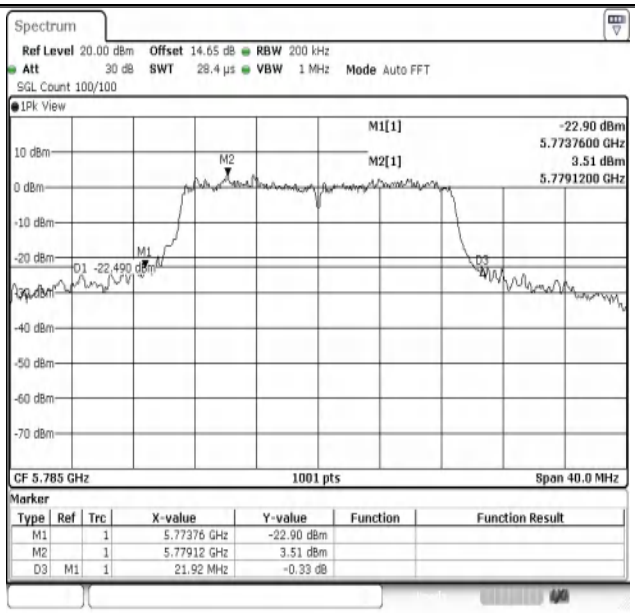

11AC20SISO-Ant1-5785

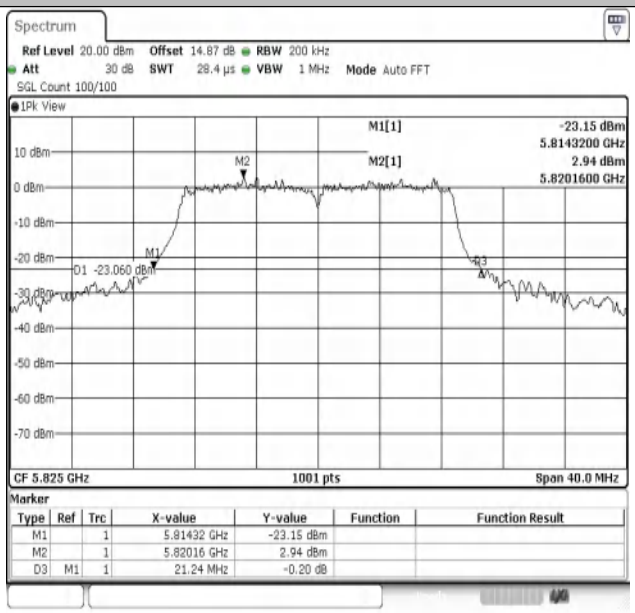

11AC20SISO-Ant1-5825

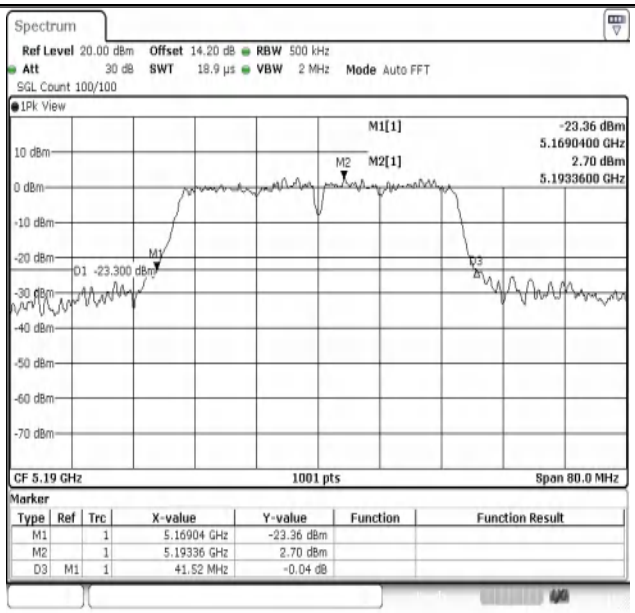

11AC40SISO-Ant1-5190

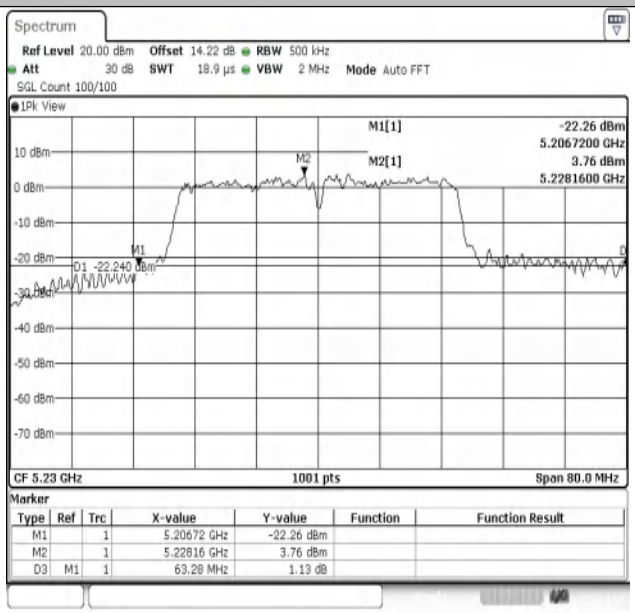

11AC40SISO-Ant1-5230

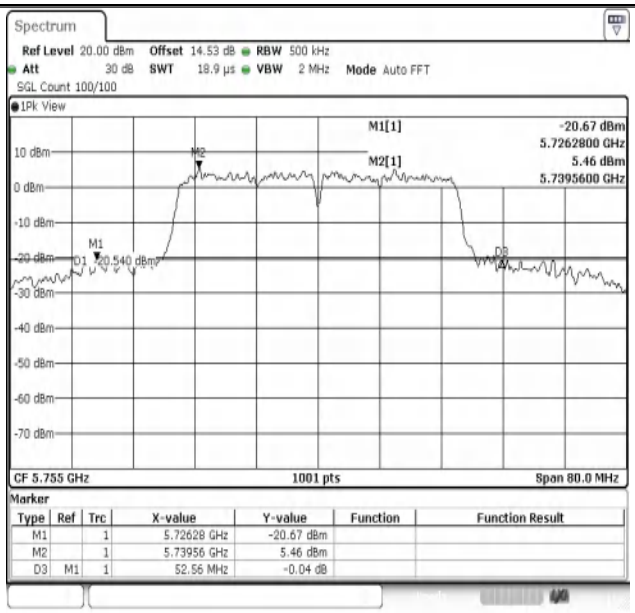

11AC40SISO-Ant1-5755

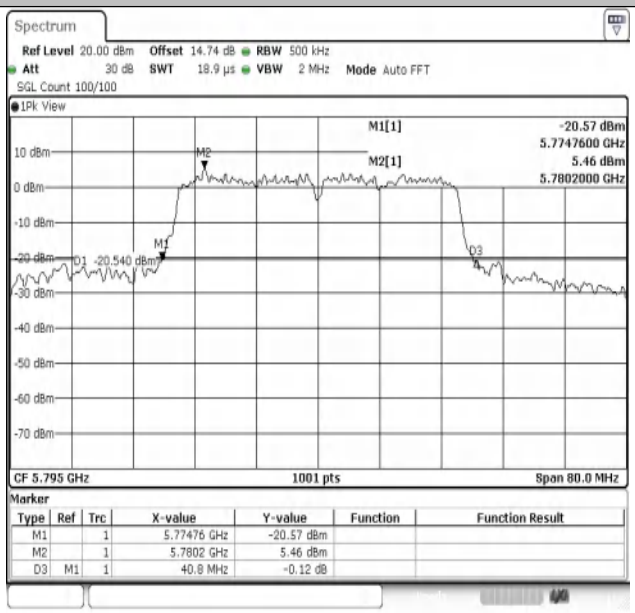

11AC40SISO-Ant1-5795

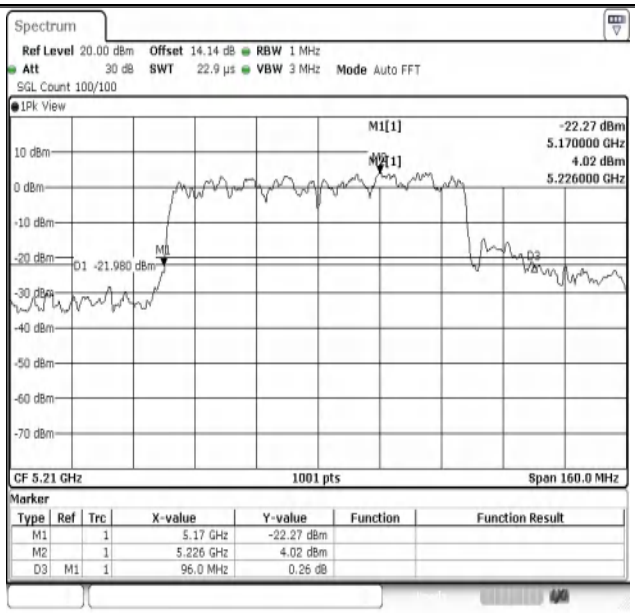

11AC80SISO-Ant1-5210

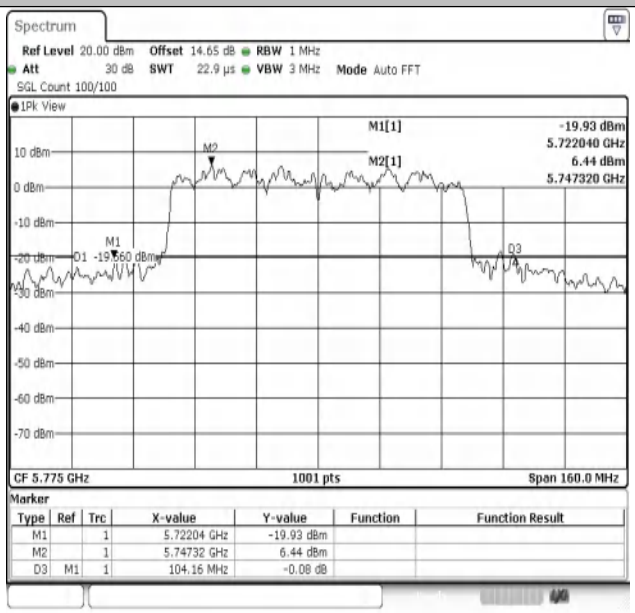

11AC80SISO-Ant1-5775

Appendix A2: 99% Occupied Bandwidth

Test Result

Test Mode	Antenna	Frequency [MHz]	OCB [MHz]	FL[MHz]	FH[MHz]	Limit[MHz]	Verdict
11A	Ant1	5180	17.582	5171.3287	5188.9111	---	---
11A	Ant1	5200	17.423	5191.4086	5208.8312	---	---
11A	Ant1	5240	20.819	5230.6094	5251.4286	---	---
11A	Ant1	5745	17.782	5735.8891	5753.6713	---	---
11A	Ant1	5785	17.622	5776.1289	5793.7512	---	---
11A	Ant1	5825	17.383	5816.0490	5833.4316	---	---
11N20SISO	Ant1	5180	18.342	5170.8092	5189.1508	---	---
11N20SISO	Ant1	5200	18.422	5190.8891	5209.3107	---	---
11N20SISO	Ant1	5240	19.58	5230.2897	5249.8701	---	---
11N20SISO	Ant1	5745	18.661	5735.7293	5754.3906	---	---
11N20SISO	Ant1	5785	18.581	5775.6893	5794.2707	---	---
11N20SISO	Ant1	5825	18.382	5815.7692	5834.1508	---	---
11N40SISO	Ant1	5190	36.683	5171.8581	5208.5415	---	---
11N40SISO	Ant1	5230	41.239	5211.5385	5252.7772	---	---
11N40SISO	Ant1	5755	36.923	5736.4585	5773.3816	---	---
11N40SISO	Ant1	5795	36.603	5776.6184	5813.2218	---	---
11AC20SISO	Ant1	5180	17.982	5171.0090	5188.9910	---	---
11AC20SISO	Ant1	5200	18.541	5190.8092	5209.3506	---	---
11AC20SISO	Ant1	5240	18.501	5230.8092	5249.3107	---	---
11AC20SISO	Ant1	5745	18.302	5735.8492	5754.1508	---	---
11AC20SISO	Ant1	5785	18.222	5775.8492	5794.0709	---	---
11AC20SISO	Ant1	5825	18.182	5815.8891	5834.0709	---	---
11AC40SISO	Ant1	5190	36.523	5171.8581	5208.3816	---	---
11AC40SISO	Ant1	5230	37.802	5211.4585	5249.2607	---	---
11AC40SISO	Ant1	5755	36.763	5736.6184	5773.3816	---	---
11AC40SISO	Ant1	5795	36.843	5776.3786	5813.2218	---	---
11AC80SISO	Ant1	5210	79.6	5168.6014	5248.2018	---	---
11AC80SISO	Ant1	5775	76.084	5736.9580	5813.0420	---	---

Test Graphs

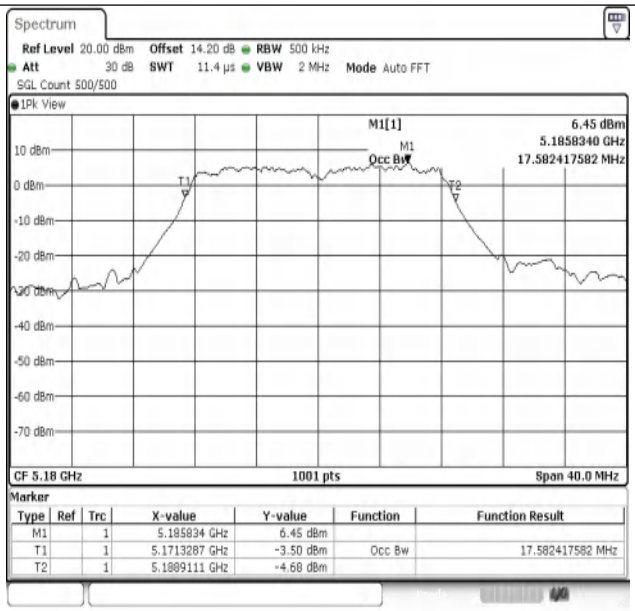

11A-Ant1-5180

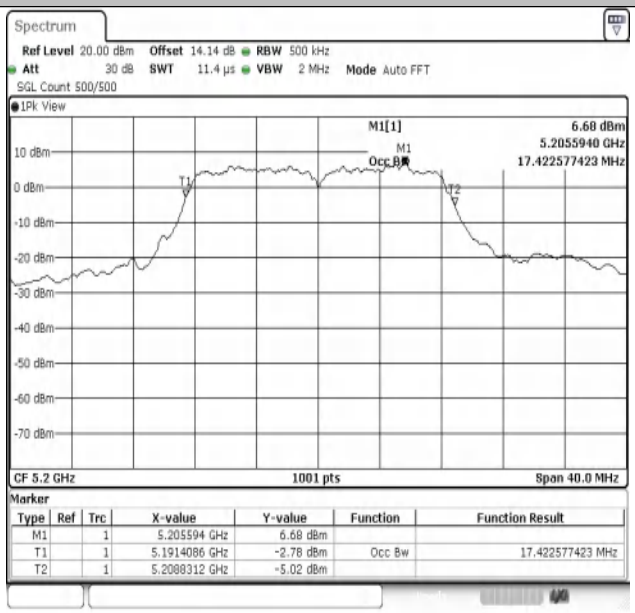

11A-Ant1-5200

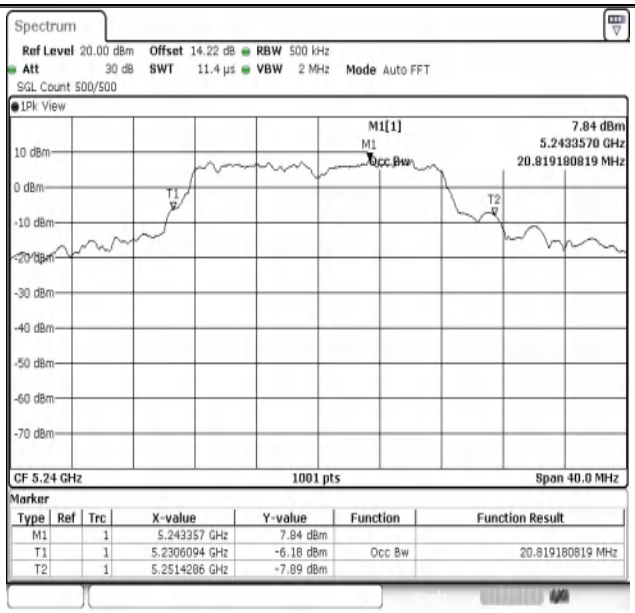

11A-Ant1-5240

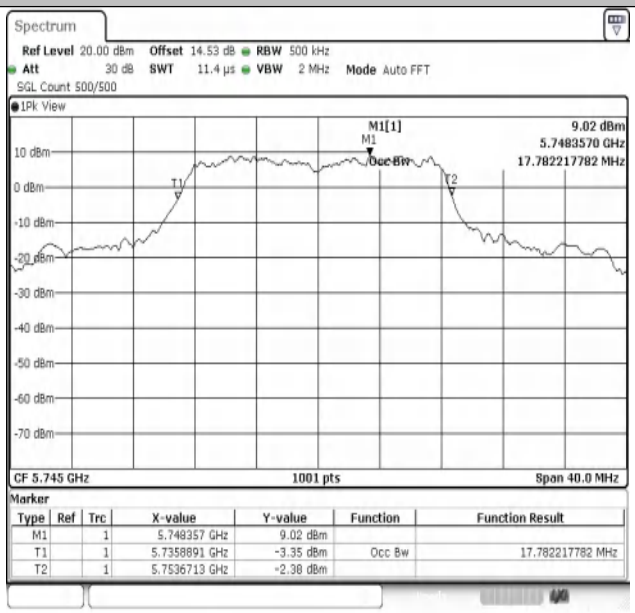

11A-Ant1-5745

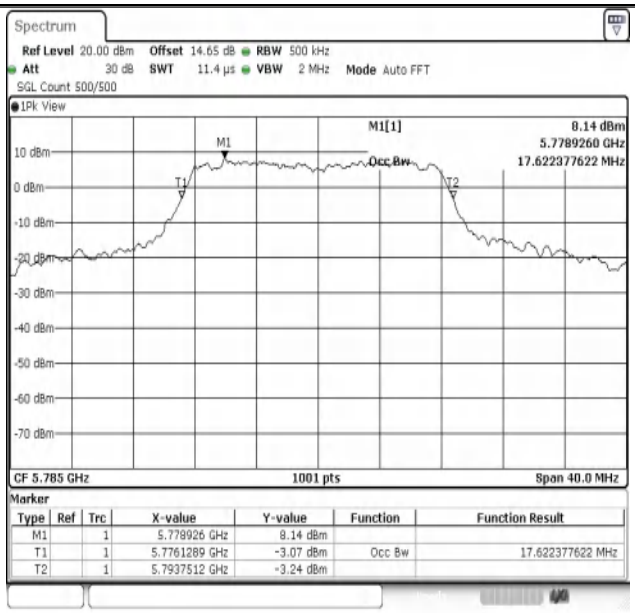

11A-Ant1-5785

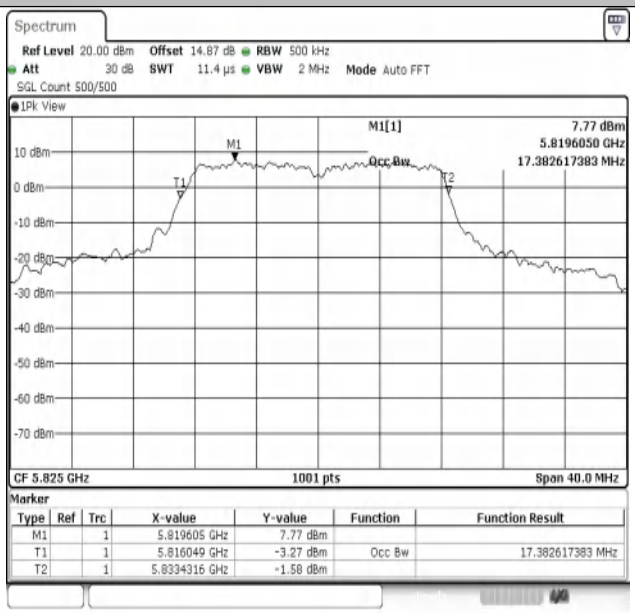

11A-Ant1-5825

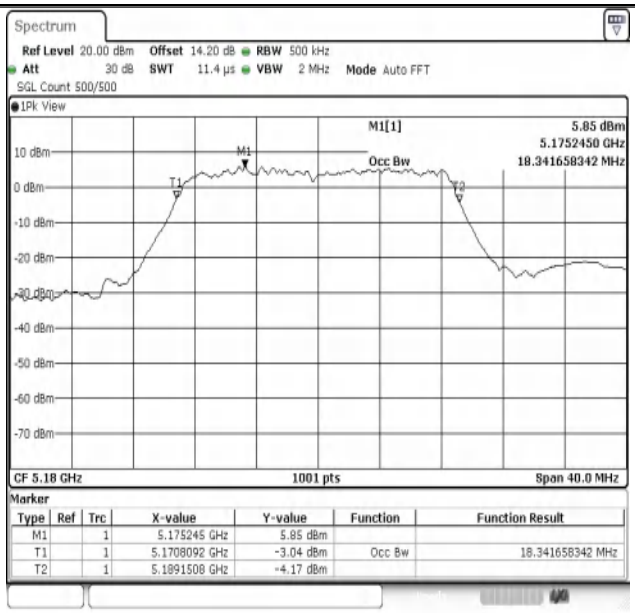

11N20SISO-Ant1-5180

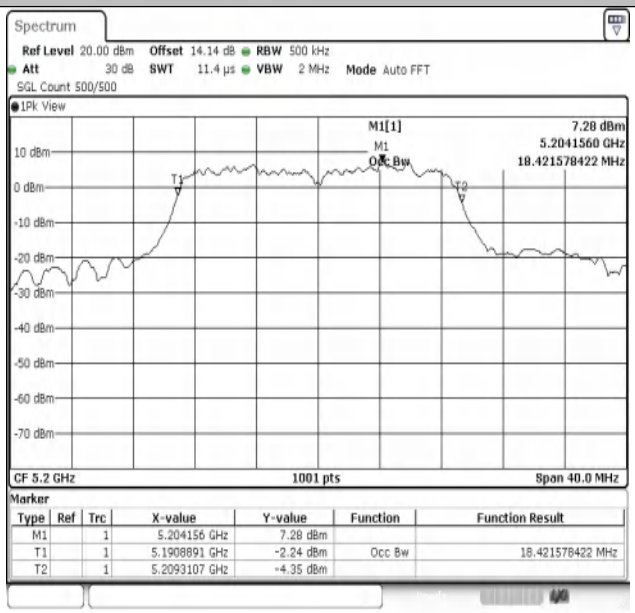

11N20SISO-Ant1-5200

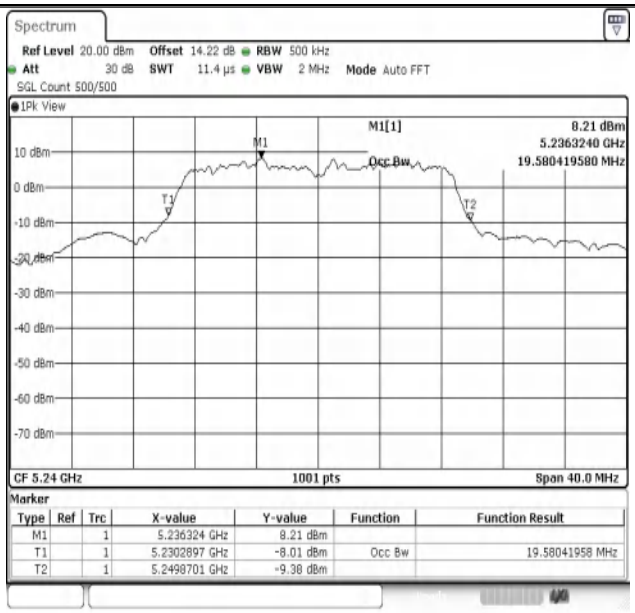

11N20SISO-Ant1-5240

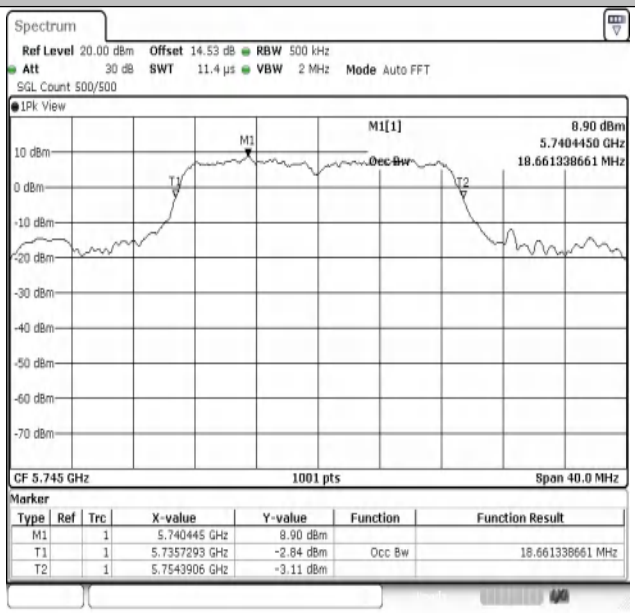

11N20SISO-Ant1-5745

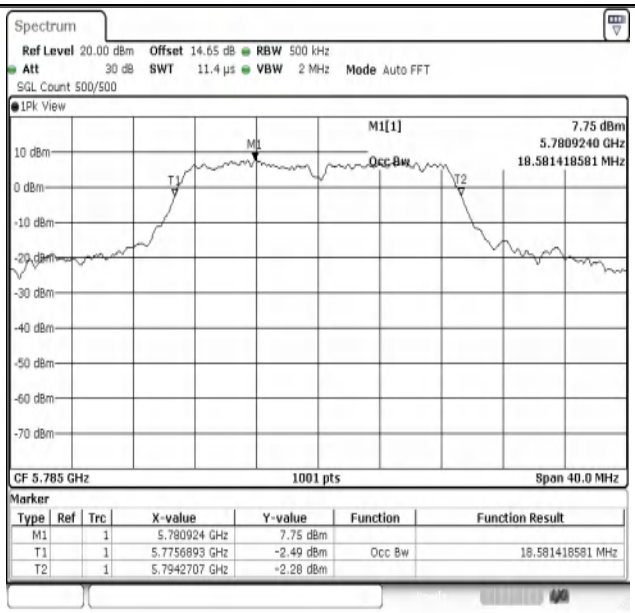

11N20SISO-Ant1-5785

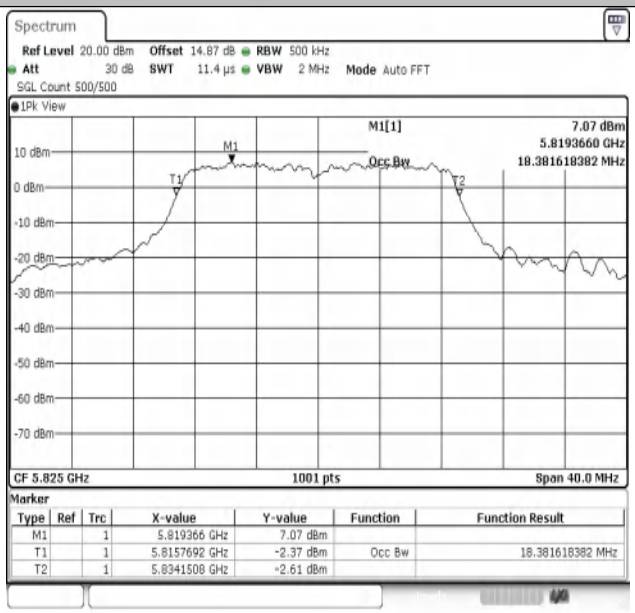

11N20SISO-Ant1-5825

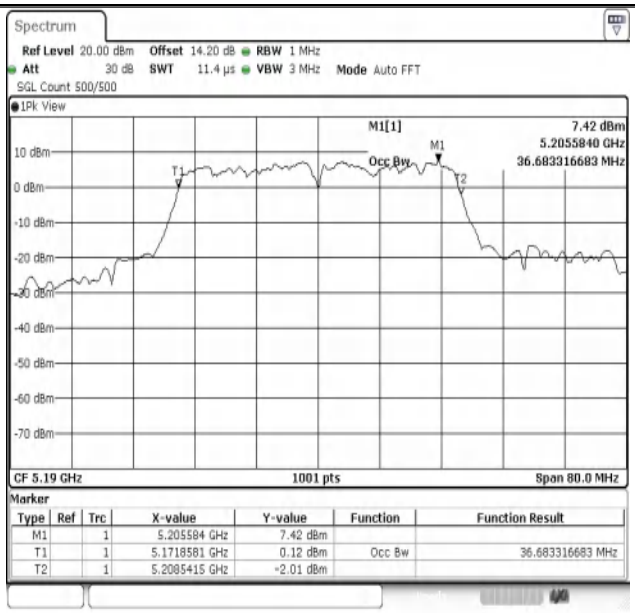

11N40SISO-Ant1-5190

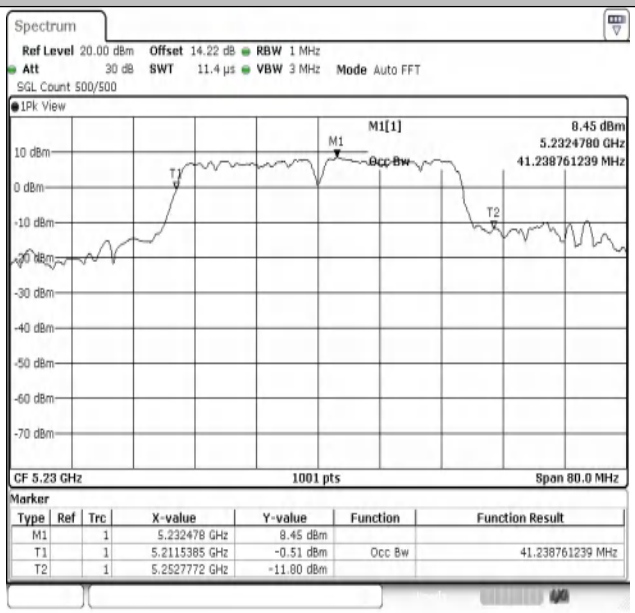

11N40SISO-Ant1-5230

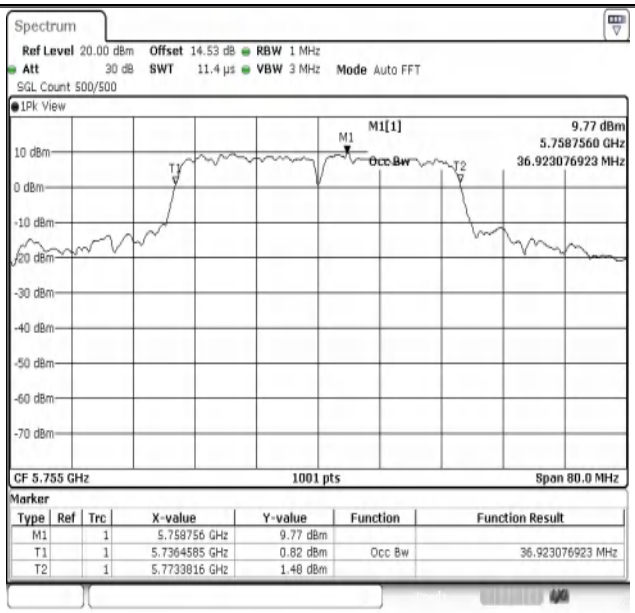

11N40SISO-Ant1-5755

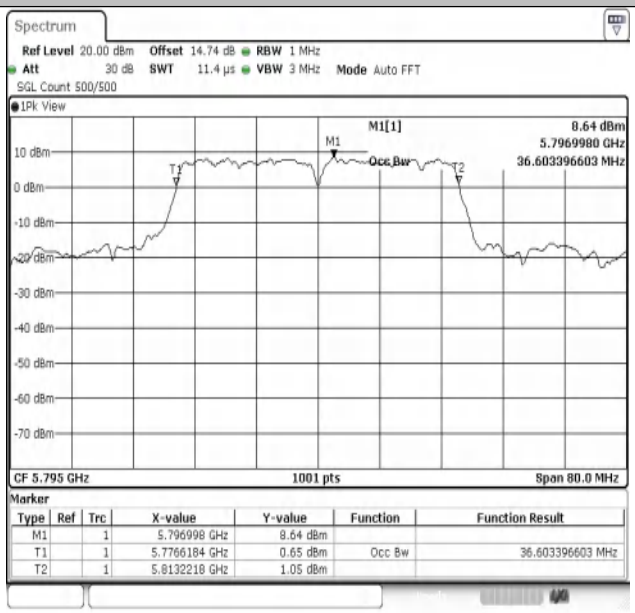

11N40SISO-Ant1-5795

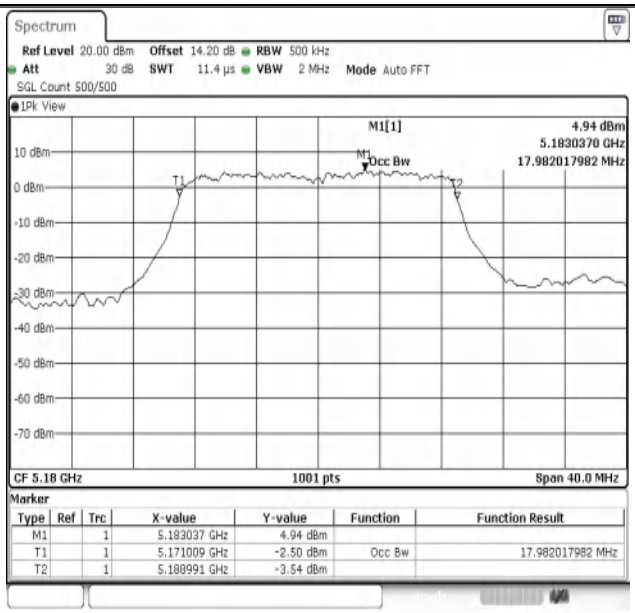

11AC20SISO-Ant1-5180

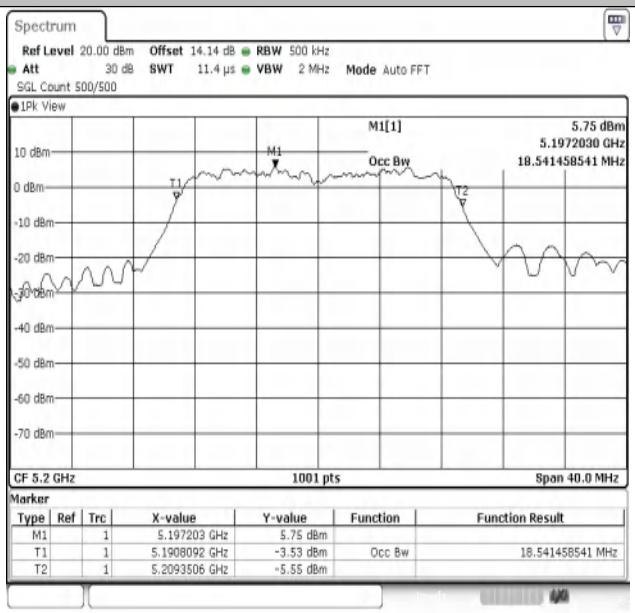

11AC20SISO-Ant1-5200

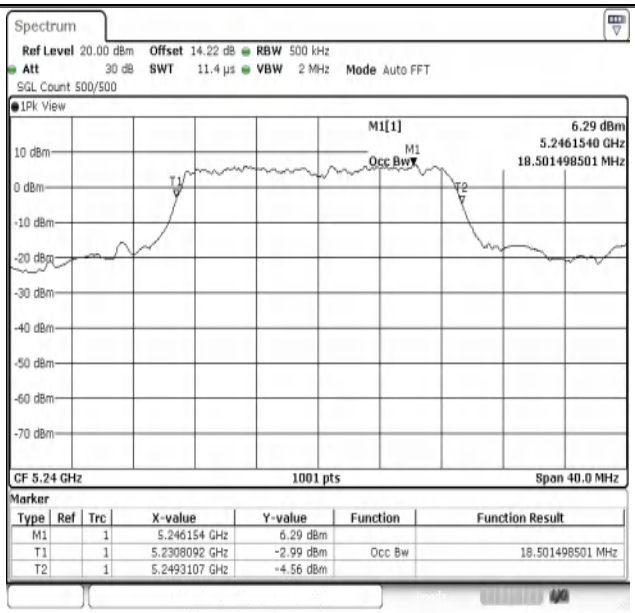

11AC20SISO-Ant1-5240

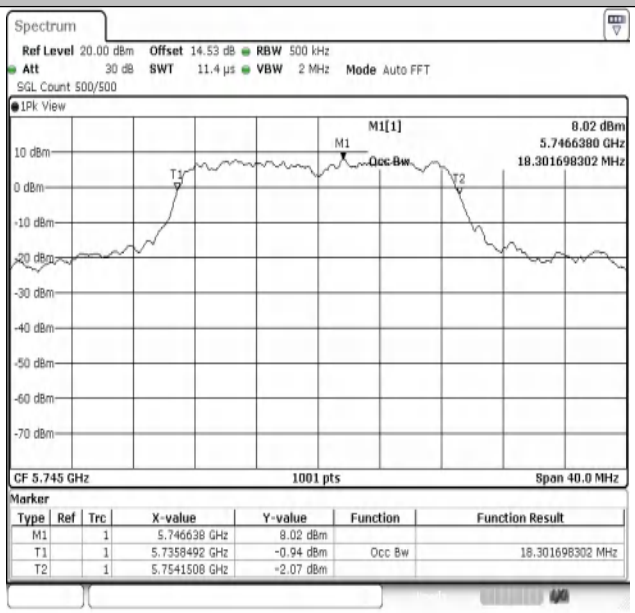

11AC20SISO-Ant1-5745

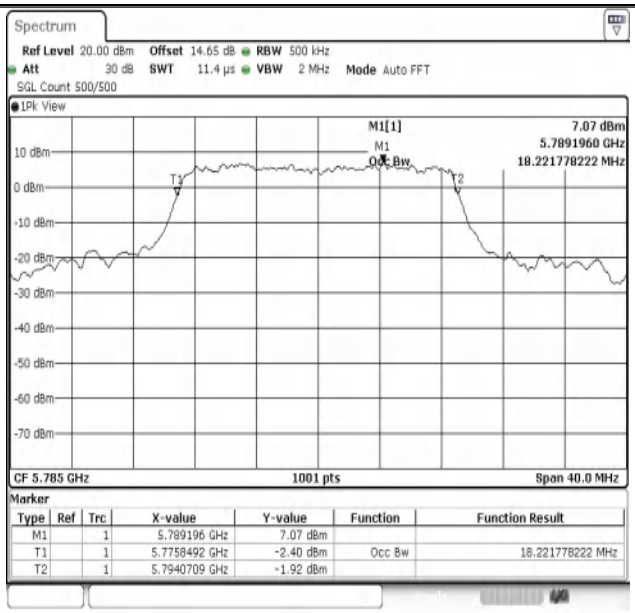

11AC20SISO-Ant1-5785

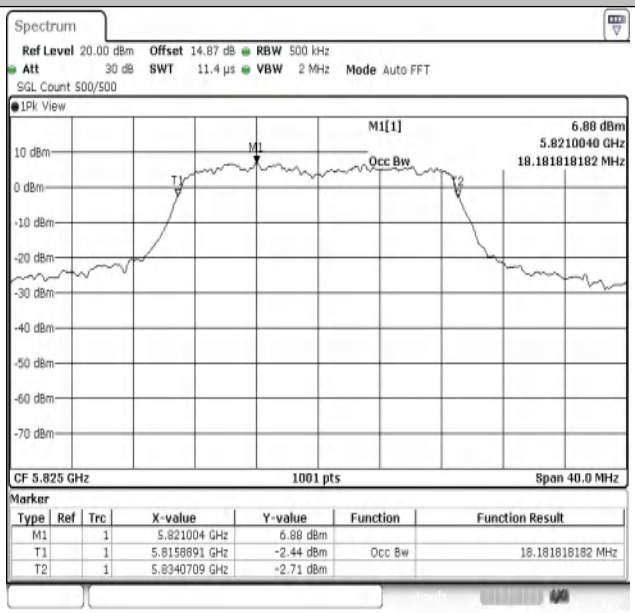

11AC20SISO-Ant1-5825

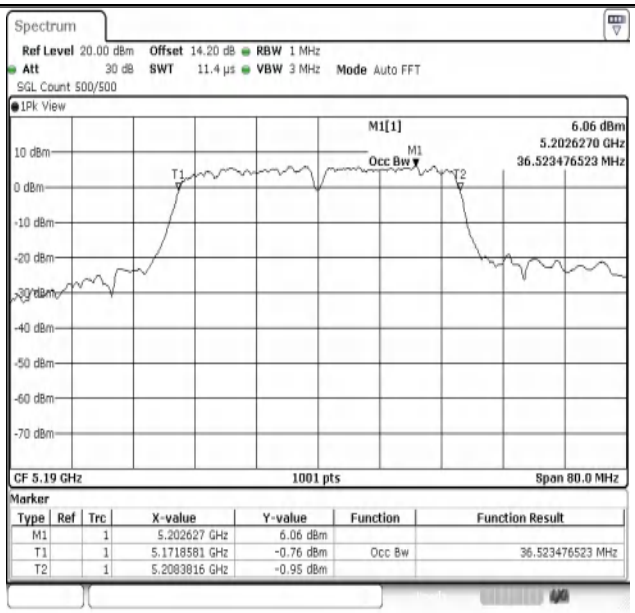

11AC40SISO-Ant1-5190

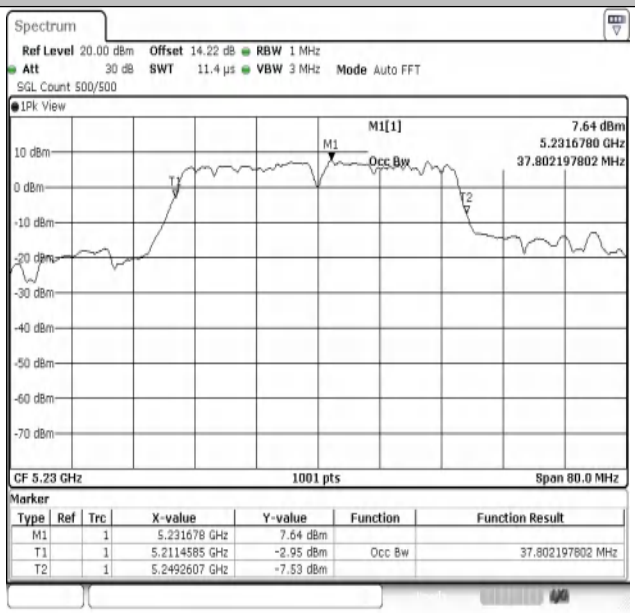

11AC40SISO-Ant1-5230

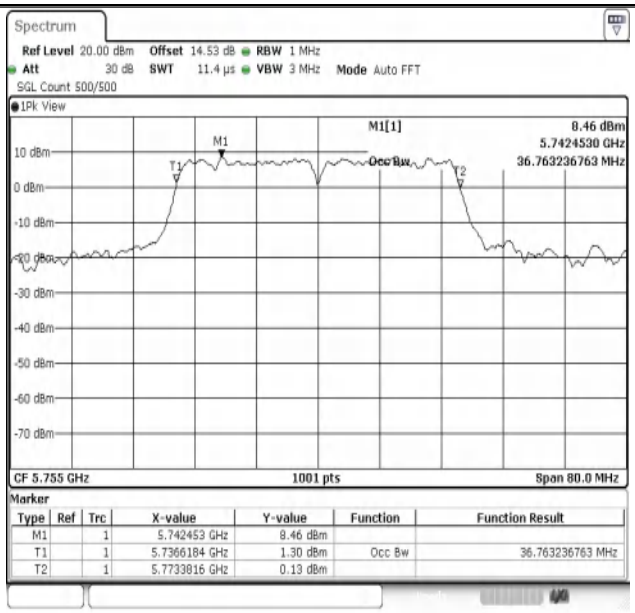

11AC40SISO-Ant1-5755

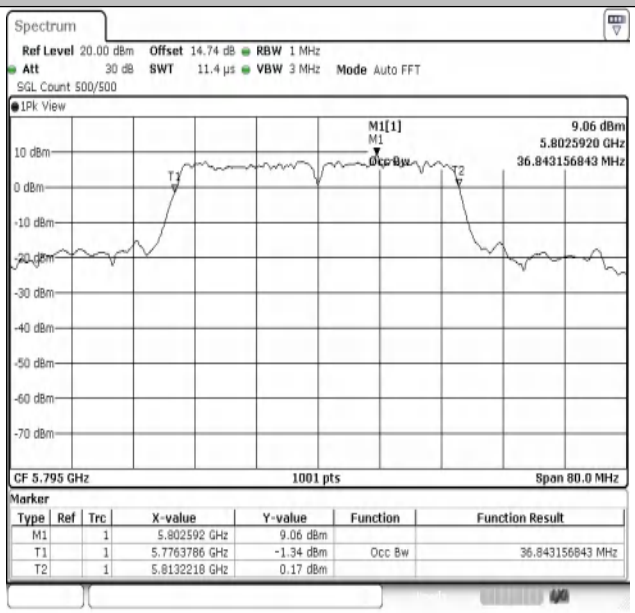

11AC40SISO-Ant1-5795

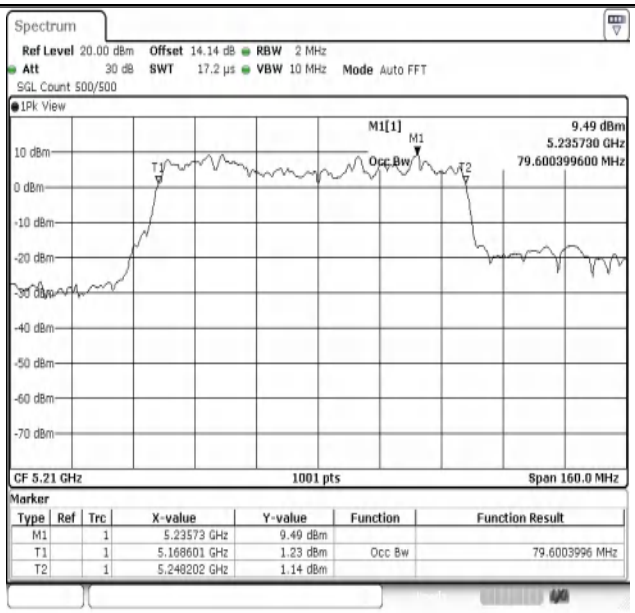

11AC80SISO-Ant1-5210

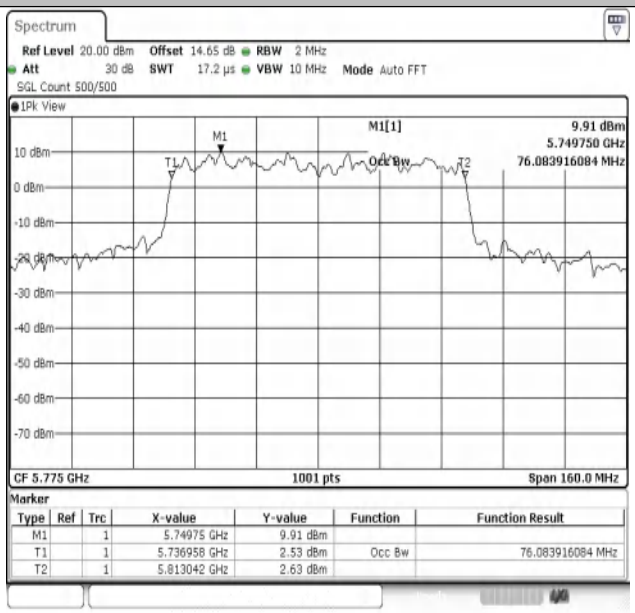

11AC80SISO-Ant1-5775

Appendix A3: Minimum 6dB Bandwidth

Test Result B4

Test Mode	Antenna	Frequency [MHz]	6db EBW [MHz]	FL[MHz]	FH[MHz]	Limit[MHz]	Verdict
11A	Ant1	5745	16.32	5736.80	5753.12	0.5	PASS
11A	Ant1	5785	16.32	5776.80	5793.12	0.5	PASS
11A	Ant1	5825	16.32	5816.80	5833.12	0.5	PASS
11N20SISO	Ant1	5745	16.92	5736.56	5753.48	0.5	PASS
11N20SISO	Ant1	5785	17.60	5776.16	5793.76	0.5	PASS
11N20SISO	Ant1	5825	17.60	5816.16	5833.76	0.5	PASS
11N40SISO	Ant1	5755	36.40	5736.76	5773.16	0.5	PASS
11N40SISO	Ant1	5795	35.44	5777.08	5812.52	0.5	PASS
11AC20SISO	Ant1	5745	17.16	5736.20	5753.36	0.5	PASS
11AC20SISO	Ant1	5785	17.56	5776.16	5793.72	0.5	PASS
11AC20SISO	Ant1	5825	16.68	5816.80	5833.48	0.5	PASS
11AC40SISO	Ant1	5755	36.40	5736.76	5773.16	0.5	PASS
11AC40SISO	Ant1	5795	36.40	5776.84	5813.24	0.5	PASS
11AC80SISO	Ant1	5775	75.20	5737.40	5812.60	0.5	PASS

Test Graphs B4

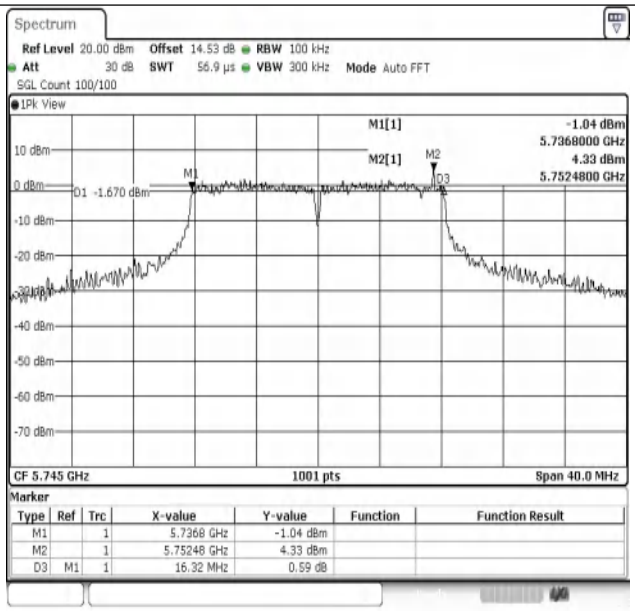

11A-Ant1-5745-PASS

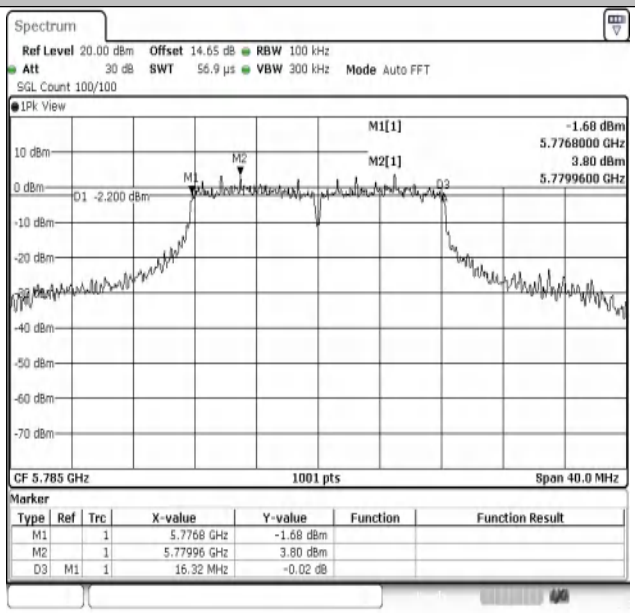

11A-Ant1-5785-PASS

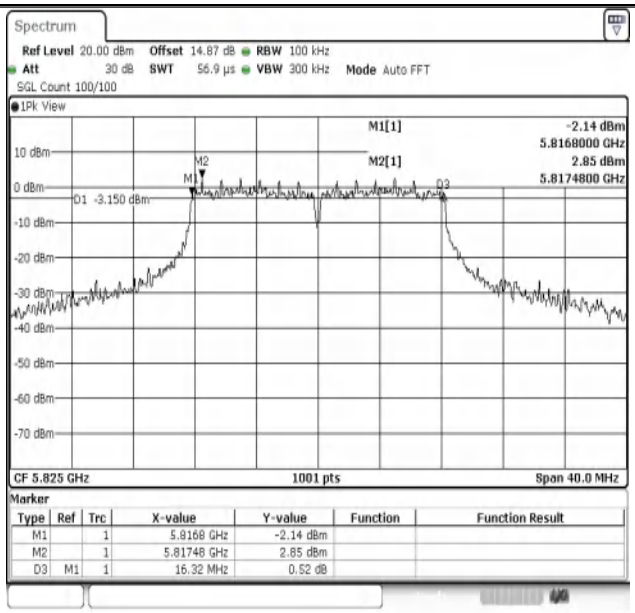

11A-Ant1-5825-PASS

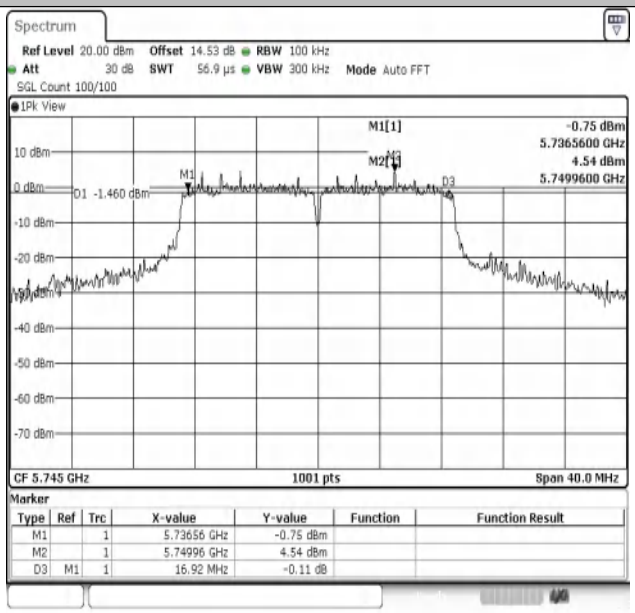

11N20SISO-Ant1-5745-PASS

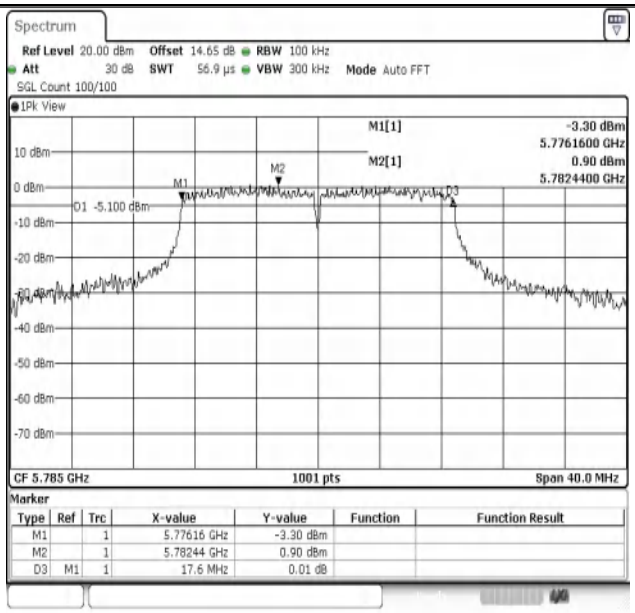

11N20SISO-Ant1-5785-PASS

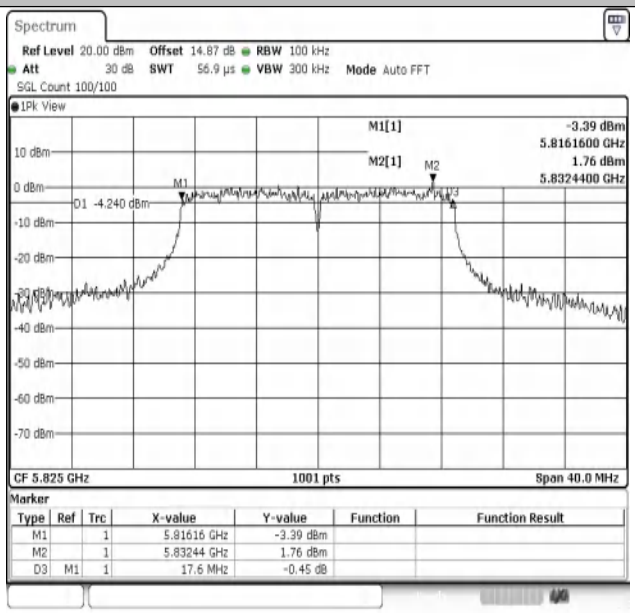

11N20SISO-Ant1-5825-PASS

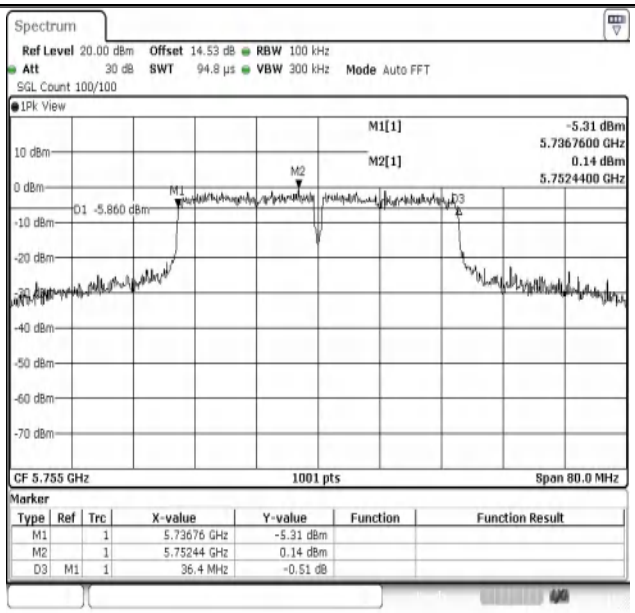

11N40SISO-Ant1-5755-PASS

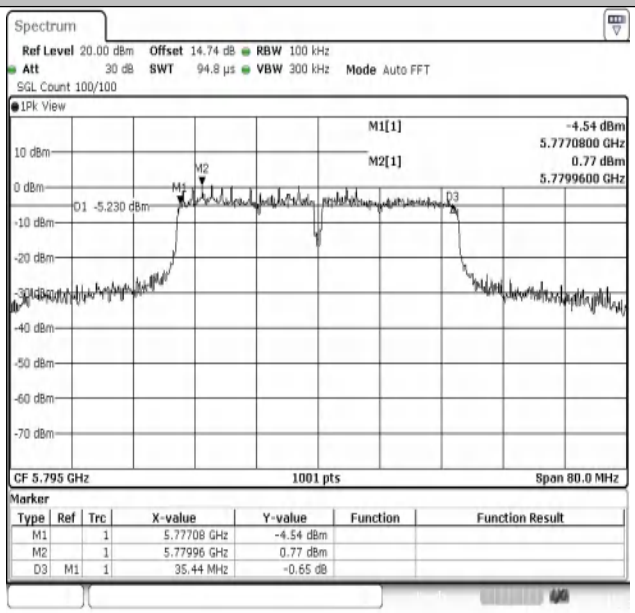

11N40SISO-Ant1-5795-PASS

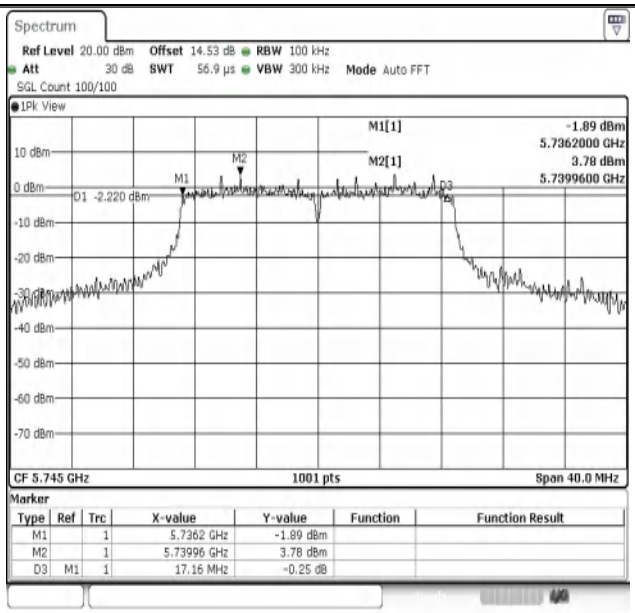

11AC20SISO-Ant1-5745-PASS

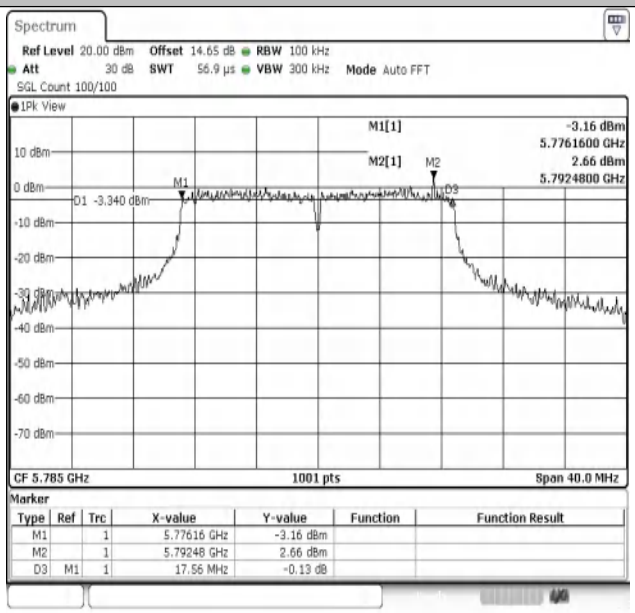

11AC20SISO-Ant1-5785-PASS

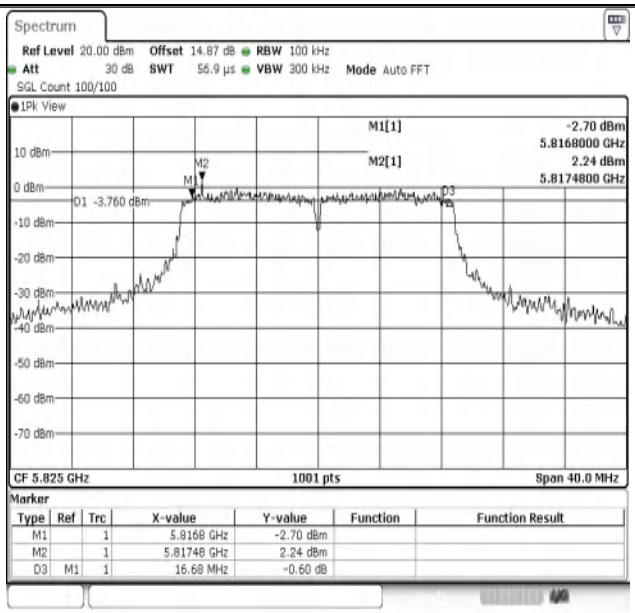

11AC20SISO-Ant1-5825-PASS

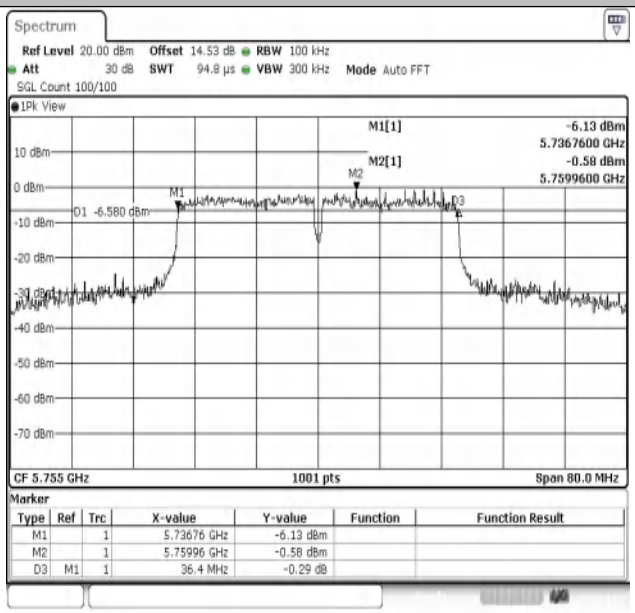

11AC40SISO-Ant1-5755-PASS

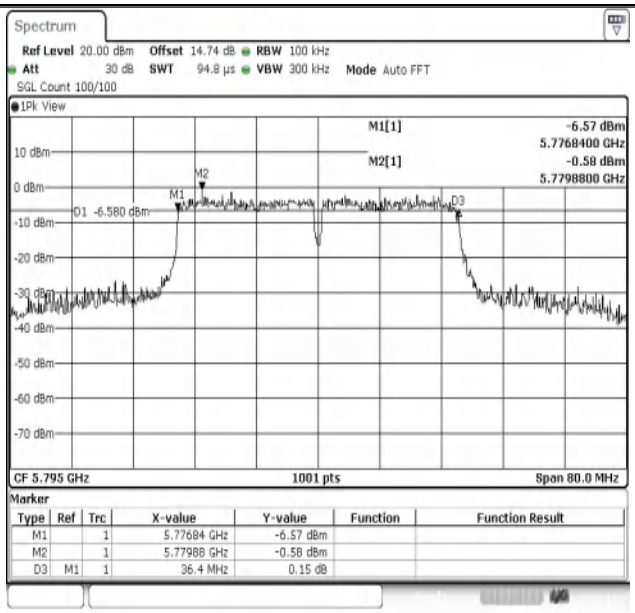

11AC40SISO-Ant1-5795-PASS

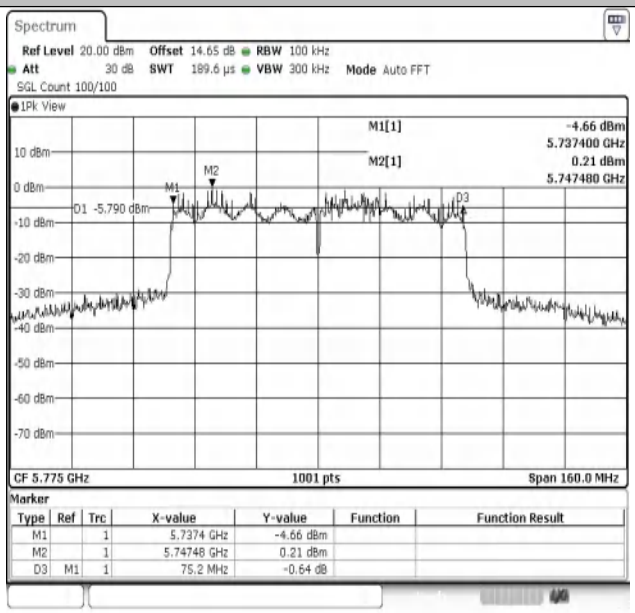

11AC80SISO-Ant1-5775-PASS

Appendix B: Duty Cycle

Test Result

Test Mode	Antenna	Frequency [MHz]	Transmission Duration [ms]	Transmission Period [ms]	Duty Cycle [%]	Dc Factor [dB]	1/T
11A	Ant1	5180	2.07	2.22	93.24	0.30	0.48
11A	Ant1	5200	2.07	2.19	94.52	0.24	0.48
11A	Ant1	5240	2.07	2.24	92.41	0.34	0.48
11A	Ant1	5745	2.07	2.22	93.24	0.30	0.48
11A	Ant1	5785	2.07	2.17	95.39	0.20	0.48
11A	Ant1	5825	2.07	2.23	92.83	0.32	0.48
11N20SISO	Ant1	5180	1.92	2.10	91.43	0.39	0.52
11N20SISO	Ant1	5200	1.92	2.09	91.87	0.37	0.52
11N20SISO	Ant1	5240	1.92	2.08	92.31	0.35	0.52
11N20SISO	Ant1	5745	1.92	2.06	93.20	0.31	0.52
11N20SISO	Ant1	5785	1.92	2.08	92.31	0.35	0.52
11N20SISO	Ant1	5825	1.92	2.01	95.52	0.20	0.52
11N40SISO	Ant1	5190	0.94	1.11	84.68	0.72	1.06
11N40SISO	Ant1	5230	0.94	1.09	86.24	0.64	1.06
11N40SISO	Ant1	5755	0.94	1.07	87.85	0.56	1.06
11N40SISO	Ant1	5795	0.94	1.09	86.24	0.64	1.06
11AC20SISO	Ant1	5180	1.93	2.10	91.90	0.37	0.52
11AC20SISO	Ant1	5200	1.93	2.10	91.90	0.37	0.52
11AC20SISO	Ant1	5240	1.93	2.08	92.79	0.32	0.52
11AC20SISO	Ant1	5745	1.93	2.10	91.90	0.37	0.52
11AC20SISO	Ant1	5785	1.93	2.09	92.34	0.35	0.52
11AC20SISO	Ant1	5825	1.94	2.06	94.17	0.26	0.52
11AC40SISO	Ant1	5190	0.96	1.52	63.16	2.00	1.04
11AC40SISO	Ant1	5230	0.95	1.12	84.82	0.72	1.05
11AC40SISO	Ant1	5755	0.95	1.13	84.07	0.75	1.05
11AC40SISO	Ant1	5795	0.36	0.46	78.26	1.06	2.78
11AC80SISO	Ant1	5210	0.46	0.79	58.23	2.35	2.17
11AC80SISO	Ant1	5775	0.46	0.62	74.19	1.30	2.17

Test Graphs

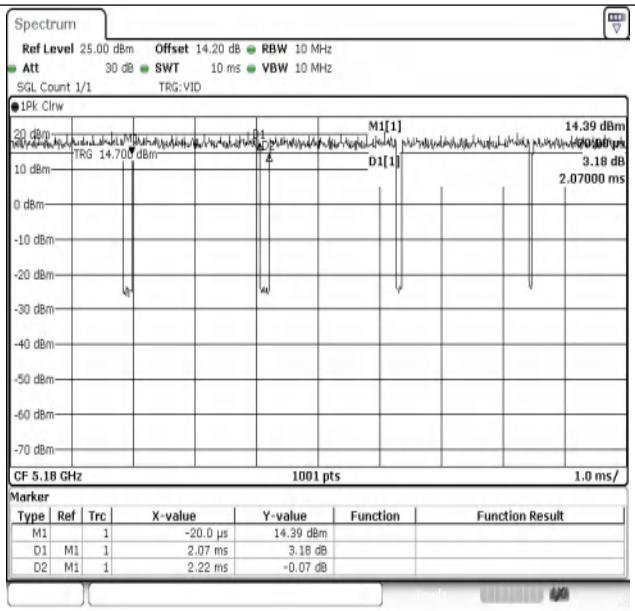

NTNV-11A-Ant1-5180

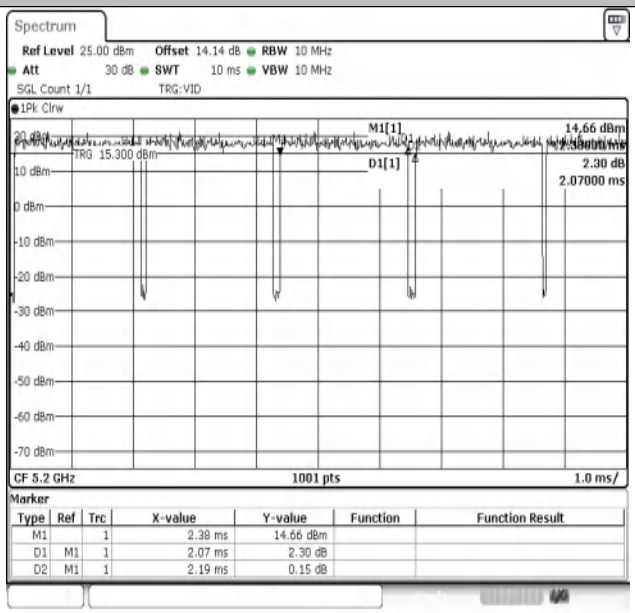

NTNV-11A-Ant1-5200

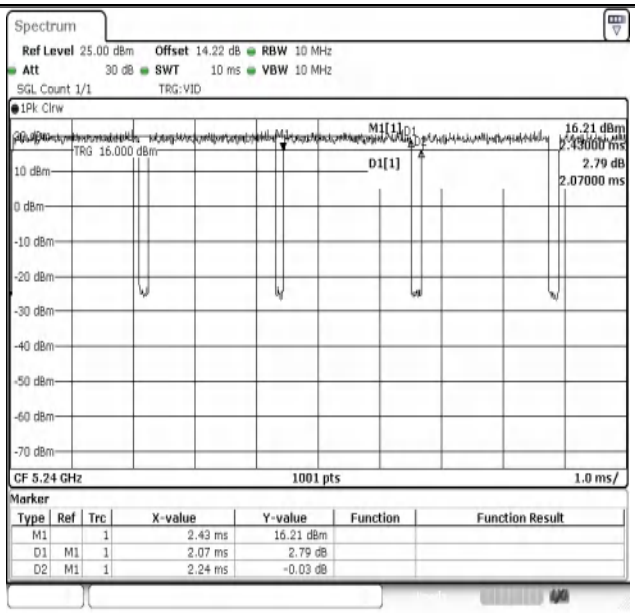

NTNV-11A-Ant1-5240

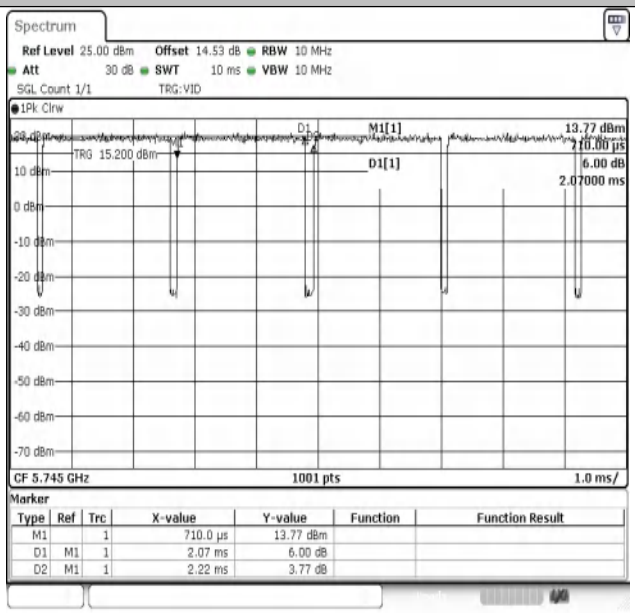

NTNV-11A-Ant1-5745

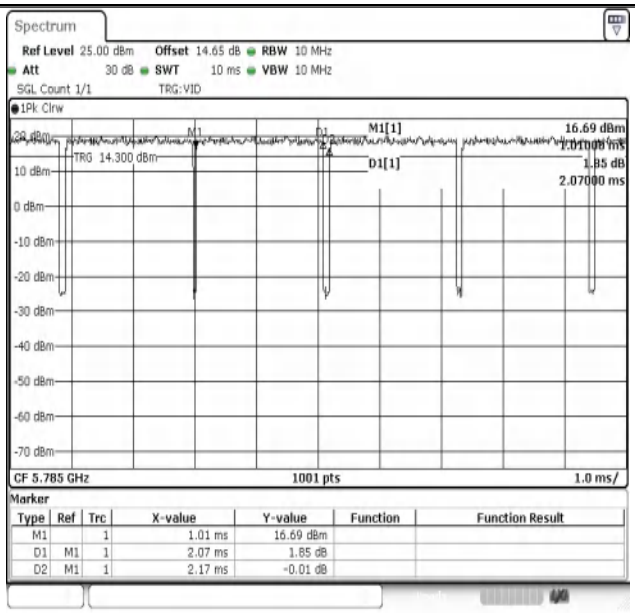

NTNV-11A-Ant1-5785

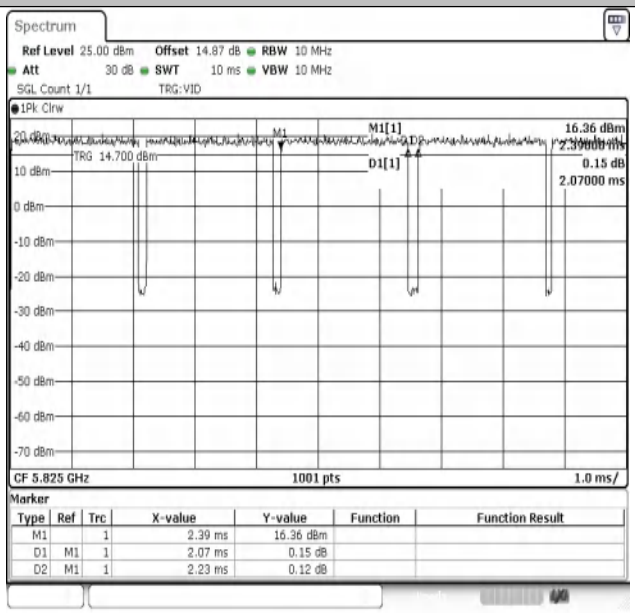

NTNV-11A-Ant1-5825

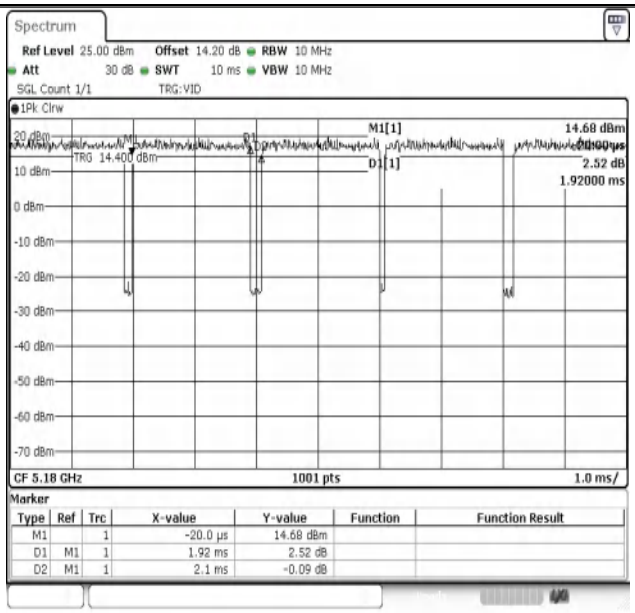

NTNV-11N20SISO-Ant1-5180

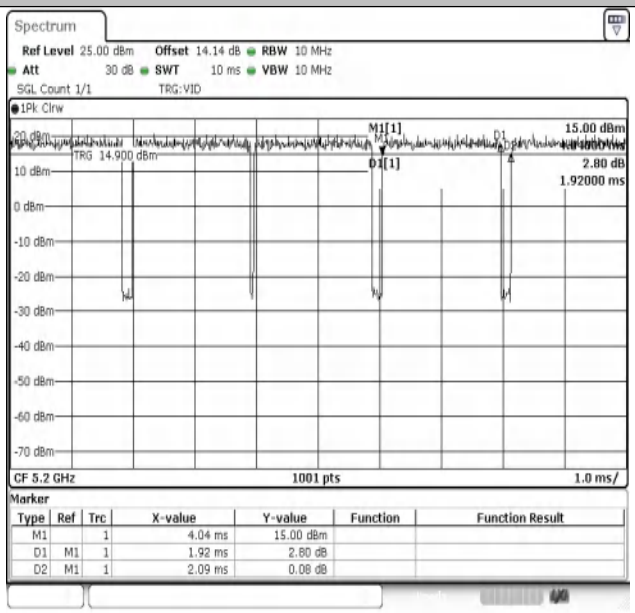

NTNV-11N20SISO-Ant1-5200

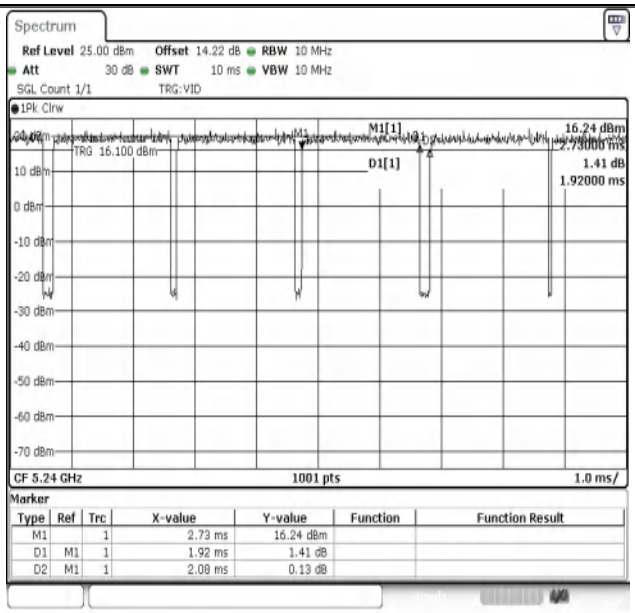

NTNV-11N20SISO-Ant1-5240

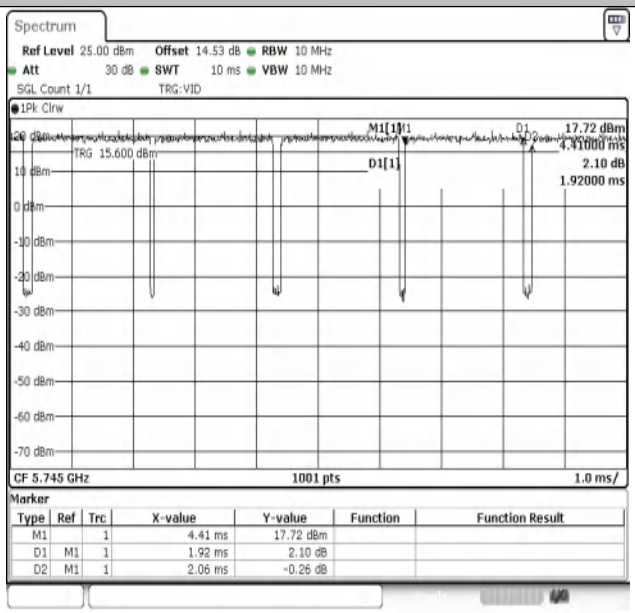

NTNV-11N20SISO-Ant1-5745

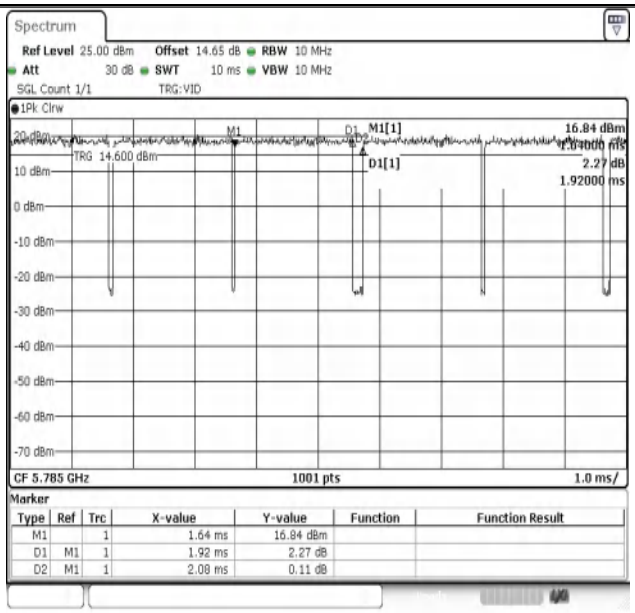

NTNV-11N20SISO-Ant1-5785

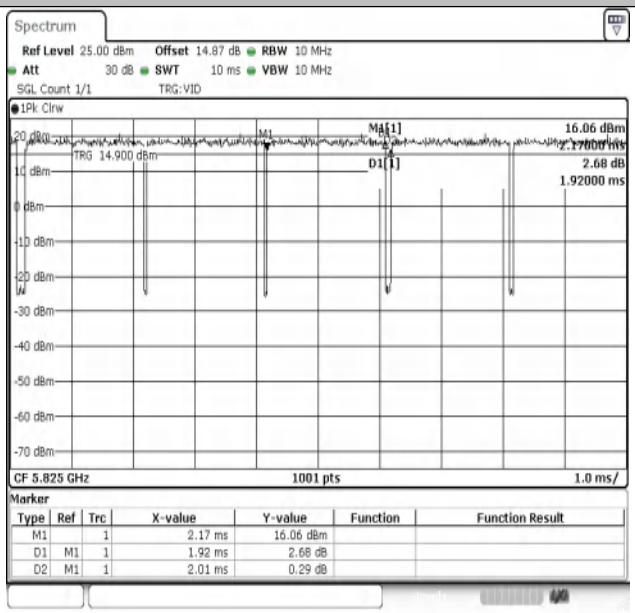

NTNV-11N20SISO-Ant1-5825

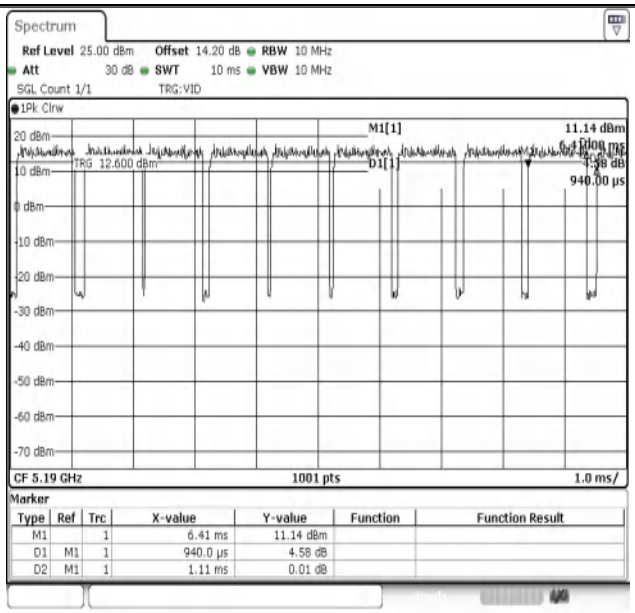

NTNV-11N40SISO-Ant1-5190

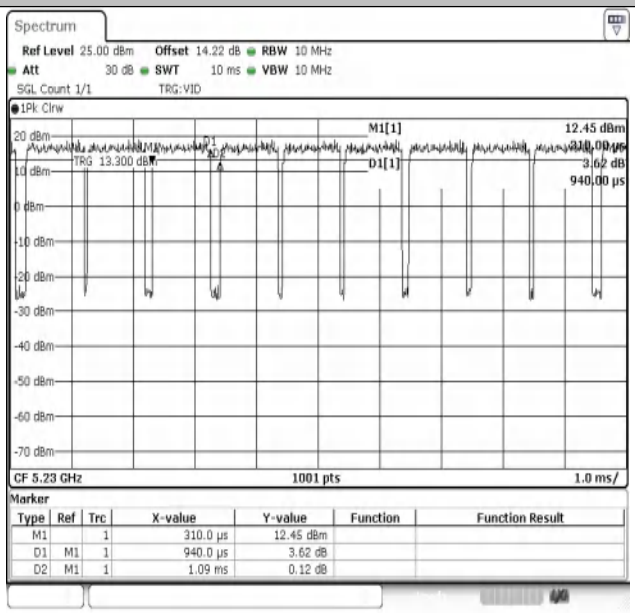

NTNV-11N40SISO-Ant1-5230

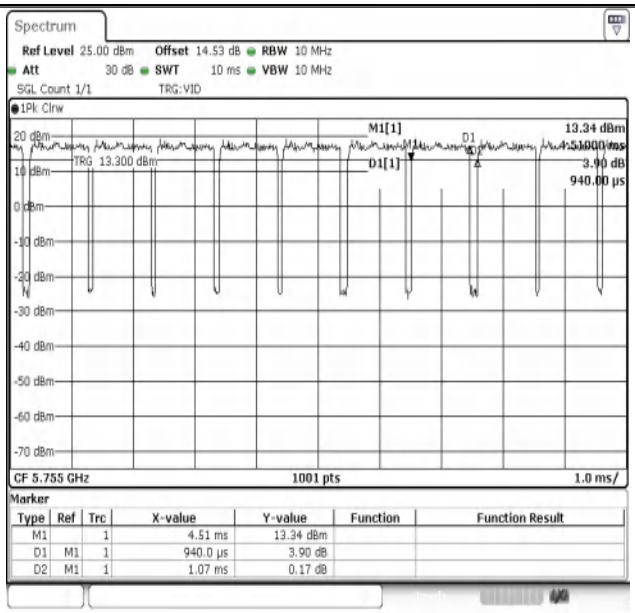

NTNV-11N40SISO-Ant1-5755

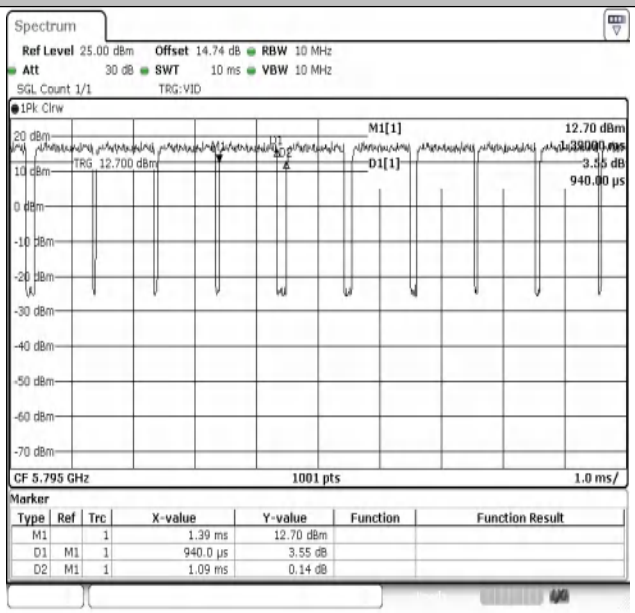

NTNV-11N40SISO-Ant1-5795

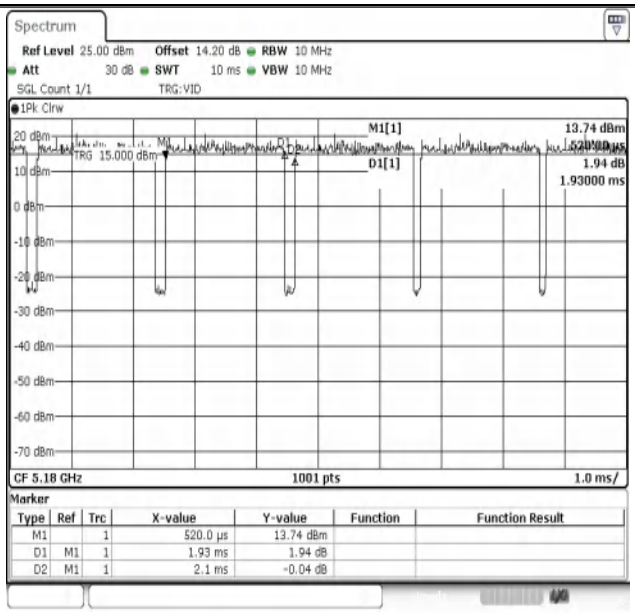

NTNV-11AC20SISO-Ant1-5180

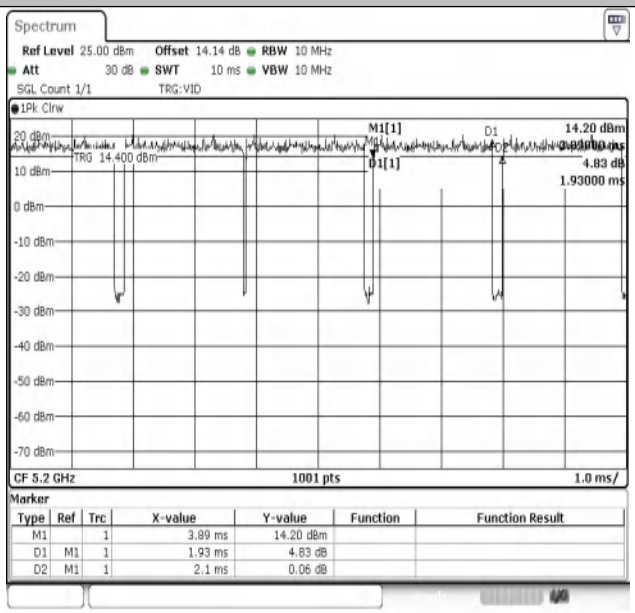

NTNV-11AC20SISO-Ant1-5200

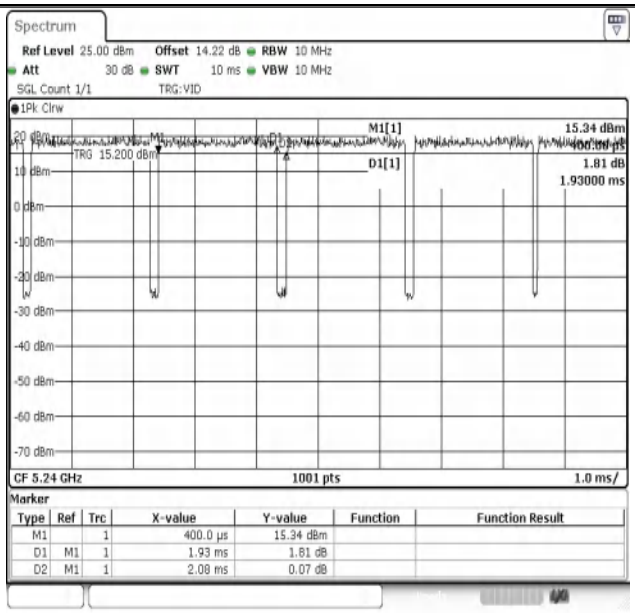

NTNV-11AC20SISO-Ant1-5240

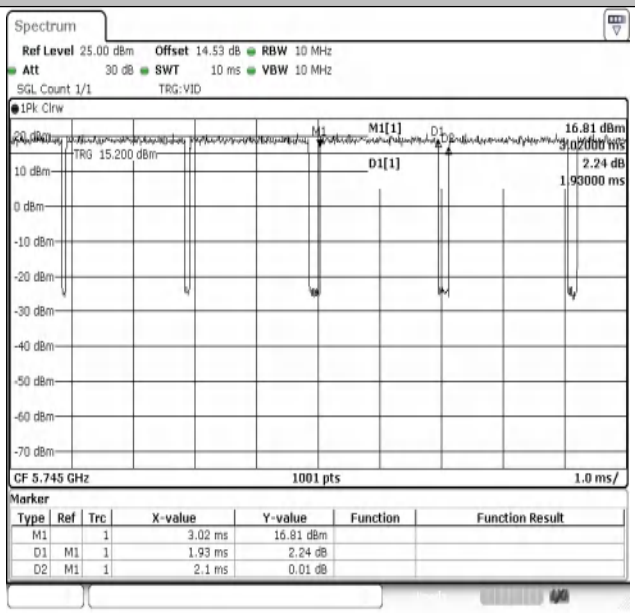

NTNV-11AC20SISO-Ant1-5745

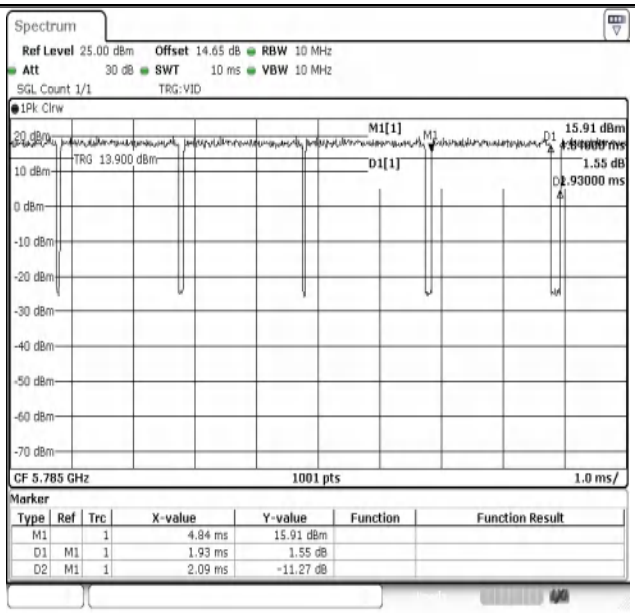

NTNV-11AC20SISO-Ant1-5785

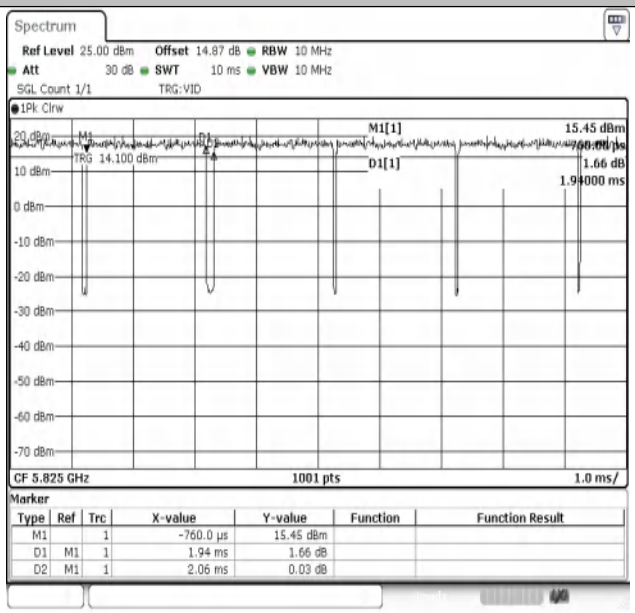

NTNV-11AC20SISO-Ant1-5825

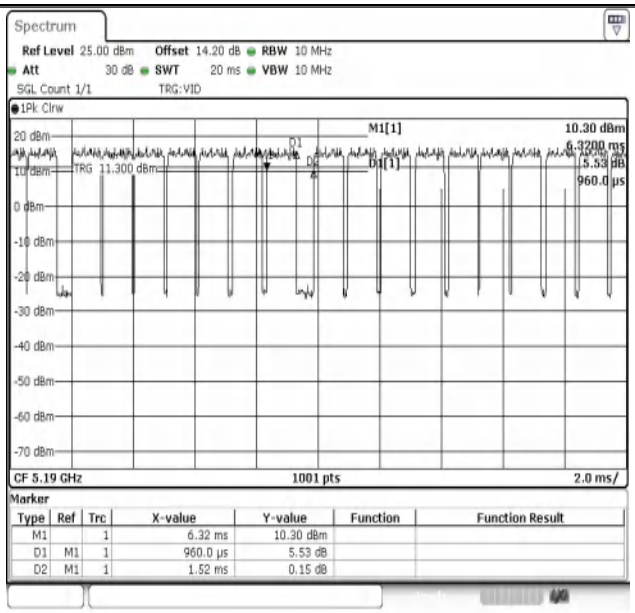

NTNV-11AC40SISO-Ant1-5190

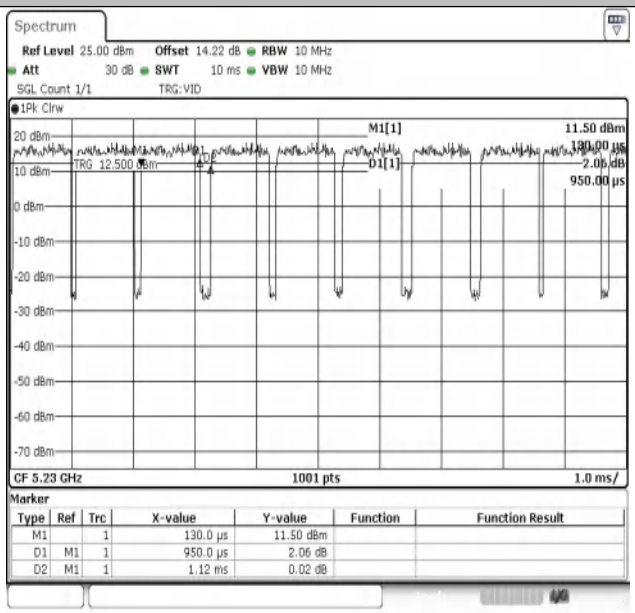

NTNV-11AC40SISO-Ant1-5230

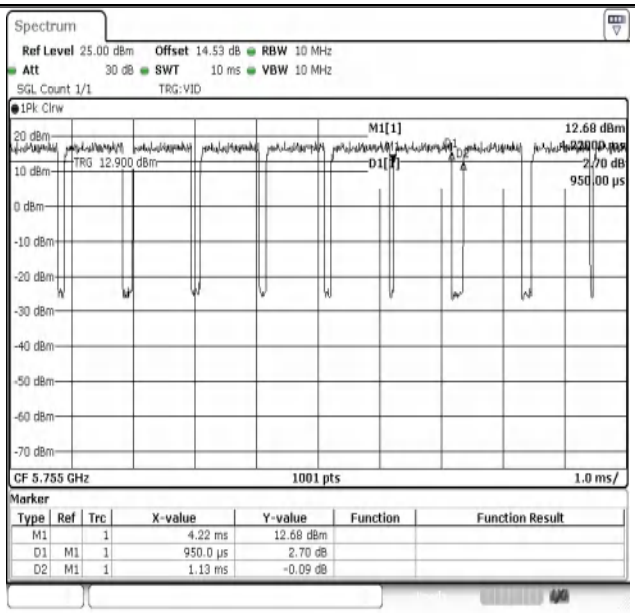

NTNV-11AC40SISO-Ant1-5755

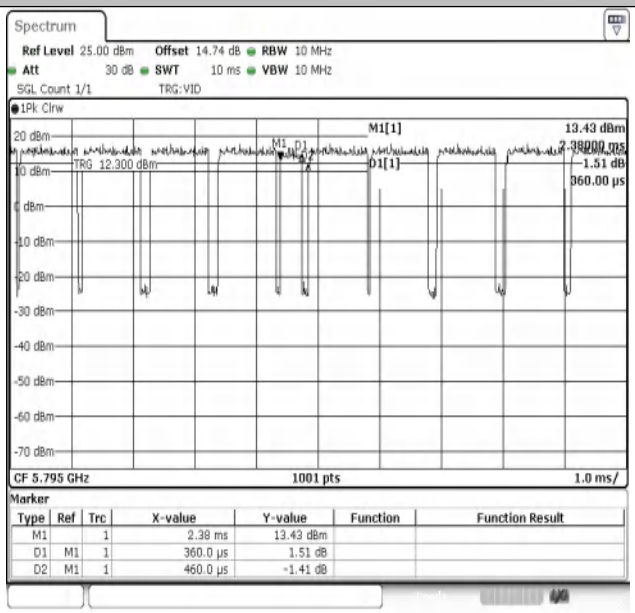

NTNV-11AC40SISO-Ant1-5795

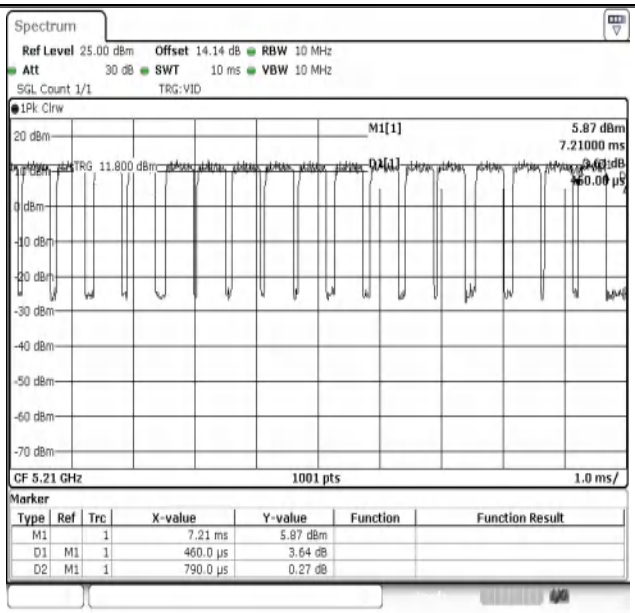

NTNV-11AC80SISO-Ant1-5210

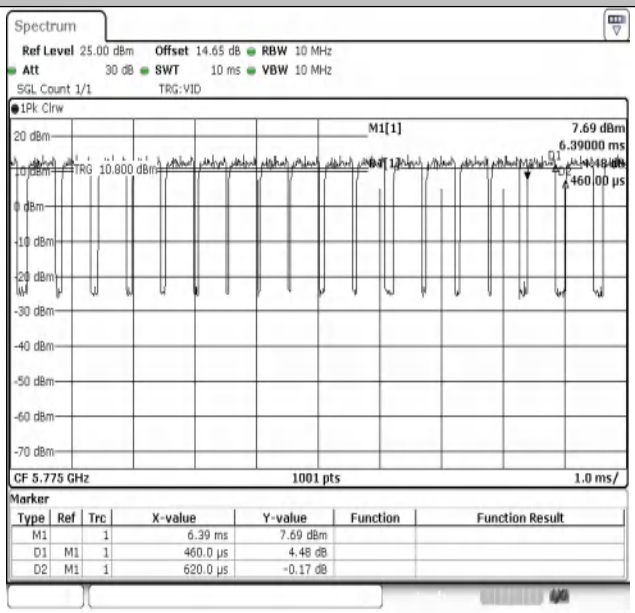

NTNV-11AC80SISO-Ant1-5775

Appendix C: Maximum Conducted Output Power

Test Result Channel Power

Test Mode	Antenna	Frequency [MHz]	Set Power	Channel Power [dBm]	Duty Cycle [%]	DC Factor [dB]	Result [dBm]	Limit [dBm]	Verdict
11A	Ant1	5180	---	12.74	93.24	0.30	13.04	≤23.98	PASS
11A	Ant1	5200	---	13.30	94.52	0.24	13.54	≤23.98	PASS
11A	Ant1	5240	---	14.59	92.41	0.34	14.93	≤23.98	PASS
11A	Ant1	5745	---	15.67	93.24	0.30	15.97	≤30.00	PASS
11A	Ant1	5785	---	14.84	95.39	0.20	15.04	≤30.00	PASS
11A	Ant1	5825	---	14.57	92.83	0.32	14.89	≤30.00	PASS
11N20SISO	Ant1	5180	---	12.82	91.43	0.39	13.21	≤23.98	PASS
11N20SISO	Ant1	5200	---	13.33	91.87	0.37	13.70	≤23.98	PASS
11N20SISO	Ant1	5240	---	14.65	92.31	0.35	15.00	≤23.98	PASS
11N20SISO	Ant1	5745	---	15.79	93.20	0.31	16.10	≤30.00	PASS
11N20SISO	Ant1	5785	---	15.00	92.31	0.35	15.35	≤30.00	PASS
11N20SISO	Ant1	5825	---	14.48	95.52	0.20	14.68	≤30.00	PASS
11N40SISO	Ant1	5190	---	13.18	84.68	0.72	13.90	≤23.98	PASS
11N40SISO	Ant1	5230	---	14.46	86.24	0.64	**15.10**	**≤23.98**	PASS
11N40SISO	Ant1	5755	---	15.61	87.85	0.56	**16.17**	**≤30.00**	PASS
11N40SISO	Ant1	5795	---	14.89	86.24	0.64	15.53	≤30.00	PASS
11AC20SISO	Ant1	5180	---	11.94	91.90	0.37	12.31	≤23.98	PASS
11AC20SISO	Ant1	5200	---	12.51	91.90	0.37	12.88	≤23.98	PASS
11AC20SISO	Ant1	5240	---	13.76	92.79	0.32	14.08	≤23.98	PASS
11AC20SISO	Ant1	5745	---	15.05	91.90	0.37	15.42	≤30.00	PASS
11AC20SISO	Ant1	5785	---	14.21	92.34	0.35	14.56	≤30.00	PASS
11AC20SISO	Ant1	5825	---	13.71	94.17	0.26	13.97	≤30.00	PASS
11AC40SISO	Ant1	5190	---	12.29	63.16	2.00	14.29	≤23.98	PASS
11AC40SISO	Ant1	5230	---	13.52	84.82	0.72	14.24	≤23.98	PASS
11AC40SISO	Ant1	5755	---	14.81	84.07	0.75	15.56	≤30.00	PASS
11AC40SISO	Ant1	5795	---	12.06	78.26	1.06	13.12	≤30.00	PASS
11AC80SISO	Ant1	5210	---	12.63	58.23	2.35	14.98	≤23.98	PASS
11AC80SISO	Ant1	5775	---	14.20	74.19	1.30	15.50	≤30.00	PASS

Note: 1.The cable loss are compensated in the graph.

Test Graphs Channel Power

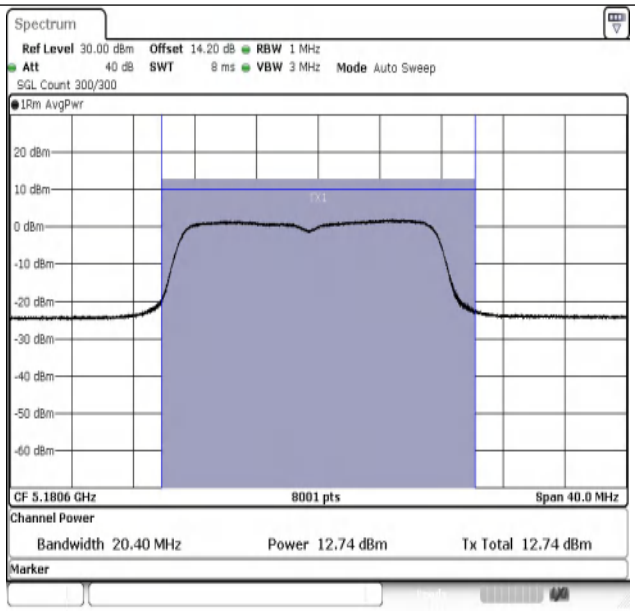

11A-Ant1-5180-PASS

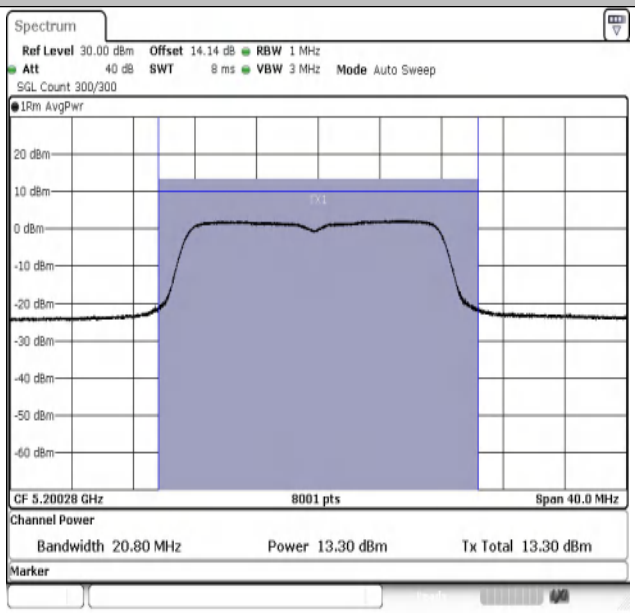

11A-Ant1-5200-PASS

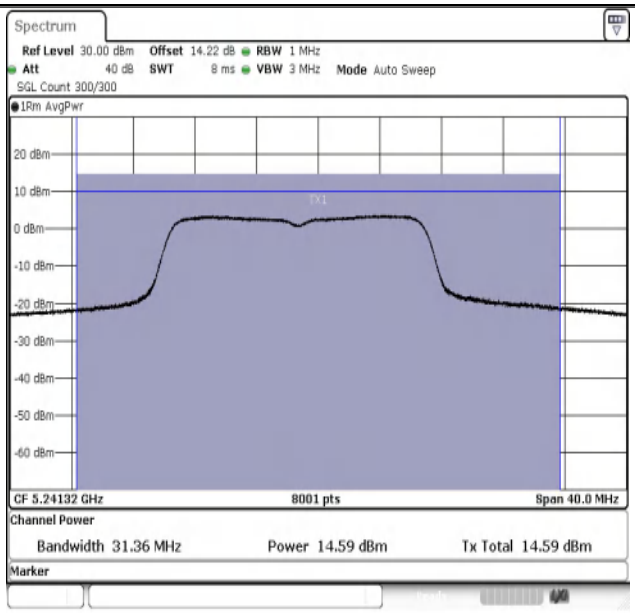

11A-Ant1-5240-PASS

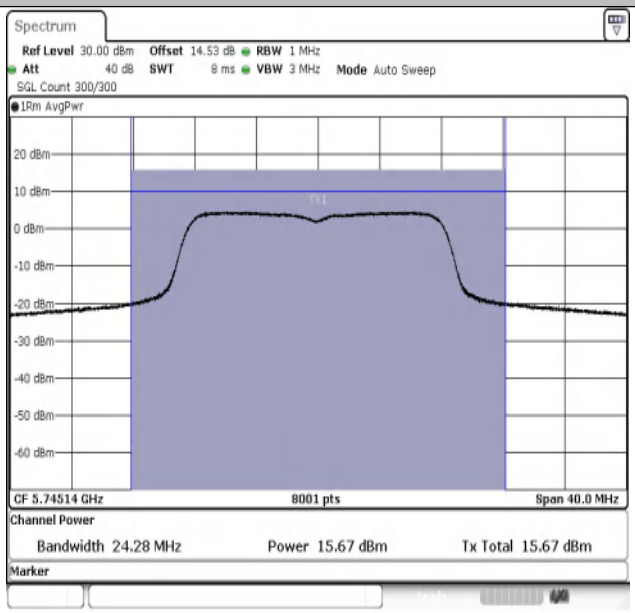

11A-Ant1-5745-PASS

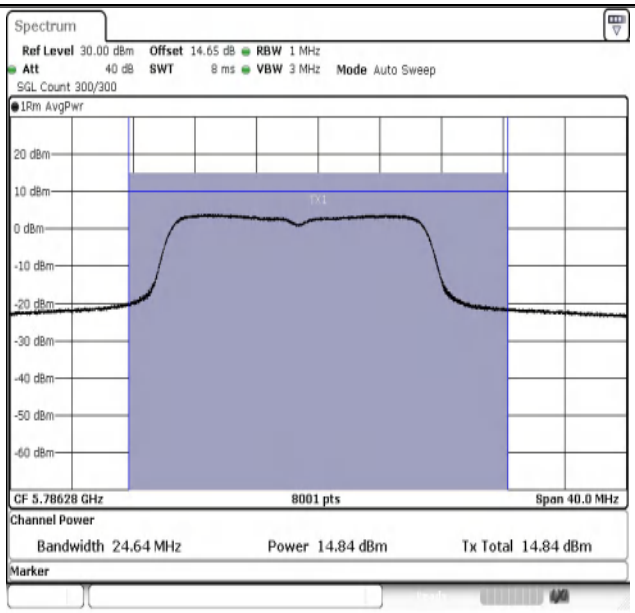

11A-Ant1-5785-PASS

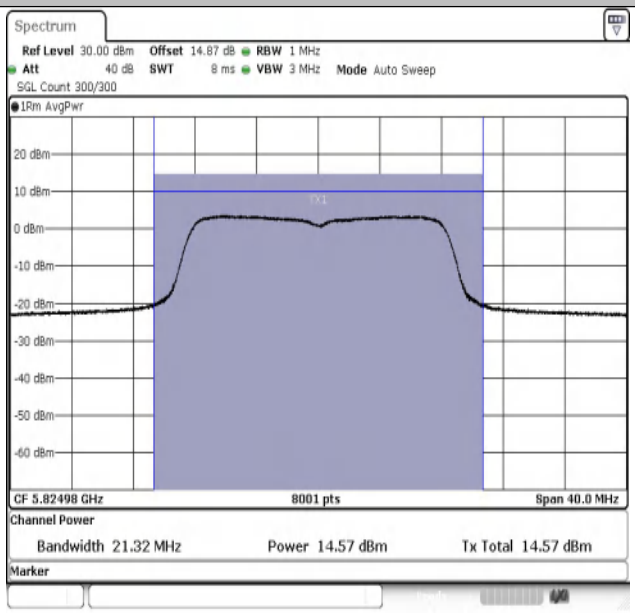

11A-Ant1-5825-PASS

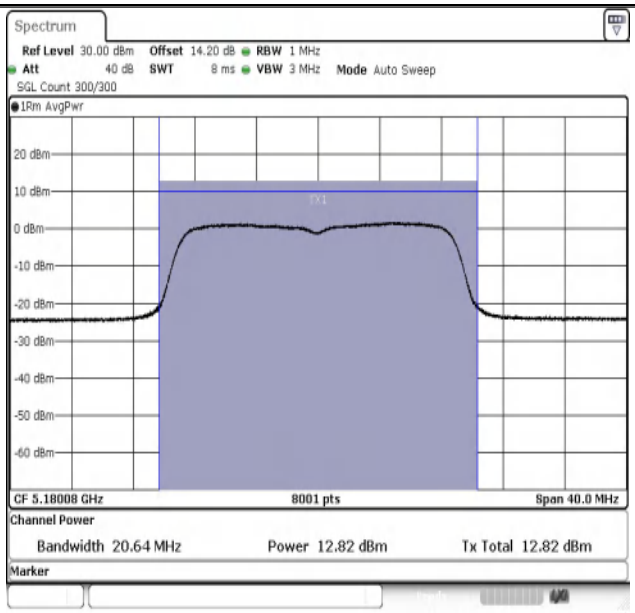

11N20SISO-Ant1-5180-PASS

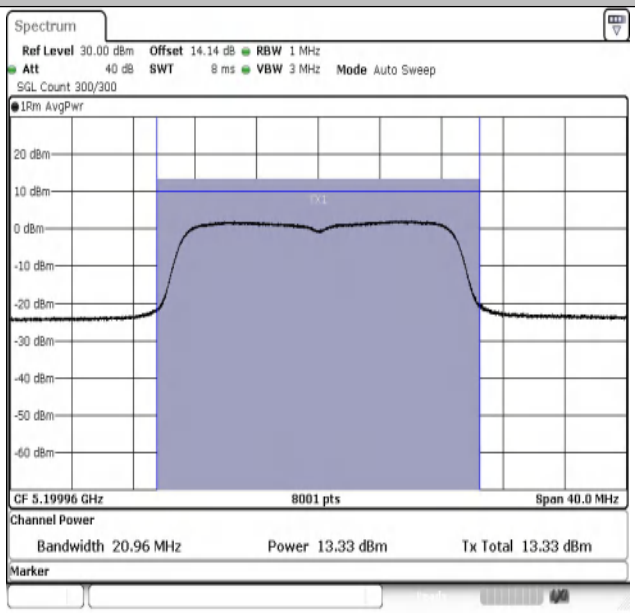

11N20SISO-Ant1-5200-PASS

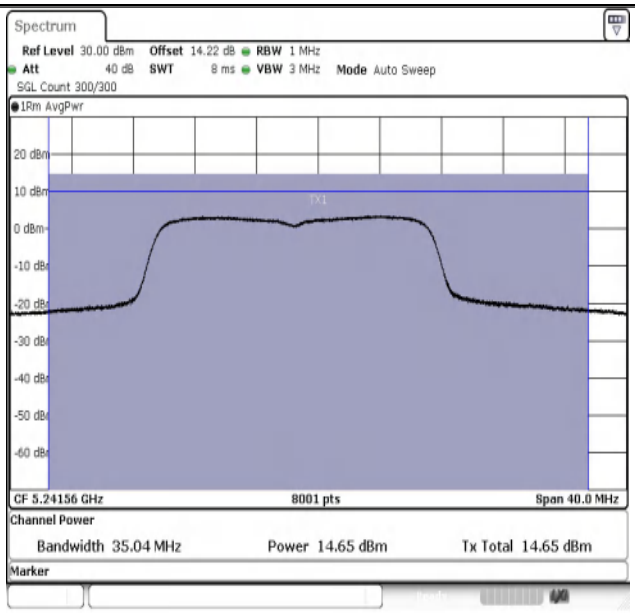

11N20SISO-Ant1-5240-PASS

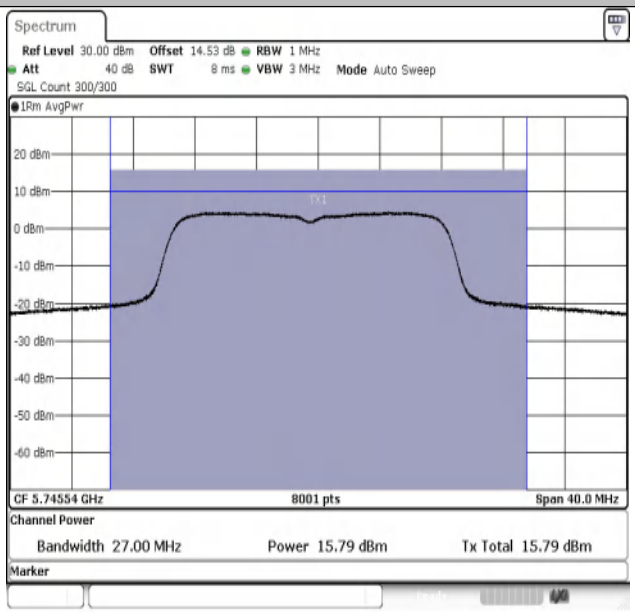

11N20SISO-Ant1-5745-PASS

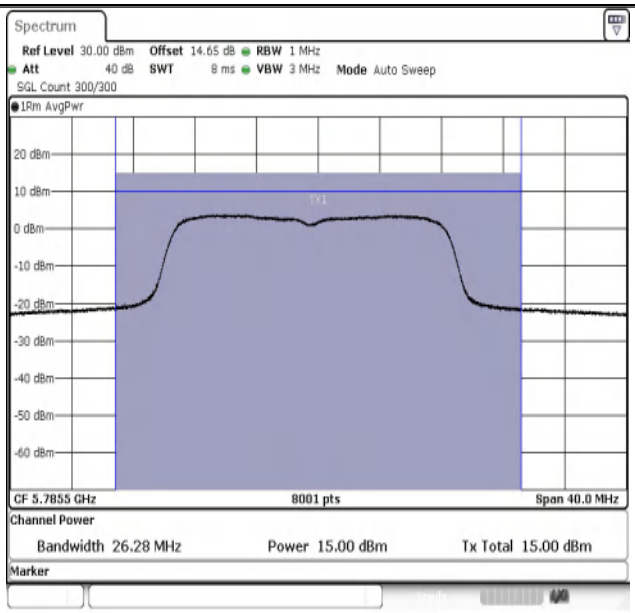

11N20SISO-Ant1-5785-PASS

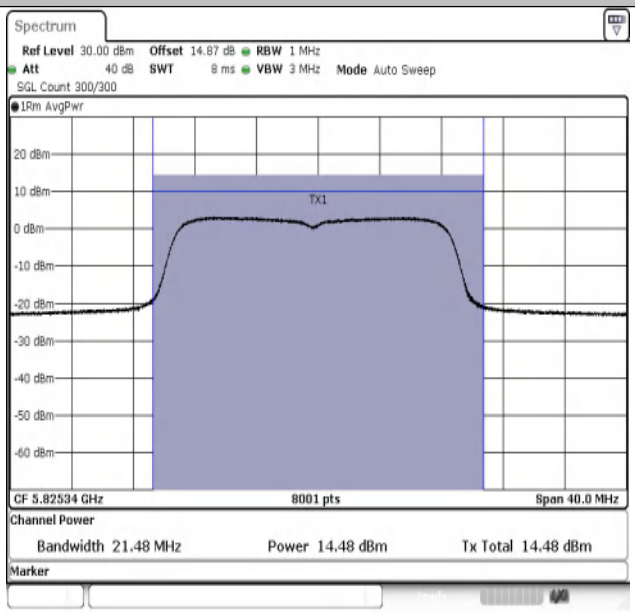

11N20SISO-Ant1-5825-PASS

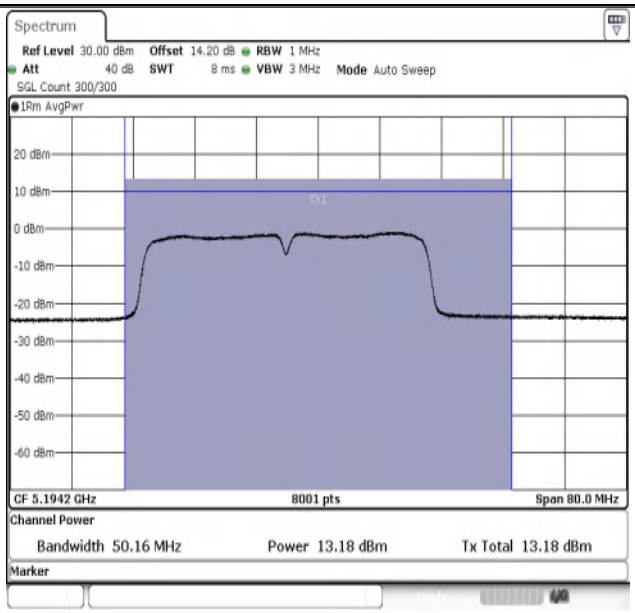

11N40SISO-Ant1-5190-PASS

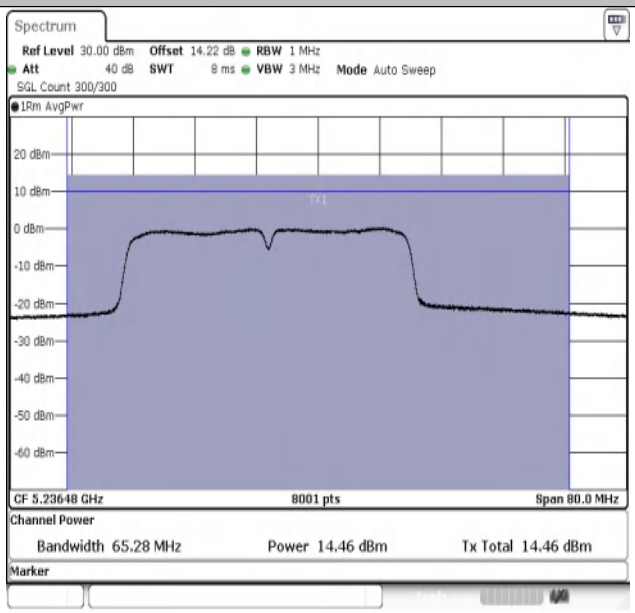

11N40SISO-Ant1-5230-PASS

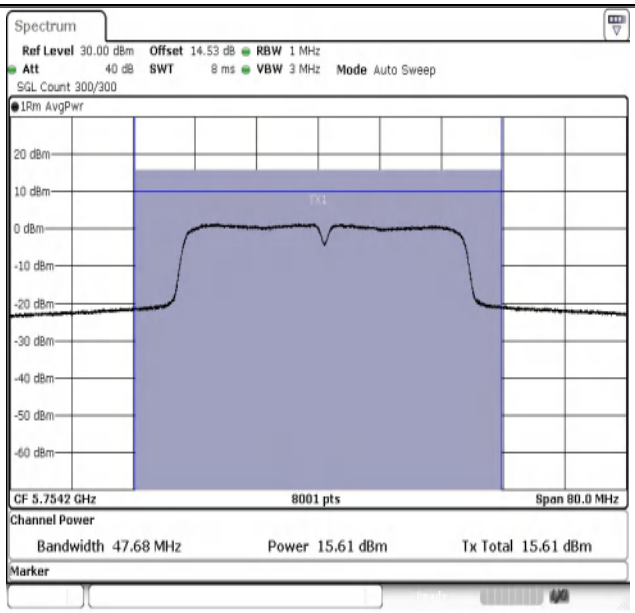

11N40SISO-Ant1-5755-PASS

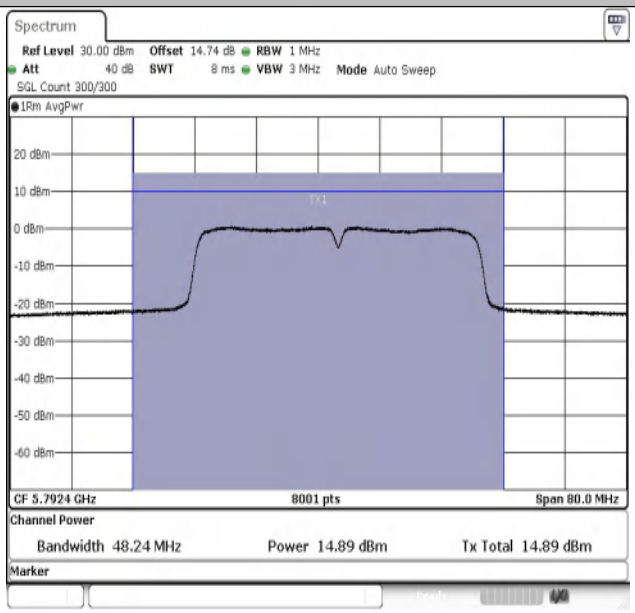

11N40SISO-Ant1-5795-PASS

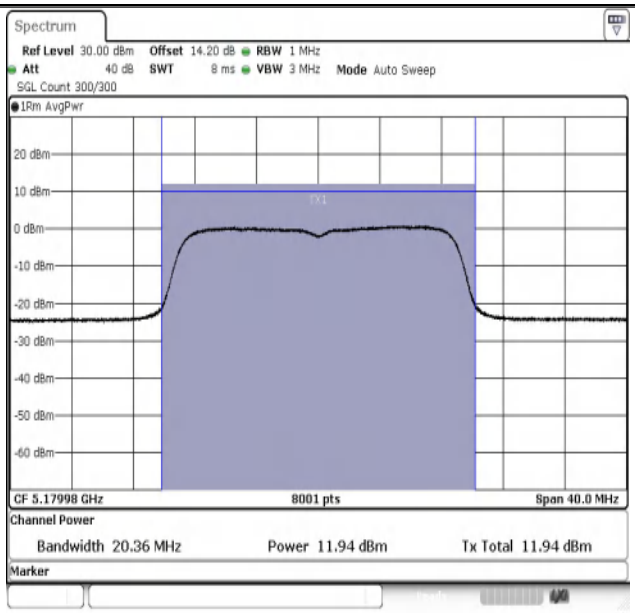

11AC20SISO-Ant1-5180-PASS

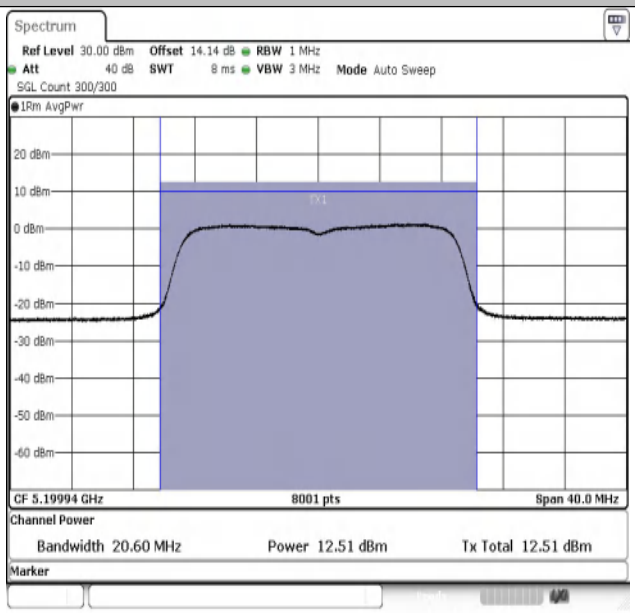

11AC20SISO-Ant1-5200-PASS

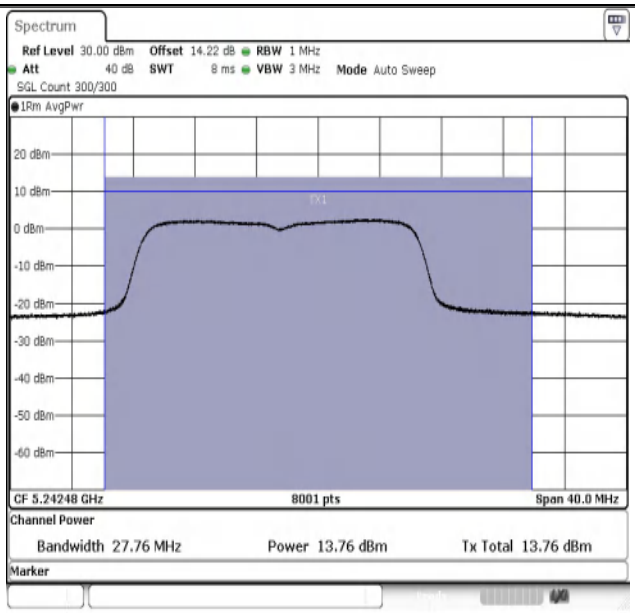

11AC20SISO-Ant1-5240-PASS

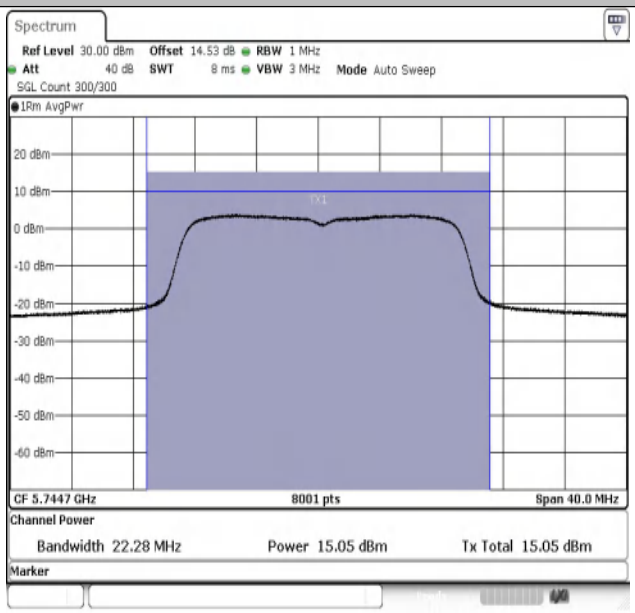

11AC20SISO-Ant1-5745-PASS

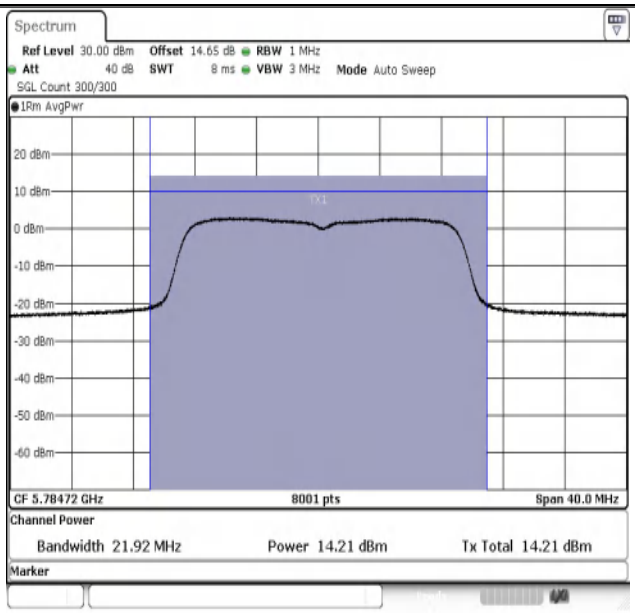

11AC20SISO-Ant1-5785-PASS

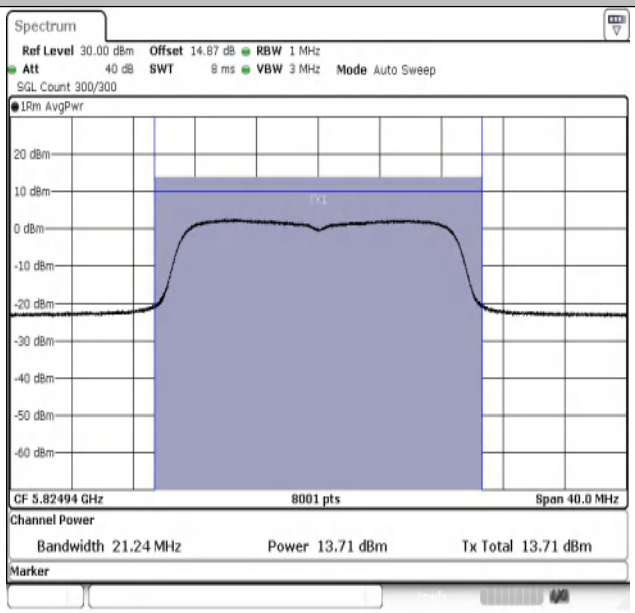

11AC20SISO-Ant1-5825-PASS

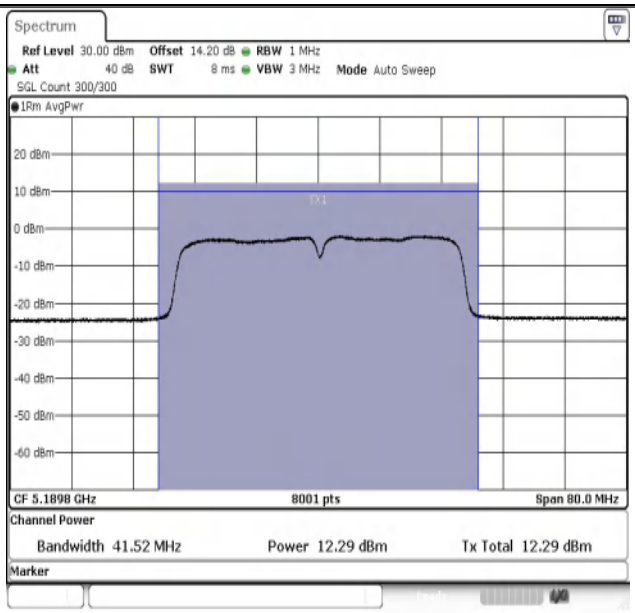

11AC40SISO-Ant1-5190-PASS

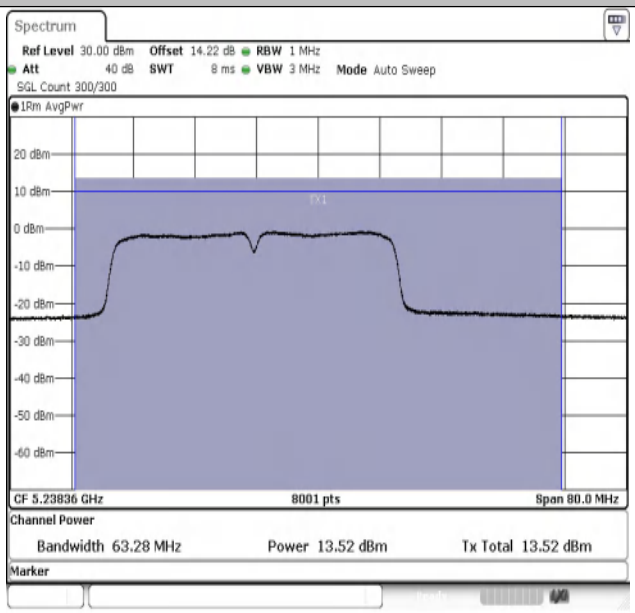

11AC40SISO-Ant1-5230-PASS

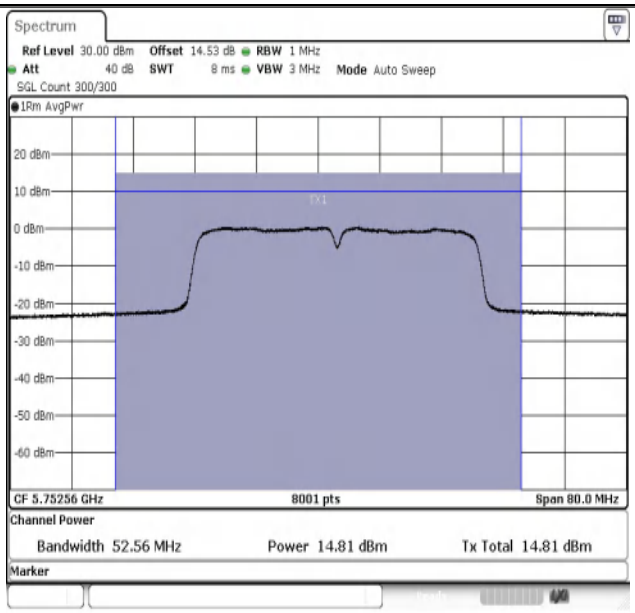

11AC40SISO-Ant1-5755-PASS

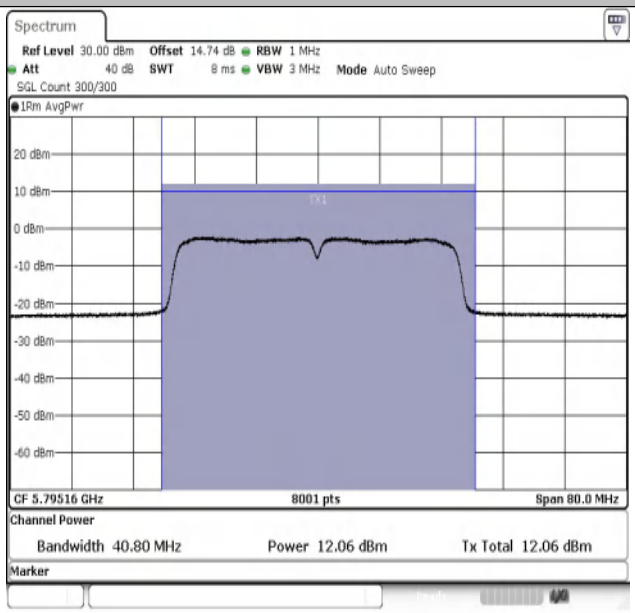

11AC40SISO-Ant1-5795-PASS

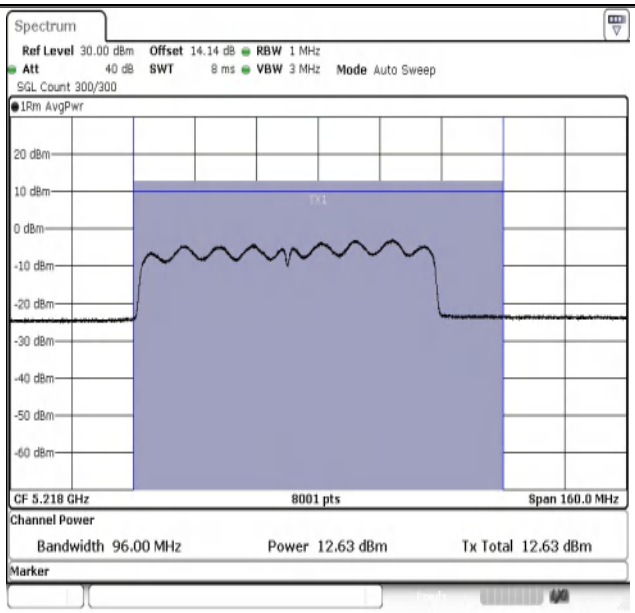

11AC80SISO-Ant1-5210-PASS

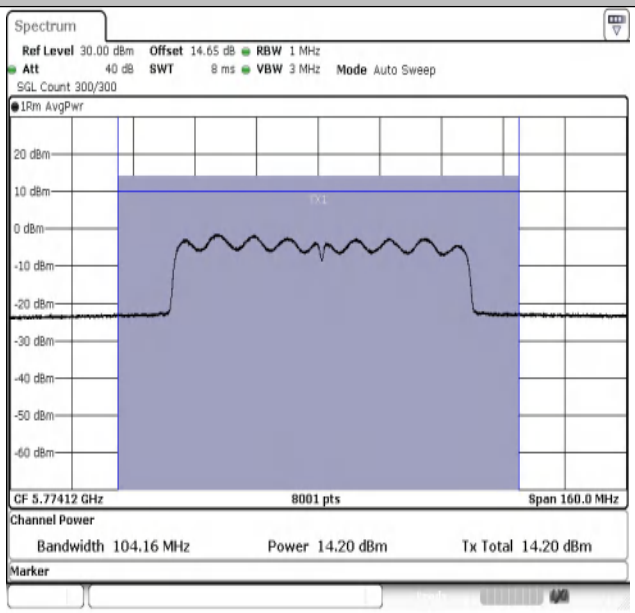

11AC80SISO-Ant1-5775-PASS

Appendix D: Maximum Power Spectral Density

Test Result

Test Mode	Antenna	Frequency [MHz]	Reading Result [dBm/MHz]	DC Factor [dB]	Result [dBm/MHz]	Limit [dBm/MHz]	Verdict
11A	Ant1	5180	1.75	0.30	2.05	≤11.00	PASS
11A	Ant1	5200	2.37	0.24	2.61	≤11.00	PASS
11A	Ant1	5240	3.55	0.34	3.89	≤11.00	PASS
11N20SISO	Ant1	5180	2.07	0.39	2.46	≤11.00	PASS
11N20SISO	Ant1	5200	1.97	0.37	2.34	≤11.00	PASS
11N20SISO	Ant1	5240	3.38	0.35	3.73	≤11.00	PASS
11N40SISO	Ant1	5190	-0.47	0.72	0.25	≤11.00	PASS
11N40SISO	Ant1	5230	0.08	0.64	0.72	≤11.00	PASS
11AC20SISO	Ant1	5180	0.58	0.37	0.95	≤11.00	PASS
11AC20SISO	Ant1	5200	0.92	0.37	1.29	≤11.00	PASS
11AC20SISO	Ant1	5240	2.91	0.32	3.23	≤11.00	PASS
11AC40SISO	Ant1	5190	-1.72	2.00	0.28	≤11.00	PASS
11AC40SISO	Ant1	5230	-0.53	0.72	0.19	≤11.00	PASS
11AC80SISO	Ant1	5210	-2.88	2.35	-0.53	≤11.00	PASS

Note: 1.The cable loss are compensated in the graph.

Test Mode	Antenna	Frequency [MHz]	Reading Result [dBm/500KHz]	DC Factor [dB]	Result [dBm/500KHz]	Limit [dBm/500KHz]	Verdict
11A	Ant1	5745	1.65	0.30	1.95	≤30.00	PASS
11A	Ant1	5785	1.07	0.20	1.27	≤30.00	PASS
11A	Ant1	5825	1.09	0.32	1.41	≤30.00	PASS
11N20SISO	Ant1	5745	1.94	0.31	2.25	≤30.00	PASS
11N20SISO	Ant1	5785	0.79	0.35	1.14	≤30.00	PASS
11N20SISO	Ant1	5825	0.25	0.20	0.45	≤30.00	PASS
11N40SISO	Ant1	5755	-1.28	0.56	-0.72	≤30.00	PASS
11N40SISO	Ant1	5795	-1.96	0.64	-1.32	≤30.00	PASS
11AC20SISO	Ant1	5745	-5.19	0.37	-4.82	≤30.00	PASS
11AC20SISO	Ant1	5785	0.14	0.35	0.49	≤30.00	PASS
11AC20SISO	Ant1	5825	-0.12	0.26	0.14	≤30.00	PASS
11AC40SISO	Ant1	5755	-2.29	0.75	-1.54	≤30.00	PASS
11AC40SISO	Ant1	5795	-2.62	1.06	-1.56	≤30.00	PASS
11AC80SISO	Ant1	5775	-4.46	1.30	-3.16	≤30.00	PASS

Note: 1.The cable loss are compensated in the graph.

Test Graphs

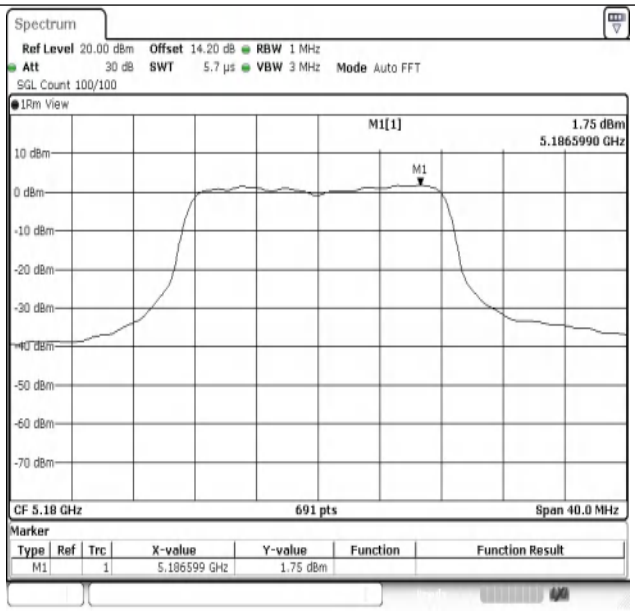

11A-Ant1-5180-PASS

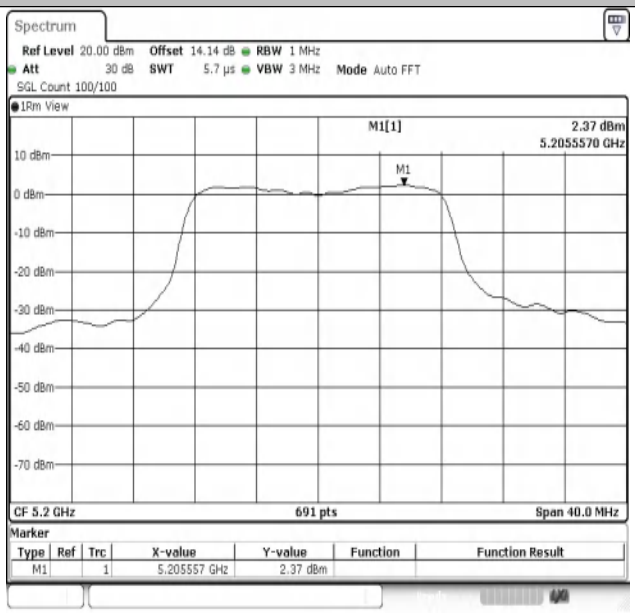

11A-Ant1-5200-PASS

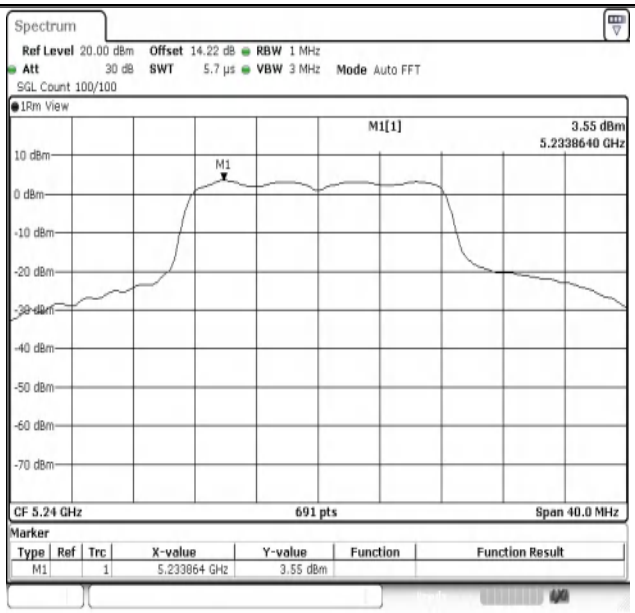

11A-Ant1-5240-PASS

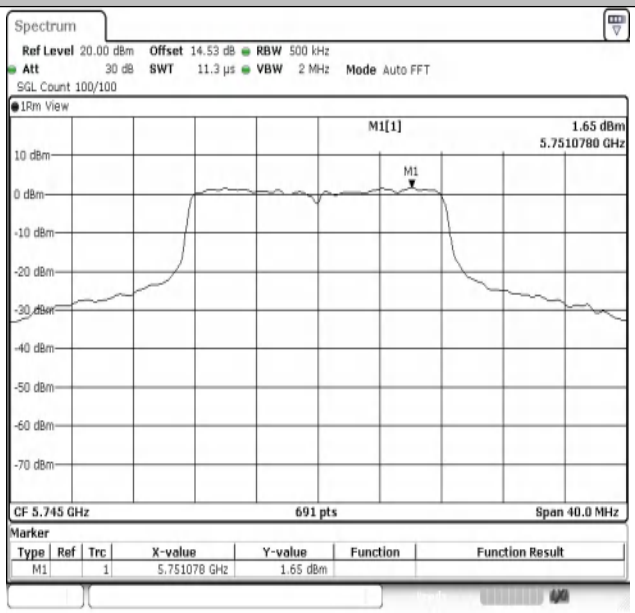

11A-Ant1-5745-PASS

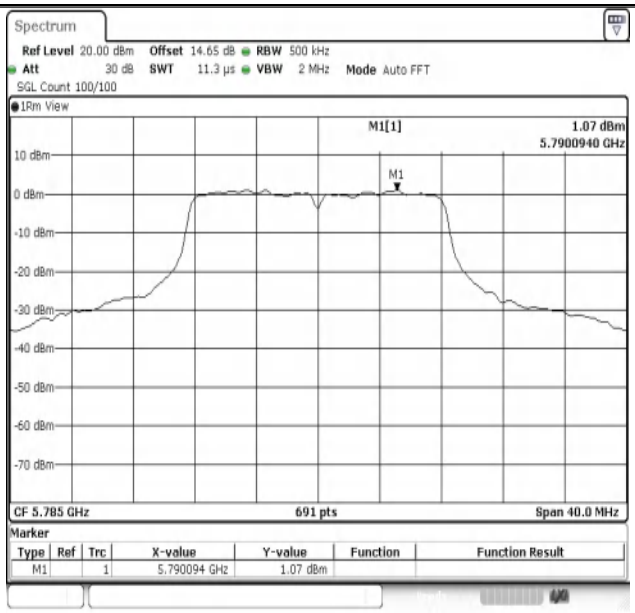

11A-Ant1-5785-PASS

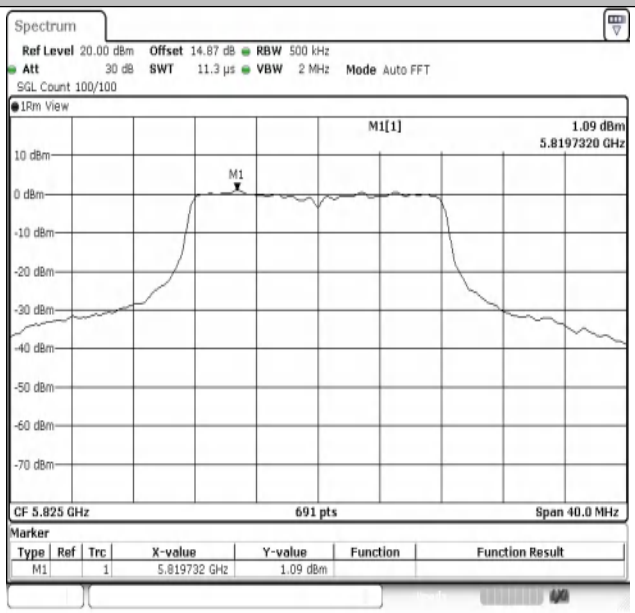

11A-Ant1-5825-PASS

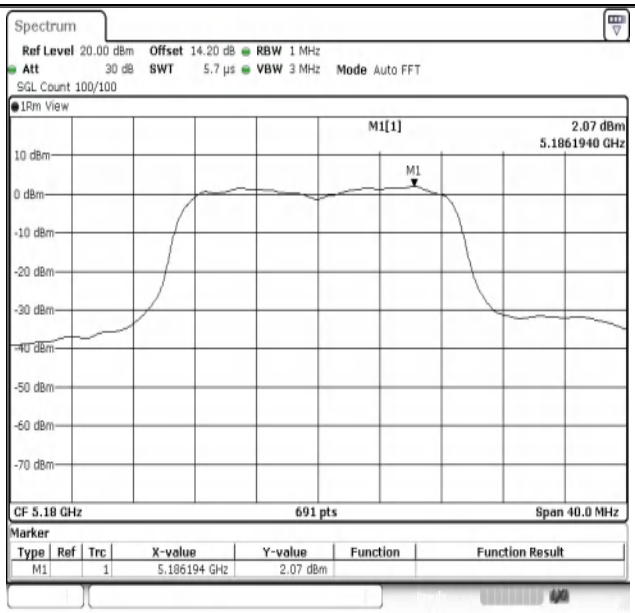

11N20SISO-Ant1-5180-PASS

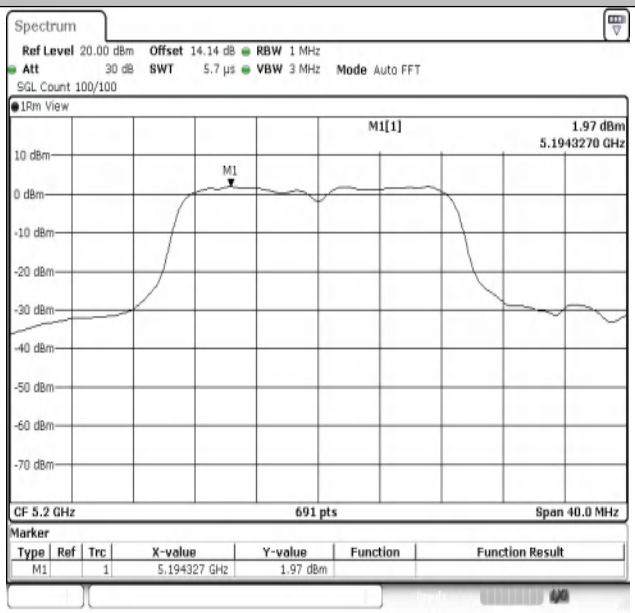

11N20SISO-Ant1-5200-PASS

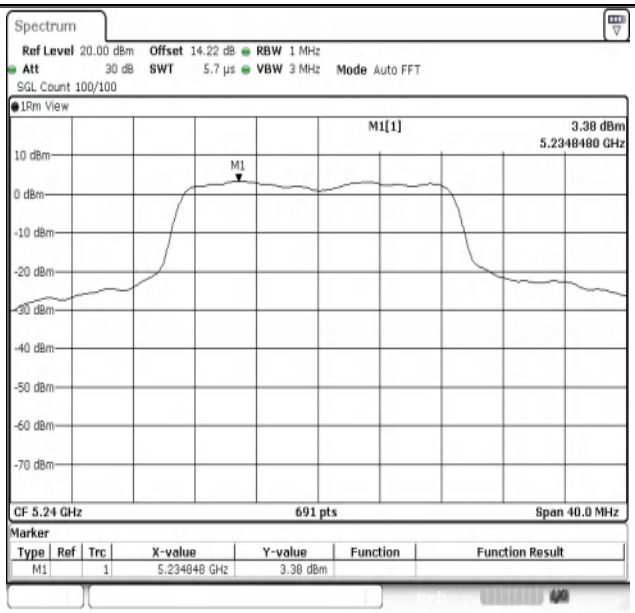

11N20SISO-Ant1-5240-PASS

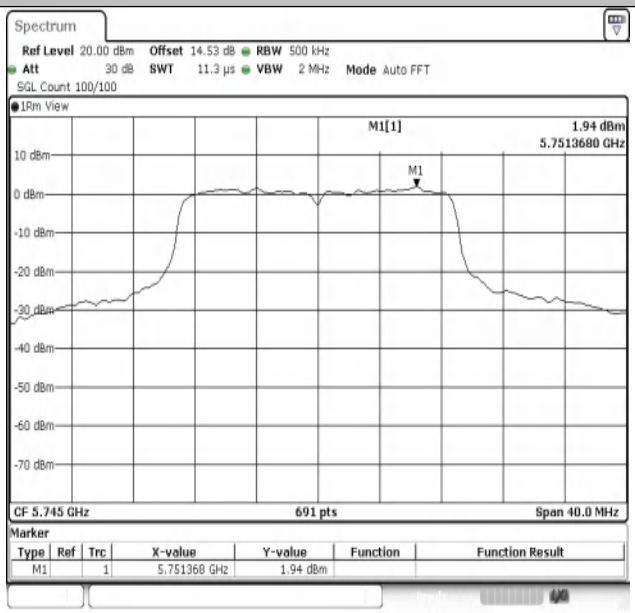

11N20SISO-Ant1-5745-PASS

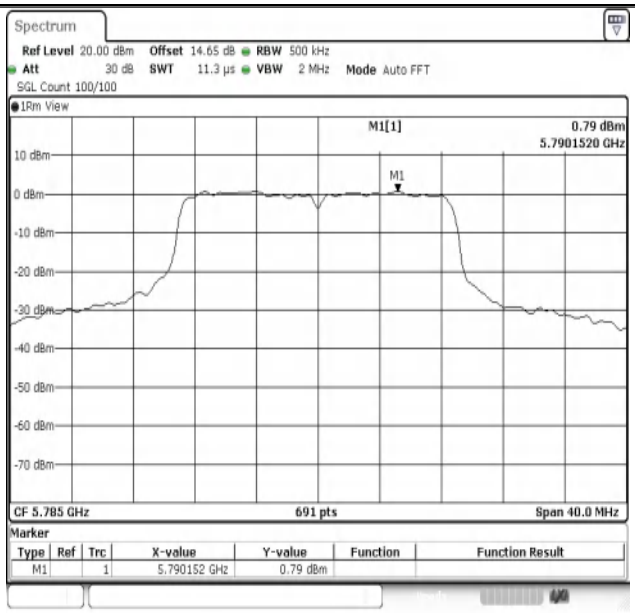

11N20SISO-Ant1-5785-PASS

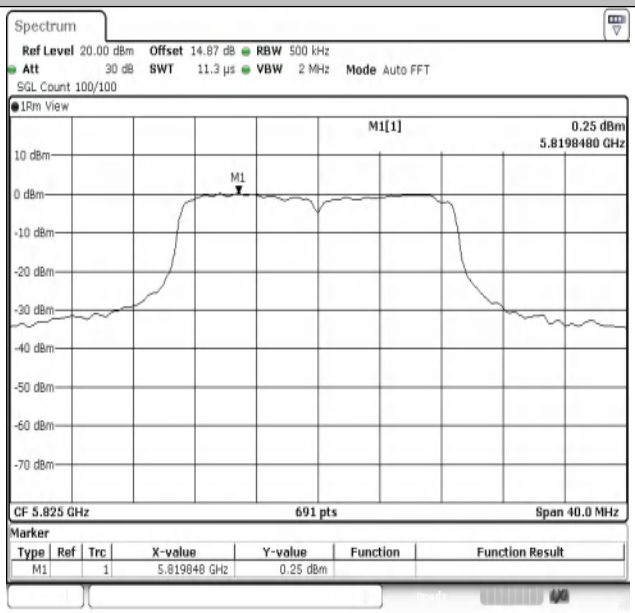

11N20SISO-Ant1-5825-PASS

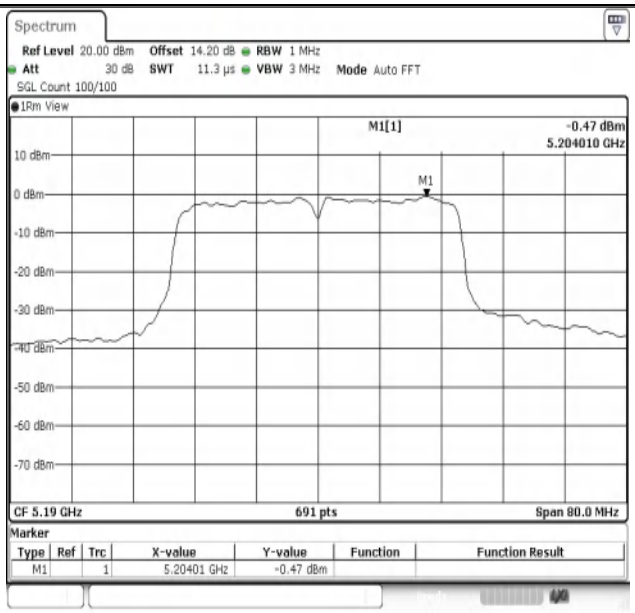

11N40SISO-Ant1-5190-PASS

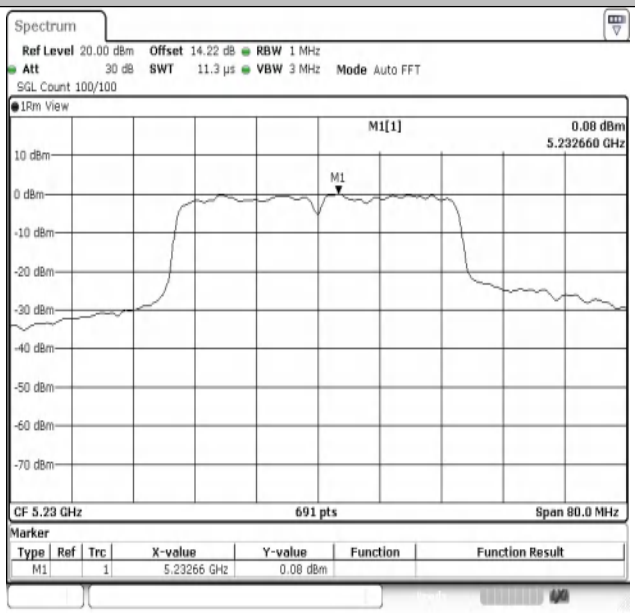

11N40SISO-Ant1-5230-PASS

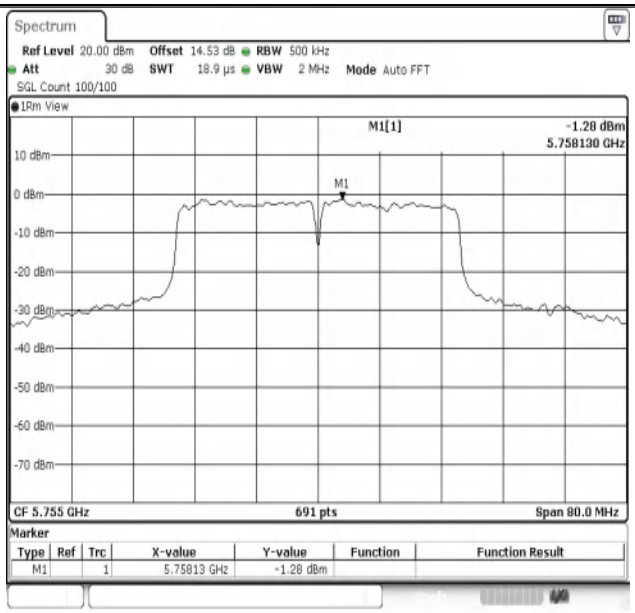

11N40SISO-Ant1-5755-PASS

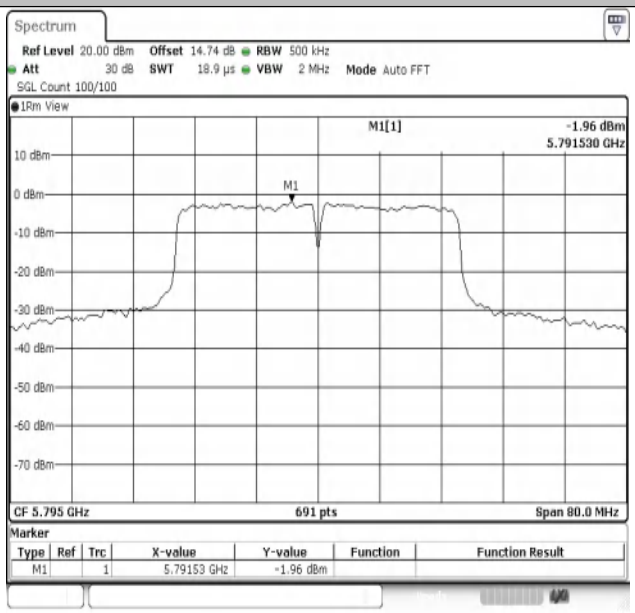

11N40SISO-Ant1-5795-PASS

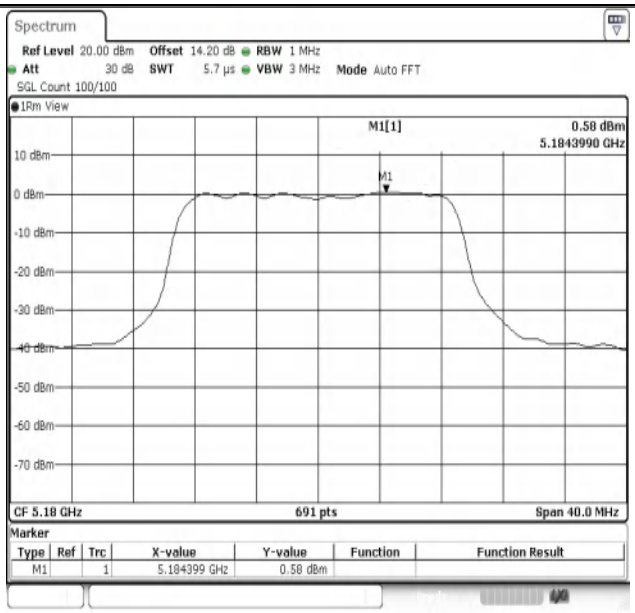

11AC20SISO-Ant1-5180-PASS

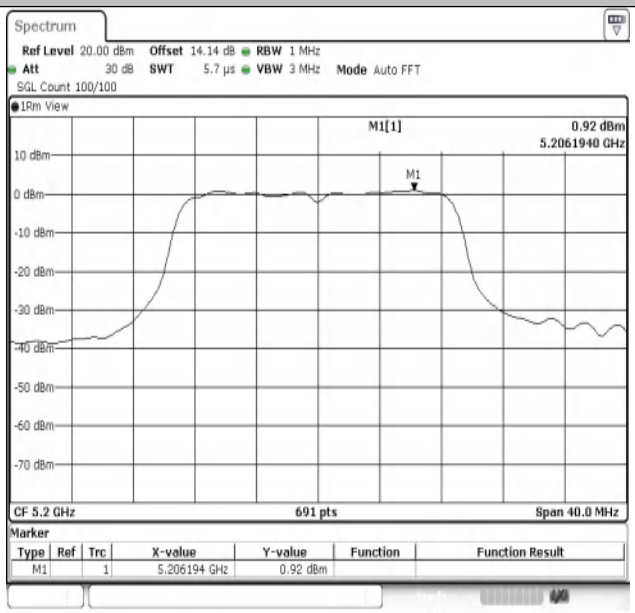

11AC20SISO-Ant1-5200-PASS

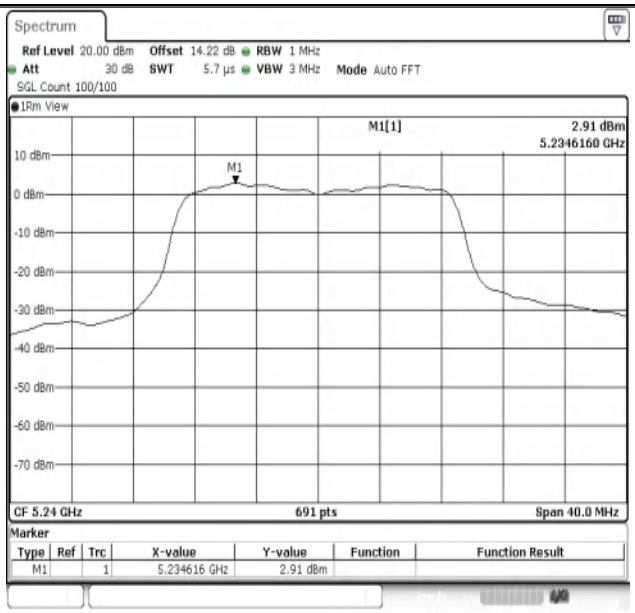

11AC20SISO-Ant1-5240-PASS

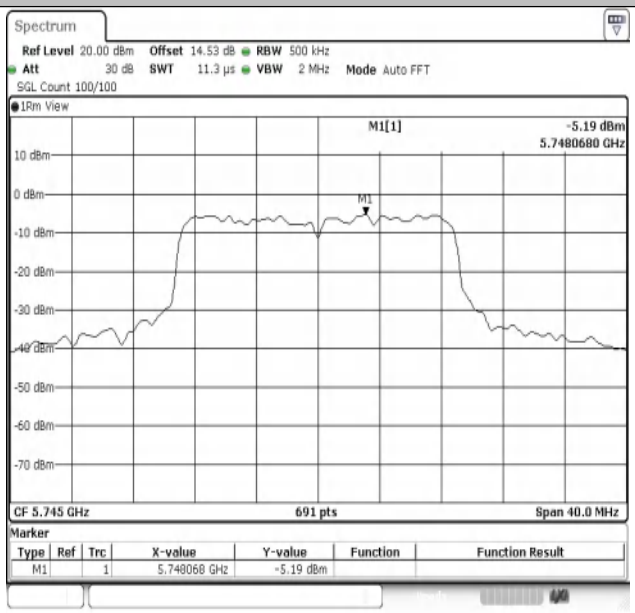

11AC20SISO-Ant1-5745-PASS

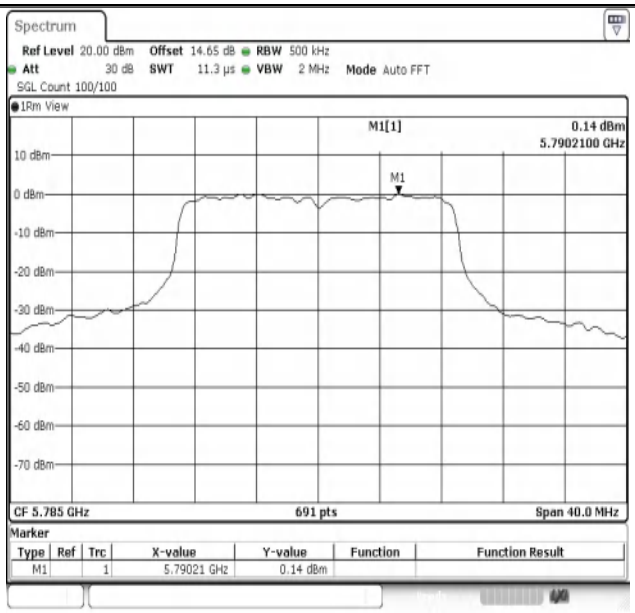

11AC20SISO-Ant1-5785-PASS

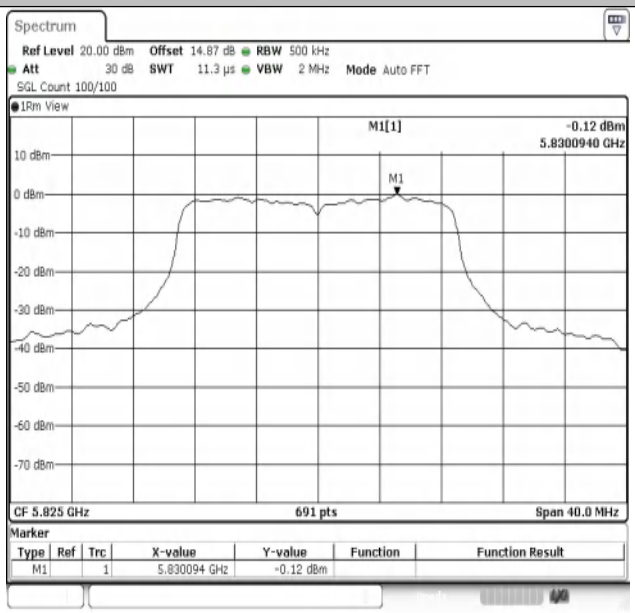

11AC20SISO-Ant1-5825-PASS

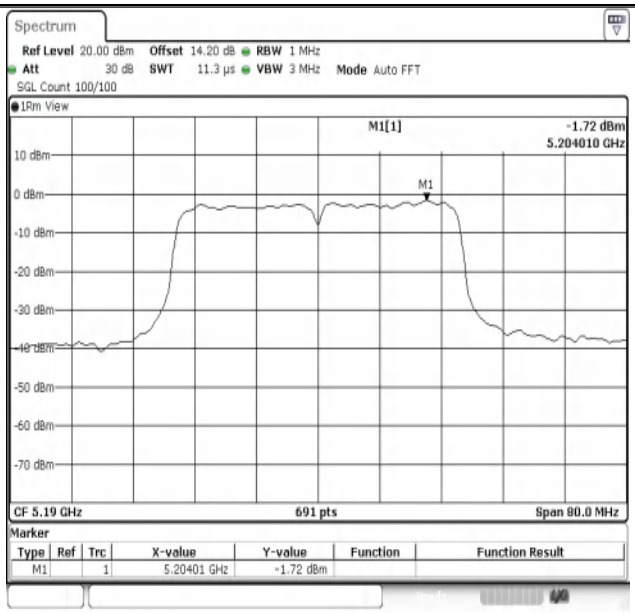

11AC40SISO-Ant1-5190-PASS

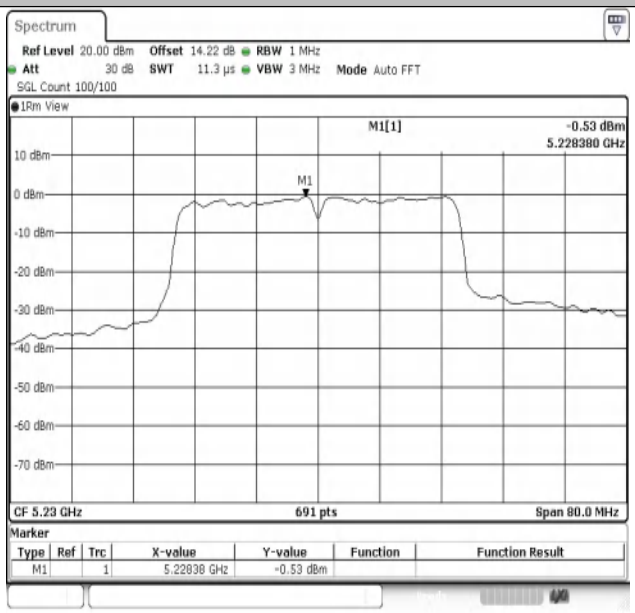

11AC40SISO-Ant1-5230-PASS

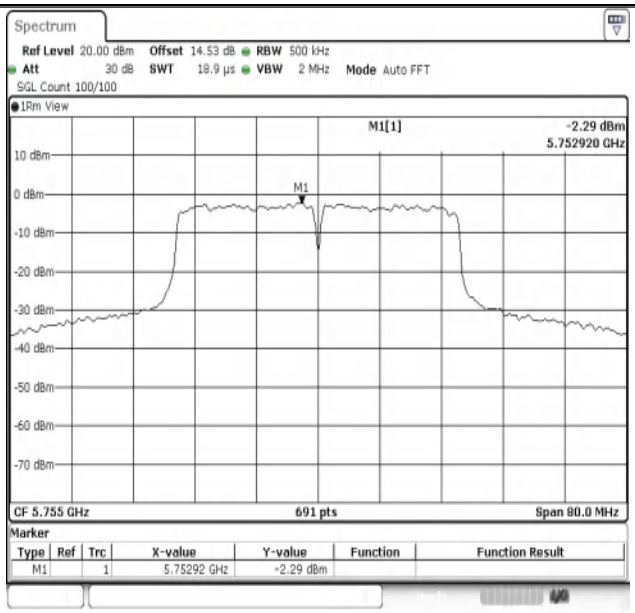

11AC40SISO-Ant1-5755-PASS

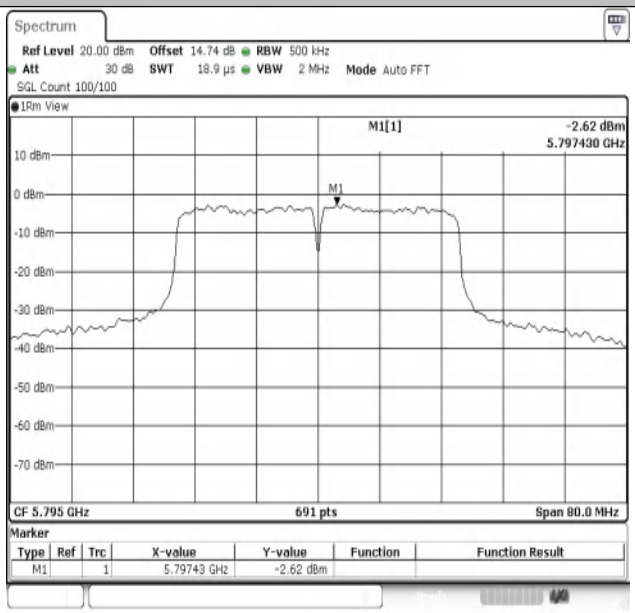

11AC40SISO-Ant1-5795-PASS

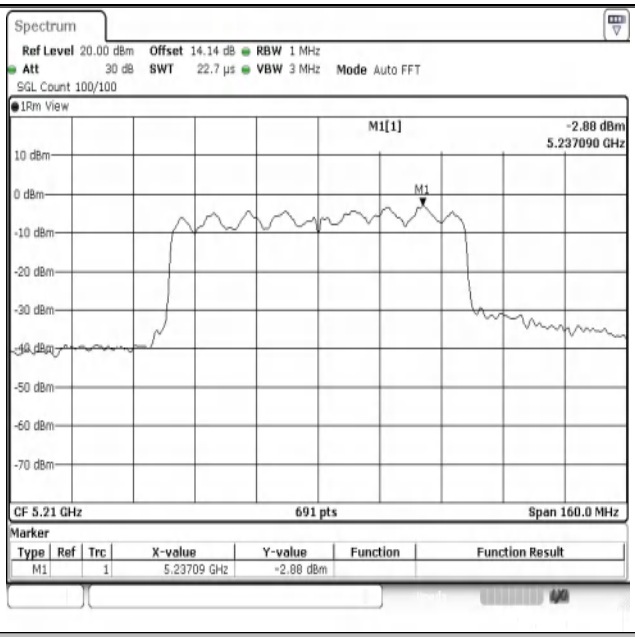

11AC80SISO-Ant1-5210-PASS

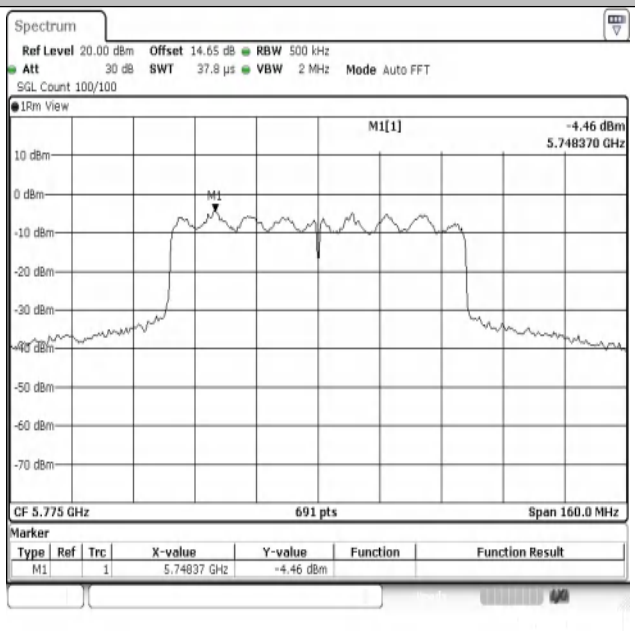

11AC80SISO-Ant1-5775-PASS

Appendix E: Band edge measurements

Test Result B1

Test Mode	Antenna	ChName	Frequency[MHz]	Result[dBm/MHz]	Limit[dBm/MHz]	Verdict
11A	Ant1	Low	5180	-32.79	≤-27	PASS
11A	Ant1	High	5240	-43.61	≤-27	PASS
11N20SISO	Ant1	Low	5180	-30.58	≤-27	PASS
11N20SISO	Ant1	High	5240	-44.94	≤-27	PASS
11N40SISO	Ant1	Low	5190	-32.95	≤-27	PASS
11N40SISO	Ant1	High	5230	-44.36	≤-27	PASS
11AC20SISO	Ant1	Low	5180	-31.92	≤-27	PASS
11AC20SISO	Ant1	High	5240	-44.17	≤-27	PASS
11AC40SISO	Ant1	Low	5190	-31.51	≤-27	PASS
11AC40SISO	Ant1	High	5230	-44.47	≤-27	PASS
11AC80SISO	Ant1	Low	5210	-27.93	≤-27	PASS
11AC80SISO	Ant1	High	5210	-38.23	≤-27	PASS

Note: The margin is at least greater than the antenna gain plus the cable loss.

Test Result B4

Test Mode	Antenna	Ch. Name	Frequency [MHz]	FreqRange [MHz]	Result [dBm/MHz]	Limit [dBm/MHz]	Verdict
11A	Ant1	Low	5745	5720~5725	-22.95	≤21.30	PASS
11A	Ant1	Low	5745	5700~5720	-39.41	≤12.10	PASS
11A	Ant1	Low	5745	5650~5700	-44.35	≤-25.52	PASS
11A	Ant1	Low	5745	5760~5650	-46.14	≤-27	PASS
11A	Ant1	High	5825	5850~5855	-42.14	≤16.10	PASS
11A	Ant1	High	5825	5855~5875	-44.51	≤10.84	PASS
11A	Ant1	High	5825	5875~5925	-46.1	≤-26.87	PASS
11A	Ant1	High	5825	5925~5935	-44.79	≤-27	PASS
11N20SISO	Ant1	Low	5745	5720~5725	-14.51	≤27.00	PASS
11N20SISO	Ant1	Low	5745	5700~5720	-32.99	≤15.60	PASS
11N20SISO	Ant1	Low	5745	5650~5700	-47.8	≤-26.75	PASS
11N20SISO	Ant1	Low	5745	5760~5650	-46.73	≤-27	PASS
11N20SISO	Ant1	High	5825	5850~5855	-44.13	≤15.65	PASS
11N20SISO	Ant1	High	5825	5855~5875	-43.51	≤11.44	PASS
11N20SISO	Ant1	High	5825	5875~5925	-45.46	≤-26.15	PASS
11N20SISO	Ant1	High	5825	5925~5935	-46.01	≤-27	PASS
11N40SISO	Ant1	Low	5755	5720~5725	-19.82	≤17.24	PASS
11N40SISO	Ant1	Low	5755	5700~5720	-19.54	≤15.25	PASS
11N40SISO	Ant1	Low	5755	5650~5700	-47.97	≤-26.65	PASS

11N40SISO	Ant1	Low	5755	5780~5650	-47.26	≤-27	PASS
11N40SISO	Ant1	High	5795	5850~5855	-40.39	≤15.85	PASS
11N40SISO	Ant1	High	5795	5855~5875	-39.37	≤11.81	PASS
11N40SISO	Ant1	High	5795	5875~5925	-46.86	≤-26.97	PASS
11N40SISO	Ant1	High	5795	5925~5935	-45.17	≤-27	PASS
11AC20SISO	Ant1	Low	5745	5720~5725	-27.24	≤17.12	PASS
11AC20SISO	Ant1	Low	5745	5700~5720	-30.13	≤15.60	PASS
11AC20SISO	Ant1	Low	5745	5650~5700	-46.38	≤-26.51	PASS
11AC20SISO	Ant1	Low	5745	5760~5650	-46.01	≤-27	PASS
11AC20SISO	Ant1	High	5825	5850~5855	-33.97	≤26.80	PASS
11AC20SISO	Ant1	High	5825	5855~5875	-45.53	≤10.29	PASS
11AC20SISO	Ant1	High	5825	5875~5925	-46.11	≤-26.87	PASS
11AC20SISO	Ant1	High	5825	5925~5935	-44.75	≤-27	PASS
11AC40SISO	Ant1	Low	5755	5720~5725	-21.19	≤15.90	PASS
11AC40SISO	Ant1	Low	5755	5700~5720	-21.8	≤13.99	PASS
11AC40SISO	Ant1	Low	5755	5650~5700	-47.21	≤-26.94	PASS
11AC40SISO	Ant1	Low	5755	5780~5650	-45.45	≤-27	PASS
11AC40SISO	Ant1	High	5795	5850~5855	-41.52	≤19.12	PASS
11AC40SISO	Ant1	High	5795	5855~5875	-43.45	≤10.81	PASS
11AC40SISO	Ant1	High	5795	5875~5925	-46.71	≤-26.97	PASS
11AC40SISO	Ant1	High	5795	5925~5935	-45.53	≤-27	PASS
11AC80SISO	Ant1	Low	5775	5720~5725	-23.51	≤16.18	PASS
11AC80SISO	Ant1	Low	5775	5700~5720	-21.58	≤12.21	PASS
11AC80SISO	Ant1	Low	5775	5650~5700	-43.09	≤-26.88	PASS
11AC80SISO	Ant1	Low	5775	5800~5650	-42.72	≤-27	PASS
11AC80SISO	Ant1	High	5775	5850~5855	-28.37	≤15.98	PASS
11AC80SISO	Ant1	High	5775	5855~5875	-26.91	≤11.22	PASS
11AC80SISO	Ant1	High	5775	5875~5925	-45.38	≤-26.86	PASS
11AC80SISO	Ant1	High	5775	5925~5935	-45.51	≤-27	PASS

Test Graphs B1

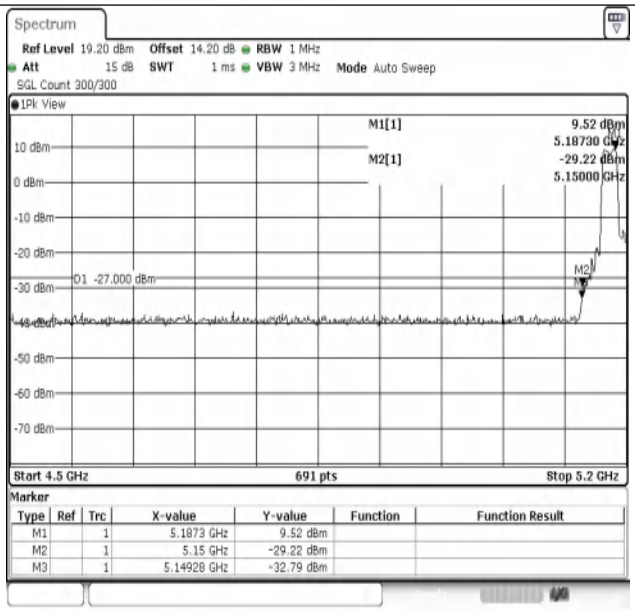

11A-Ant1-5180-PASS

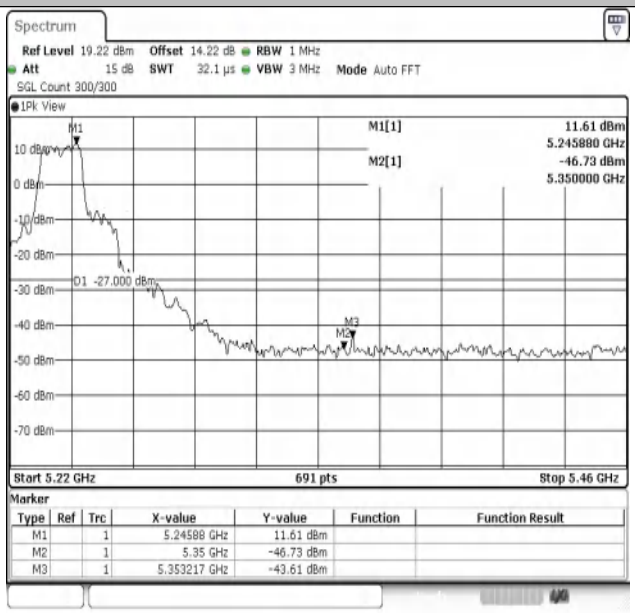

11A-Ant1-5240-PASS

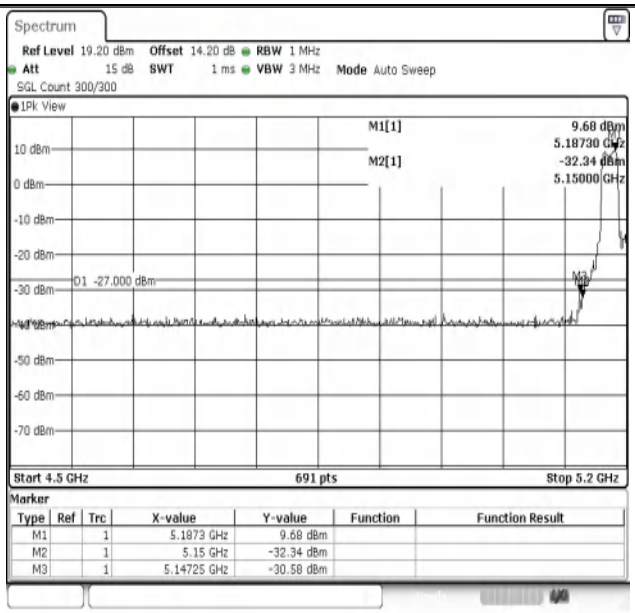

11N20SISO-Ant1-5180-PASS

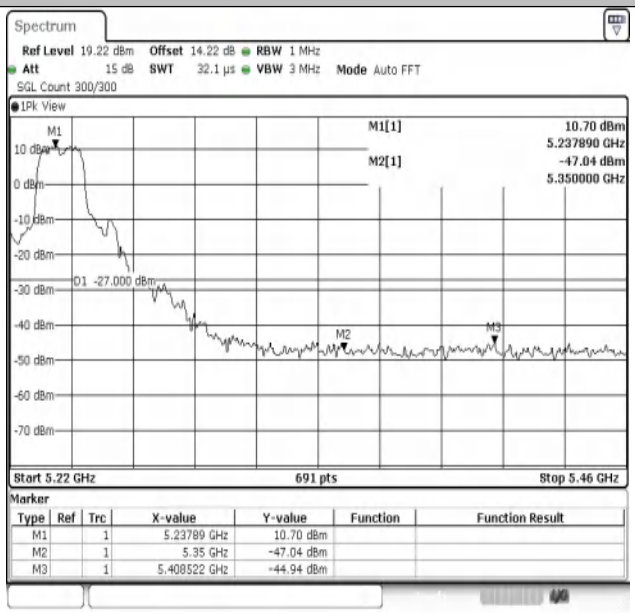

11N20SISO-Ant1-5240-PASS

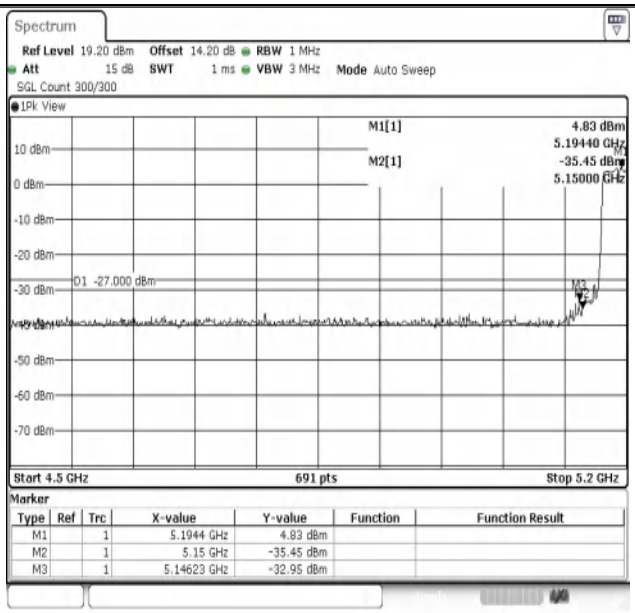

11N40SISO-Ant1-5190-PASS

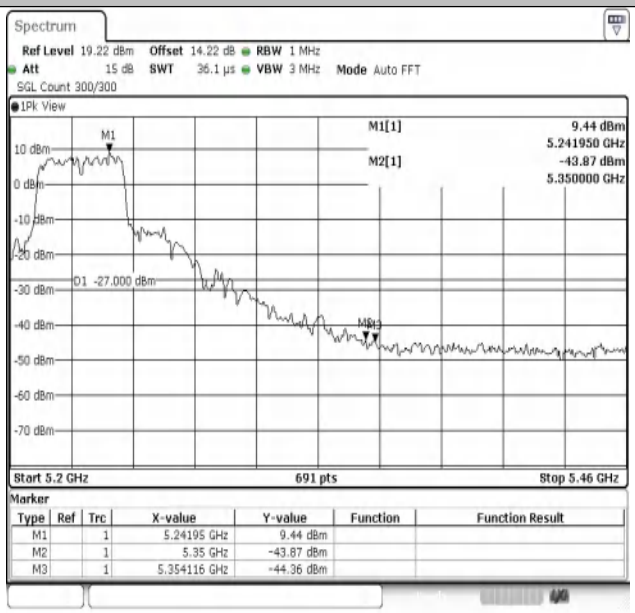

11N40SISO-Ant1-5230-PASS

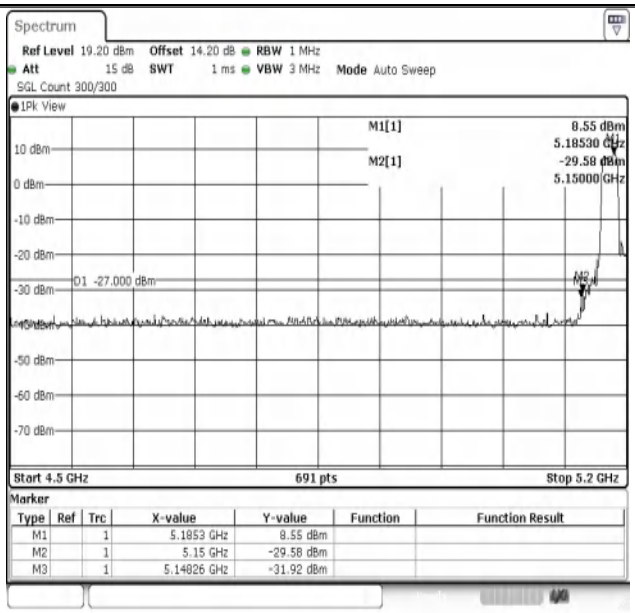

11AC20SISO-Ant1-5180-PASS

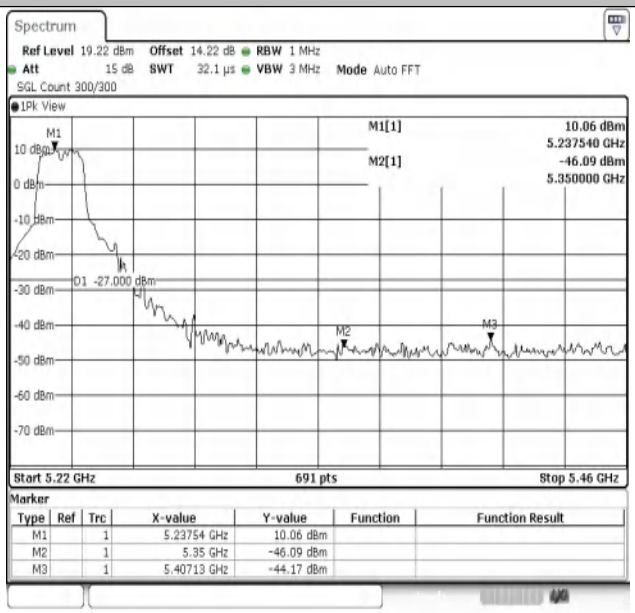

11AC20SISO-Ant1-5240-PASS

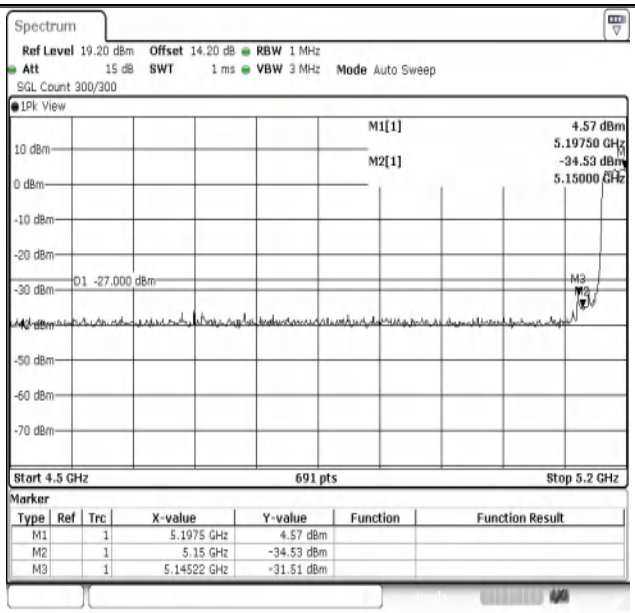

11AC40SISO-Ant1-5190-PASS

11AC40SISO-Ant1-5230-PASS

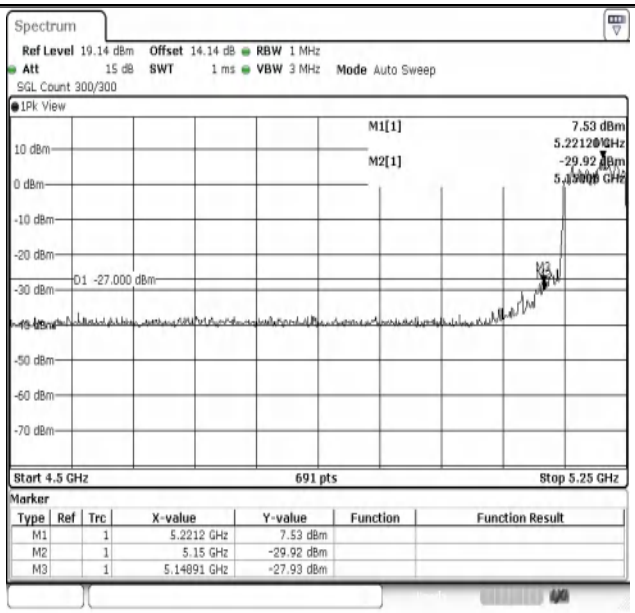

11AC80SISO-Ant1-5210-PASS

11AC80SISO-Ant1-5210-PASS

Test Graphs B4

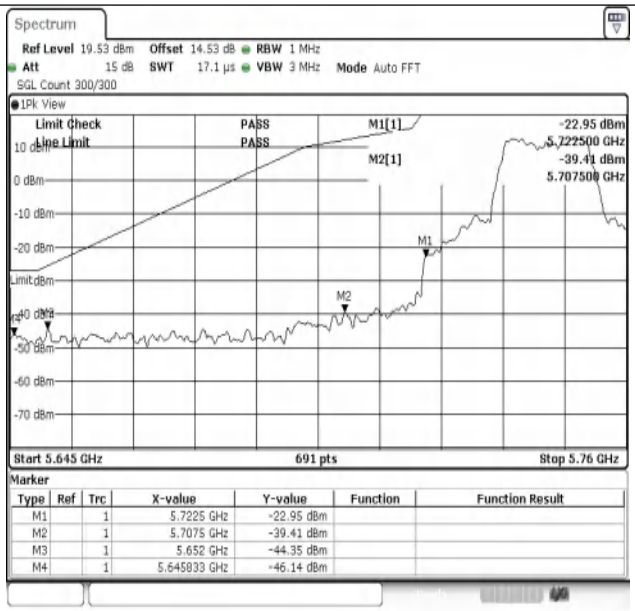

11A-Ant1-5745-PASS

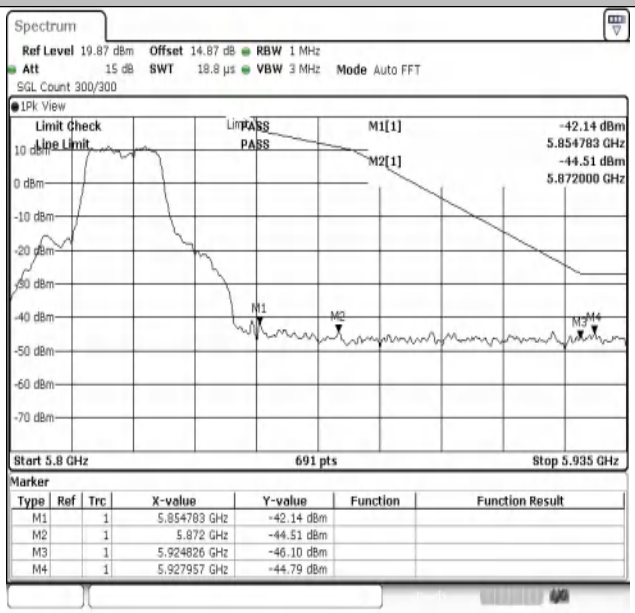

11A-Ant1-5825-PASS

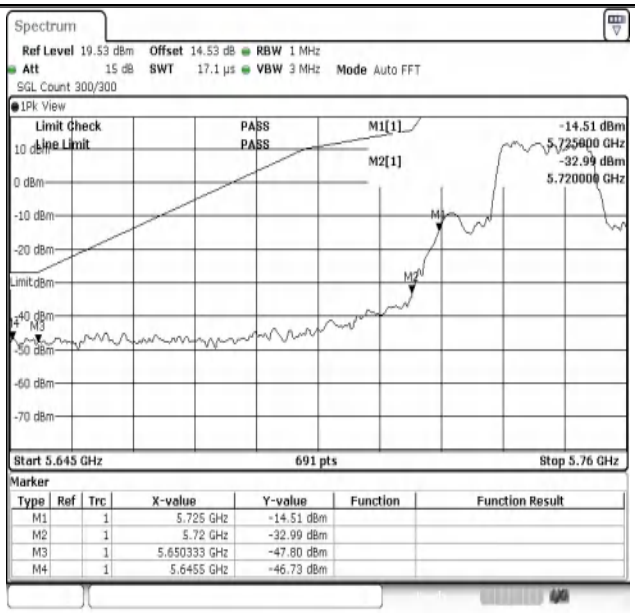

11N20SISO-Ant1-5745-PASS

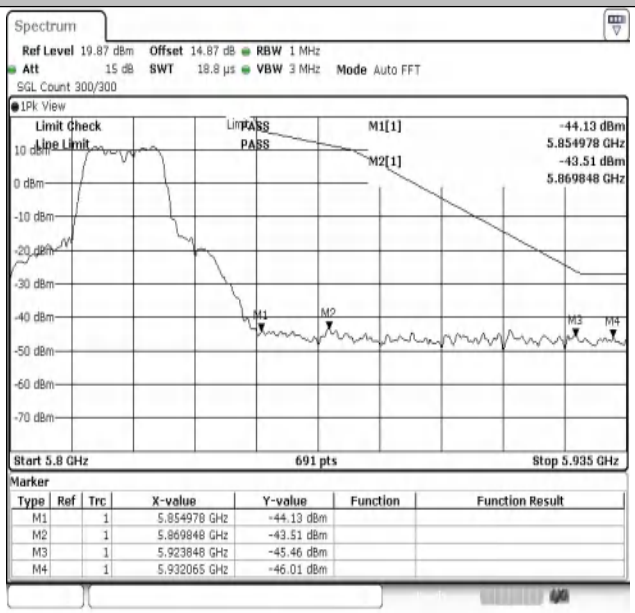

11N20SISO-Ant1-5825-PASS

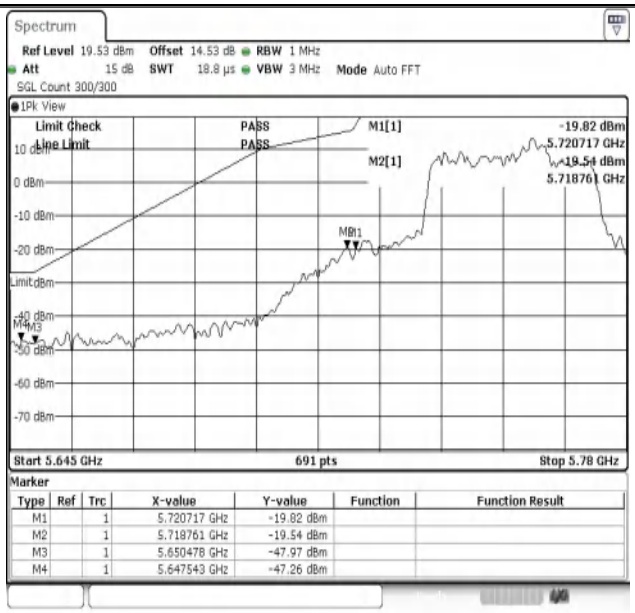

11N40SISO-Ant1-5755-PASS

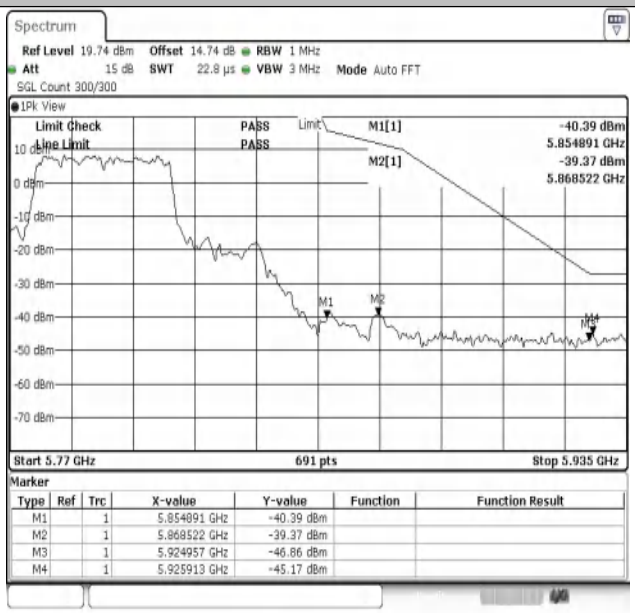

11N40SISO-Ant1-5795-PASS

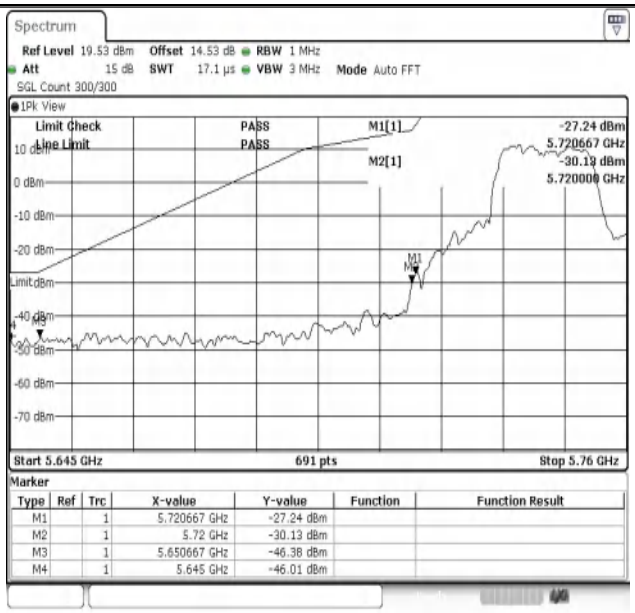

11AC20SISO-Ant1-5745-PASS

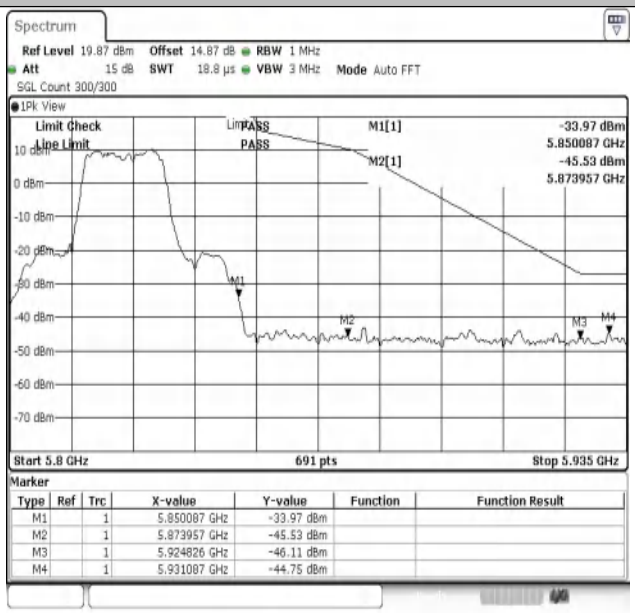

11AC20SISO-Ant1-5825-PASS

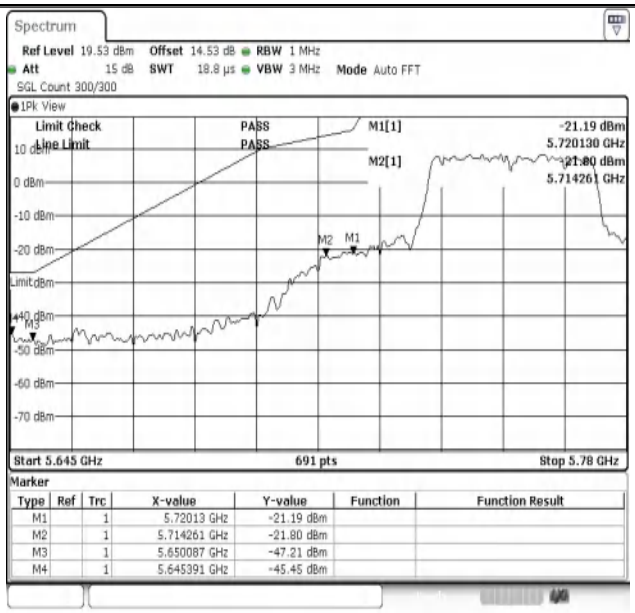

11AC40SISO-Ant1-5755-PASS

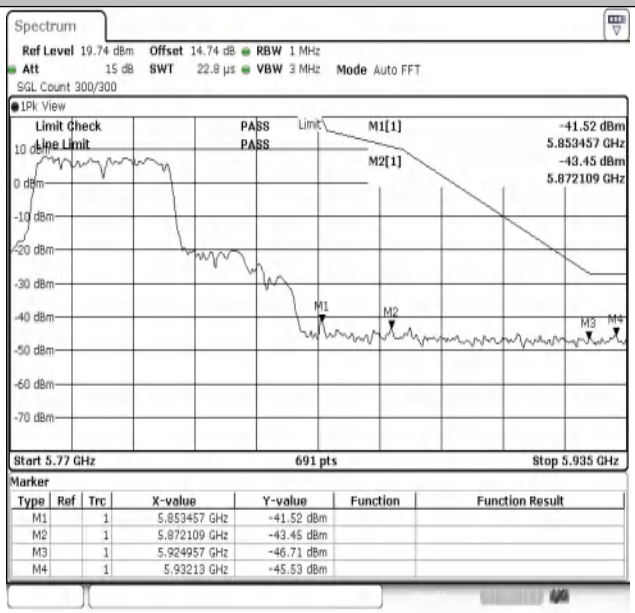

11AC40SISO-Ant1-5795-PASS

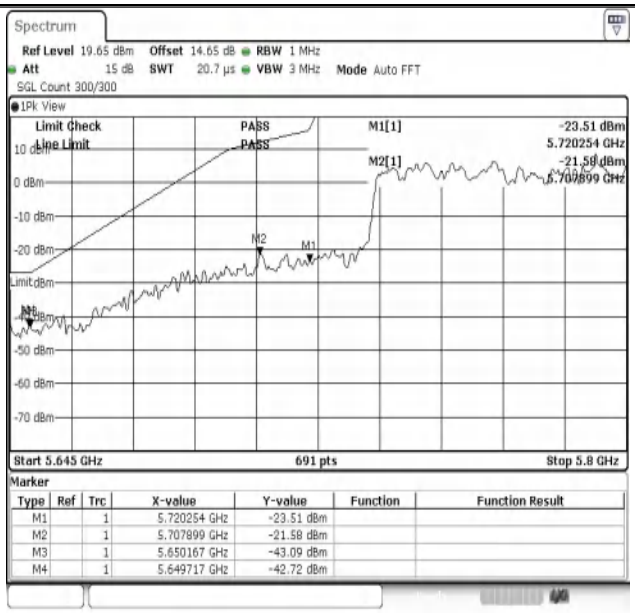

11AC80SISO-Ant1-5775-PASS

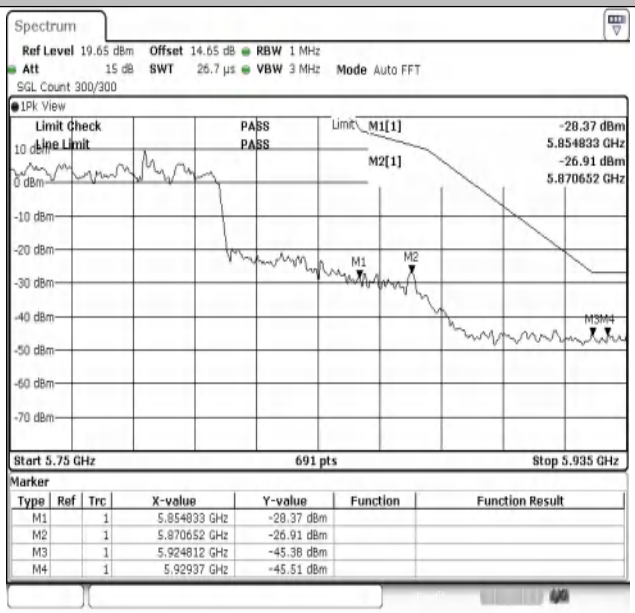

11AC80SISO-Ant1-5775-PASS

---End---