Appendix Test Data_Module1

Report No.:	1812C50024812501	Test Sample No.:	1-2-2
Start Test Date:	2025.1.17	Finish Test Date:	2025.1.22
Test Engineer:	Huisen Guan	Auditor:	Justin Feng
Temperature:	22.3℃	Relative Humidity:	45%
Pressure:	101kPa		

Appendix A: 6dB Bandwidth

Test Result

Test Mode	Antenna	Frequency[MHz]	6dB BW [MHz]	FL[MHz]	FH[MHz]	Limit[MHz]	Verdict
11B	Ant1	2412	10.36	2406.80	2417.16	0.5	PASS
11B	Ant1	2437	10.36	2431.80	2442.16	0.5	PASS
11B	Ant1	2462	10.36	2456.80	2467.16	0.5	PASS
11G	Ant1	2412	16.48	2403.76	2420.24	0.5	PASS
11G	Ant1	2437	16.44	2428.80	2445.24	0.5	PASS
11G	Ant1	2462	16.64	2453.68	2470.32	0.5	PASS
11N20SISO	Ant1	2412	17.64	2403.12	2420.76	0.5	PASS
11N20SISO	Ant1	2437	17.32	2428.32	2445.64	0.5	PASS
11N20SISO	Ant1	2462	17.52	2453.20	2470.72	0.5	PASS
11N40SISO	Ant1	2422	36.16	2403.92	2440.08	0.5	PASS
11N40SISO	Ant1	2437	36.16	2418.84	2455.00	0.5	PASS
11N40SISO	Ant1	2452	36.08	2433.92	2470.00	0.5	PASS

Test Graphs

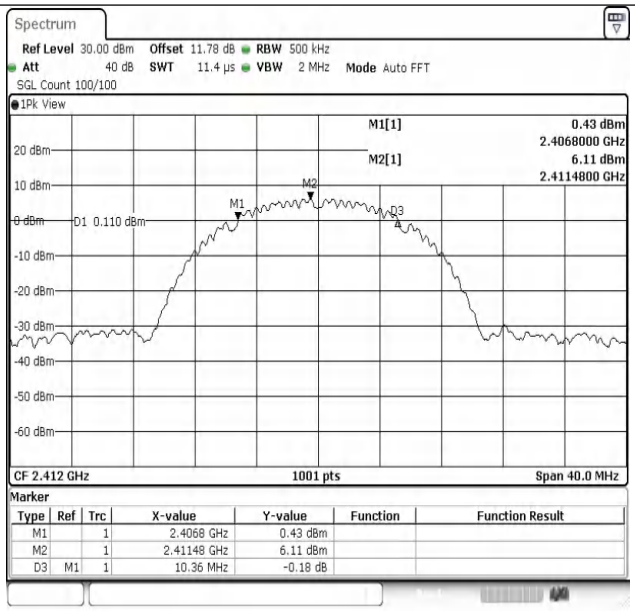

11B-Ant1-2412-PASS

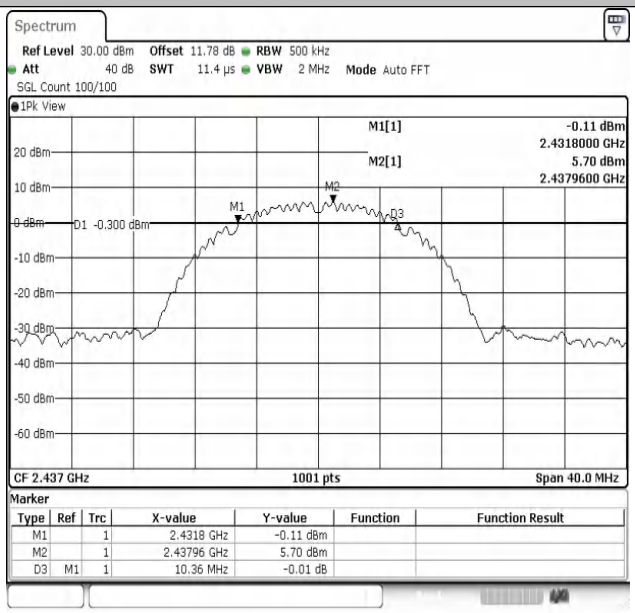

11B-Ant1-2437-PASS

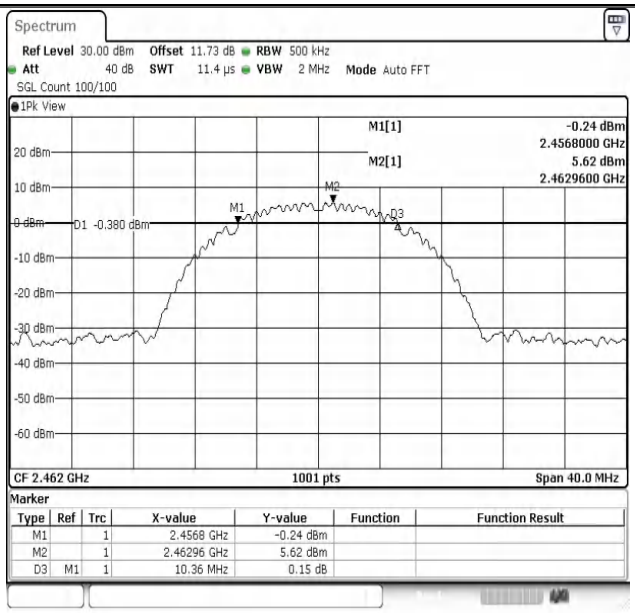

11B-Ant1-2462-PASS

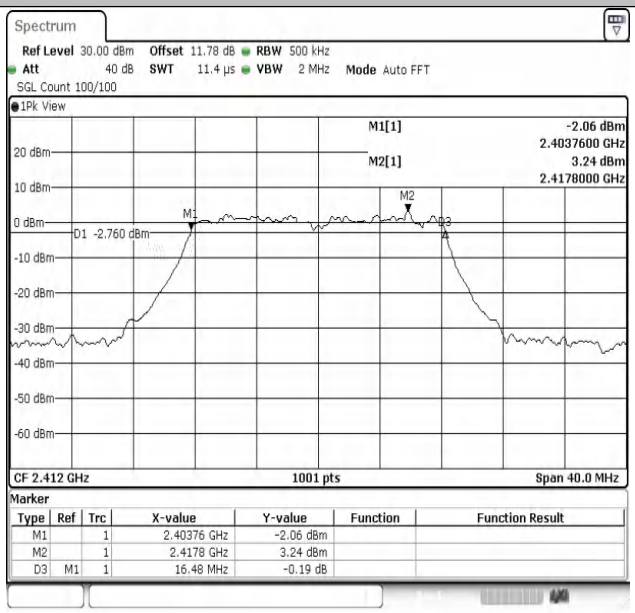

11G-Ant1-2412-PASS

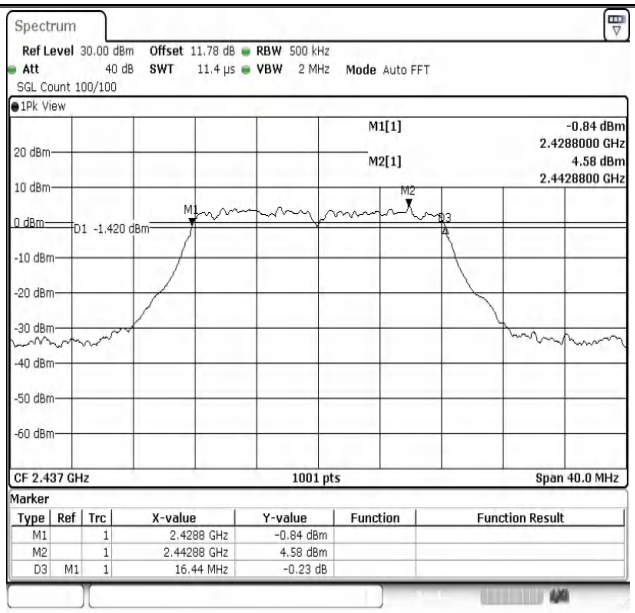

11G-Ant1-2437-PASS

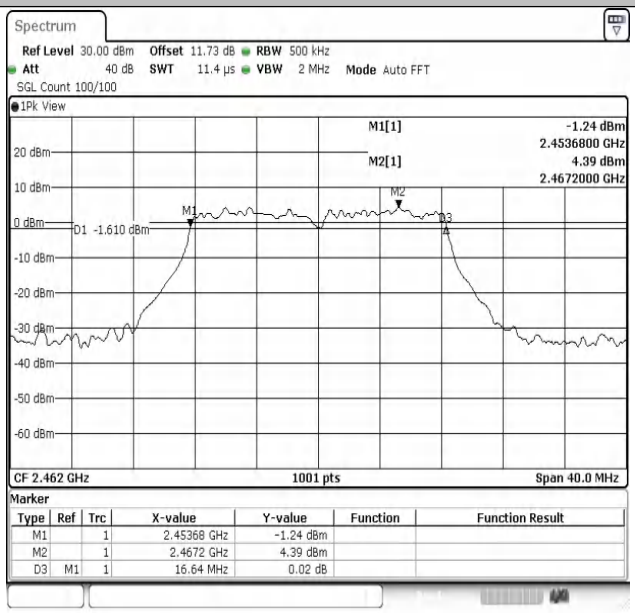

11G-Ant1-2462-PASS

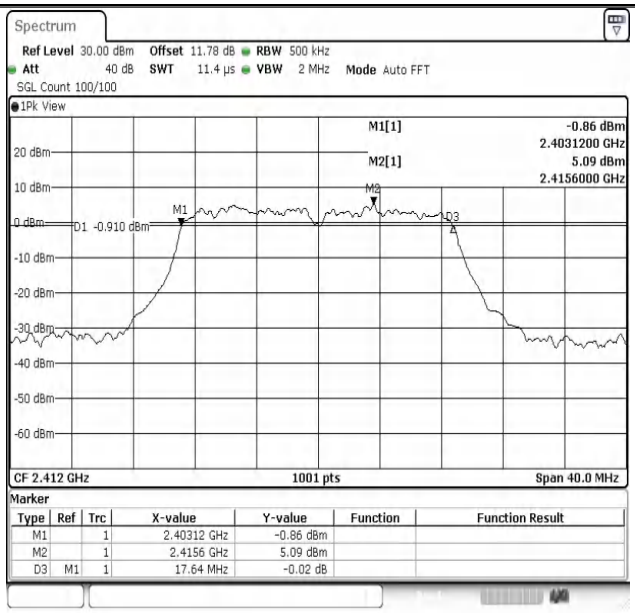

11N20SISO-Ant1-2412-PASS

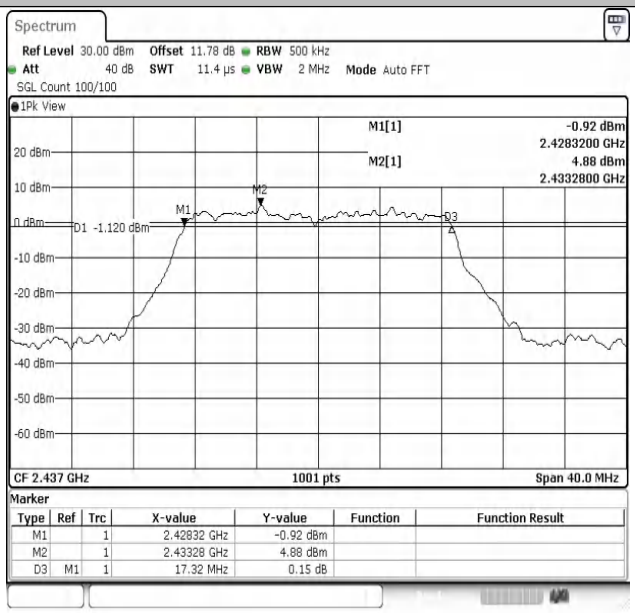

11N20SISO-Ant1-2437-PASS

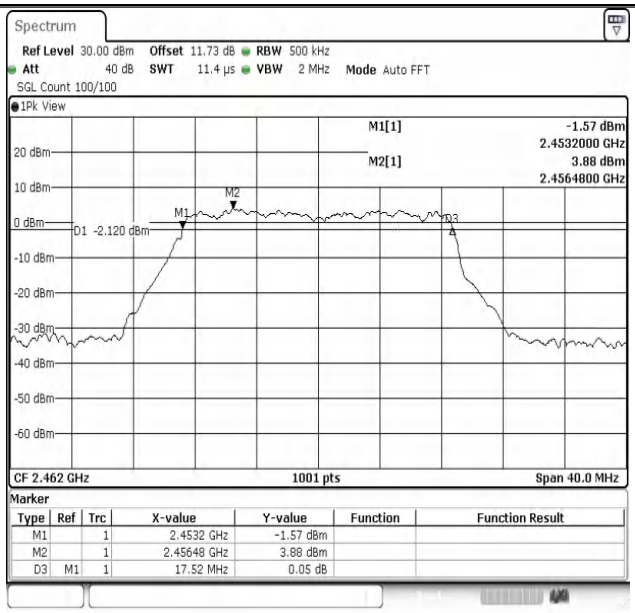

11N20SISO-Ant1-2462-PASS

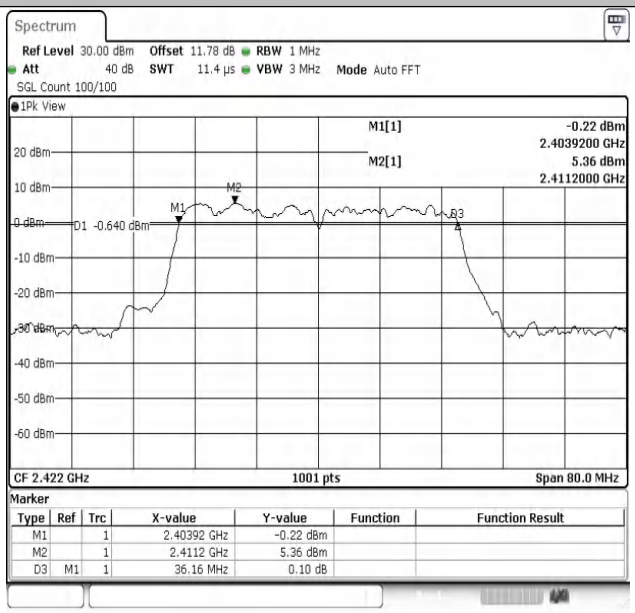

11N40SISO-Ant1-2422-PASS

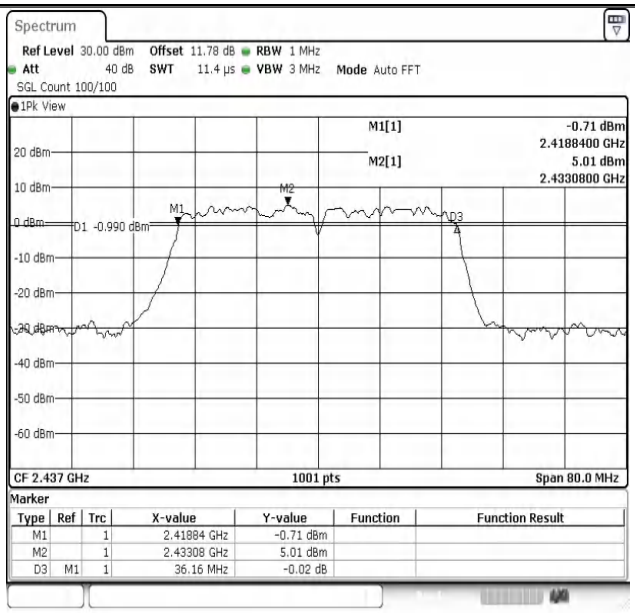

11N40SISO-Ant1-2437-PASS

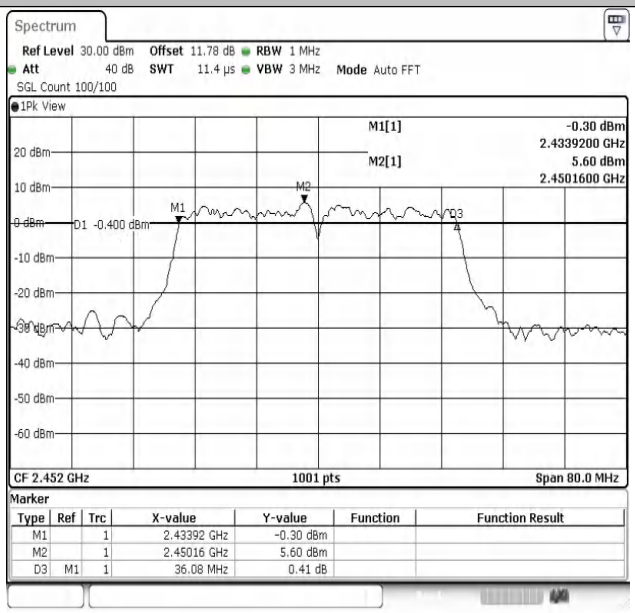

11N40SISO-Ant1-2452-PASS

Appendix B: 99% Occupied Bandwidth

Test Result

Test Mode	Antenna	Channel Frequency[MHz]	OCB [MHz]	FL[MHz]	FH[MHz]	Limit[MHz]	Verdict
11B	Ant1	2412	15.105	2404.4076	2419.5125	---	---
11B	Ant1	2437	15.145	2429.4076	2444.5524	---	---
11B	Ant1	2462	15.065	2454.4476	2469.5125	---	---
11G	Ant1	2412	16.863	2403.5285	2420.3916	---	---
11G	Ant1	2437	16.863	2428.4486	2445.3117	---	---
11G	Ant1	2462	16.663	2453.6883	2470.3516	---	---
11N20SISO	Ant1	2412	17.942	2403.0090	2420.9510	---	---
11N20SISO	Ant1	2437	18.222	2427.6893	2445.9111	---	---
11N20SISO	Ant1	2462	18.501	2452.5694	2471.0709	---	---
11N40SISO	Ant1	2422	36.763	2403.4585	2440.2218	---	---
11N40SISO	Ant1	2437	36.444	2418.6184	2455.0619	---	---
11N40SISO	Ant1	2452	36.364	2433.7782	2470.1419	---	---

Test Graphs

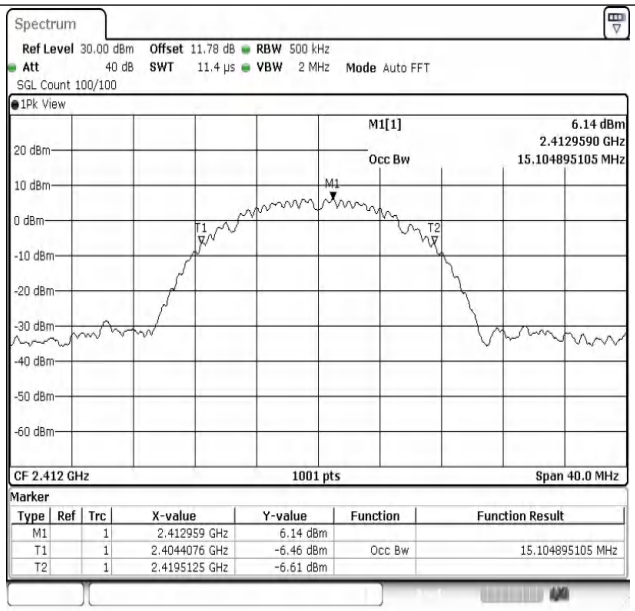

11B-Ant1-2412

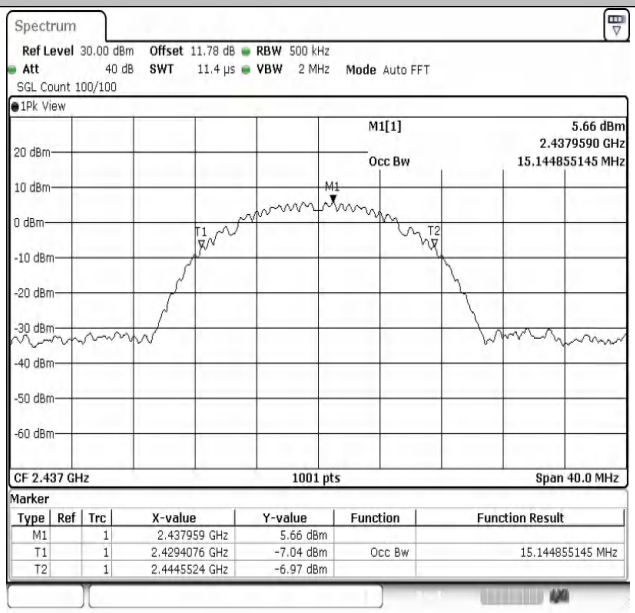

11B-Ant1-2437

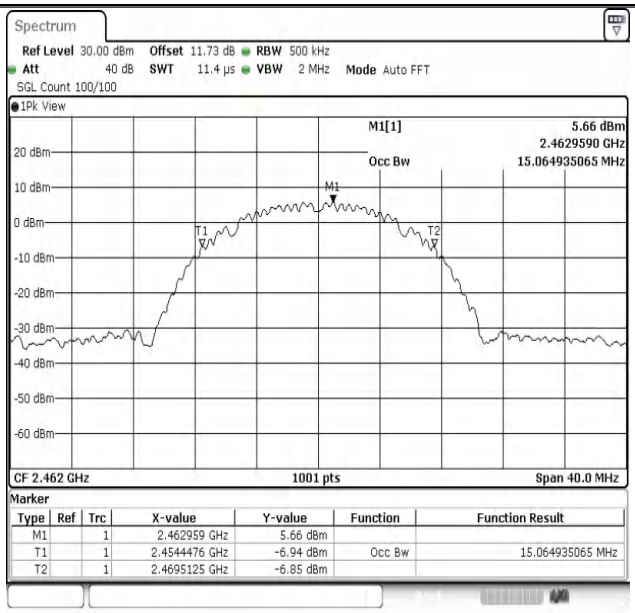

11B-Ant1-2462

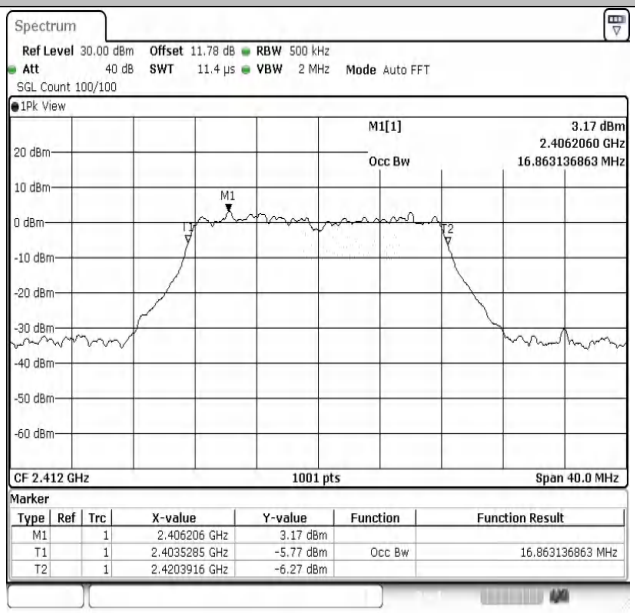

11G-Ant1-2412

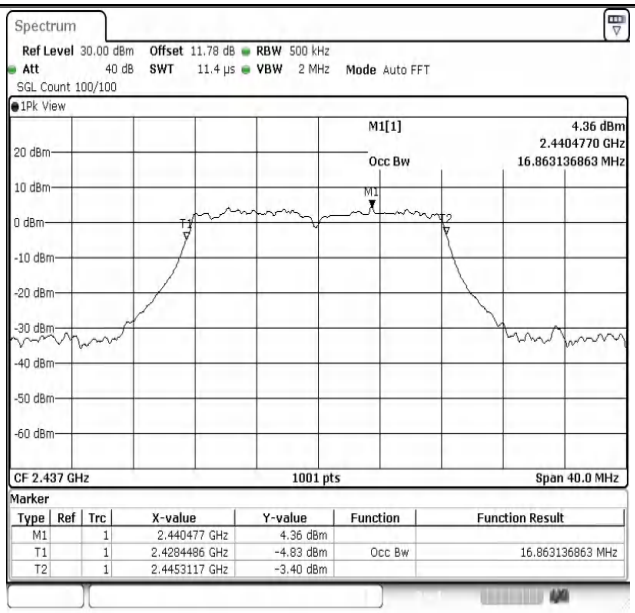

11G-Ant1-2437

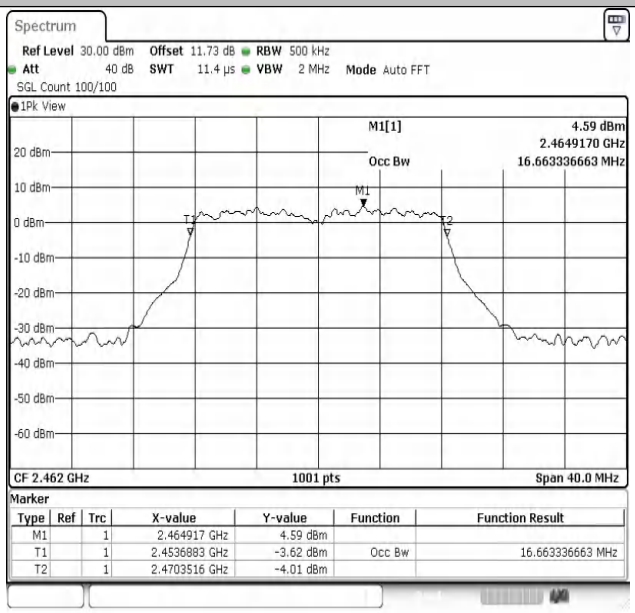

11G-Ant1-2462

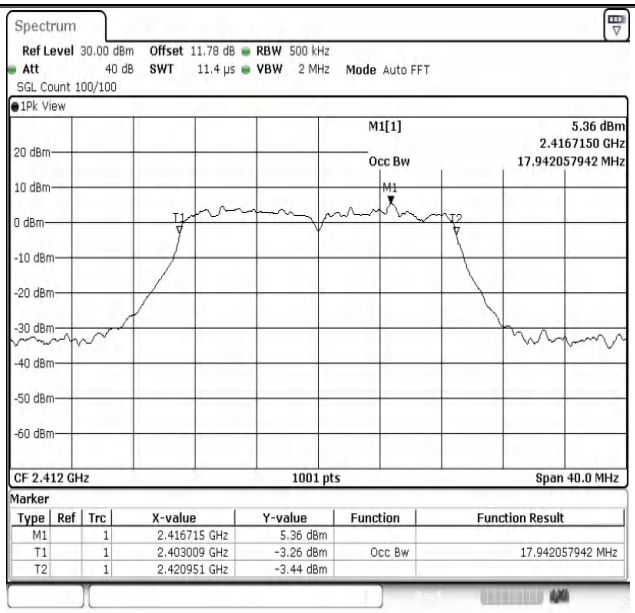

11N20SISO-Ant1-2412

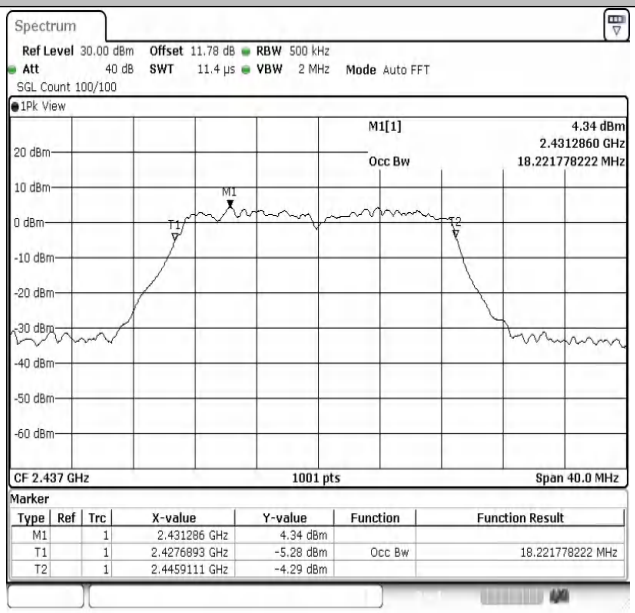

11N20SISO-Ant1-2437

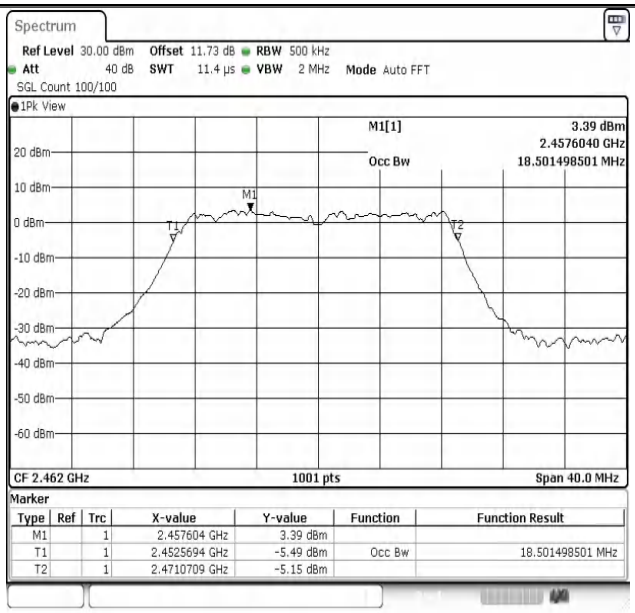

11N20SISO-Ant1-2462

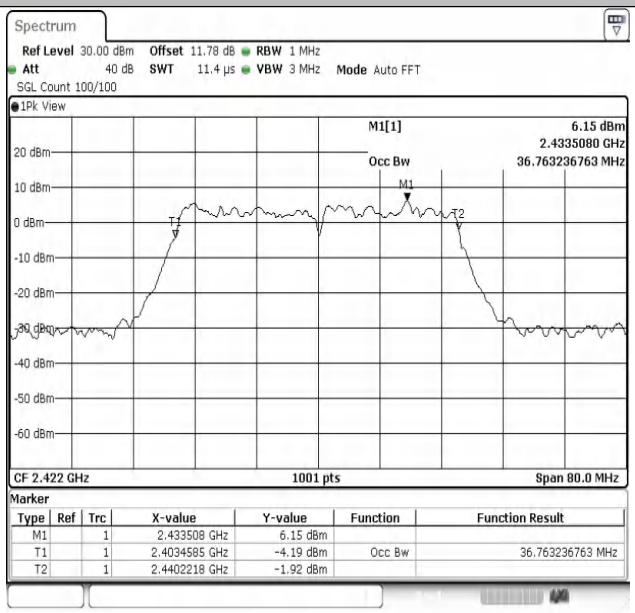

11N40SISO-Ant1-2422

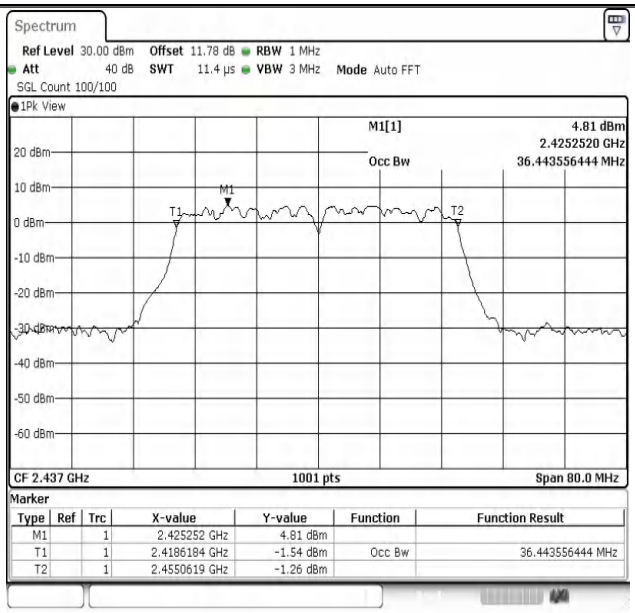

11N40SISO-Ant1-2437

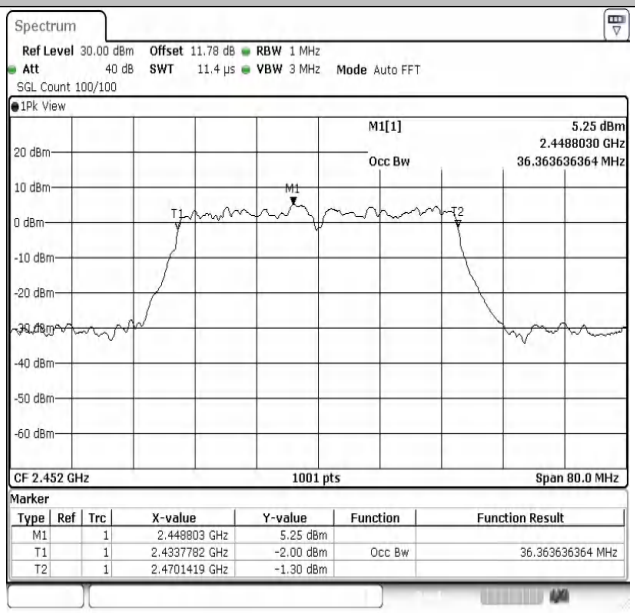

11N40SISO-Ant1-2452

Appendix C: Maximum conducted output power

Test Result Average

Test Mode	Antenna	Frequency [MHz]	Set Power	Average power [dBm]	Duty Cycle [%]	DC Factor [dB]	Result [dBm]	Limit [dBm]	Verdict
11B	Ant1	2412	NA	14.98	100.00	0.00	**14.98**	≤30.00	PASS
11B	Ant1	2437	NA	14.46	100.00	0.00	14.46	≤30.00	PASS
11B	Ant1	2462	NA	14.43	100.00	0.00	14.43	≤30.00	PASS
11G	Ant1	2412	NA	12.40	80.00	0.97	13.37	≤30.00	PASS
11G	Ant1	2437	NA	11.90	93.67	0.28	12.18	≤30.00	PASS
11G	Ant1	2462	NA	11.68	92.38	0.34	12.02	≤30.00	PASS
11N20SISO	Ant1	2412	NA	12.31	91.90	0.37	12.68	≤30.00	PASS
11N20SISO	Ant1	2437	NA	11.79	94.12	0.26	12.05	≤30.00	PASS
11N20SISO	Ant1	2462	NA	11.63	92.31	0.35	11.98	≤30.00	PASS
11N40SISO	Ant1	2422	NA	12.08	84.68	0.72	12.80	≤30.00	PASS
11N40SISO	Ant1	2437	NA	11.79	87.85	0.56	12.35	≤30.00	PASS
11N40SISO	Ant1	2452	NA	11.70	85.45	0.68	12.38	≤30.00	PASS

Note：1. The cable loss are compensated in the graph

Test Graphs Average

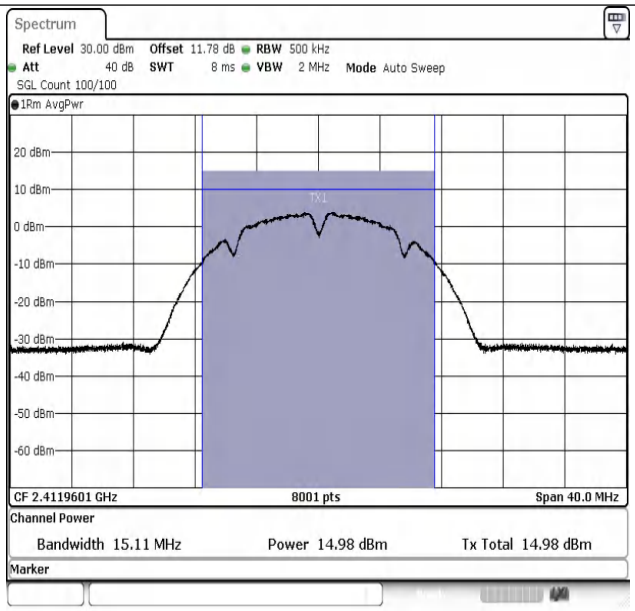

11B-Ant1-2412-PASS

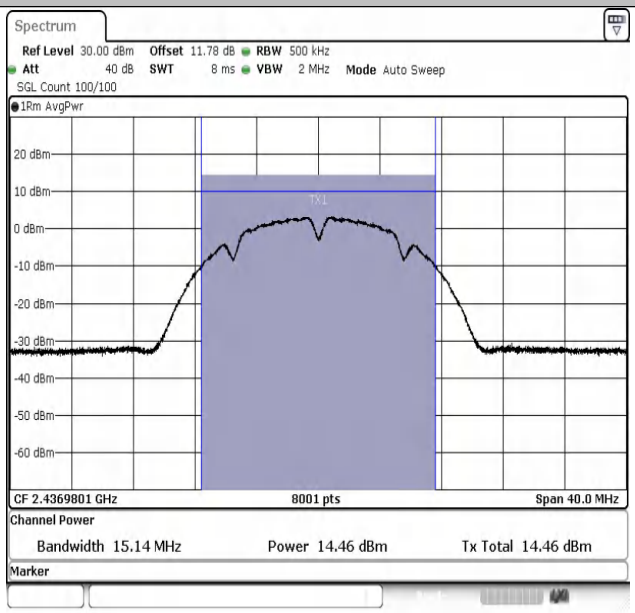

11B-Ant1-2437-PASS

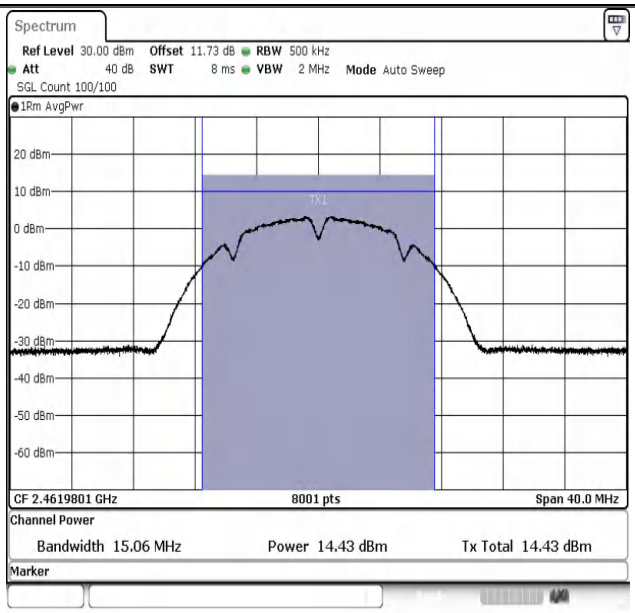

11B-Ant1-2462-PASS

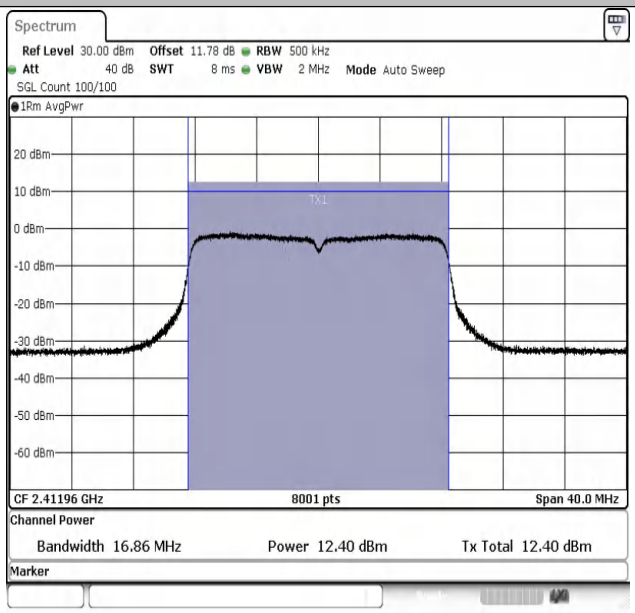

11G-Ant1-2412-PASS

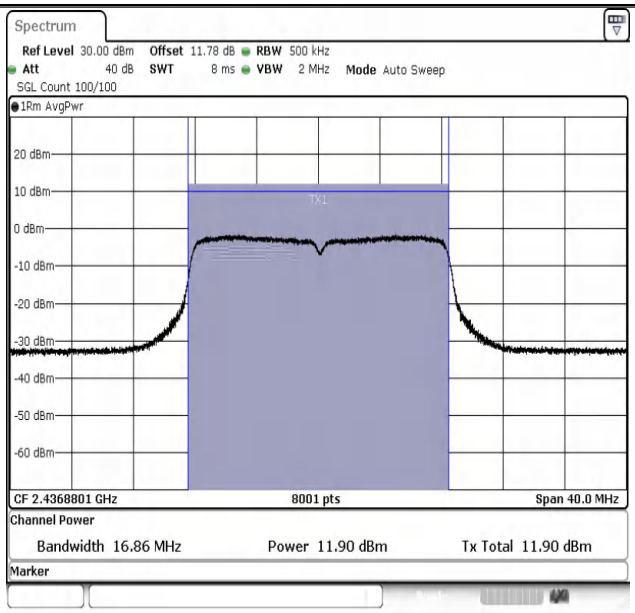

11G-Ant1-2437-PASS

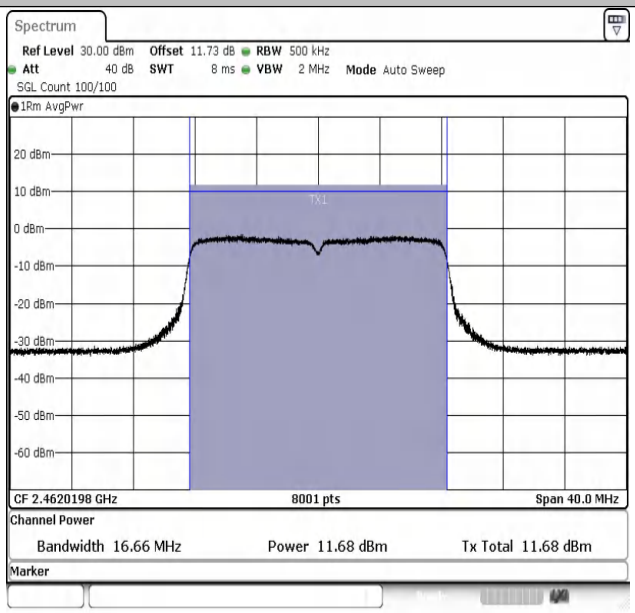

11G-Ant1-2462-PASS

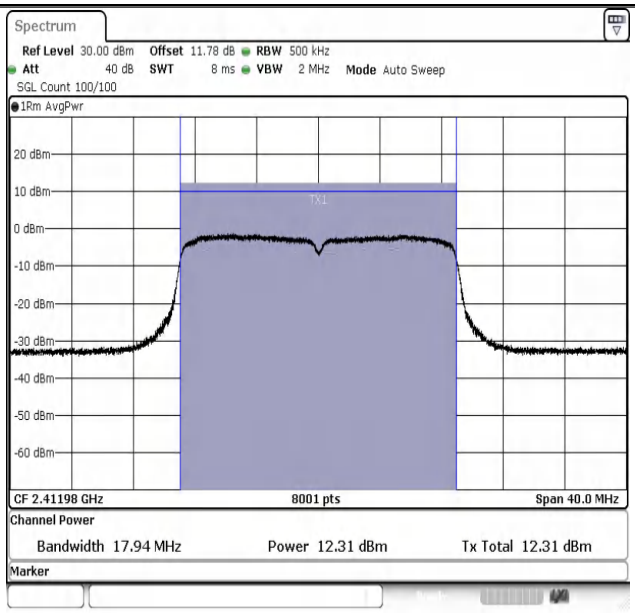

11N20SISO-Ant1-2412-PASS

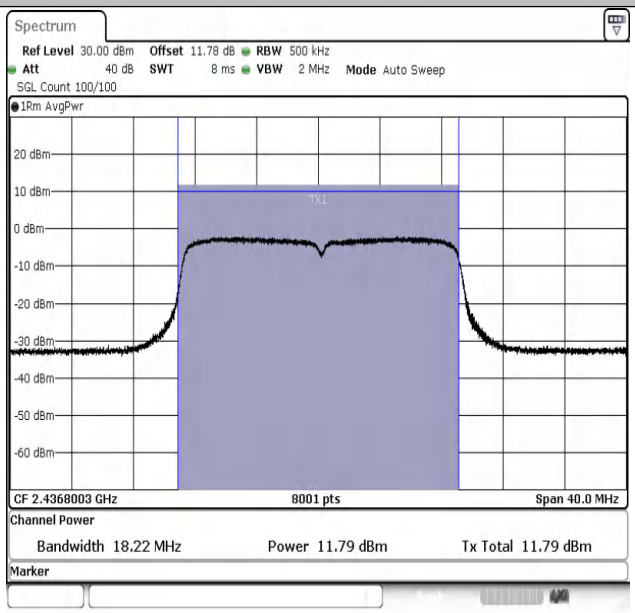

11N20SISO-Ant1-2437-PASS

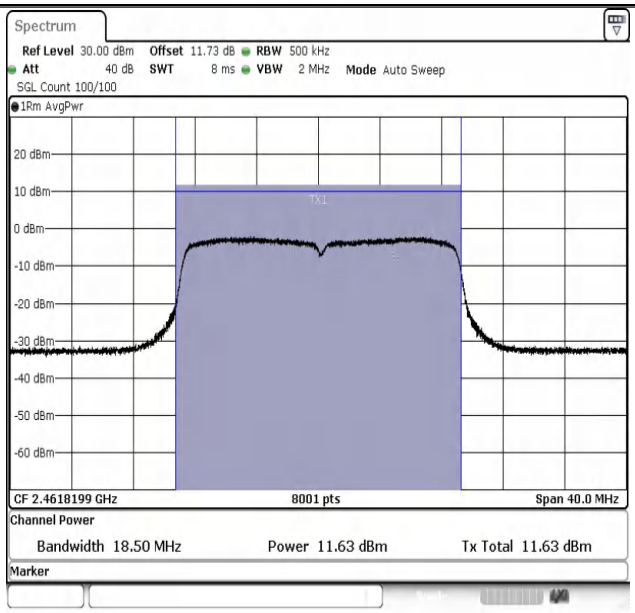

11N20SISO-Ant1-2462-PASS

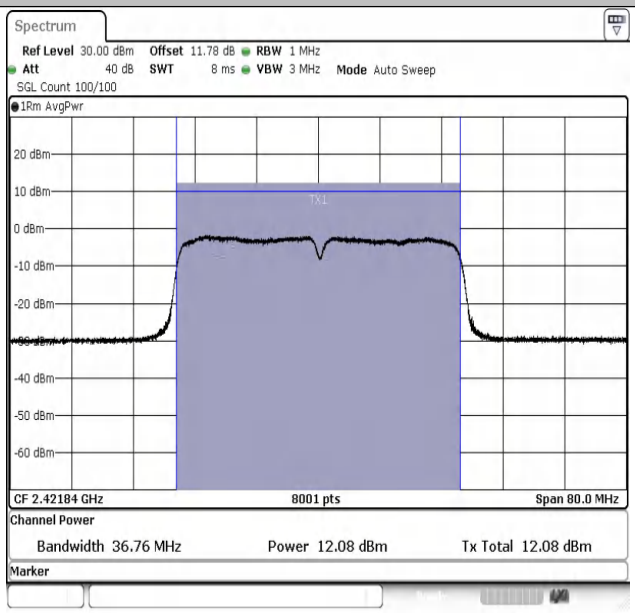

11N40SISO-Ant1-2422-PASS

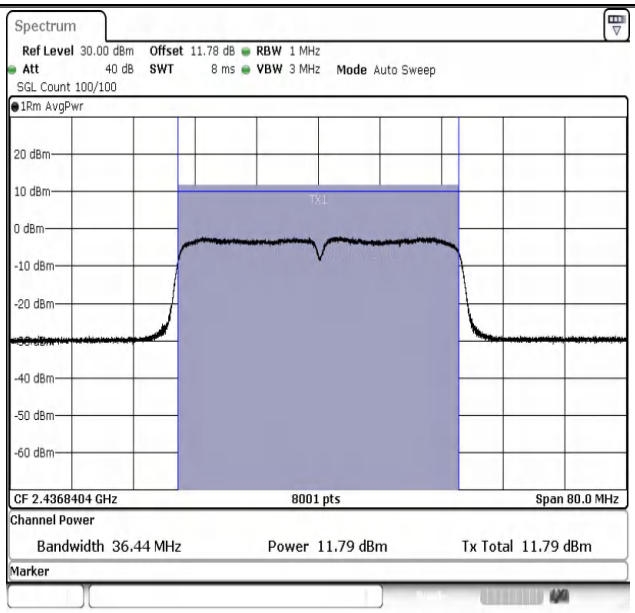

11N40SISO-Ant1-2437-PASS

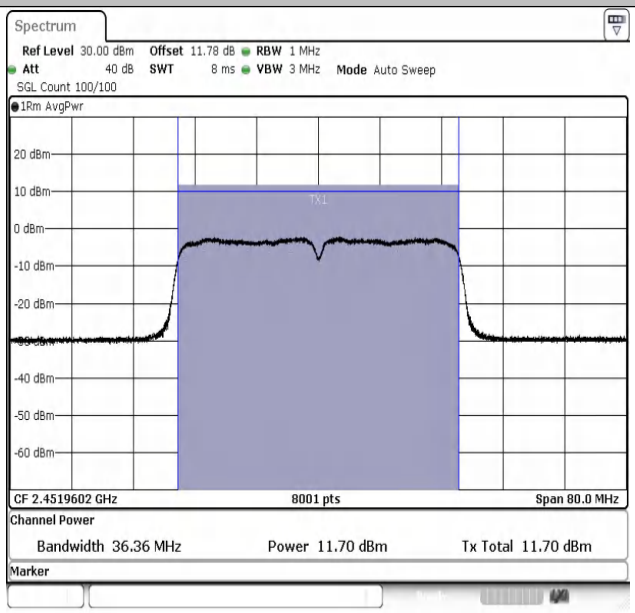

11N40SISO-Ant1-2452-PASS

Appendix D: Maximum power spectral density

Test Result

Test Mode	Antenna	Frequency [MHz]	Reading Result [dBm/3kHz]	DC Factor [dB]	Result [dBm/3kHz]	Limit [dBm/3kHz]	Verdict
11B	Ant1	2412	-16.69	0.00	-16.69	≤8.00	PASS
11B	Ant1	2437	-17.54	0.00	-17.54	≤8.00	PASS
11B	Ant1	2462	-17.6	0.00	-17.60	≤8.00	PASS
11G	Ant1	2412	-19.45	0.97	-18.48	≤8.00	PASS
11G	Ant1	2437	-19.43	0.28	-19.15	≤8.00	PASS
11G	Ant1	2462	-19.4	0.34	-19.06	≤8.00	PASS
11N20SISO	Ant1	2412	-18.99	0.37	-18.62	≤8.00	PASS
11N20SISO	Ant1	2437	-19.9	0.26	-19.64	≤8.00	PASS
11N20SISO	Ant1	2462	-19.56	0.35	-19.21	≤8.00	PASS
11N40SISO	Ant1	2422	-21.44	0.72	-20.72	≤8.00	PASS
11N40SISO	Ant1	2437	-21.41	0.56	-20.85	≤8.00	PASS
11N40SISO	Ant1	2452	-21.08	0.68	-20.40	≤8.00	PASS

Note：1. The cable loss are compensated in the graph.

Test Graphs

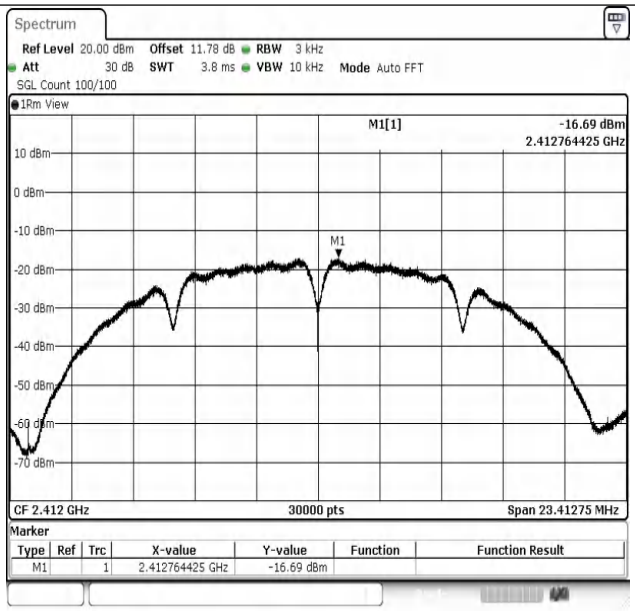

11B-Ant1-2412-PASS

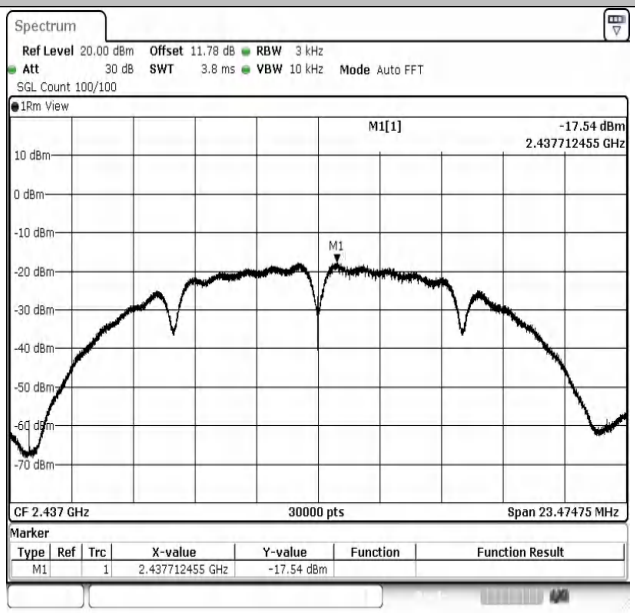

11B-Ant1-2437-PASS

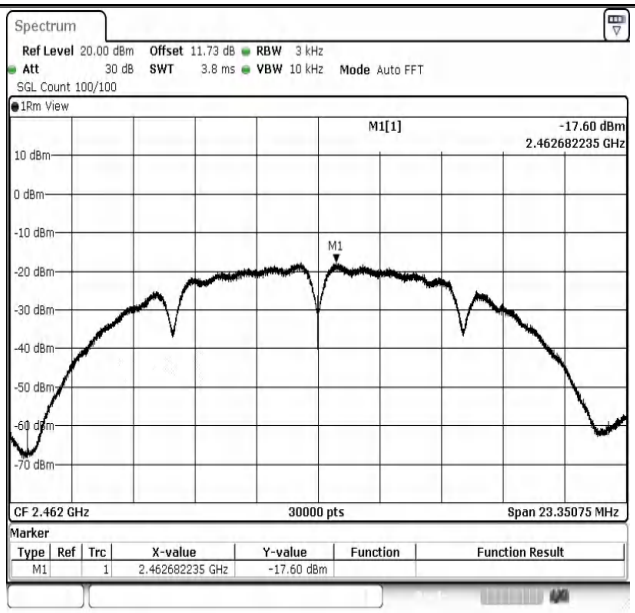

11B-Ant1-2462-PASS

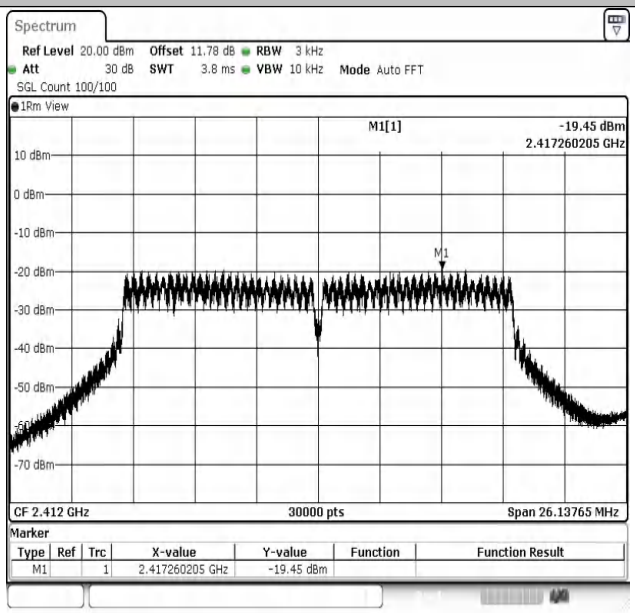

11G-Ant1-2412-PASS

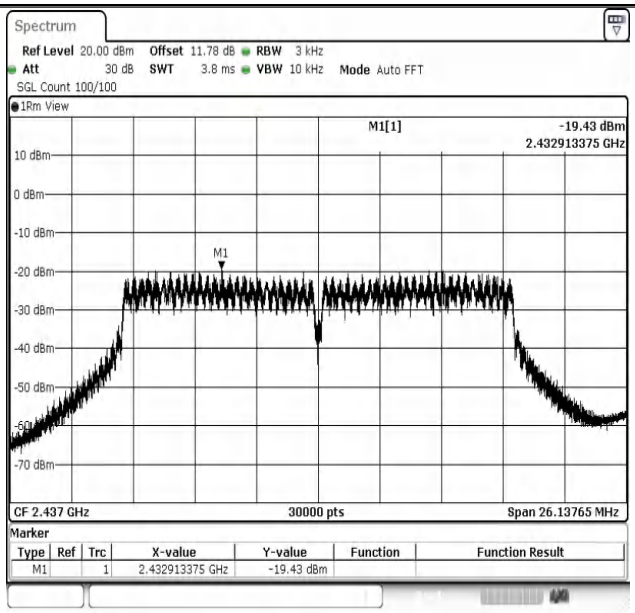

11G-Ant1-2437-PASS

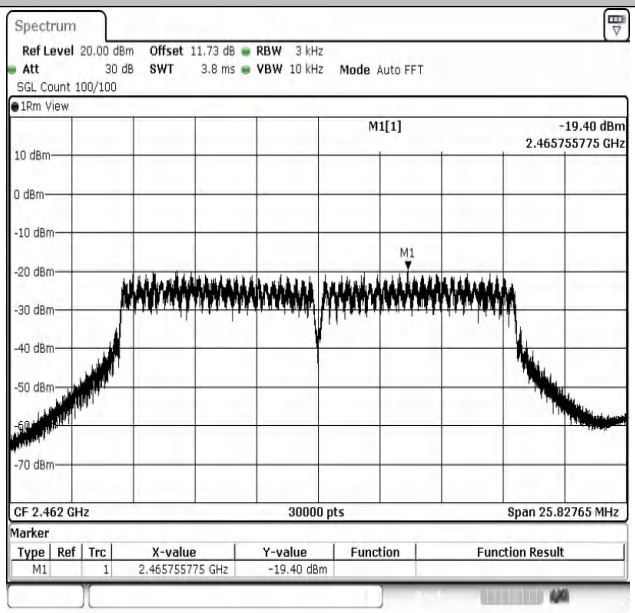

11G-Ant1-2462-PASS

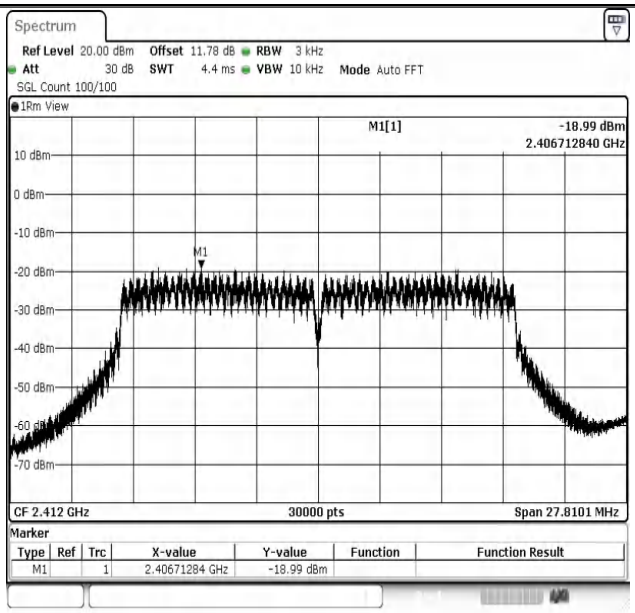

11N20SISO-Ant1-2412-PASS

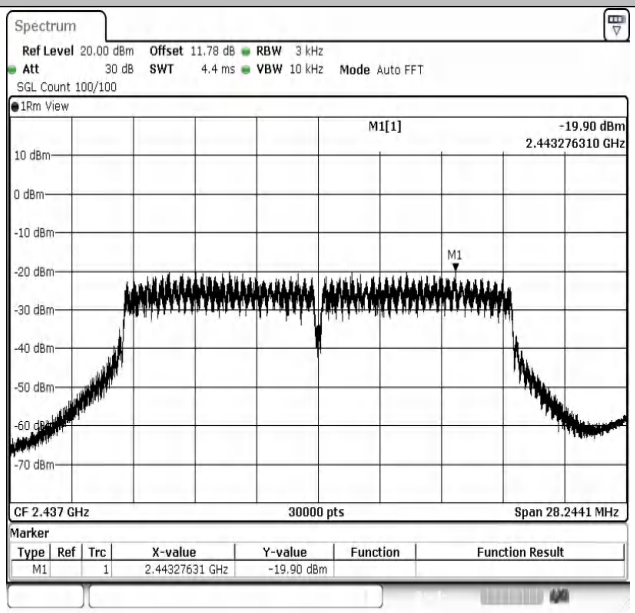

11N20SISO-Ant1-2437-PASS

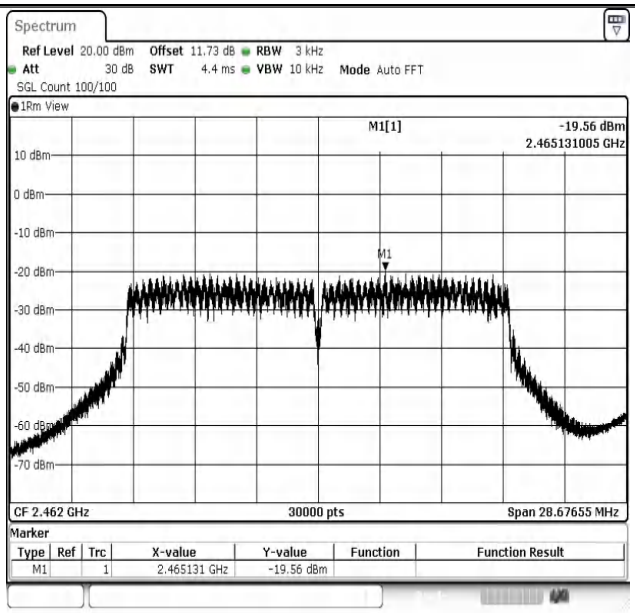

11N20SISO-Ant1-2462-PASS

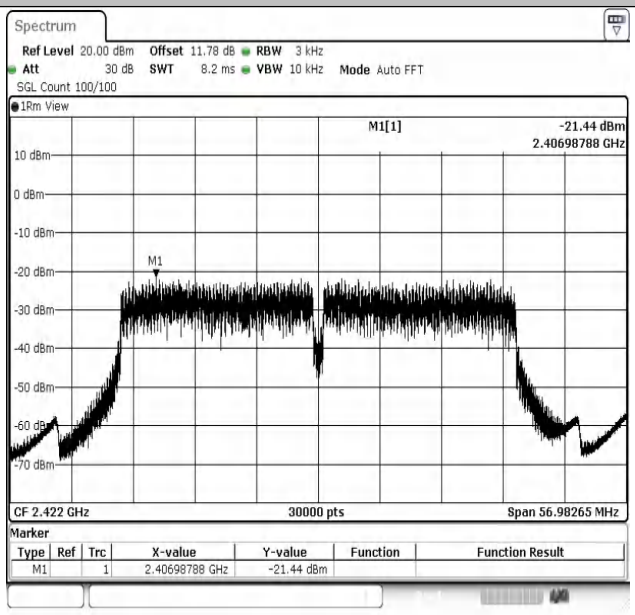

11N40SISO-Ant1-2422-PASS

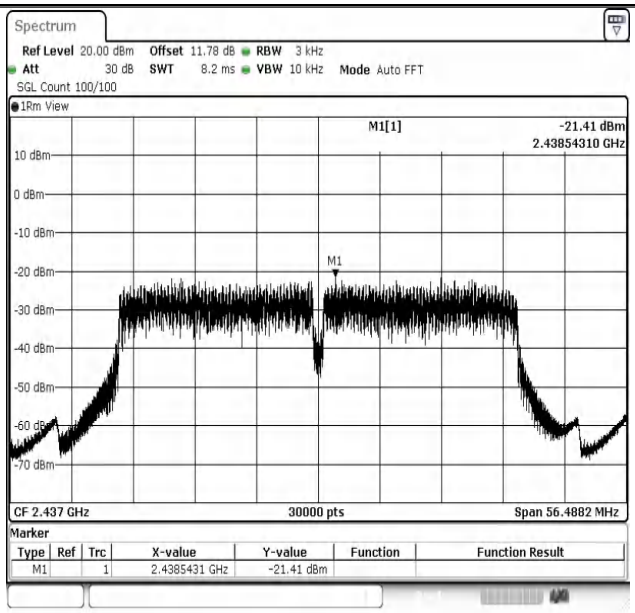

11N40SISO-Ant1-2437-PASS

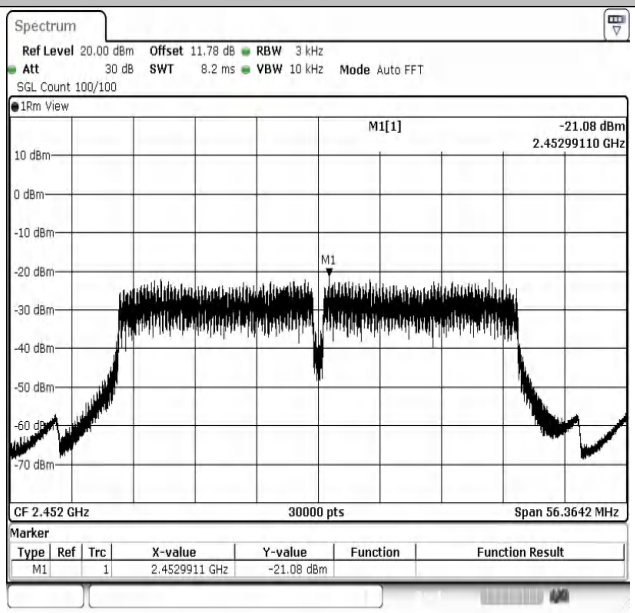

11N40SISO-Ant1-2452-PASS

Appendix E: Conducted Band edge

Test Result

Test Mode	Antenna	Ch. Name	Frequency [MHz]	Ref. Level[dBm]	Result[dBm]	Limit[dBm]	Verdict
11B	Ant1	Low	2412	4.74	-38.76	≤-25.26	PASS
11B	Ant1	High	2462	5.08	-55.81	≤-24.92	PASS
11G	Ant1	Low	2412	1.16	-38.55	≤-28.84	PASS
11G	Ant1	High	2462	0.74	-53.86	≤-29.26	PASS
11N20SISO	Ant1	Low	2412	-2.03	-34.92	≤-32.03	PASS
11N20SISO	Ant1	High	2462	-0.03	-54.52	≤-30.03	PASS
11N40SISO	Ant1	Low	2422	-1.58	-38.21	≤-31.58	PASS
11N40SISO	Ant1	High	2452	-1.78	-50.23	≤-31.78	PASS

Test Graphs

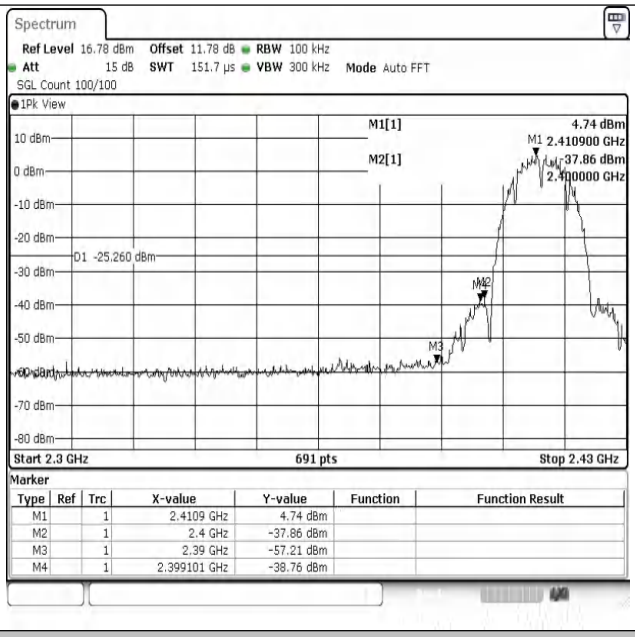

11B-Ant1-2412-PASS

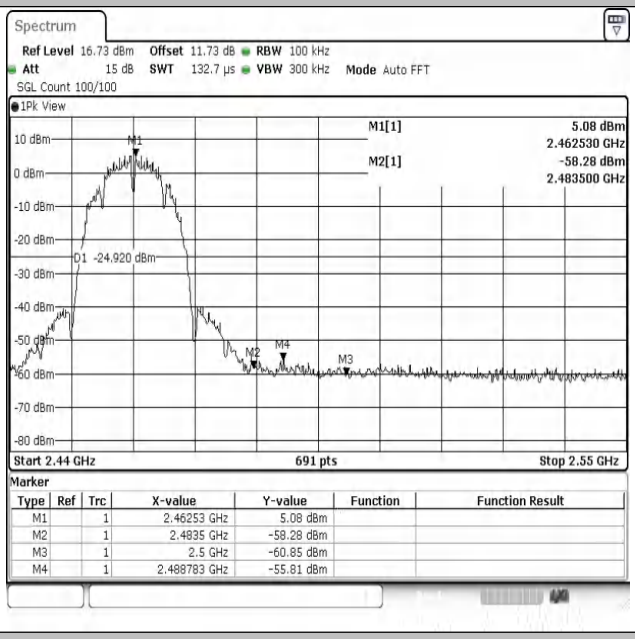

11B-Ant1-2462-PASS

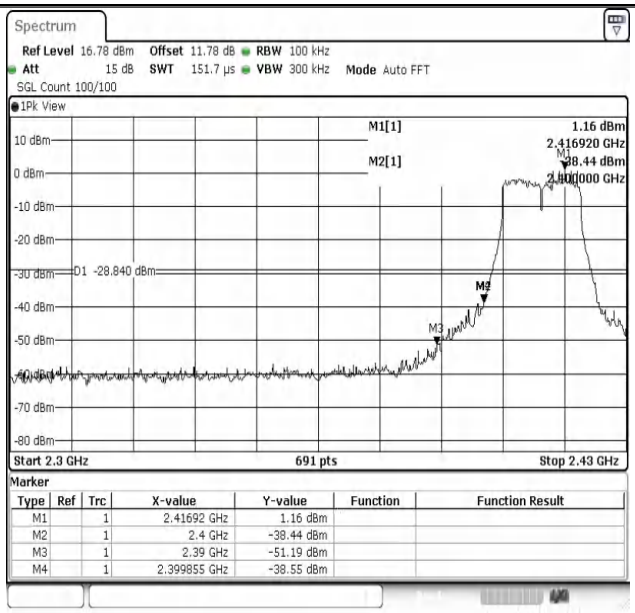

11G-Ant1-2412-PASS

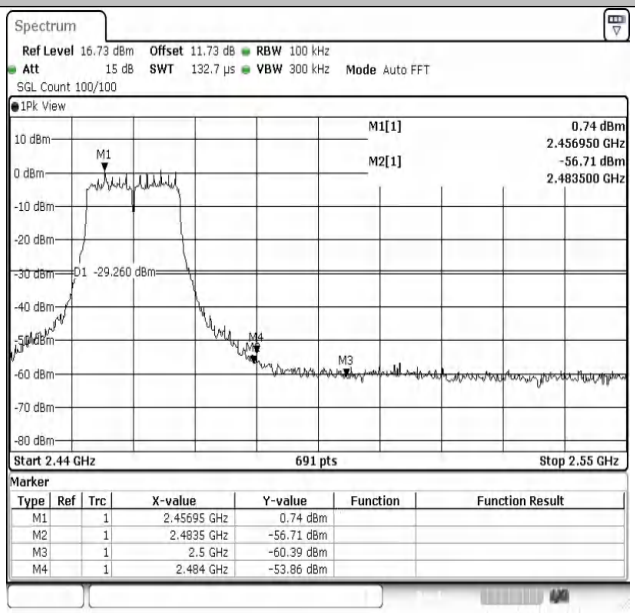

11G-Ant1-2462-PASS

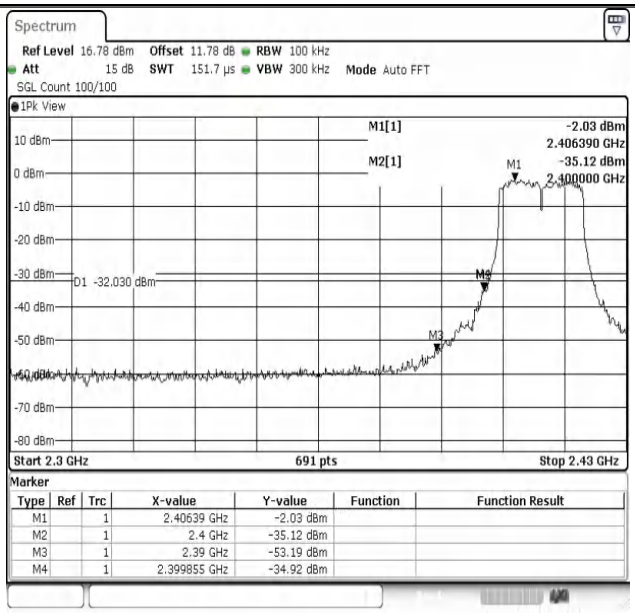

11N20SISO-Ant1-2412-PASS

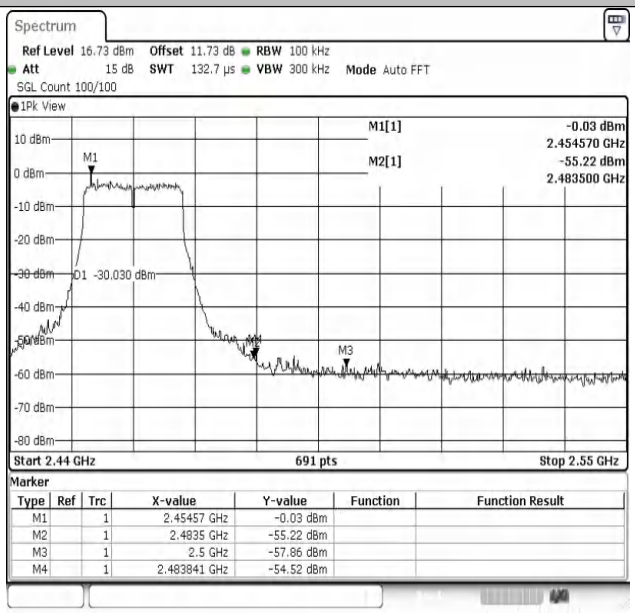

11N20SISO-Ant1-2462-PASS

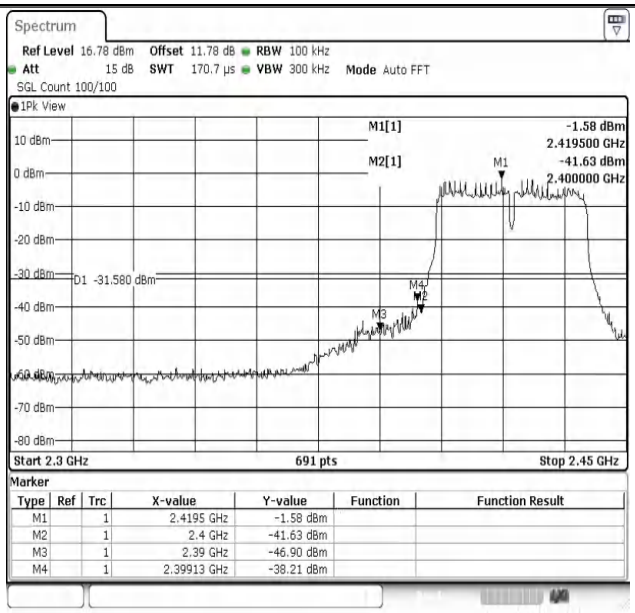

11N40SISO-Ant1-2422-PASS

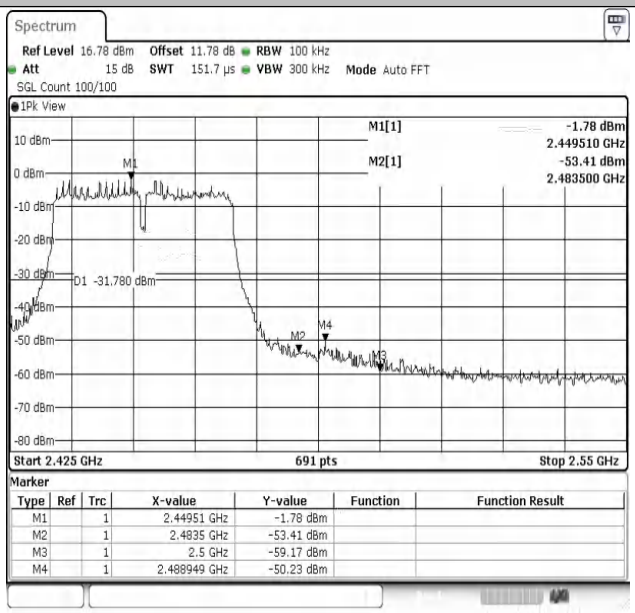

11N40SISO-Ant1-2452-PASS

Appendix F: Conducted Spurious Emission

Test Result

Test Mode	Antenna	Frequency [MHz]	Freq. Range [MHz]	Ref. Level [dBm]	Result [dBm]	Limit [dBm]	Verdict
11B	Ant1	2412	0~Reference	4.84	4.84	---	PASS
11B	Ant1	2412	30~1000	4.84	-58.02	≤-25.16	PASS
11B	Ant1	2412	1000~26500	4.84	-43.74	≤-25.16	PASS
11B	Ant1	2437	0~Reference	4.74	4.74	---	PASS
11B	Ant1	2437	30~1000	4.74	-58.31	≤-25.26	PASS
11B	Ant1	2437	1000~26500	4.74	-43.46	≤-25.26	PASS
11B	Ant1	2462	0~Reference	4.21	4.21	---	PASS
11B	Ant1	2462	30~1000	4.21	-57.34	≤-25.79	PASS
11B	Ant1	2462	1000~26500	4.21	-44.02	≤-25.79	PASS
11G	Ant1	2412	0~Reference	-1.60	-1.60	---	PASS
11G	Ant1	2412	30~1000	-1.60	-57.46	≤-31.6	PASS
11G	Ant1	2412	1000~26500	-1.60	-44.28	≤-31.6	PASS
11G	Ant1	2437	0~Reference	0.18	0.18	---	PASS
11G	Ant1	2437	30~1000	0.18	-58.43	≤-29.82	PASS
11G	Ant1	2437	1000~26500	0.18	-43.74	≤-29.82	PASS
11G	Ant1	2462	0~Reference	0.76	0.76	---	PASS
11G	Ant1	2462	30~1000	0.76	-58.09	≤-29.24	PASS
11G	Ant1	2462	1000~26500	0.76	-43.96	≤-29.24	PASS
11N20SISO	Ant1	2412	0~Reference	1.36	1.36	---	PASS
11N20SISO	Ant1	2412	30~1000	1.36	-58.57	≤-28.64	PASS
11N20SISO	Ant1	2412	1000~26500	1.36	-43.39	≤-28.64	PASS
11N20SISO	Ant1	2437	0~Reference	-2.60	-2.60	---	PASS
11N20SISO	Ant1	2437	30~1000	-2.60	-57.68	≤-32.6	PASS
11N20SISO	Ant1	2437	1000~26500	-2.60	-43.11	≤-32.6	PASS
11N20SISO	Ant1	2462	0~Reference	0.92	0.92	---	PASS
11N20SISO	Ant1	2462	30~1000	0.92	-58.08	≤-29.08	PASS
11N20SISO	Ant1	2462	1000~26500	0.92	-43.82	≤-29.08	PASS
11N40SISO	Ant1	2422	0~Reference	-2.08	-2.08	---	PASS
11N40SISO	Ant1	2422	30~1000	-2.08	-57.61	≤-32.08	PASS
11N40SISO	Ant1	2422	1000~26500	-2.08	-42.63	≤-32.08	PASS
11N40SISO	Ant1	2437	0~Reference	-2.17	-2.17	---	PASS
11N40SISO	Ant1	2437	30~1000	-2.17	-58.22	≤-32.17	PASS
11N40SISO	Ant1	2437	1000~26500	-2.17	-43.45	≤-32.17	PASS
11N40SISO	Ant1	2452	0~Reference	-3.64	-3.64	---	PASS
11N40SISO	Ant1	2452	30~1000	-3.64	-57.64	≤-33.64	PASS
11N40SISO	Ant1	2452	1000~26500	-3.64	-43.29	≤-33.64	PASS

Test Graphs

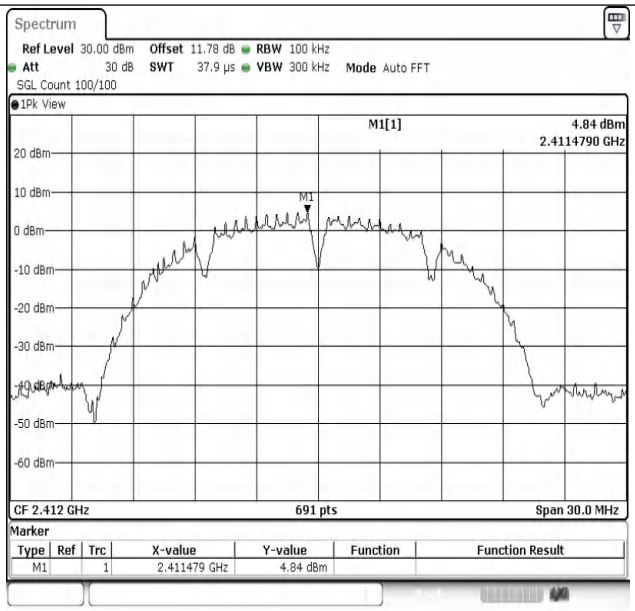

11B-Ant1-2412-0~Reference-PASS

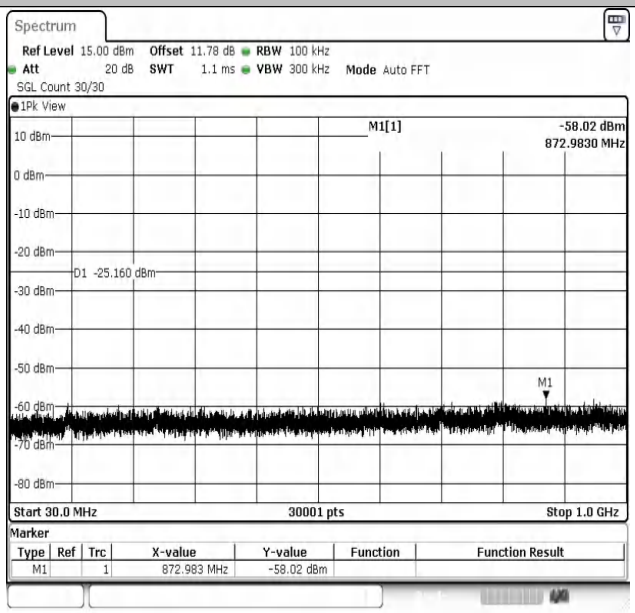

11B-Ant1-2412-30~1000-PASS

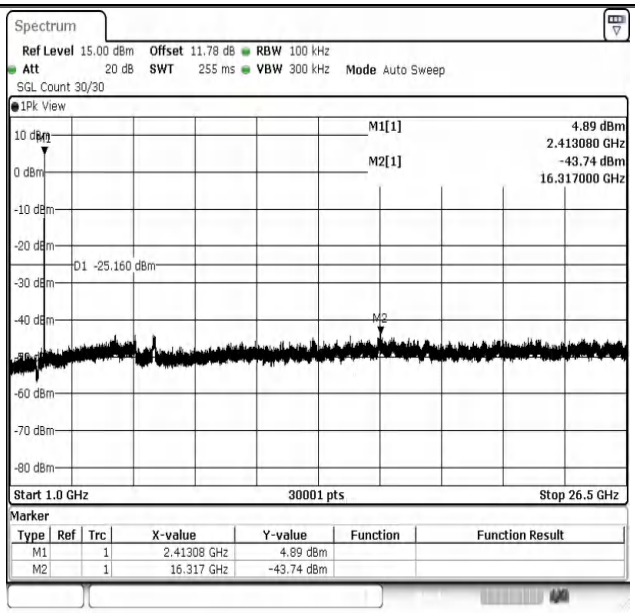

11B-Ant1-2412-1000~26500-PASS

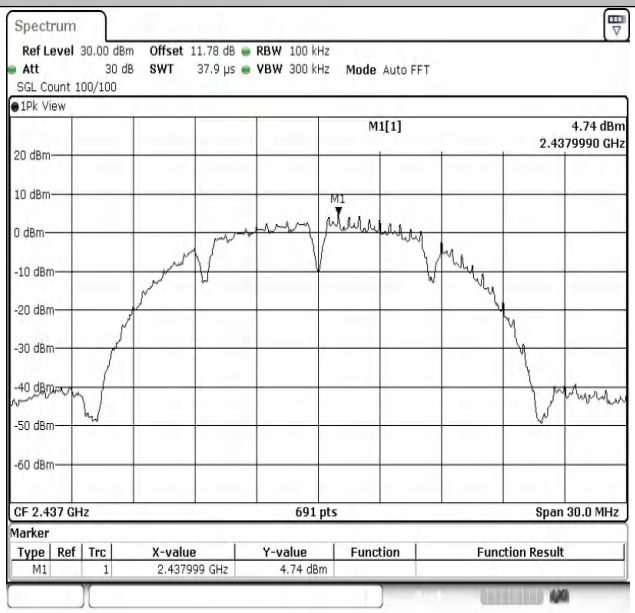

11B-Ant1-2437-0~Reference-PASS

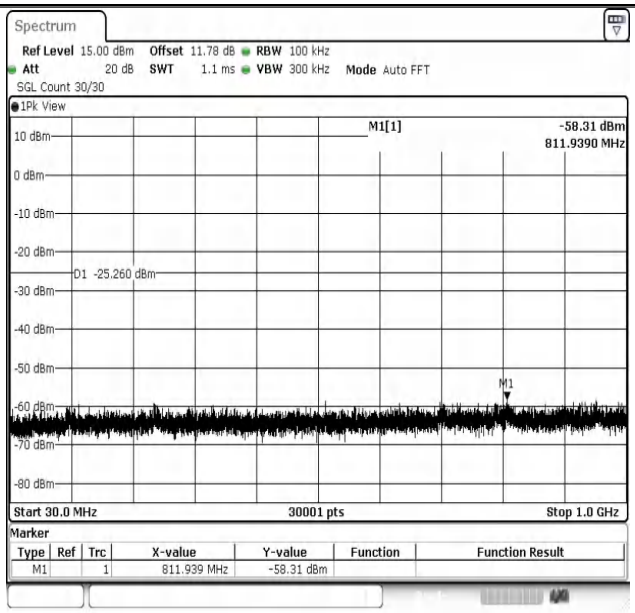

11B-Ant1-2437-30~1000-PASS

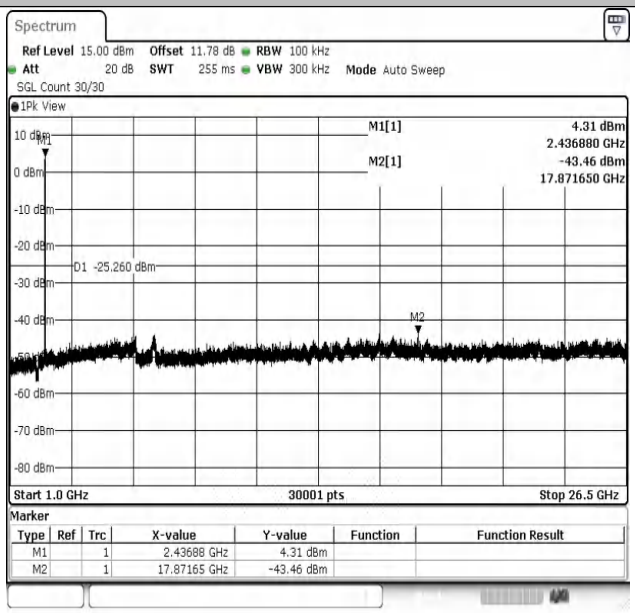

11B-Ant1-2437-1000~26500-PASS

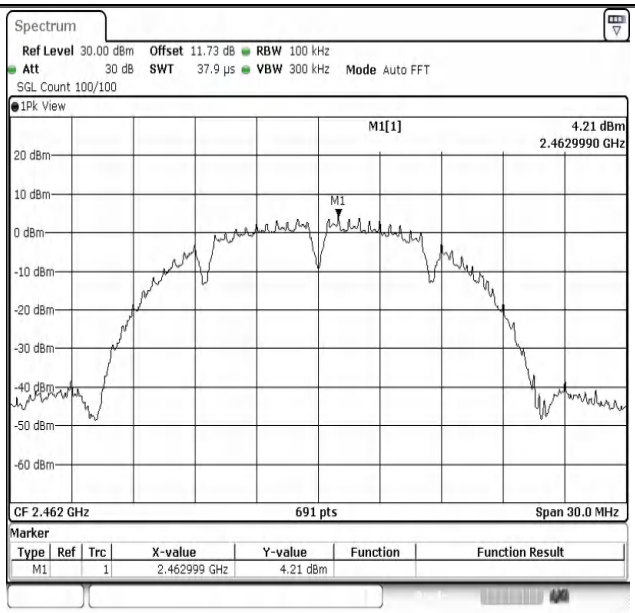

11B-Ant1-2462-0~Reference-PASS

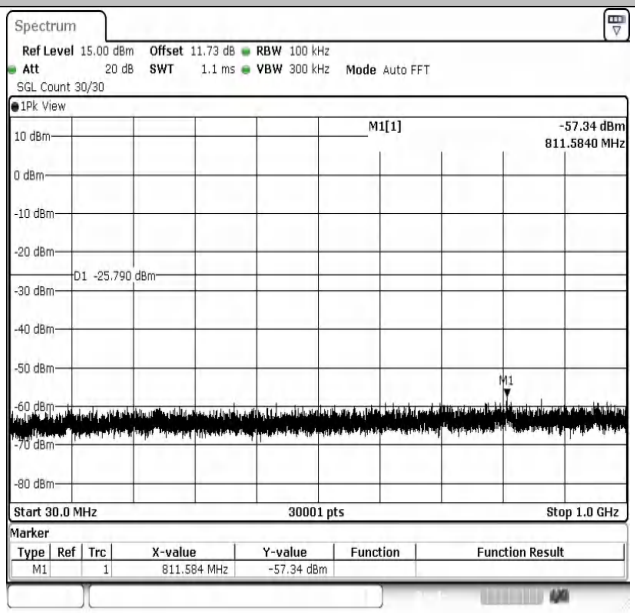

11B-Ant1-2462-30~1000-PASS

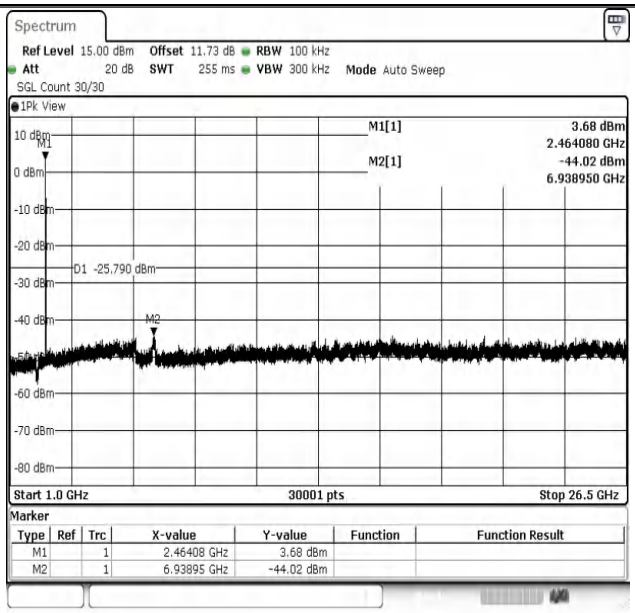

11B-Ant1-2462-1000~26500-PASS

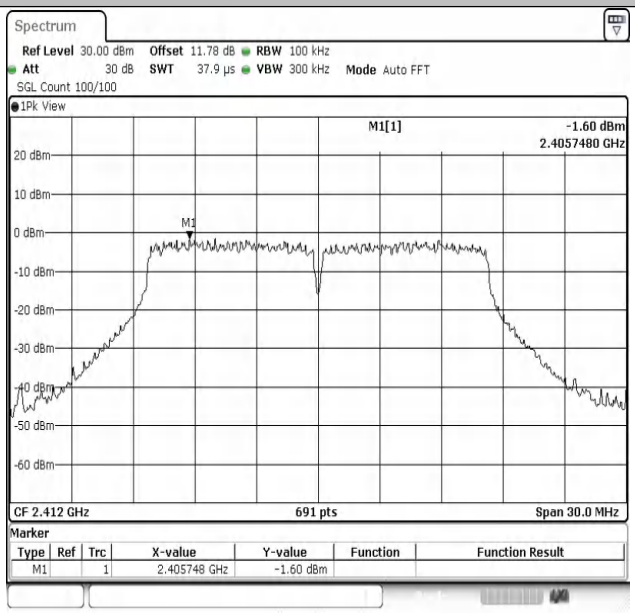

11G-Ant1-2412-0~Reference-PASS

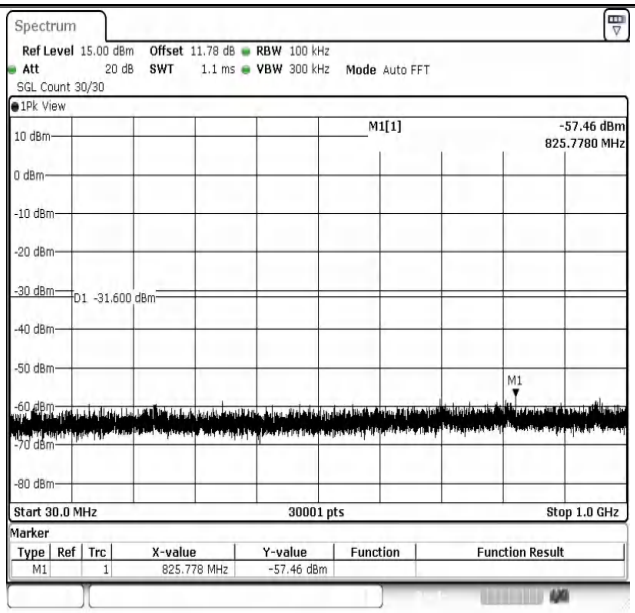

11G-Ant1-2412-30~1000-PASS

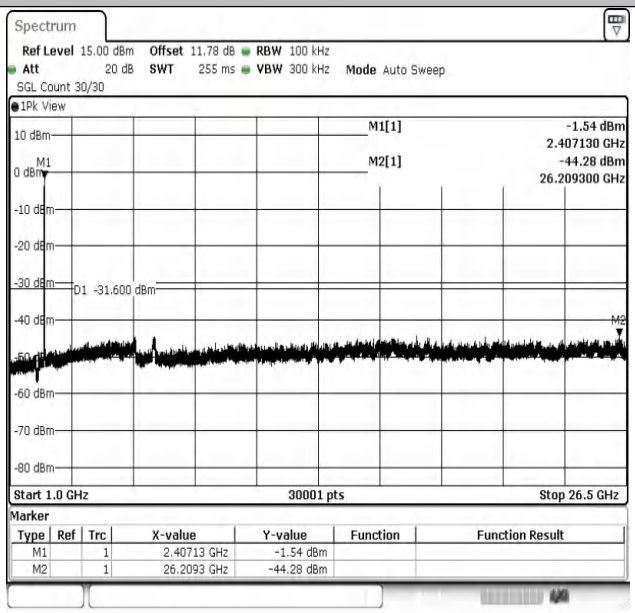

11G-Ant1-2412-1000~26500-PASS

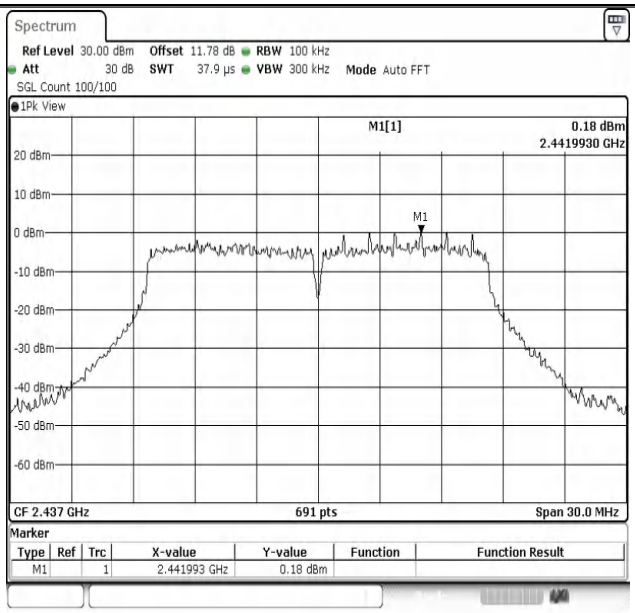

11G-Ant1-2437-0~Reference-PASS

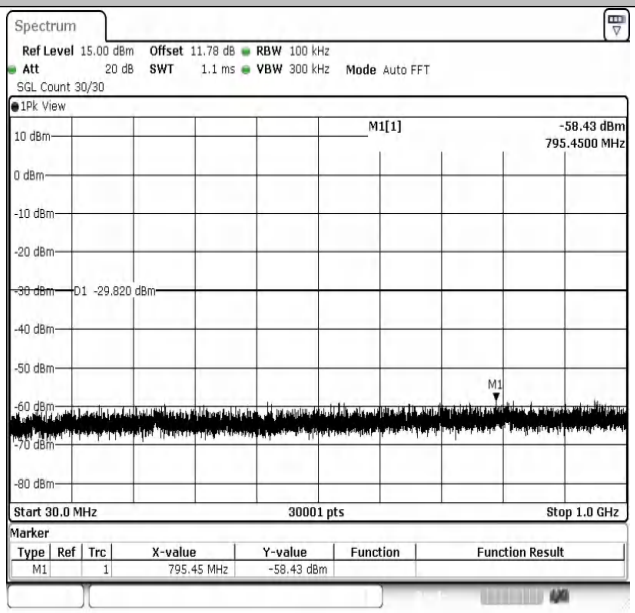

11G-Ant1-2437-30~1000-PASS

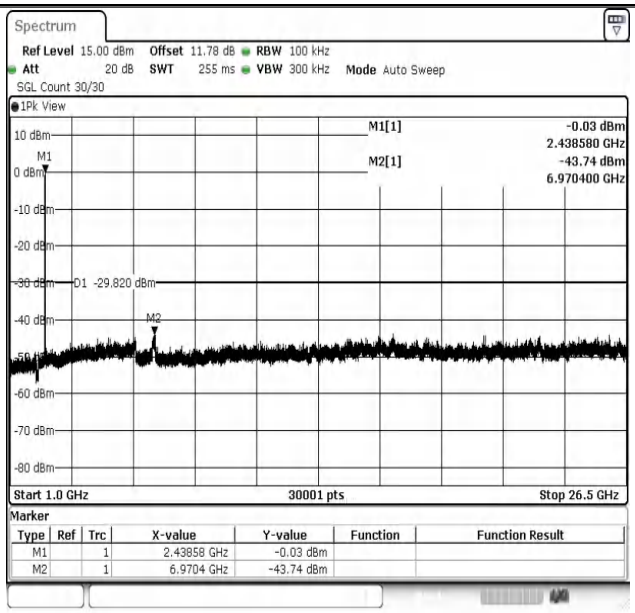

11G-Ant1-2437-1000~26500-PASS

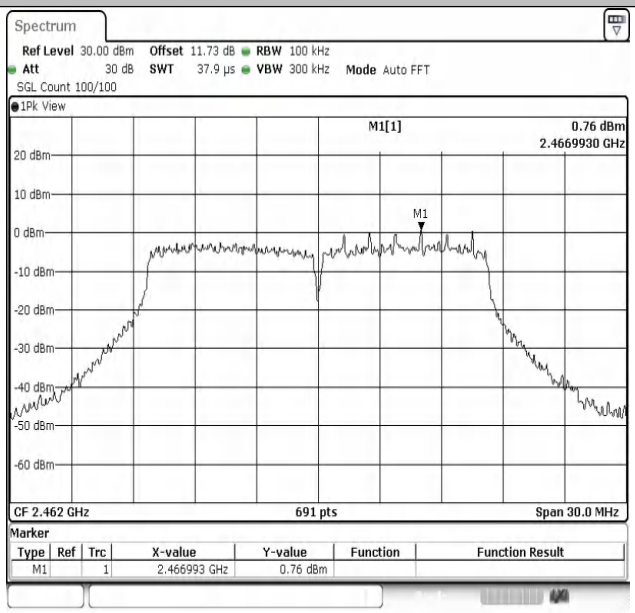

11G-Ant1-2462-0~Reference-PASS

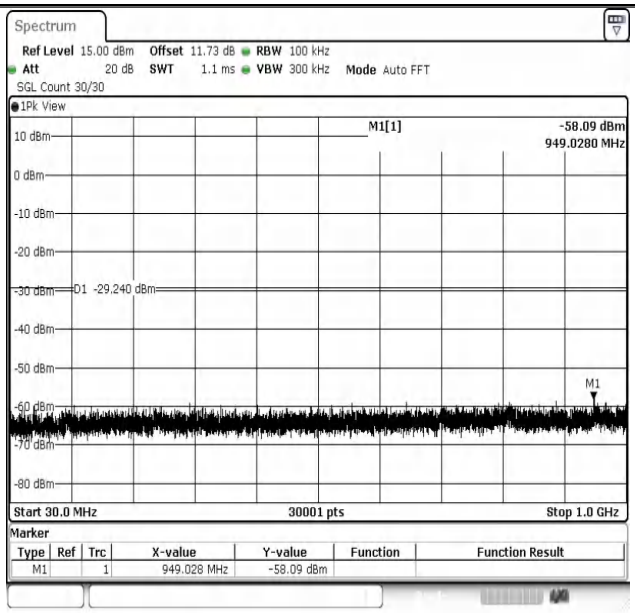

11G-Ant1-2462-30~1000-PASS

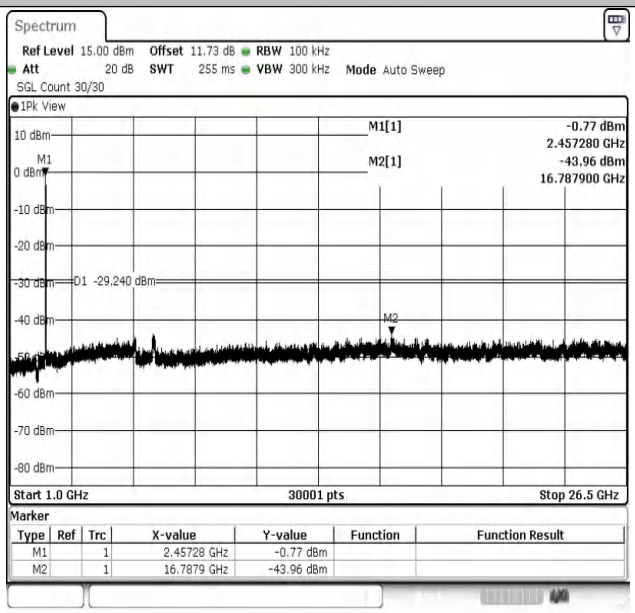

11G-Ant1-2462-1000~26500-PASS

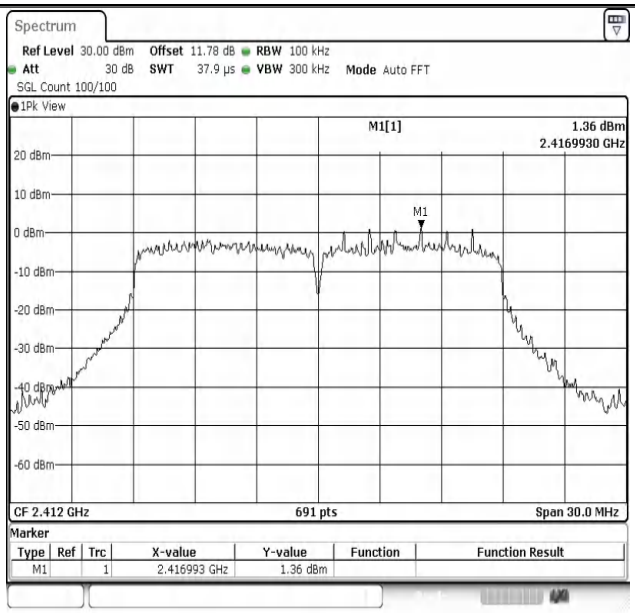

11N20SISO-Ant1-2412-0~Reference-PASS

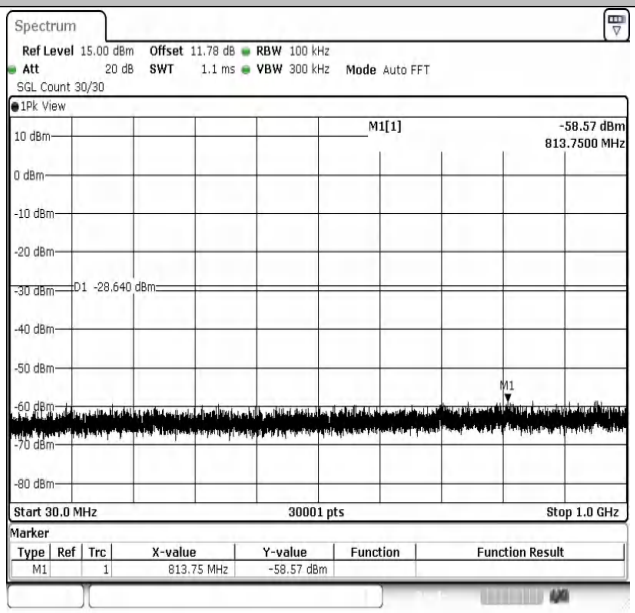

11N20SISO-Ant1-2412-30~1000-PASS

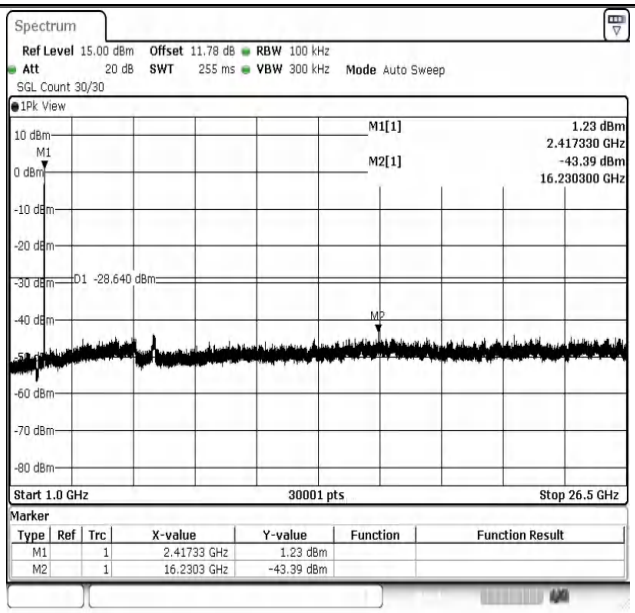

11N20SISO-Ant1-2412-1000~26500-PASS

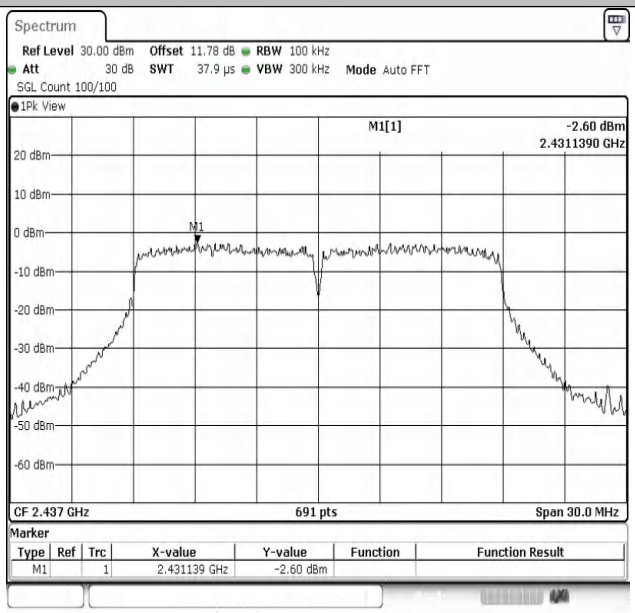

11N20SISO-Ant1-2437-0~Reference-PASS

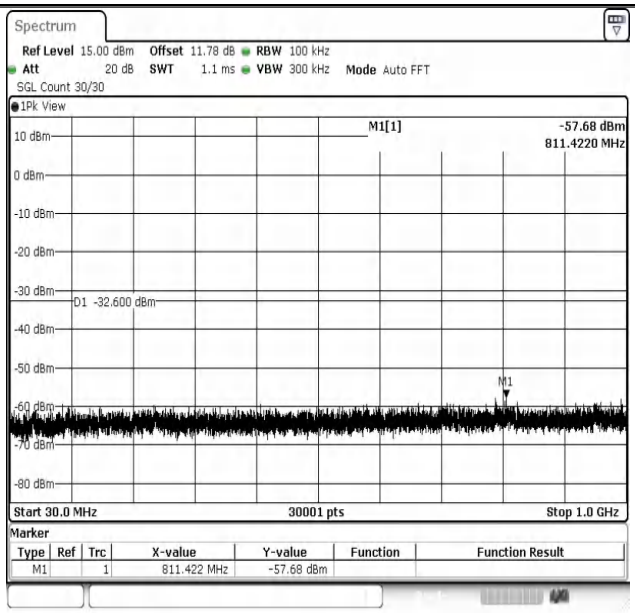

11N20SISO-Ant1-2437-30~1000-PASS

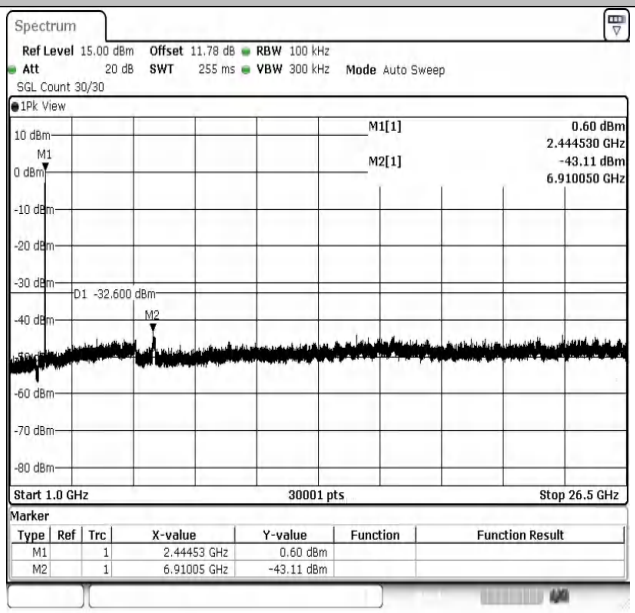

11N20SISO-Ant1-2437-1000~26500-PASS

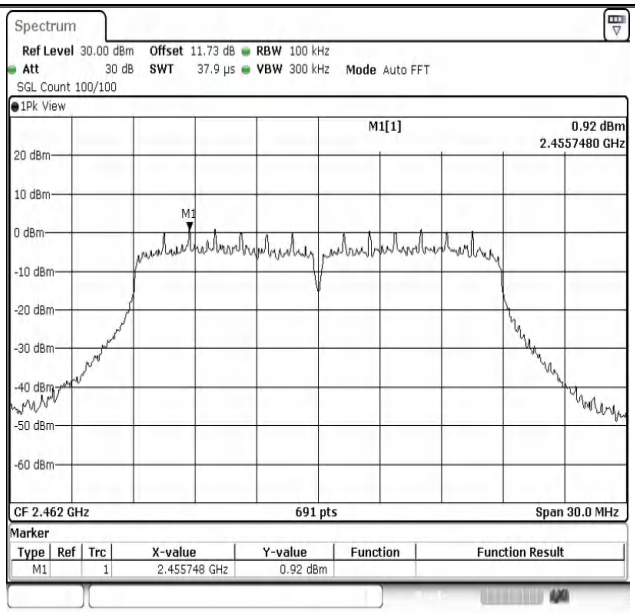

11N20SISO-Ant1-2462-0~Reference-PASS

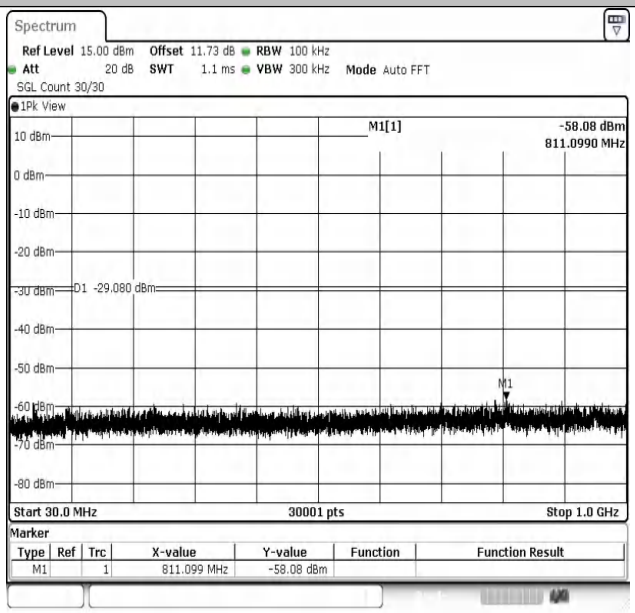

11N20SISO-Ant1-2462-30~1000-PASS

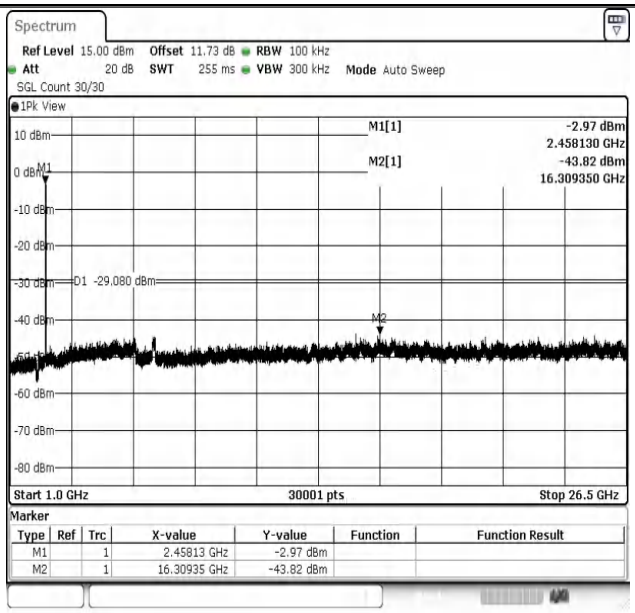

11N20SISO-Ant1-2462-1000~26500-PASS

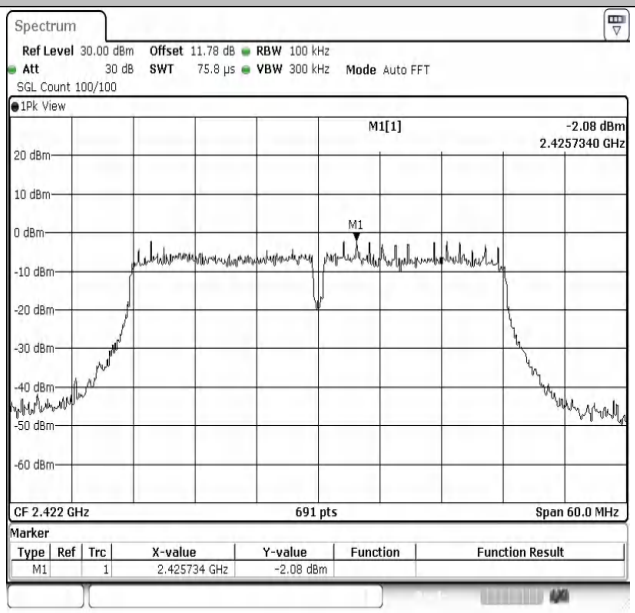

11N40SISO-Ant1-2422-0~Reference-PASS

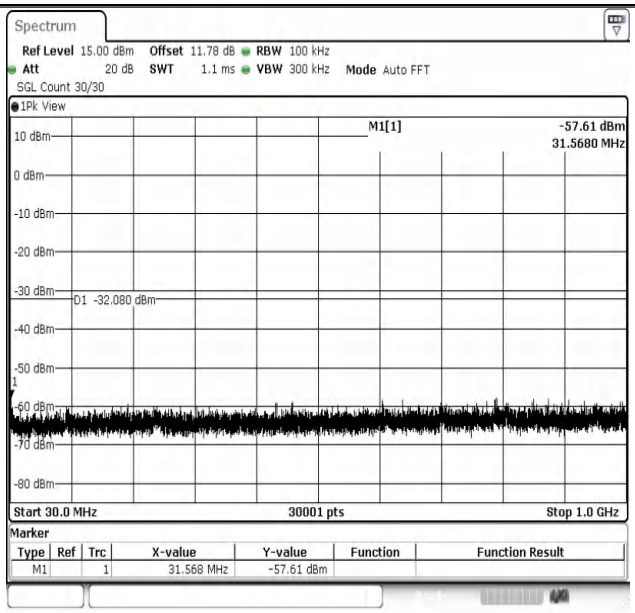

11N40SISO-Ant1-2422-30~1000-PASS

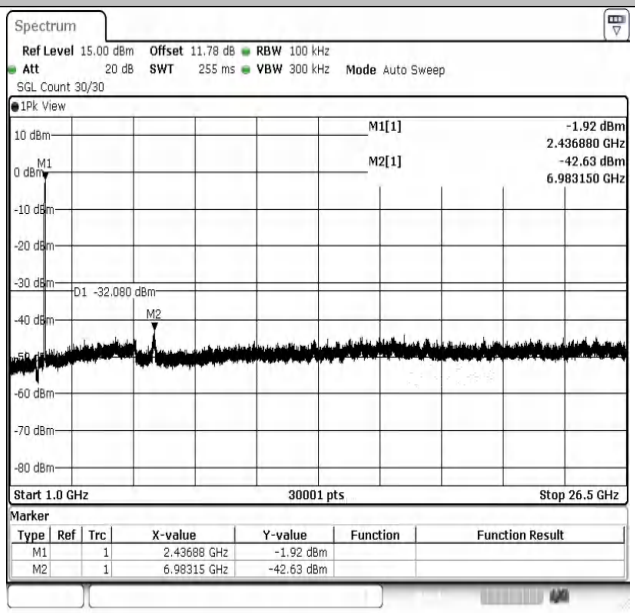

11N40SISO-Ant1-2422-1000~26500-PASS

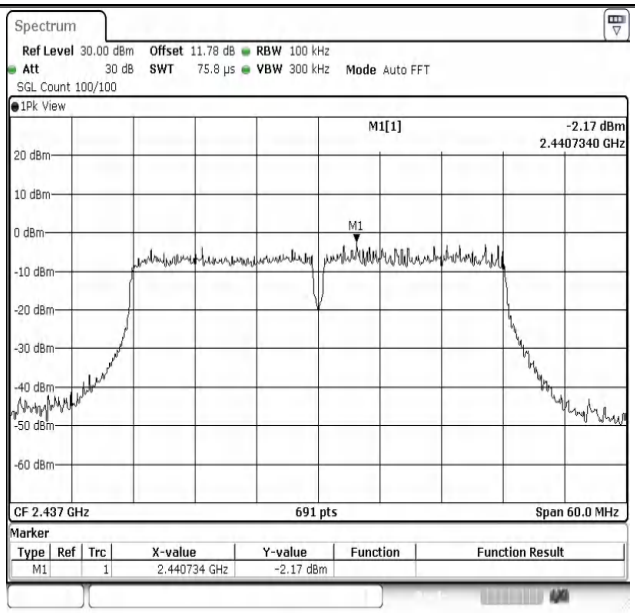

11N40SISO-Ant1-2437-0~Reference-PASS

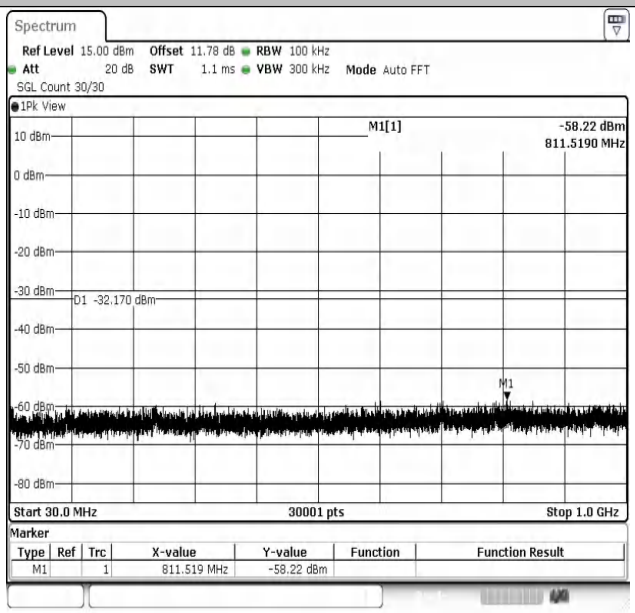

11N40SISO-Ant1-2437-30~1000-PASS

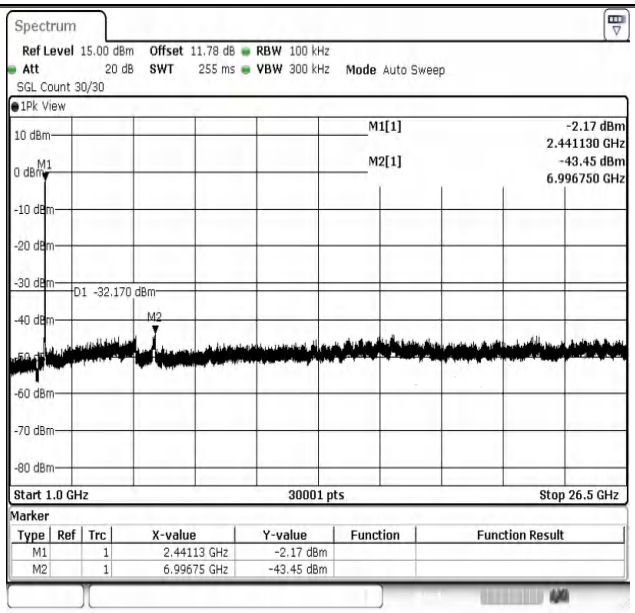

11N40SISO-Ant1-2437-1000~26500-PASS

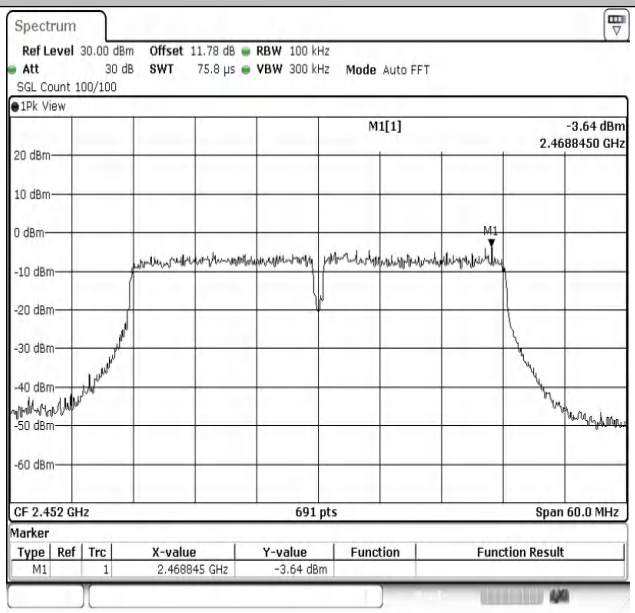

11N40SISO-Ant1-2452-0~Reference-PASS

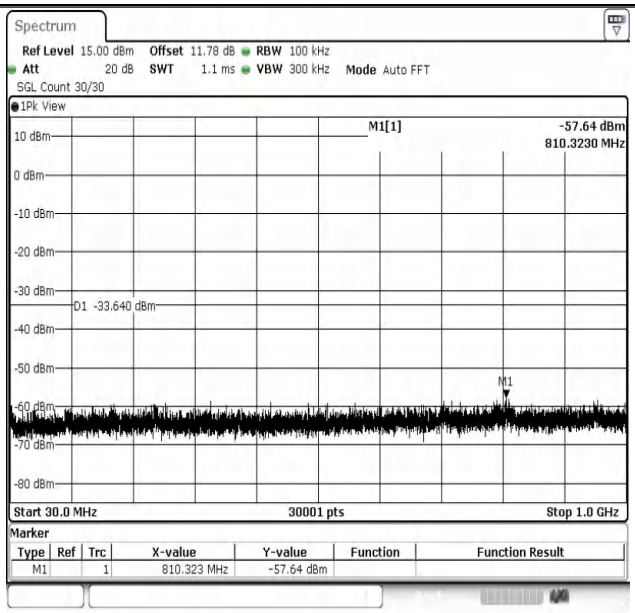

11N40SISO-Ant1-2452-30~1000-PASS

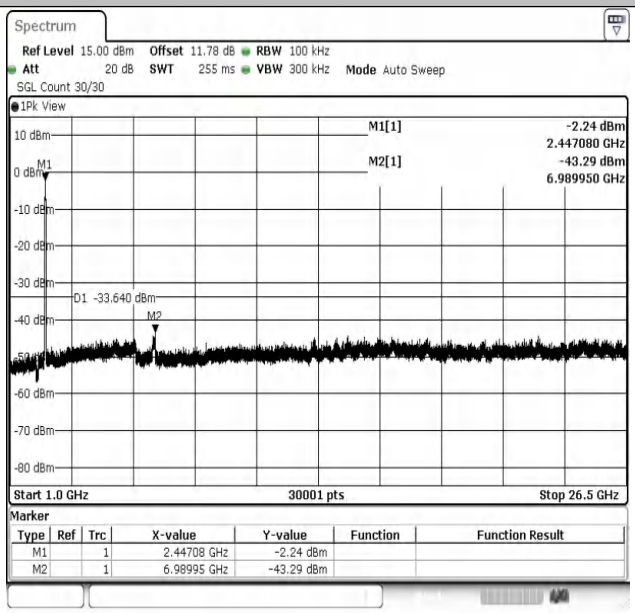

11N40SISO-Ant1-2452-1000~26500-PASS

Appendix G: Duty Cycle

Test Result

Test Mode	Antenna	Frequency [MHz]	Transmission Duration [ms]	Transmission Period [ms]	Duty Cycle [%]	Factor
11B	Ant1	2412	100.00	100.00	100.00	0.00
11B	Ant1	2437	100.00	100.00	100.00	0.00
11B	Ant1	2462	100.00	100.00	100.00	0.00
11G	Ant1	2412	0.36	0.45	80.00	0.97
11G	Ant1	2437	2.07	2.21	93.67	0.28
11G	Ant1	2462	2.06	2.23	92.38	0.34
11N20SISO	Ant1	2412	1.93	2.10	91.90	0.37
11N20SISO	Ant1	2437	1.92	2.04	94.12	0.26
11N20SISO	Ant1	2462	1.92	2.08	92.31	0.35
11N40SISO	Ant1	2422	0.94	1.11	84.68	0.72
11N40SISO	Ant1	2437	0.94	1.07	87.85	0.56
11N40SISO	Ant1	2452	0.94	1.10	85.45	0.68

Test Graphs

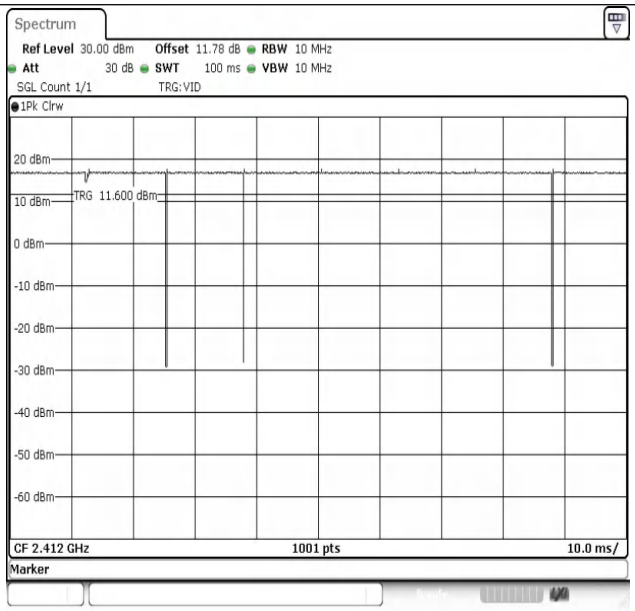

NTNV-11B-Ant1-2412

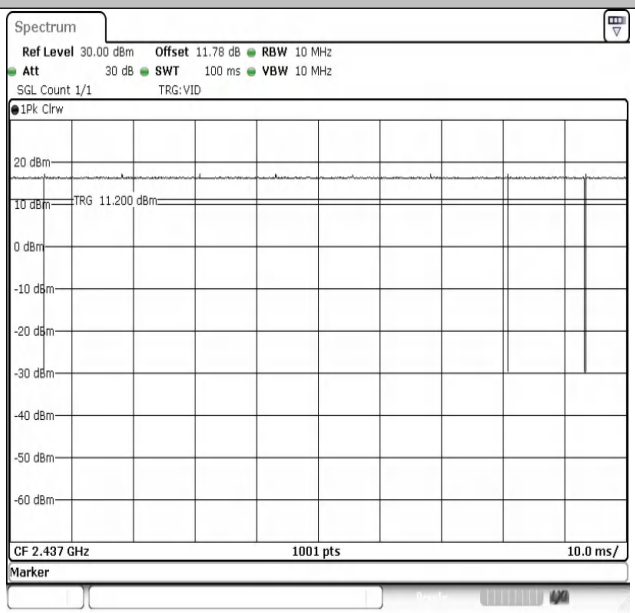

NTNV-11B-Ant1-2437

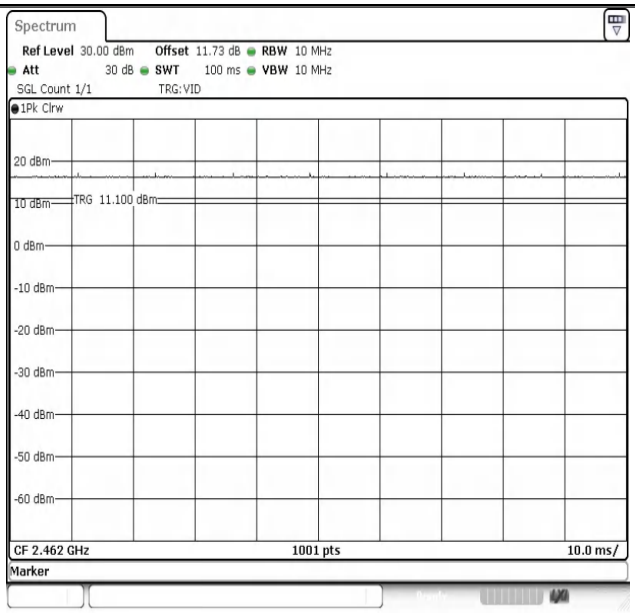

NTNV-11B-Ant1-2462

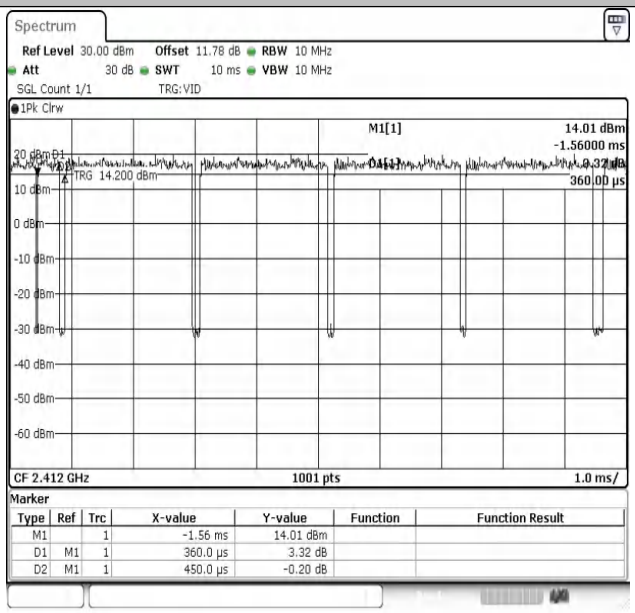

NTNV-11G-Ant1-2412

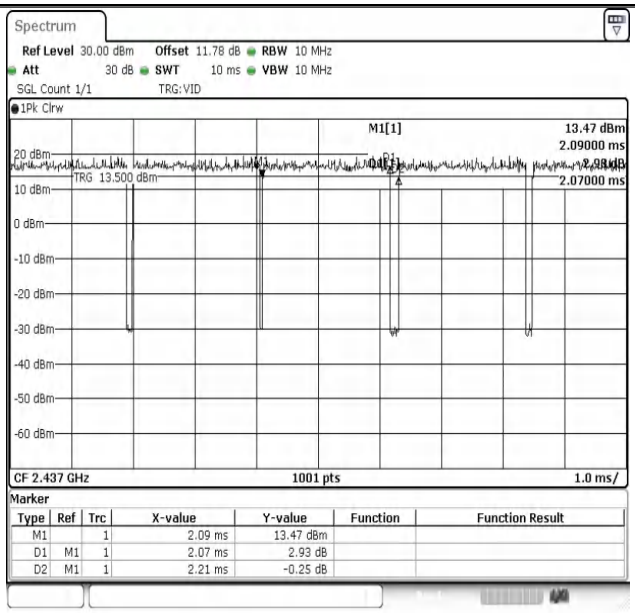

NTNV-11G-Ant1-2437

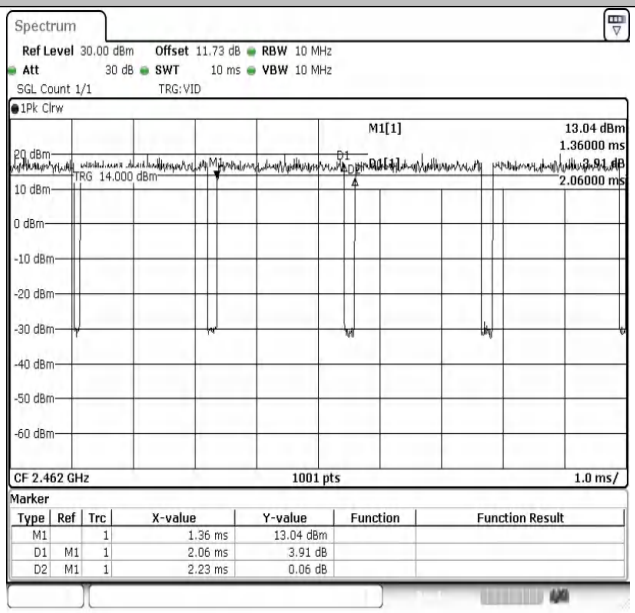

NTNV-11G-Ant1-2462

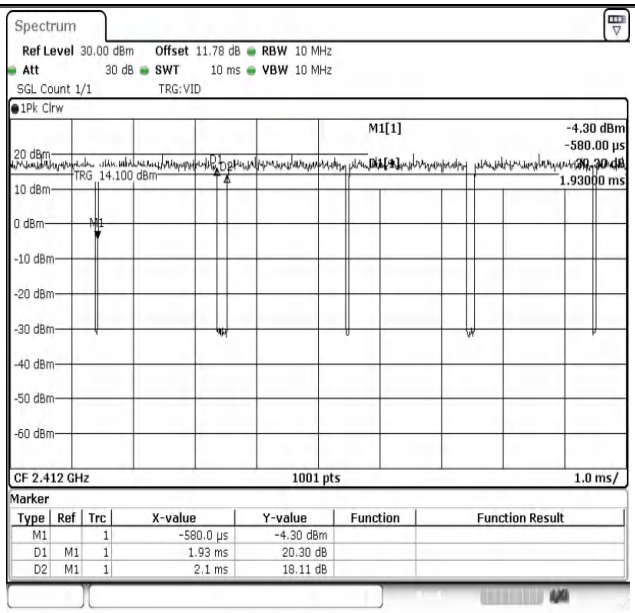

NTNV-11N20SISO-Ant1-2412

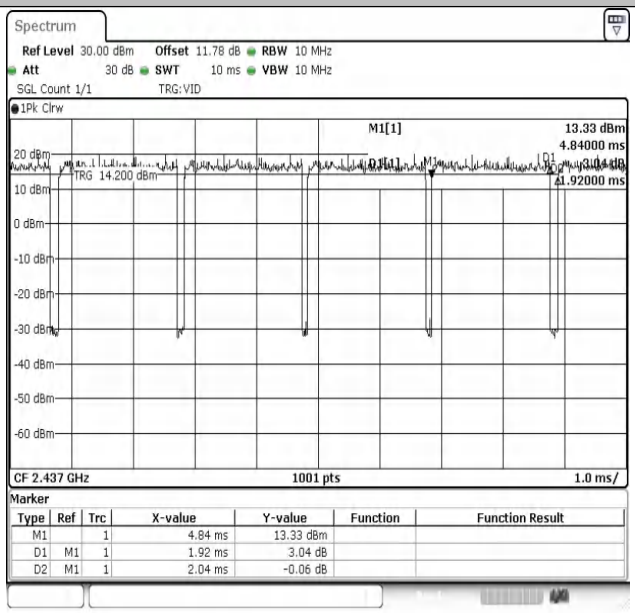

NTNV-11N20SISO-Ant1-2437

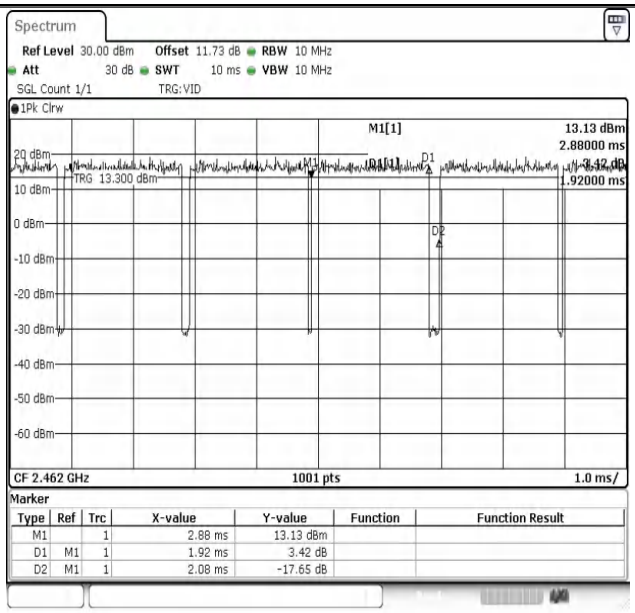

NTNV-11N20SISO-Ant1-2462

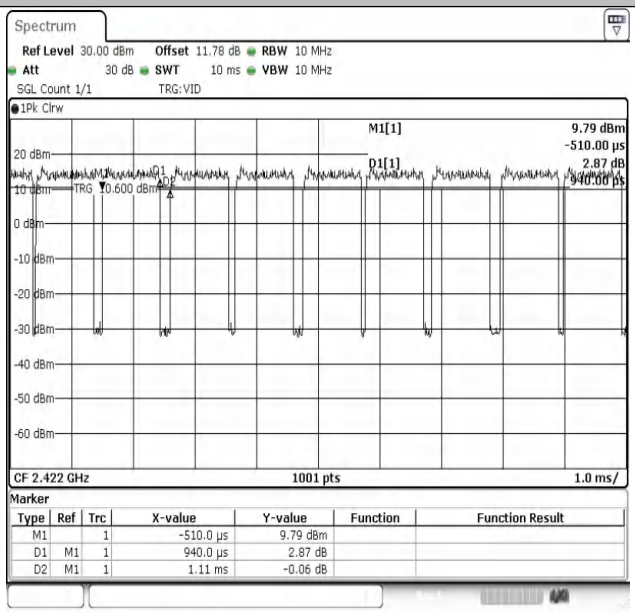

NTNV-11N40SISO-Ant1-2422

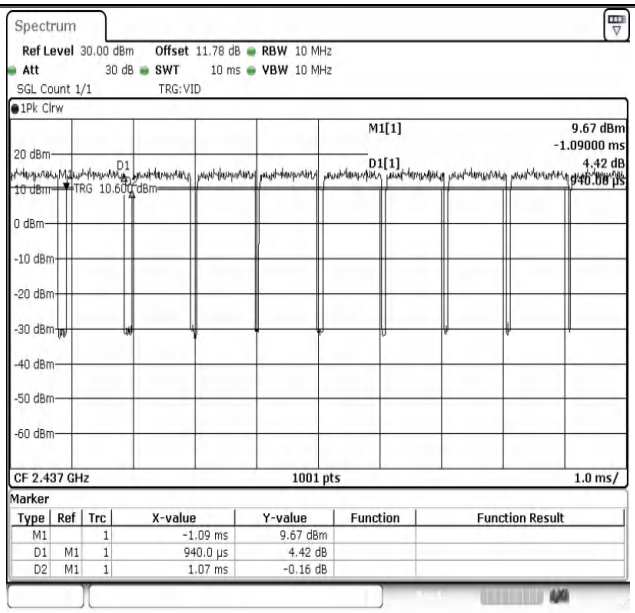

NTNV-11N40SISO-Ant1-2437

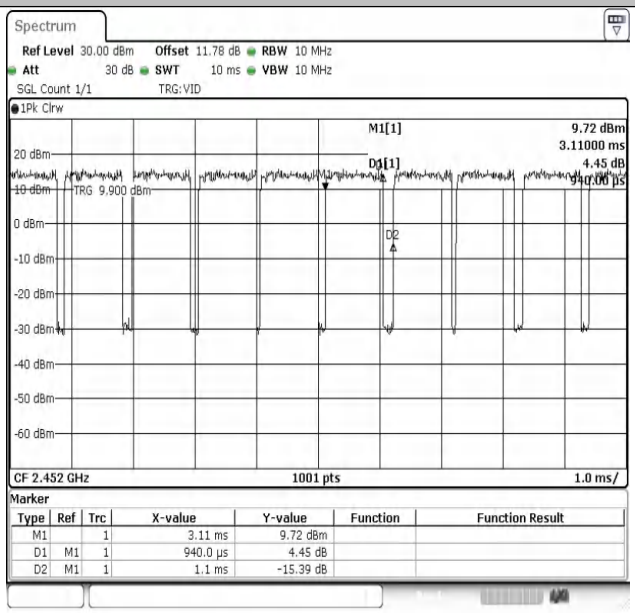

NTNV-11N40SISO-Ant1-2452

---End---