ANNEX E TEST DATA

For

Project No.:	8231EU013101W
Client:	Shenzhen Hruitu Intelligence Co., Ltd
Product Description:	Skiing wireless Bluetooth headphone
Model No.:	T3
FCC ID:	2BH4I-T3
Technology:	Bluetooth BLE
Test Engineer:	Mikey zhu
Test Date:	2024-08-13

Test Summary

Item	Result
Duty Cycle	Pass
Bandwidth	Pass
Maximum Conducted Output Power	Pass
Maximum Power Spectral Density	Pass
Unwanted Emissions In Non-restricted Frequency Bands	Pass
Unwanted Emissions In Restricted Frequency Bands	Pass

1. Duty Cycle

1.1 Test Result

1.1.1 Ant1

Ant1							
Mode	TX Type	Frequency (MHz)	T_on (ms)	Period (ms)	Duty Cycle (%)	Duty Cycle Correction Factor (dB)	Max. DC Variation (%)
1M	SISO	2402	2.146	2.499	85.87	0.66	0.03
		2440	2.146	2.500	85.84	0.66	0.03
		2480	2.145	2.501	85.77	0.67	0.07

1.2 Test Graph

1.2.1 Ant1

1M_LCH_2402MHz_Ant1_NTNV

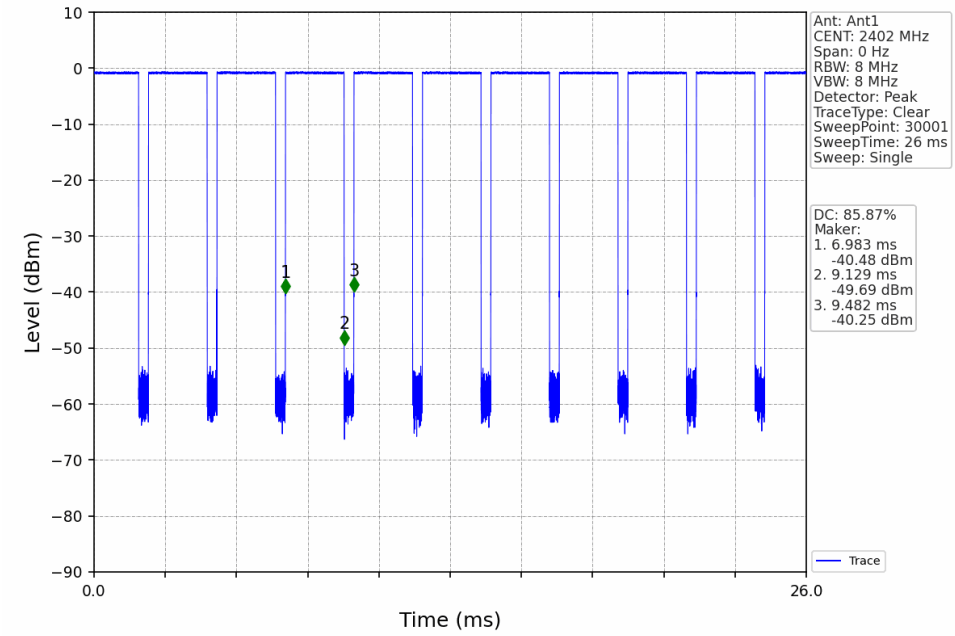

1M_MCH_2440MHz_Ant1_NTNV

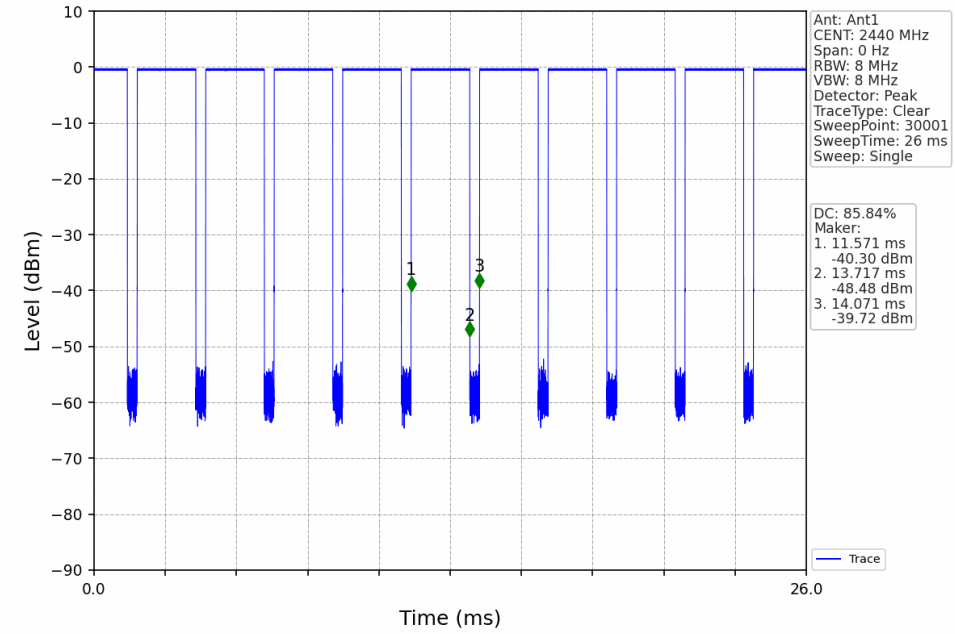

1M_HCH_2480MHz_Ant1_NTNV

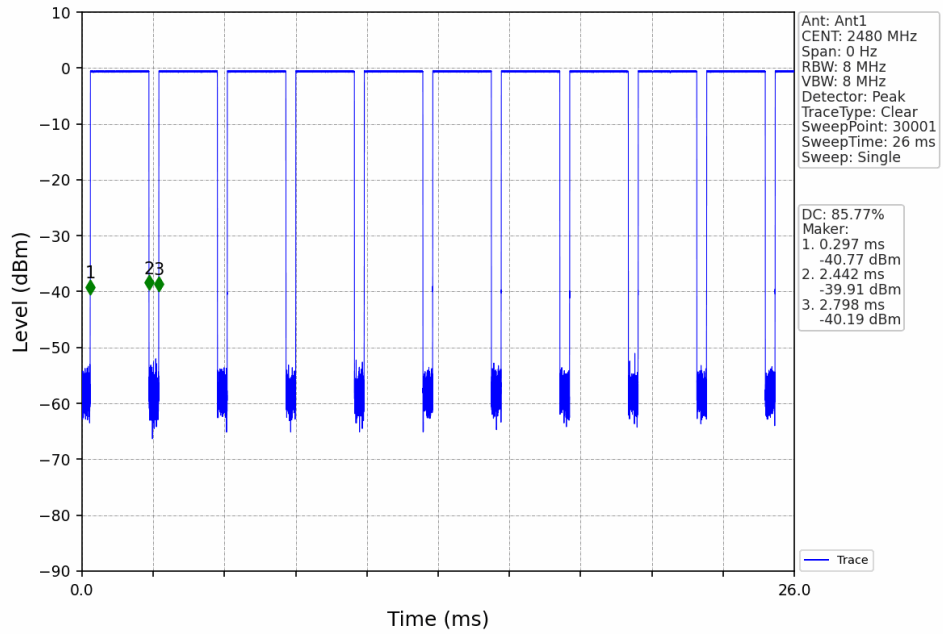

2. Bandwidth

2.1 Test Result

2.1.1 OBW

Mode	TX Type	Frequency (MHz)	ANT	99% Occupied Bandwidth (MHz)		Verdict
				Result	Limit	
1M	SISO	2402	1	1.026	/	Pass
		2440	1	1.035	/	Pass
		2480	1	1.032	/	Pass

2.1.2 6dB BW

Mode	TX Type	Frequency (MHz)	ANT	6dB Bandwidth (MHz)		Verdict
				Result	Limit	
1M	SISO	2402	1	0.663	>=0.5	Pass
		2440	1	0.660	>=0.5	Pass
		2480	1	0.660	>=0.5	Pass

2.2 Test Graph

2.2.1 OBW

1M_LCH_2402MHz_Ant1_NTNV

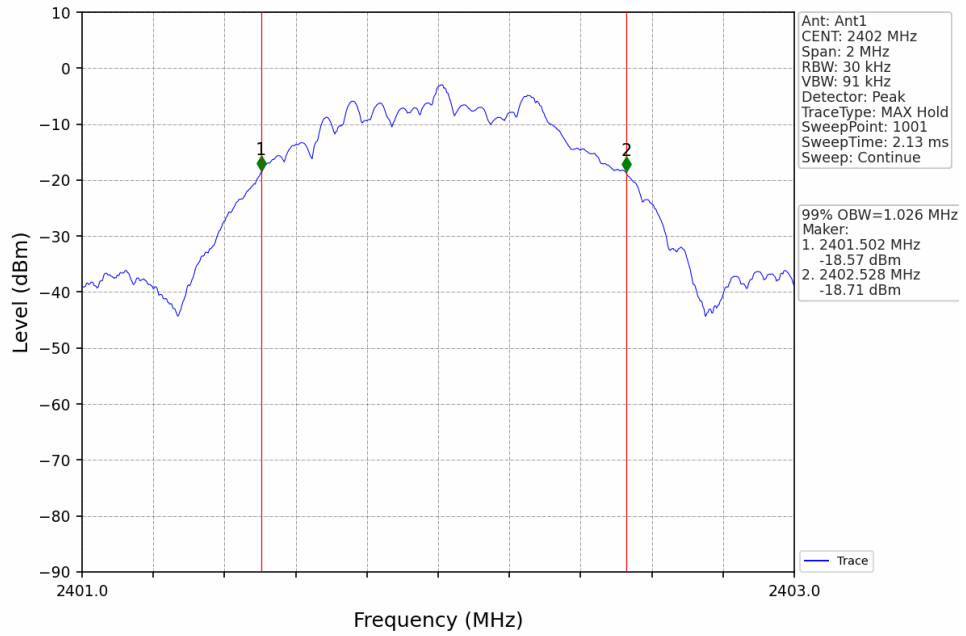

1M_MCH_2440MHz_Ant1_NTNV

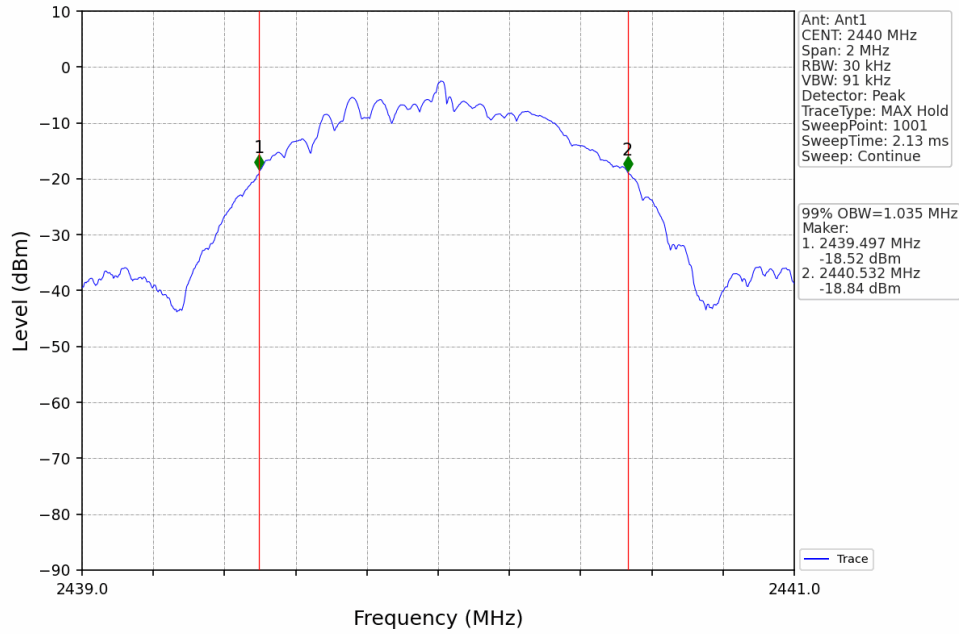

1M_HCH_2480MHz_Ant1_NTNV

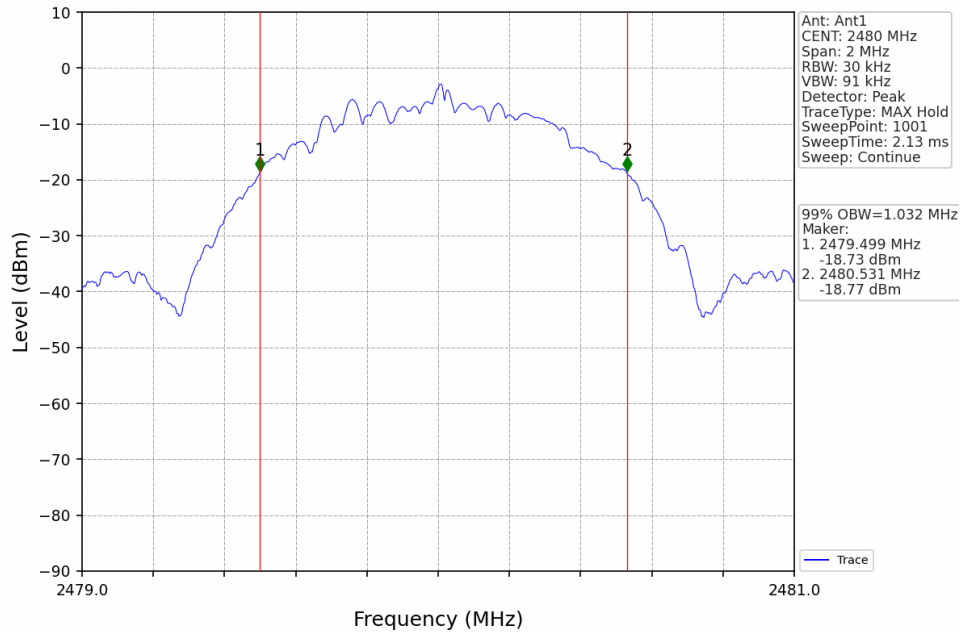

2.2.2 6dB BW

1M_LCH_2402MHz_Ant1_NTNV

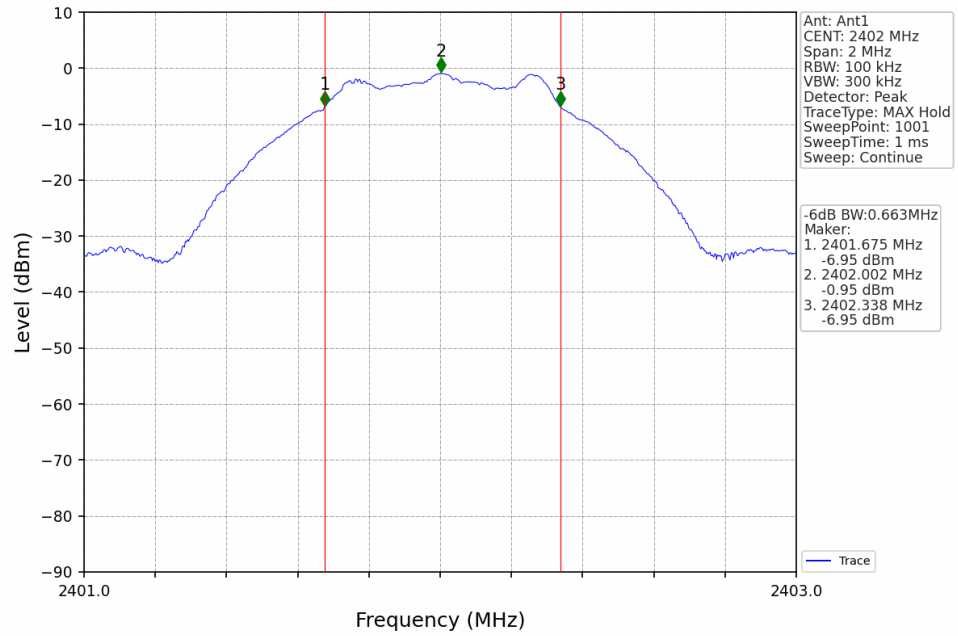

1M_MCH_2440MHz_Ant1_NTNV

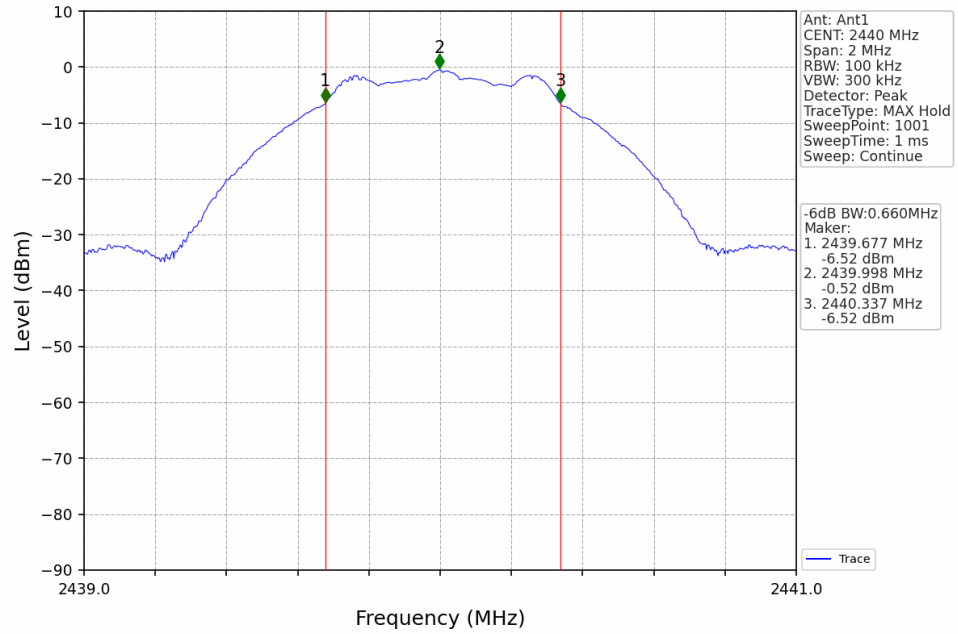

1M_HCH_2480MHz_Ant1_NTNV

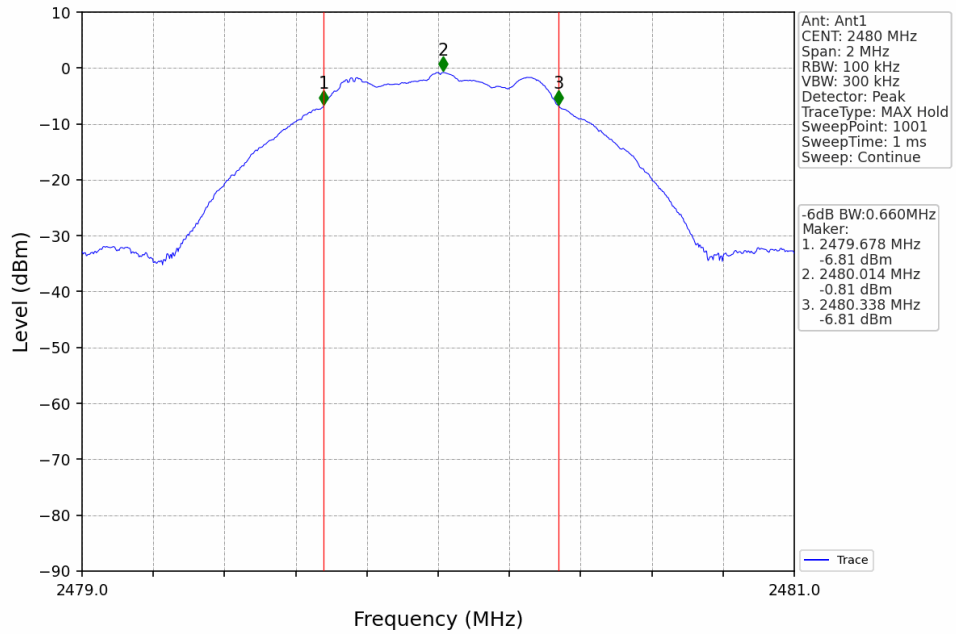

3. Maximum Conducted Output Power

3.1 Test Result

3.1.1 Power

Mode	TX Type	Frequency (MHz)	Maximum Peak Conducted Output Power (dBm)		Verdict
			ANT1	Limit	
1M	SISO	2402	-0.76	<=30	Pass
		2440	-0.34	<=30	Pass
		2480	-0.51	<=30	Pass

3.2 Test Graph

3.2.1 Power

1M_LCH_2402MHz_Ant1_NTNV

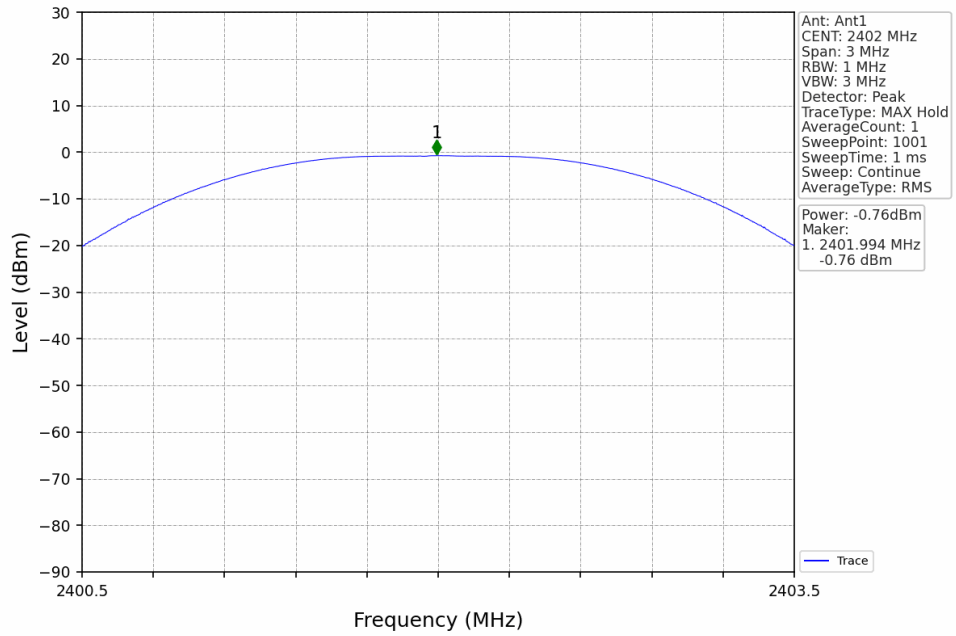

1M_MCH_2440MHz_Ant1_NTNV

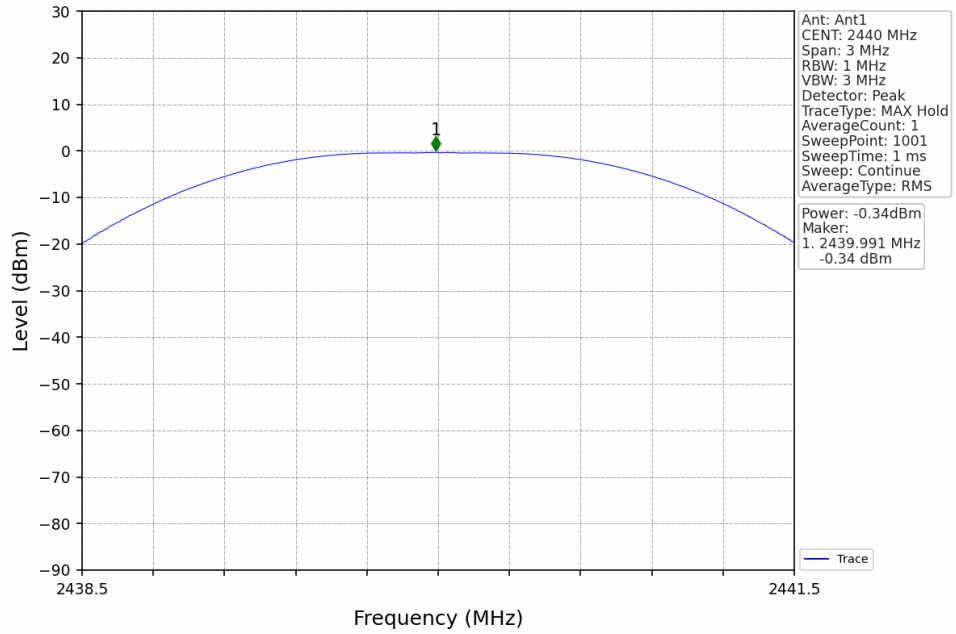

1M_HCH_2480MHz_Ant1_NTNV

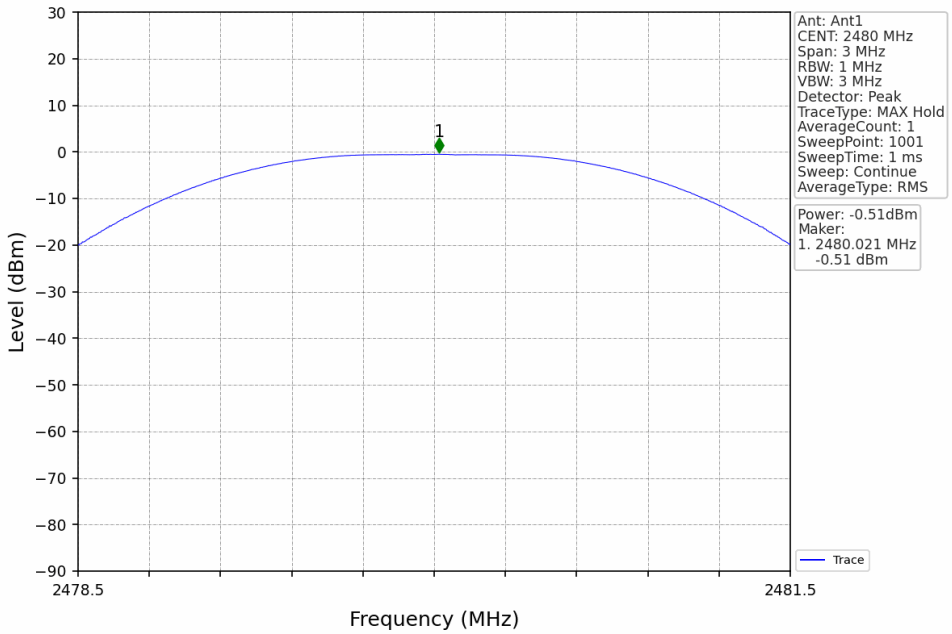

4. Maximum Power Spectral Density

4.1 Test Result

4.1.1 PSD

Mode	TX Type	Frequency (MHz)	Maximum PSD (dBm/3kHz)		Verdict
			ANT1	Limit	
1M	SISO	2402	-16.80	<=8	Pass
		2440	-16.27	<=8	Pass
		2480	-15.07	<=8	Pass

4.2 Test Graph

4.2.1 PSD

1M_LCH_2402MHz_Ant1_NTNV

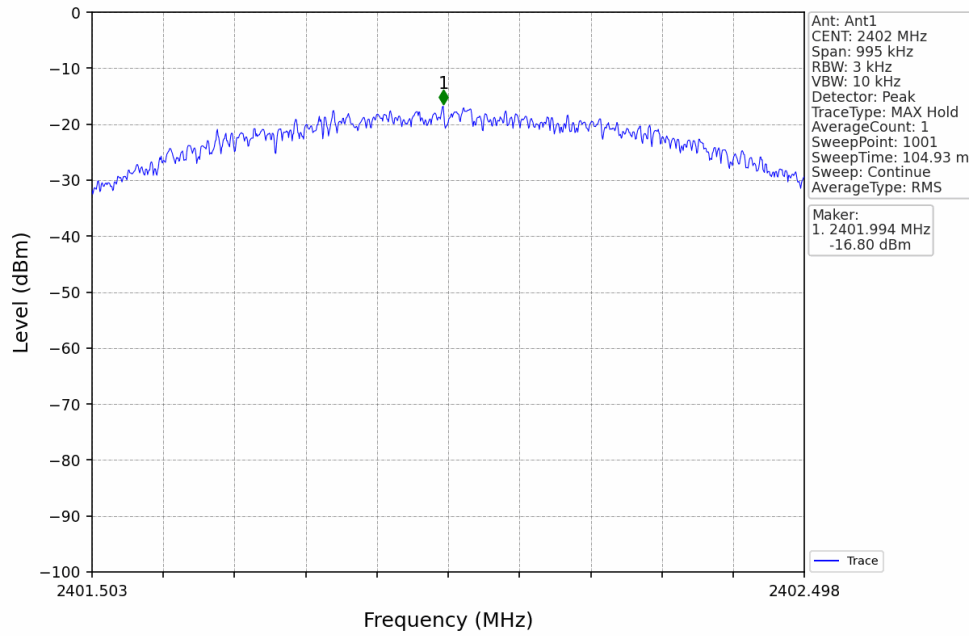

1M_MCH_2440MHz_Ant1_NTNV

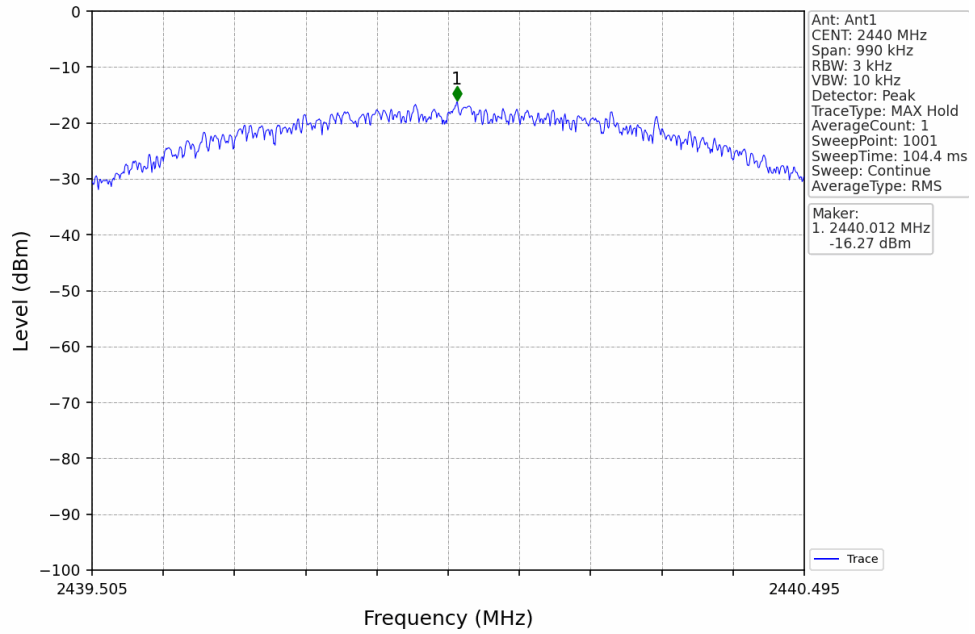

1M_HCH_2480MHz_Ant1_NTNV

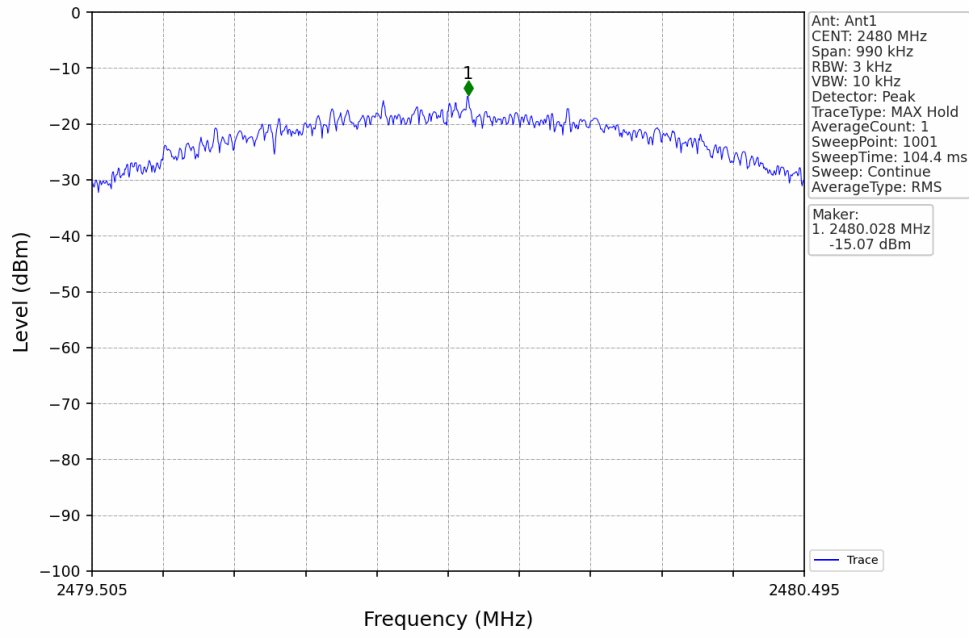

5. Unwanted Emissions In Non-restricted Frequency Bands

5.1 Test Result

5.1.1 Ref

Mode	TX Type	Frequency (MHz)	ANT	Level of Reference (dBm)
1M	SISO	2402	1	-1.00
		2440	1	-0.56
		2480	1	-0.71
Note1: Refer to FCC Part 15.247 (d) and ANSI C63.10-2020, the channel contains the maximum PSD level was used to establish the reference level.				

5.1.2 CSE

Mode	TX Type	Frequency (MHz)	ANT	Level of Reference (dBm)	Limit (dBm)	Verdict
1M	SISO	2402	1	-1.00	-21.00	Pass
		2440	1	-0.56	-20.56	Pass
		2480	1	-0.71	-20.71	Pass
Note1: Refer to FCC Part 15.247 (d) and ANSI C63.10-2020, the channel contains the maximum PSD level was used to establish the reference level.						

5.2 Test Graph

5.2.1 Ref

1M_LCH_2402MHz_Ant1_NTNV

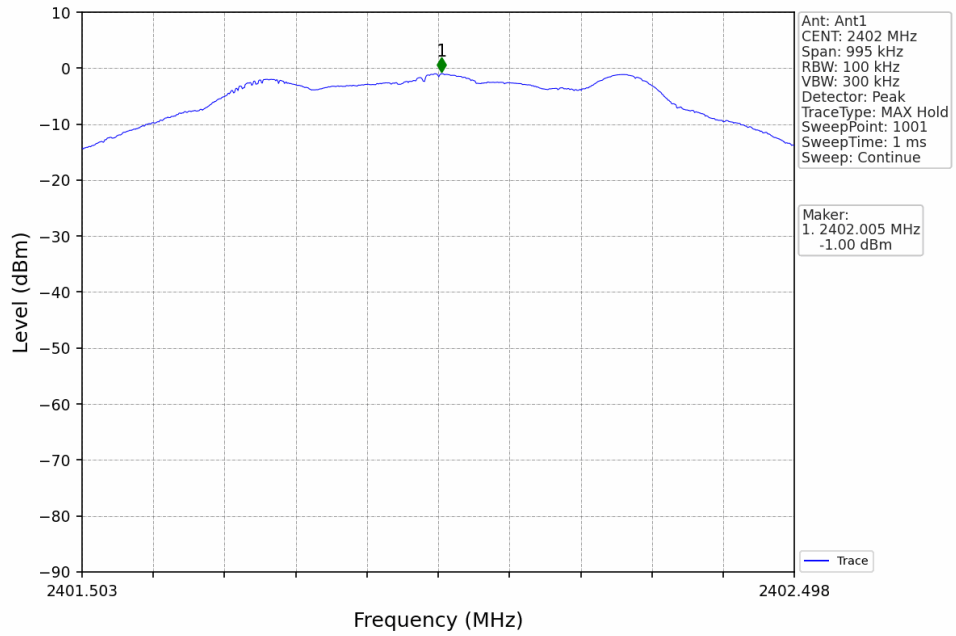

1M_MCH_2440MHz_Ant1_NTNV

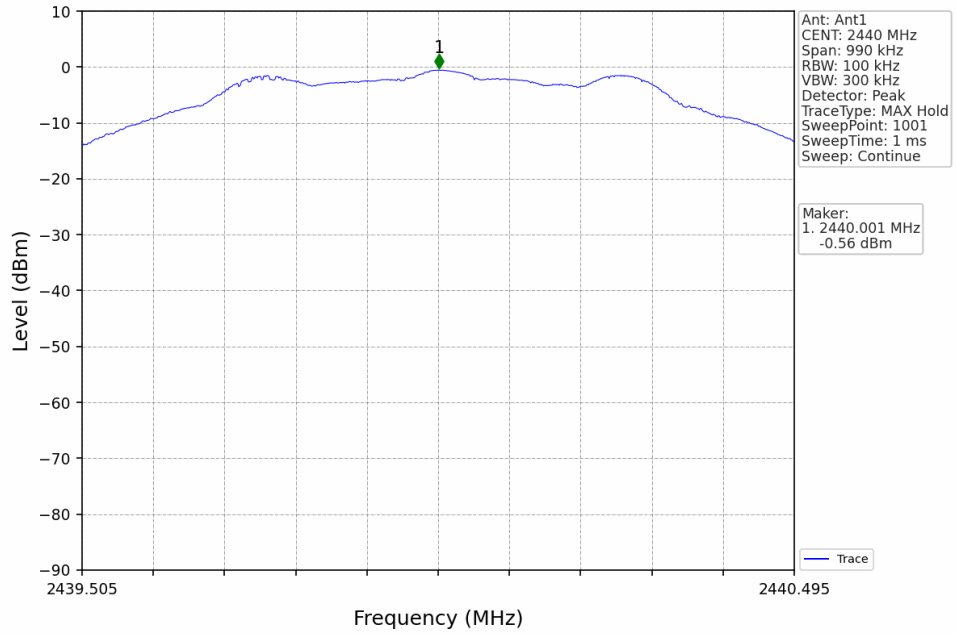

1M_HCH_2480MHz_Ant1_NTNV

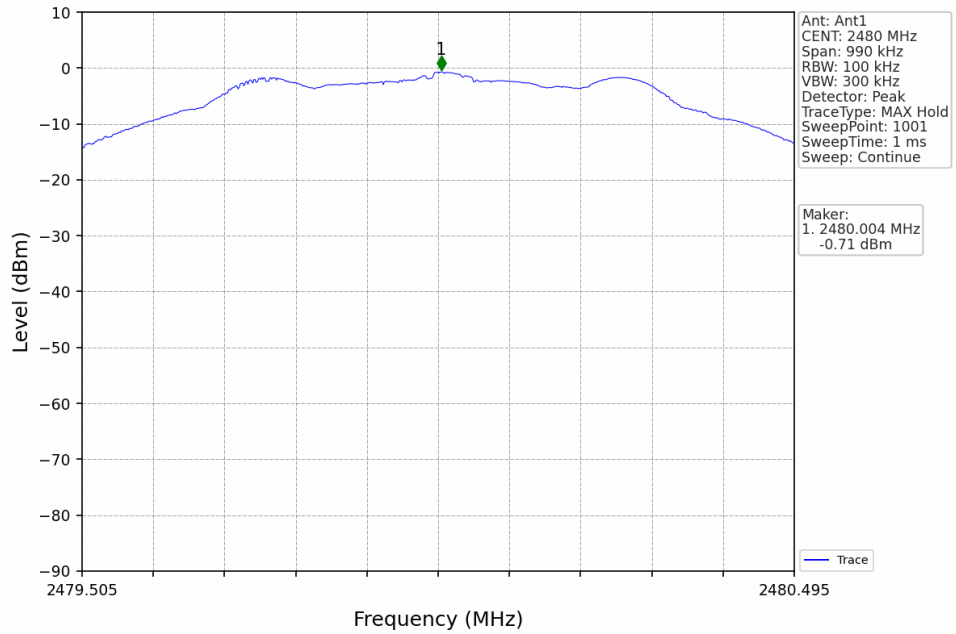

5.2.2 CSE

1M_LCH_2402MHz_Ant1_NTNV

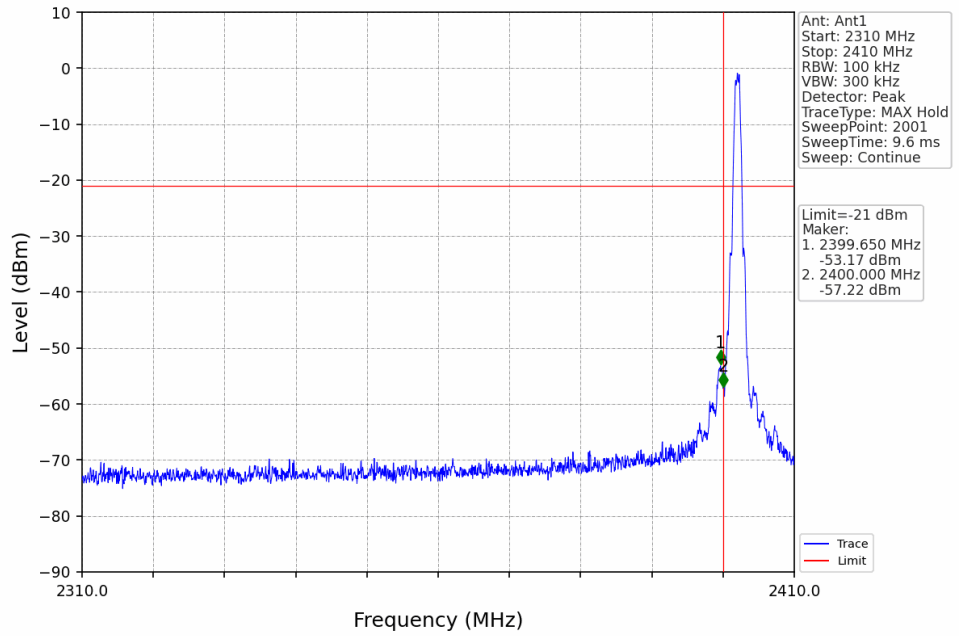

1M_LCH_2402MHz_Ant1_NTNV

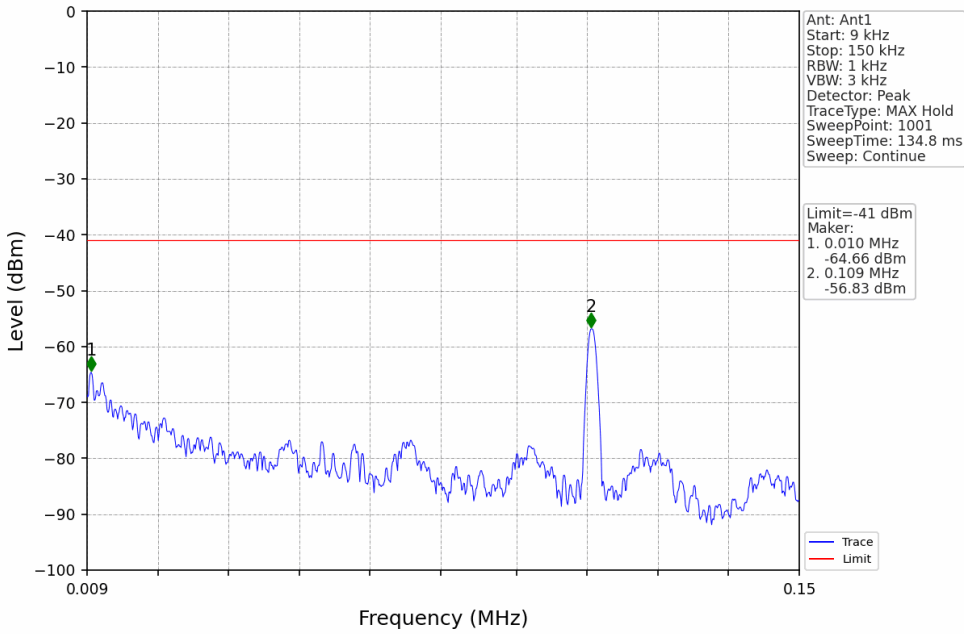

1M_LCH_2402MHz_Ant1_NTNV

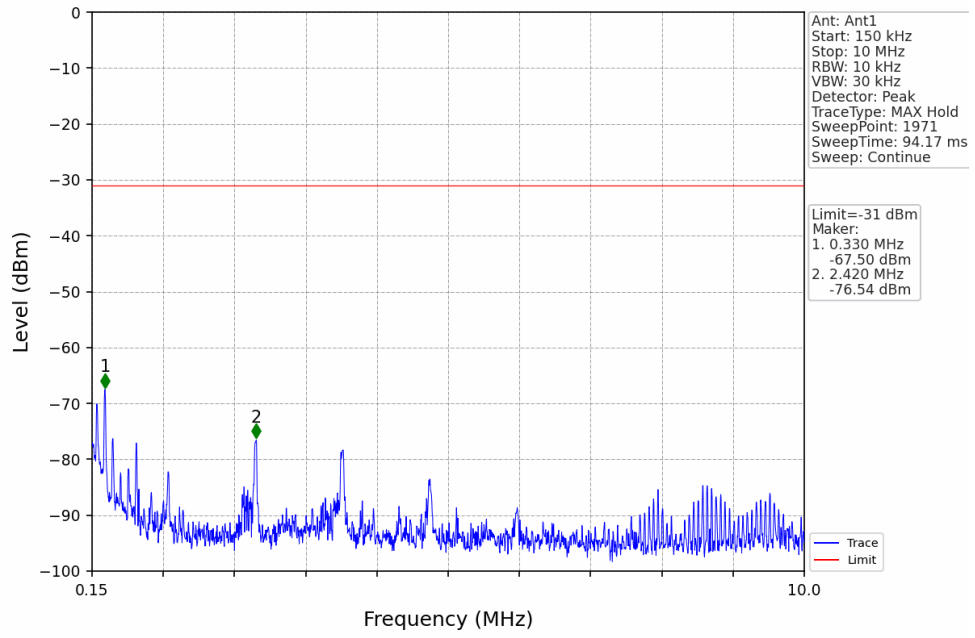

1M_LCH_2402MHz_Ant1_NTNV

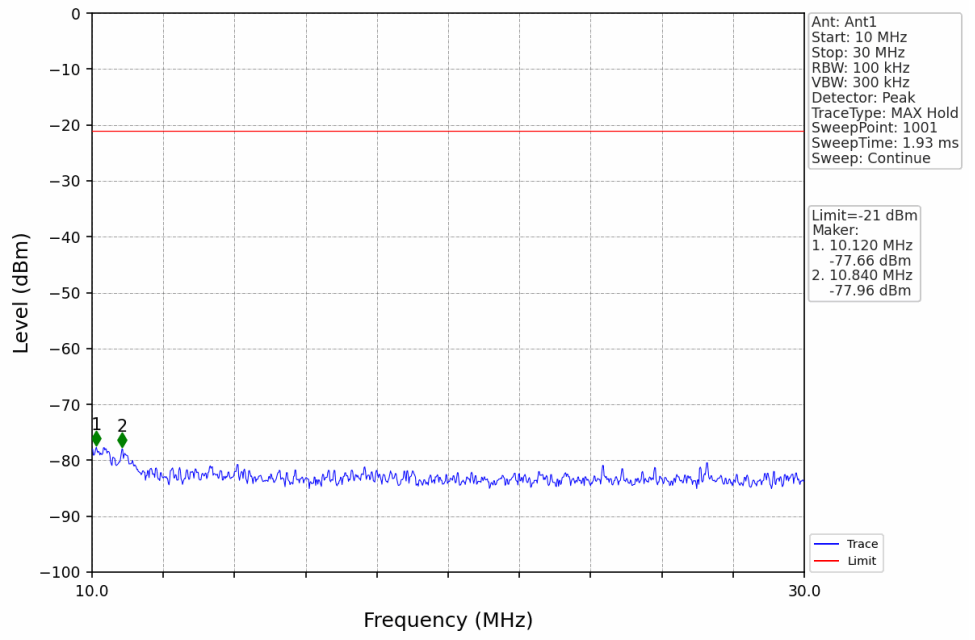

1M_LCH_2402MHz_Ant1_NTNV

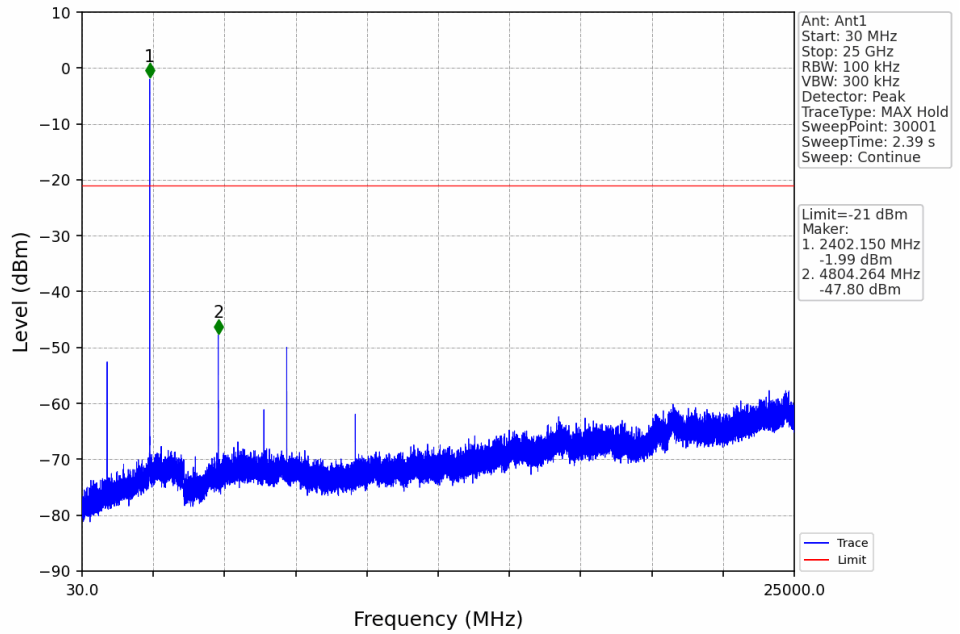

1M_MCH_2440MHz_Ant1_NTNV

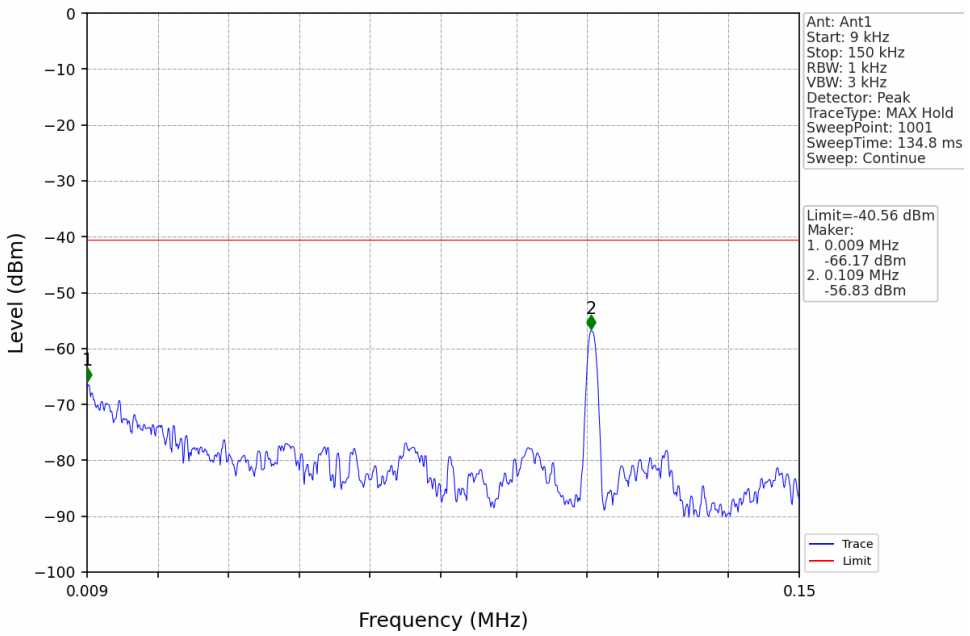

1M_MCH_2440MHz_Ant1_NTNV

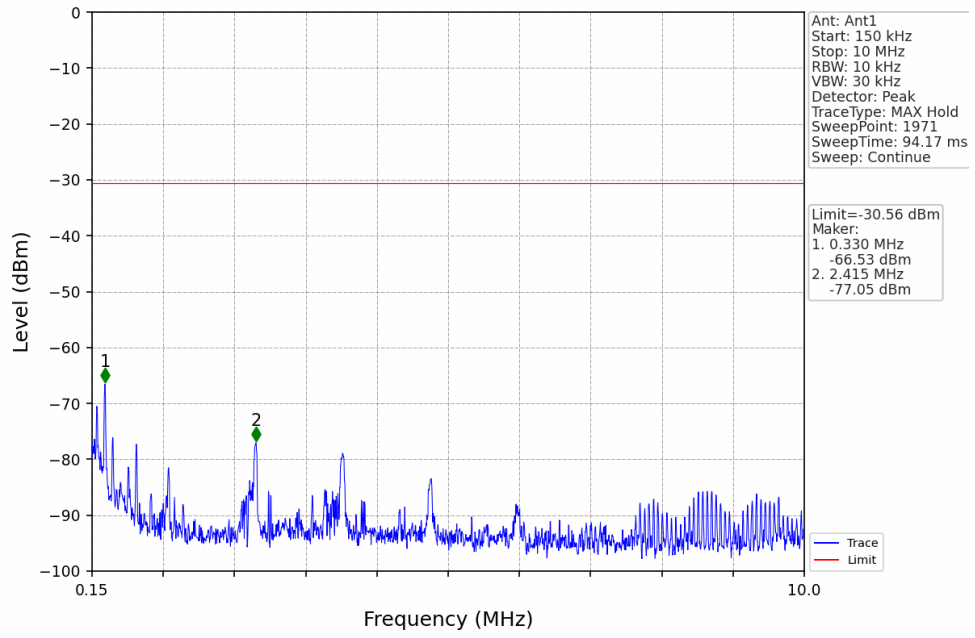

1M_MCH_2440MHz_Ant1_NTNV

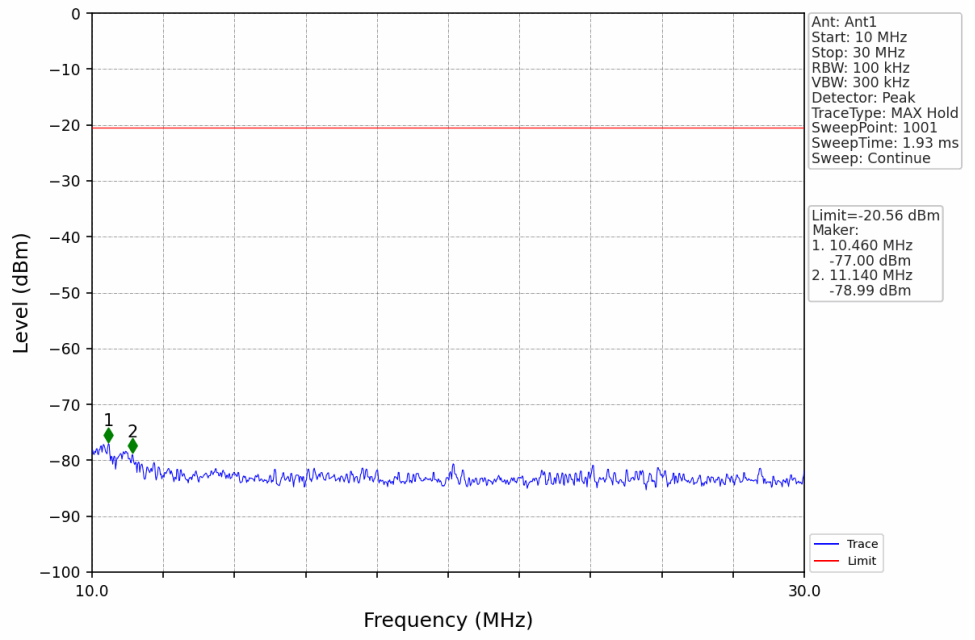

1M_MCH_2440MHz_Ant1_NTNV

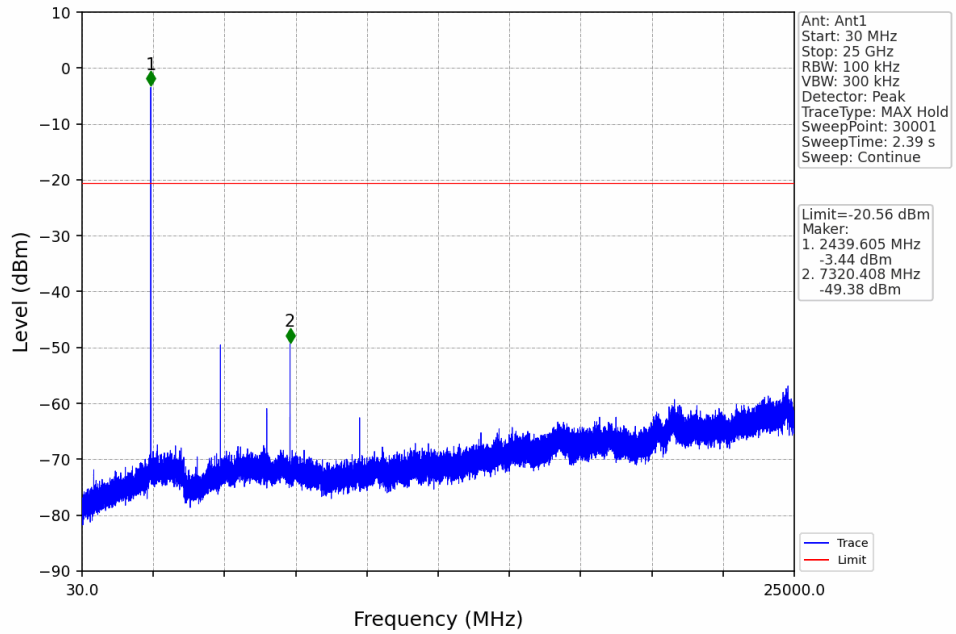

1M_HCH_2480MHz_Ant1_NTNV

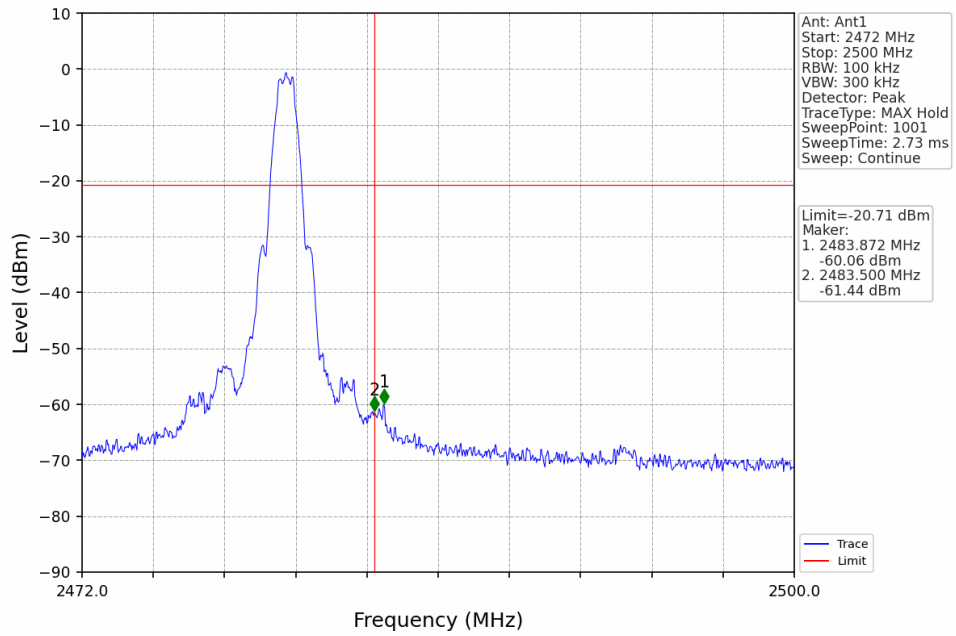

1M_HCH_2480MHz_Ant1_NTNV

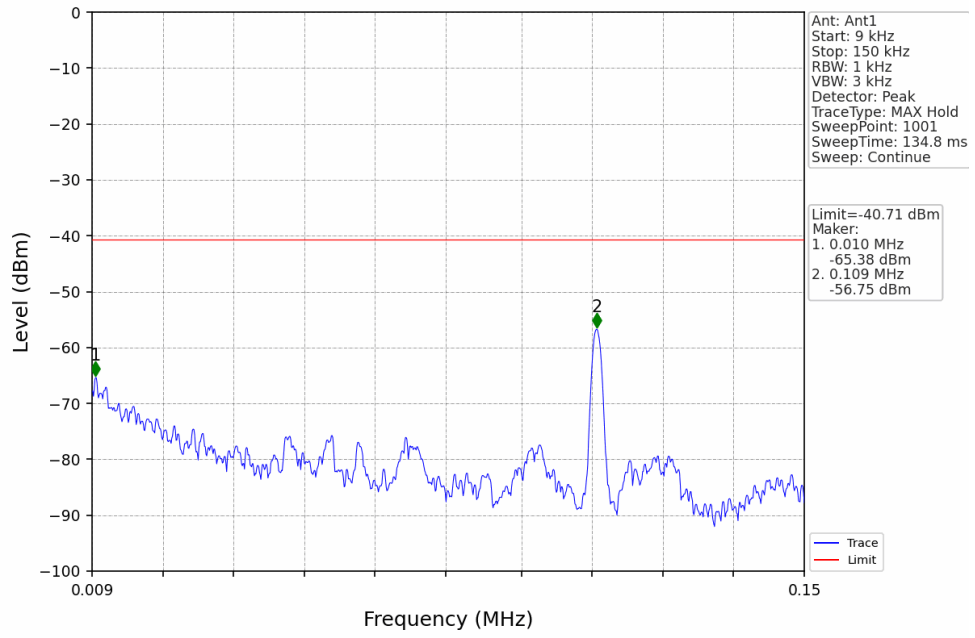

1M_HCH_2480MHz_Ant1_NTNV

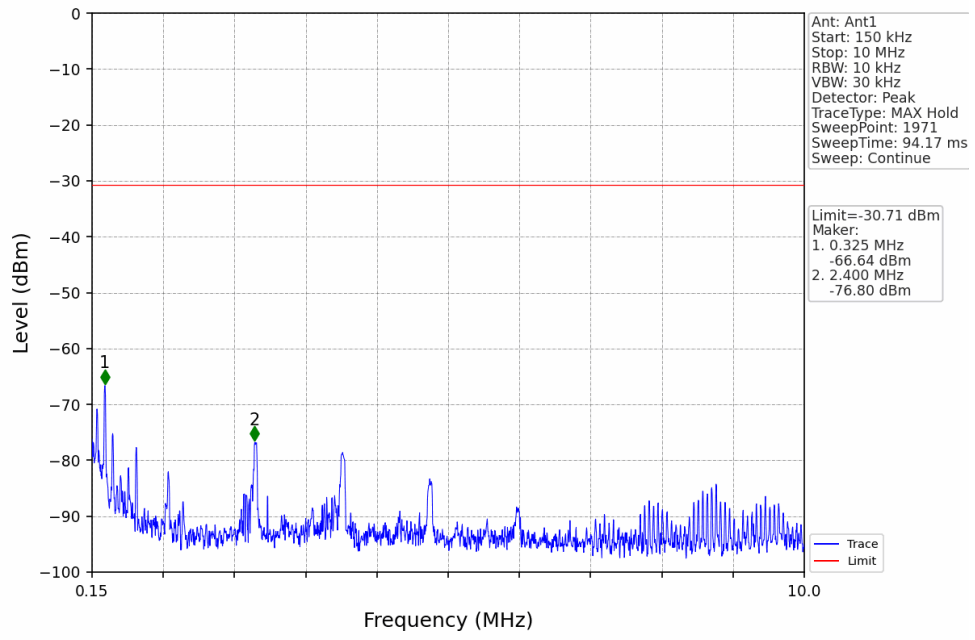

1M_HCH_2480MHz_Ant1_NTNV

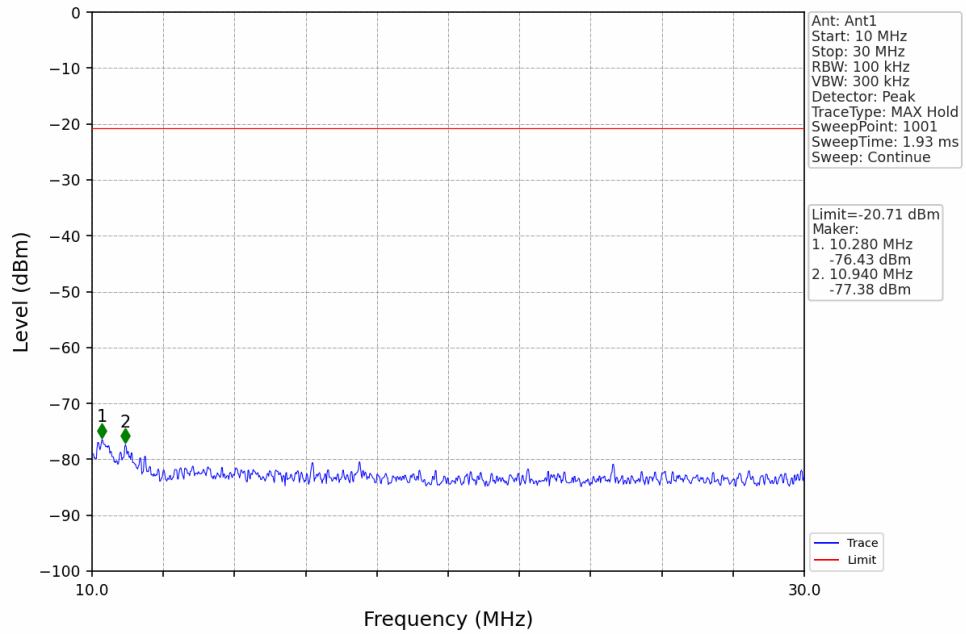

1M_HCH_2480MHz_Ant1_NTNV

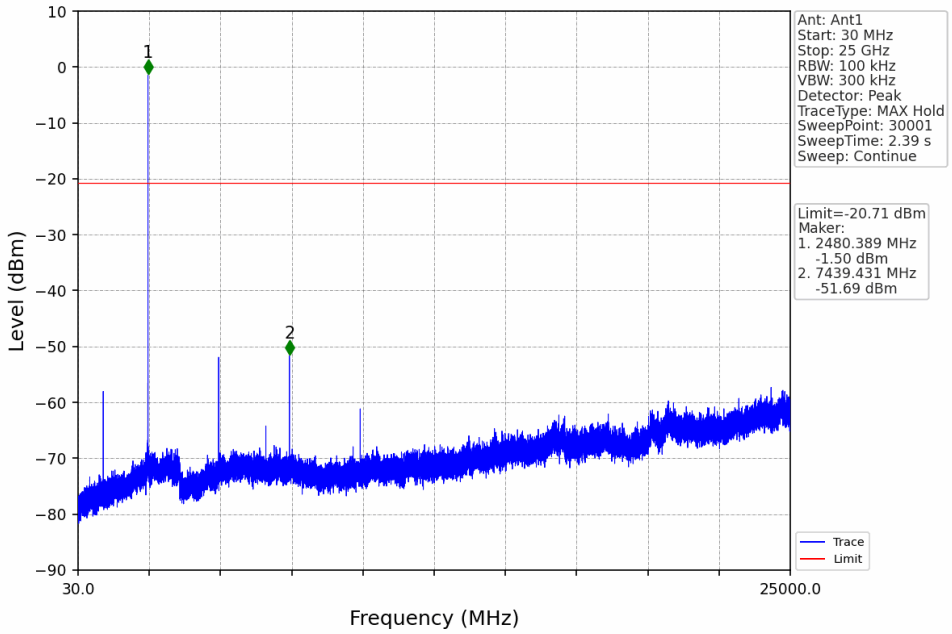

6. Unwanted Emissions In Restricted Frequency Bands

6.1 Test Result

6.1.1 RSE

Mode	TX Type	Frequency (MHz)	ANT	Level of Unwanted Emissions (dBm)		Verdict
				Result	Limit	
1M	SISO	2402	1	Refer To Test Graph		Pass
		2440	1	Refer To Test Graph		Pass
		2480	1	Refer To Test Graph		Pass

6.2 Test Graph

6.2.1 RSE

1M_LCH_2402MHz_Ant1_NTNV

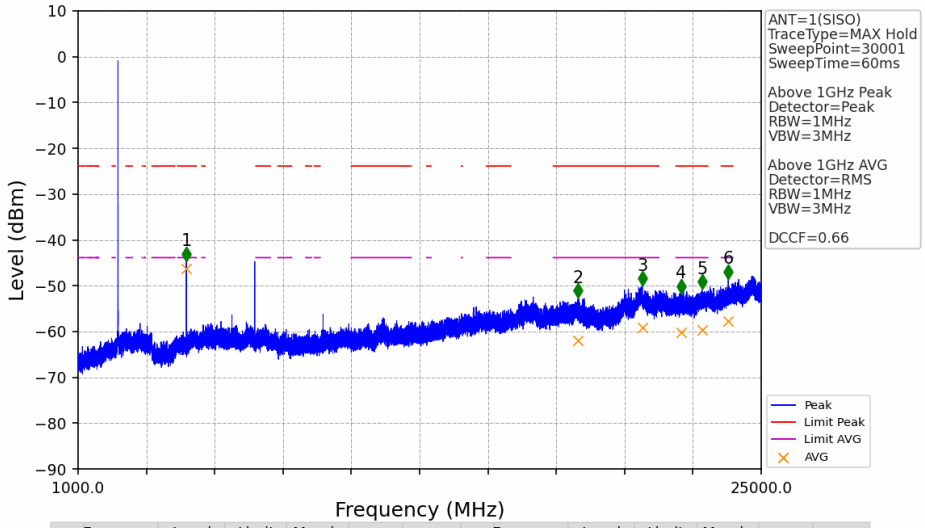

No	Frequency (MHz)	Level (dBm)	Limit (dBm)	Margin (dB)	Status	Remark	No	Frequency (MHz)	Level (dBm)	Limit (dBm)	Margin (dB)	Status	Remark
1	4804	-44.61	-21.20	20.74	Pass	Peak	7	4804	-46.30	-41.20	2.43	Pass	AVG
2	18570.4	-52.64	-21.20	28.77	Pass	Peak	8	18570.4	-61.88	-41.20	18.00	Pass	AVG
3	20825.6	-49.96	-21.20	26.09	Pass	Peak	9	20825.6	-59.08	-41.20	15.21	Pass	AVG
4	22187.2	-51.65	-21.20	27.78	Pass	Peak	10	22187.2	-60.11	-41.20	16.24	Pass	AVG
5	22920.8	-50.67	-21.20	26.80	Pass	Peak	11	22920.8	-59.65	-41.20	15.78	Pass	AVG
6	23841.6	-48.49	-21.20	24.62	Pass	Peak	12	23841.6	-57.73	-41.20	13.86	Pass	AVG

1M_LCH_2402MHz_Ant1_NTNV

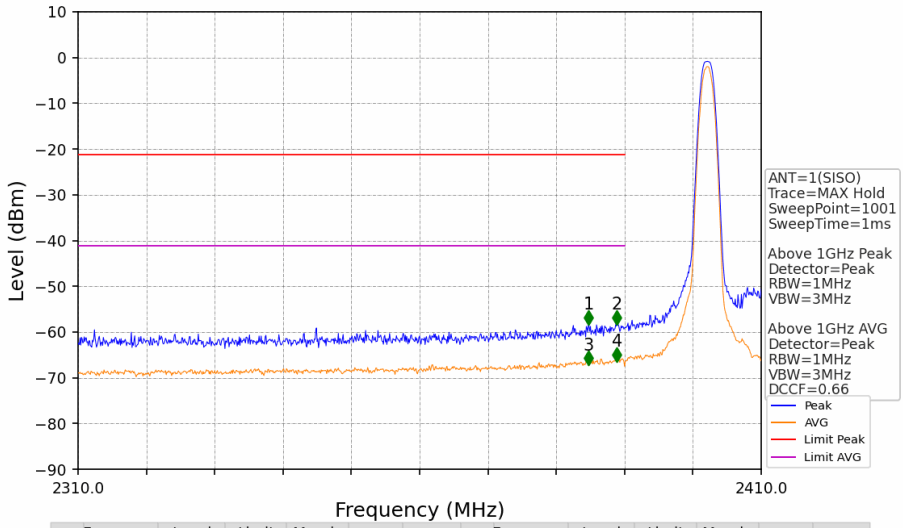

No	Frequency (MHz)	Level (dBm)	Limit (dBm)	Margin (dB)	Status	Remark	No	Frequency (MHz)	Level (dBm)	Limit (dBm)	Margin (dB)	Status	Remark
1	2384.700	-58.34	-21.20	34.47	Pass	Peak	3	2384.700	/	-21.20	/	/	AVG
2	2388.900	-58.37	-21.20	34.50	Pass	Peak	4	2388.900	/	-21.20	/	/	AVG

1M_MCH_2440MHz_Ant1_NTNV

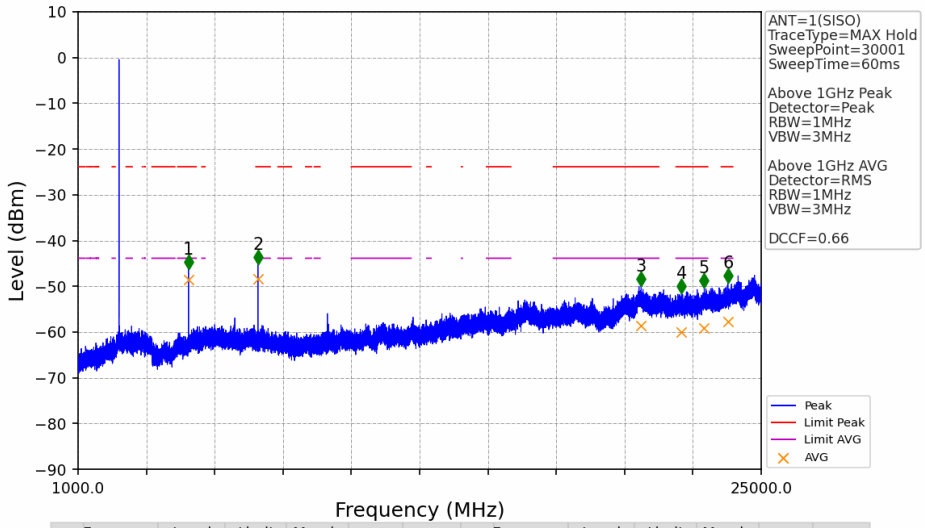

No	Frequency (MHz)	Level (dBm)	Limit (dBm)	Margin (dB)	Status	Remark	No	Frequency (MHz)	Level (dBm)	Limit (dBm)	Margin (dB)	Status	Remark
1	4880	-46.23	-21.20	22.36	Pass	Peak	7	4880	-48.52	-41.20	4.65	Pass	AVG
2	7320	-45.19	-21.20	21.32	Pass	Peak	8	7320	-48.44	-41.20	4.57	Pass	AVG
3	20782.4	-49.98	-21.20	26.11	Pass	Peak	9	20782.4	-58.60	-41.20	14.73	Pass	AVG
4	22203.2	-51.60	-21.20	27.73	Pass	Peak	10	22203.2	-60.03	-41.20	16.16	Pass	AVG
5	22998.4	-50.34	-21.20	26.47	Pass	Peak	11	22998.4	-59.06	-41.20	15.19	Pass	AVG
6	23830.4	-49.21	-21.20	25.34	Pass	Peak	12	23830.4	-57.78	-41.20	13.91	Pass	AVG

1M_HCH_2480MHz_Ant1_NTNV

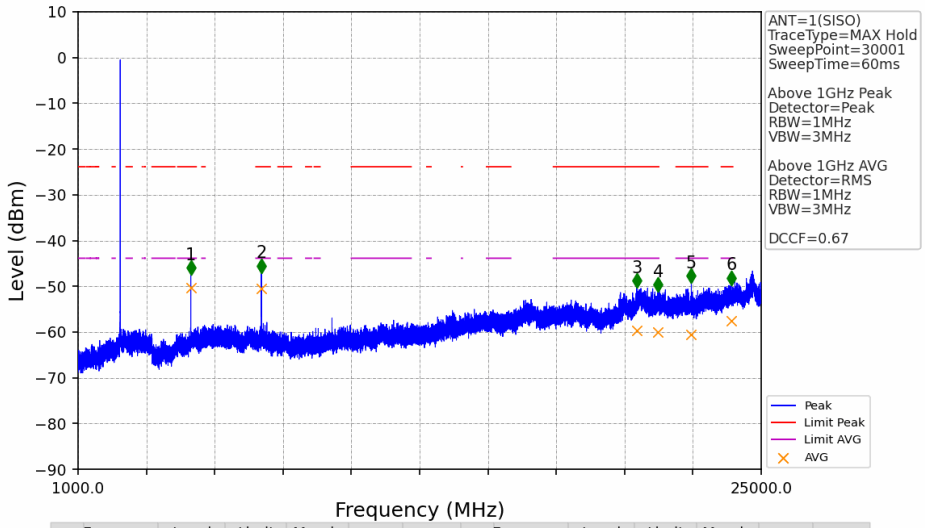

No	Frequency (MHz)	Level (dBm)	Limit (dBm)	Margin (dB)	Status	Remark	No	Frequency (MHz)	Level (dBm)	Limit (dBm)	Margin (dB)	Status	Remark
1	4960.8	-47.49	-21.20	23.62	Pass	Peak	7	4960.8	-50.23	-41.20	6.36	Pass	AVG
2	7440	-47.06	-21.20	23.19	Pass	Peak	8	7440	-50.45	-41.20	6.58	Pass	AVG
3	20620.8	-50.30	-21.20	26.43	Pass	Peak	9	20620.8	-59.69	-41.20	15.81	Pass	AVG
4	21375.2	-51.16	-21.20	27.30	Pass	Peak	10	21375.2	-60.05	-41.20	16.18	Pass	AVG
5	22544.8	-49.25	-21.20	25.38	Pass	Peak	11	22544.8	-60.49	-41.20	16.62	Pass	AVG
6	23946.4	-49.73	-21.20	25.86	Pass	Peak	12	23946.4	-57.53	-41.20	13.66	Pass	AVG

1M_HCH_2480MHz_Ant1_NTNV

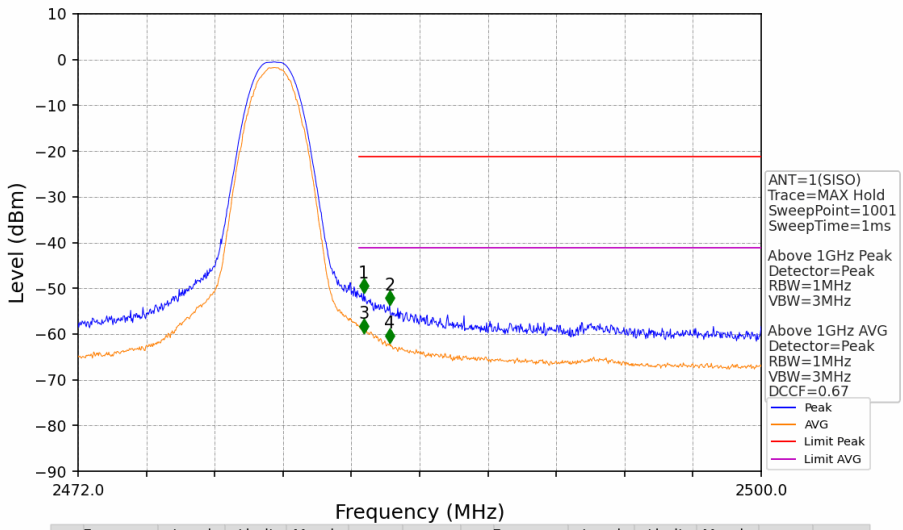

No	Frequency (MHz)	Level (dBm)	Limit (dBm)	Margin (dB)	Status	Remark	No	Frequency (MHz)	Level (dBm)	Limit (dBm)	Margin (dB)	Status	Remark
1	2483.704	-51.09	-21.20	27.22	Pass	Peak	3	2483.704	/	-21.20	/	/	AVG
2	2484.768	-53.62	-21.20	29.75	Pass	Peak	4	2484.768	/	-21.20	/	/	AVG

--------- End of Report -------