Appendix Test Data for SRD (Conducted Measurement)

Product Name: JP Wireless Washable Easy Clean Keyboard

Trade Mark: /

Test Model: ECKB-WL-WH

FCC ID: 2BH5Z-KB17US

Environmental Conditions

Temperature:	23.8℃
Relative Humidity:	58%
ATM Pressure:	100.0 kPa
Test Engineer:	Allen Lai
Supervised by:	Hugo Chen
NOTE	N/A

Appendix A: DTS Bandwidth

Test Result

TestMode	Antenna	Frequency[MHz]	DTS BW [MHz]	FL[MHz]	FH[MHz]	Limit[MHz]	Verdict
SRD	Ant1	2408	0.780	2407.660	2408.440	0.5	PASS
SRD	Ant1	2440	0.868	2439.604	2440.472	0.5	PASS
SRD	Ant1	2474	0.928	2473.528	2474.456	0.5	PASS

Test Graphs

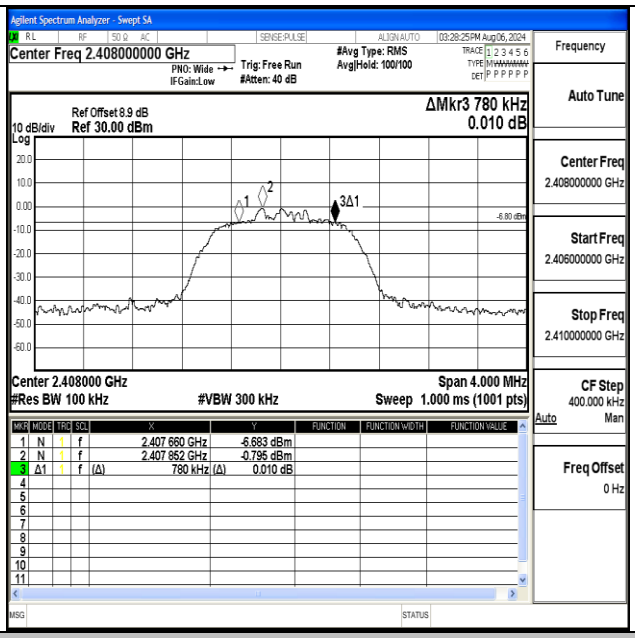

SRD-Ant1-2408-PASS

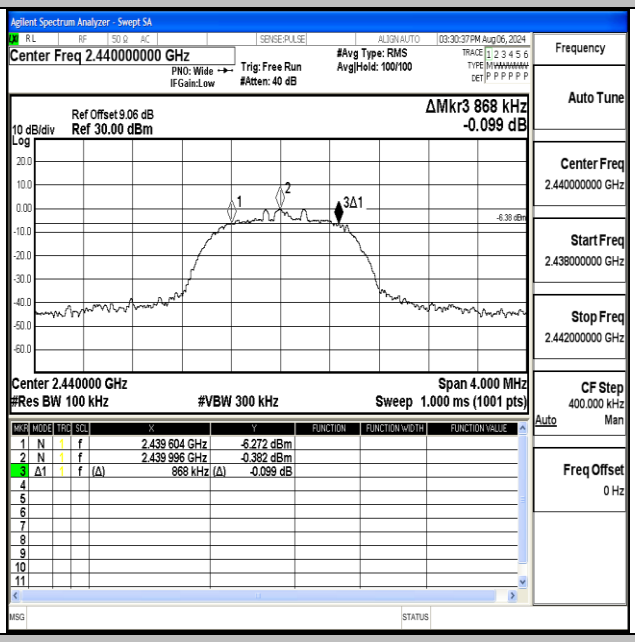

SRD-Ant1-2440-PASS

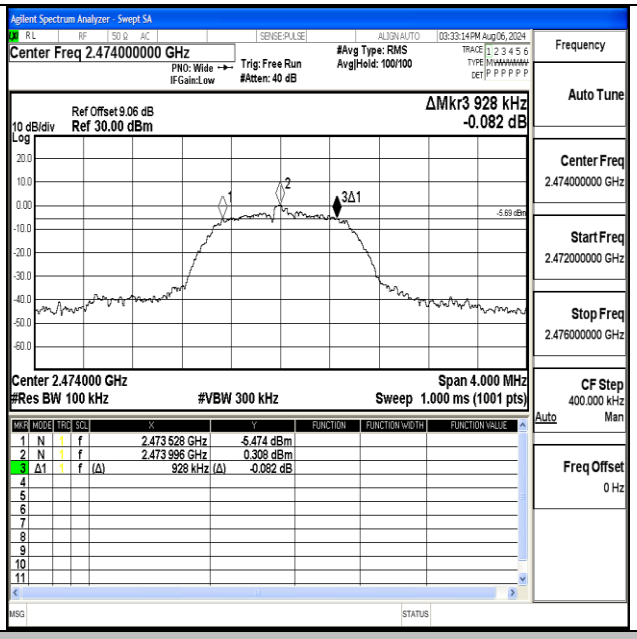

SRD-Ant1-2474-PASS

Appendix B: Occupied Channel Bandwidth

Test Result

TestMode	Antenna	Frequency[MHz]	OCB [MHz]	FL[MHz]	FH[MHz]	Limit[MHz]	Verdict
SRD	Ant1	2408	1.1878	2407.4218	2408.6096	---	---
SRD	Ant1	2440	1.1811	2439.4220	2440.6031	---	---
SRD	Ant1	2474	1.2119	2473.4111	2474.6230	---	---

Test Graphs

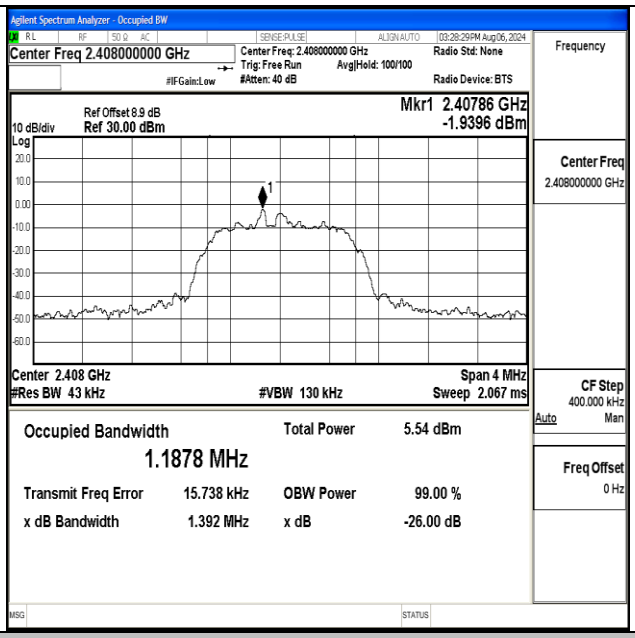

SRD-Ant1-2408

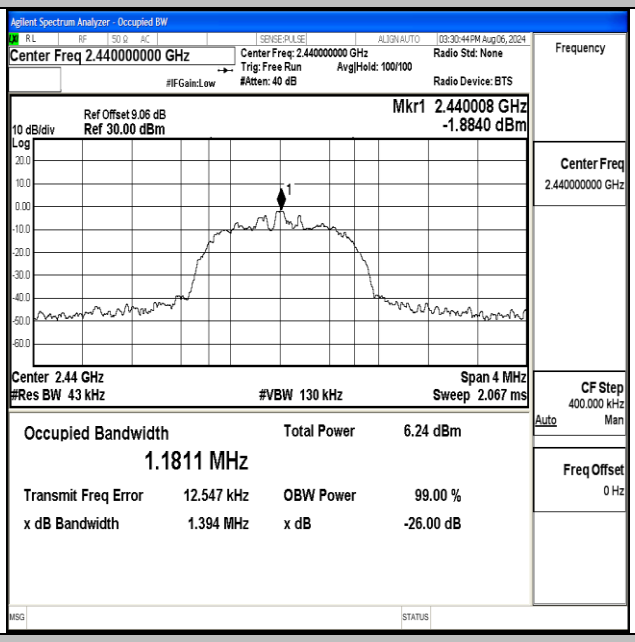

SRD-Ant1-2440

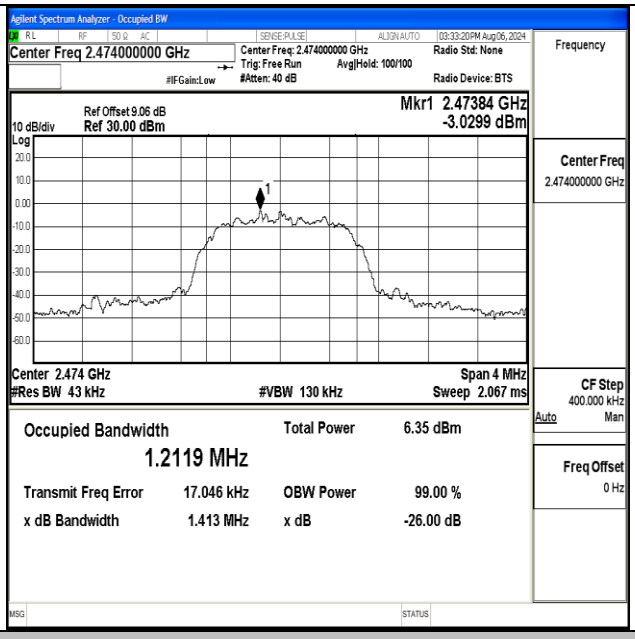

SRD-Ant1-2474

Appendix C: Maximum peak conducted output power

Test Result Peak

TestMode	Antenna	Frequency[MHz]	Conducted Peak Power[dBm]	Conducted Limit[dBm]	Verdict
SRD	Ant1	2408	0.38	≤30	PASS
SRD	Ant1	2440	0.87	≤30	PASS
SRD	Ant1	2474	1.66	≤30	PASS

Test Graphs Peak

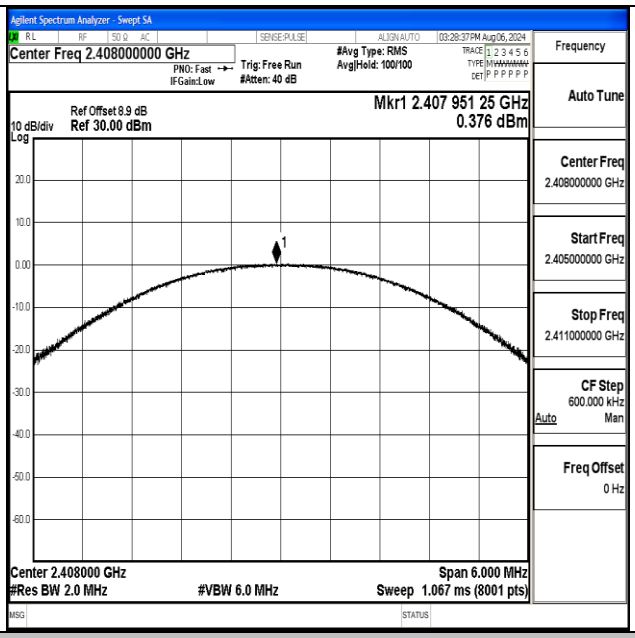

SRD-Ant1-2408-PASS

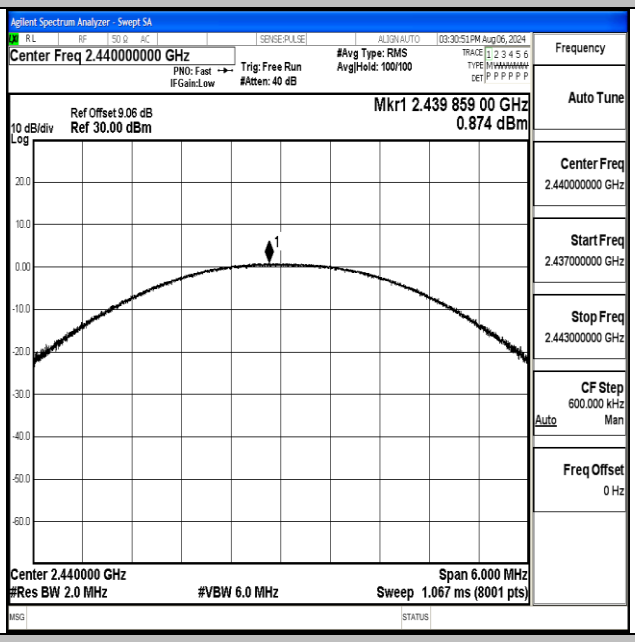

SRD-Ant1-2440-PASS

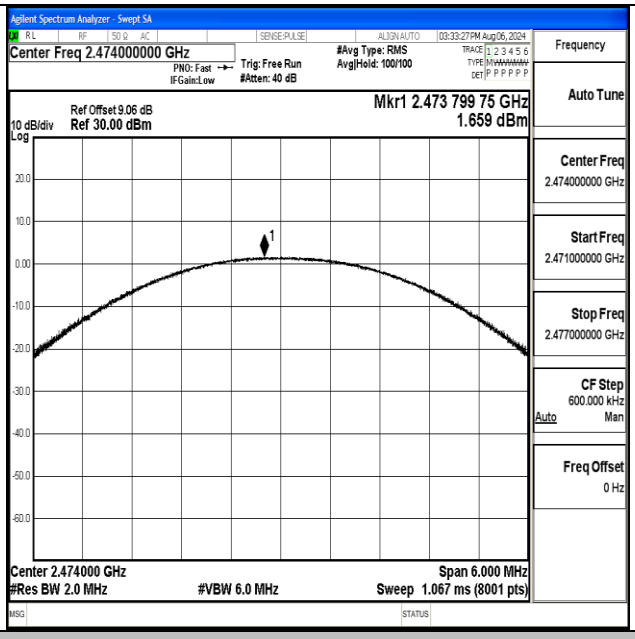

SRD-Ant1-2474-PASS

Appendix D: Maximum peak power spectral density

Test Result

TestMode	Antenna	Frequency[MHz]	Result[dBm/3kHz]	Limit[dBm/3kHz]	Verdict
SRD	Ant1	2408	-14.42	≤8.00	PASS
SRD	Ant1	2440	-13.55	≤8.00	PASS
SRD	Ant1	2474	-13.07	≤8.00	PASS

Test Graphs

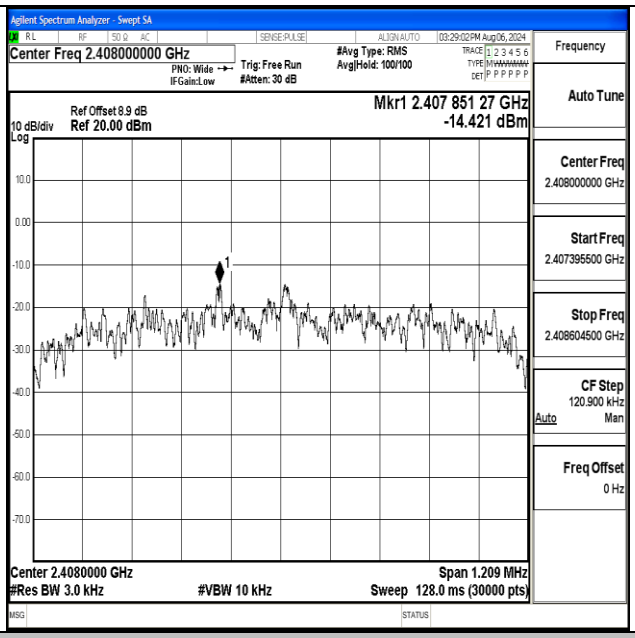

SRD-Ant1-2408-PASS

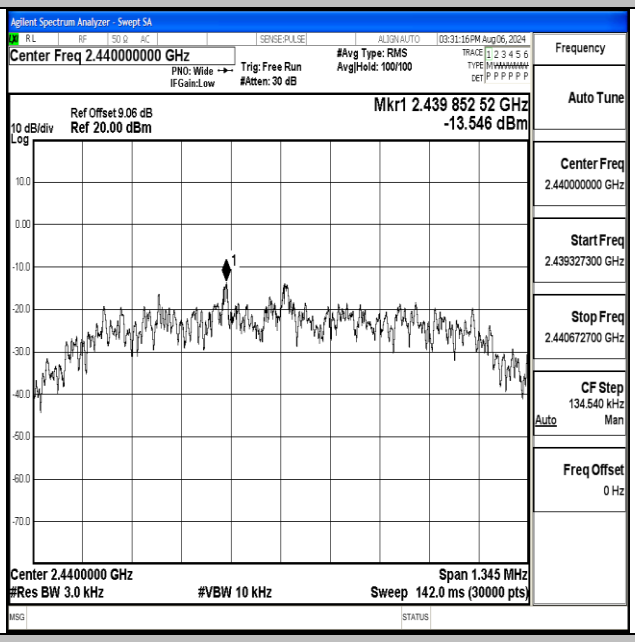

SRD-Ant1-2440-PASS

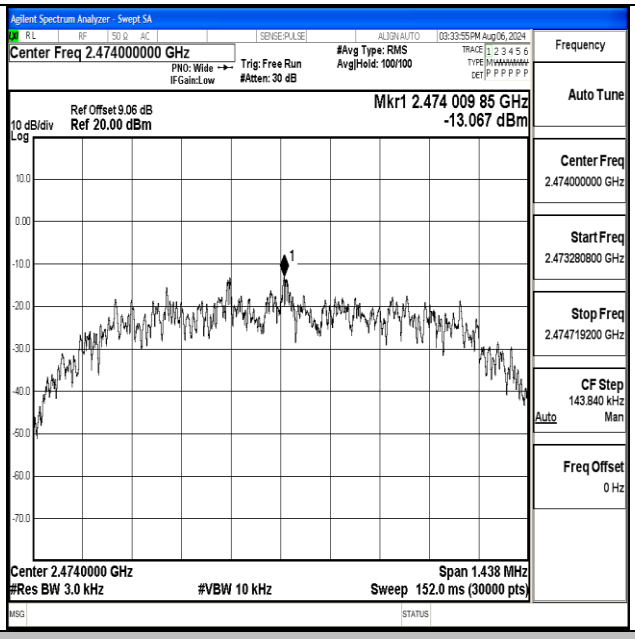

SRD-Ant1-2474-PASS

Appendix E: Band edge measurements

Test Result

TestMode	Antenna	ChName	Frequency[MHz]	RefLevel[dBm]	Result[dBm]	Limit[dBm]	Verdict
SRD	Ant1	Low	2408	-0.82	-49.55	≤-20.82	PASS
SRD	Ant1	High	2474	-1.18	-49.09	≤-21.18	PASS

Test Graphs

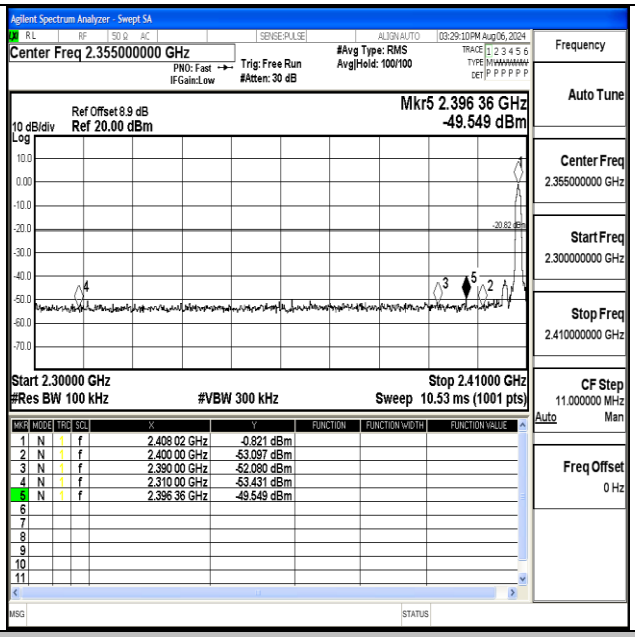

SRD-Ant1-2408-PASS

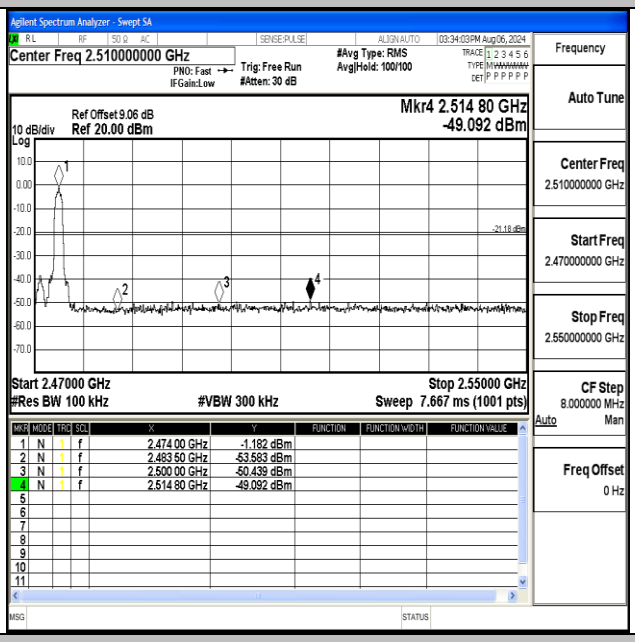

SRD-Ant1-2474-PASS

Appendix F: Conducted Spurious Emission

Test Result

TestMode	Antenna	Frequency[MHz]	FreqRange [MHz]	RefLevel [dBm]	Result[dBm]	Limit[dBm]	Verdict
SRD	Ant1	2408	0~Reference	-1.74	-1.74	---	PASS
SRD	Ant1	2408	30~1000	-1.74	-60.72	≤-21.74	PASS
SRD	Ant1	2408	1000~26500	-1.74	-47.52	≤-21.74	PASS
SRD	Ant1	2440	0~Reference	-0.21	-0.21	---	PASS
SRD	Ant1	2440	30~1000	-0.21	-61.97	≤-20.21	PASS
SRD	Ant1	2440	1000~26500	-0.21	-48.98	≤-20.21	PASS
SRD	Ant1	2474	0~Reference	0.59	0.59	---	PASS
SRD	Ant1	2474	30~1000	0.59	-60.8	≤-19.41	PASS
SRD	Ant1	2474	1000~26500	0.59	-49.49	≤-19.41	PASS

Test Graphs

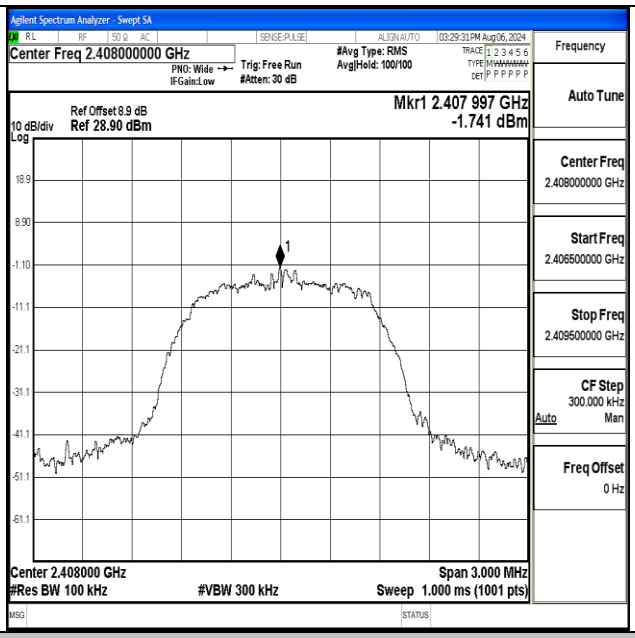

SRD-Ant1-2408-0~Reference-PASS

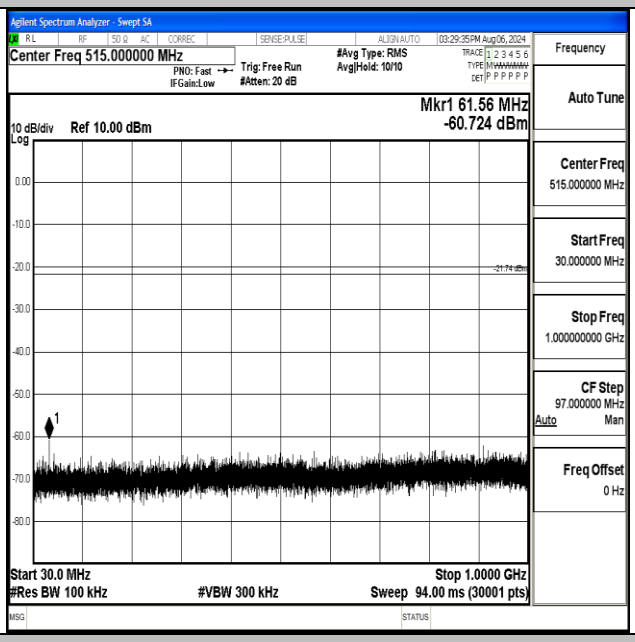

SRD-Ant1-2408-30~1000-PASS

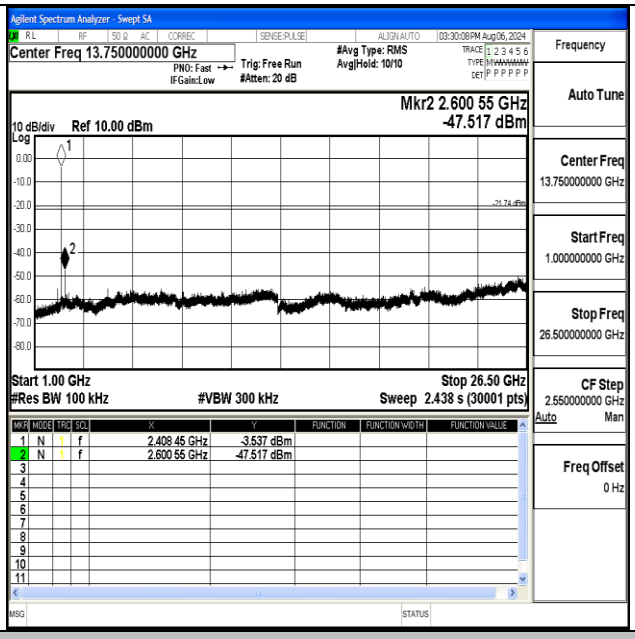

SRD-Ant1-2408-1000~26500-PASS

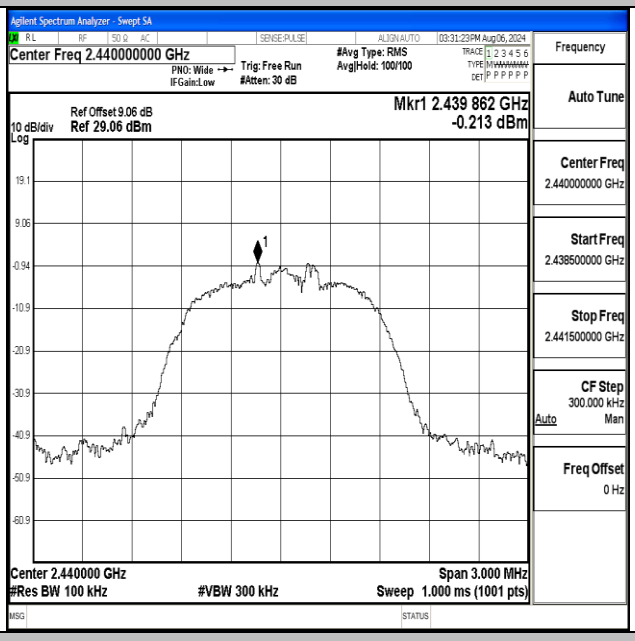

SRD-Ant1-2440-0~Reference-PASS

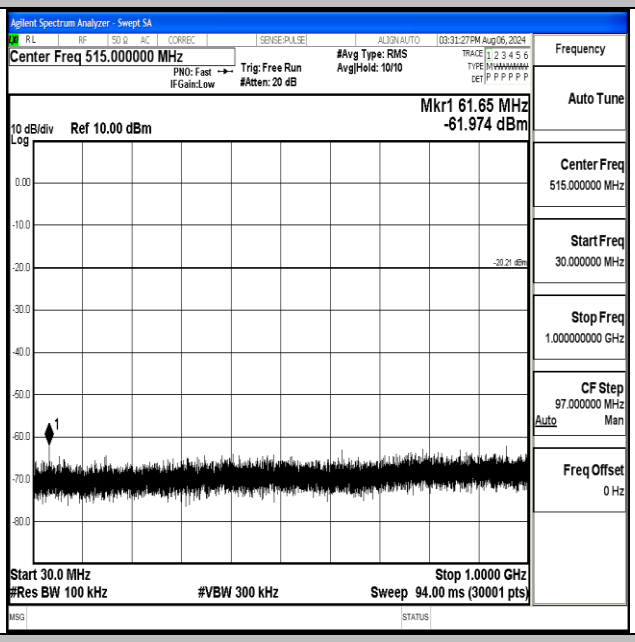

SRD-Ant1-2440-30~1000-PASS

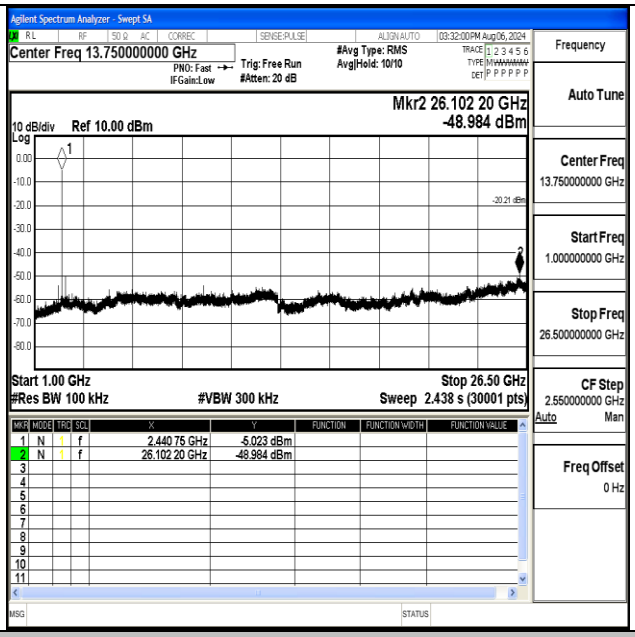

SRD-Ant1-2440-1000~26500-PASS

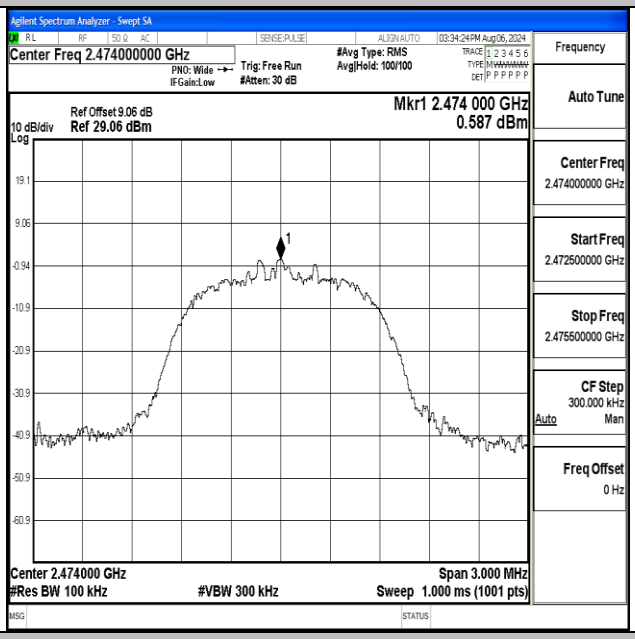

SRD-Ant1-2474-0~Reference-PASS

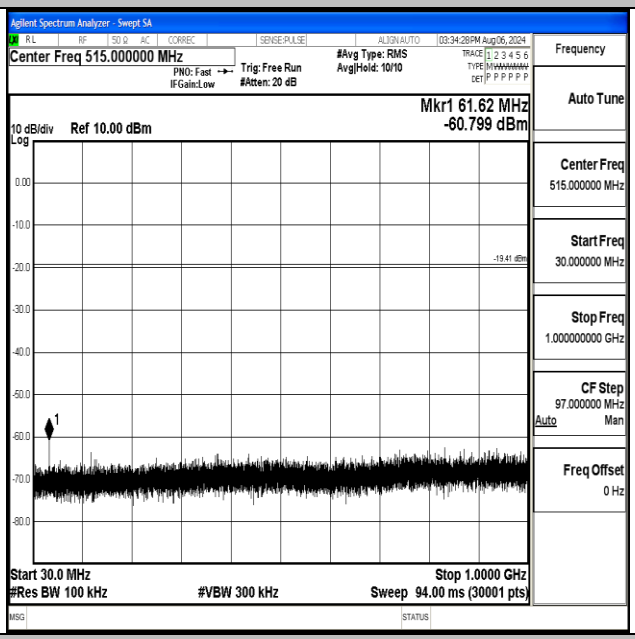

SRD-Ant1-2474-30~1000-PASS

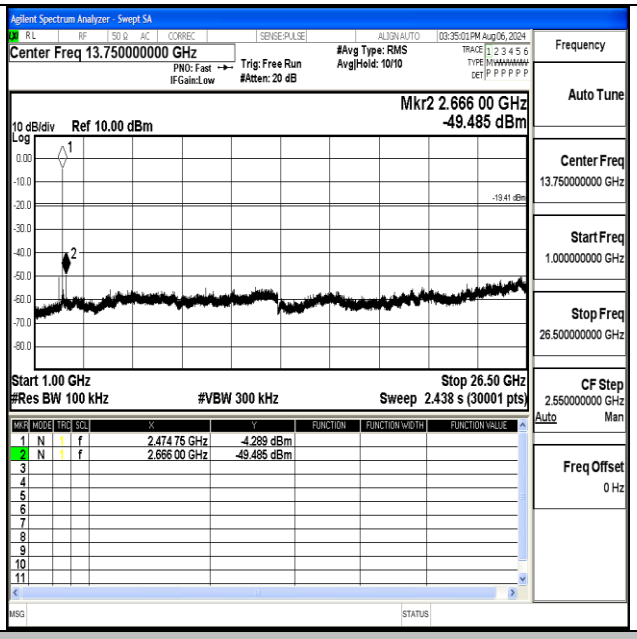

SRD-Ant1-2474-1000~26500-PASS

Appendix G: Duty Cycle

Test Result

TestMode	Antenna	Frequency[MHz]	ON Time [ms]	Period [ms]	Duty Cycle [%]	Duty Cycle Factor[dB]
SRD	Ant1	2408	2.89	3.75	77.07	1.13
SRD	Ant1	2440	2.89	3.75	77.07	1.13
SRD	Ant1	2474	2.89	3.75	77.07	1.13

Test Graphs

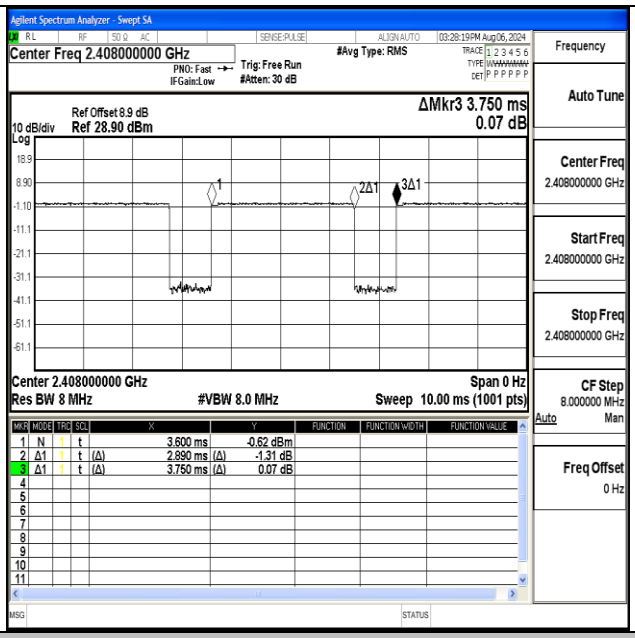

NTNV-SRD-Ant1-2408

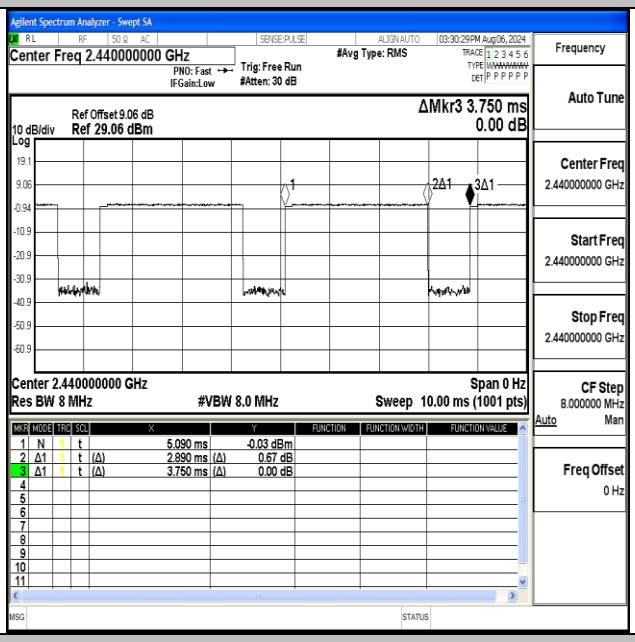

NTNV-SRD-Ant1-2440

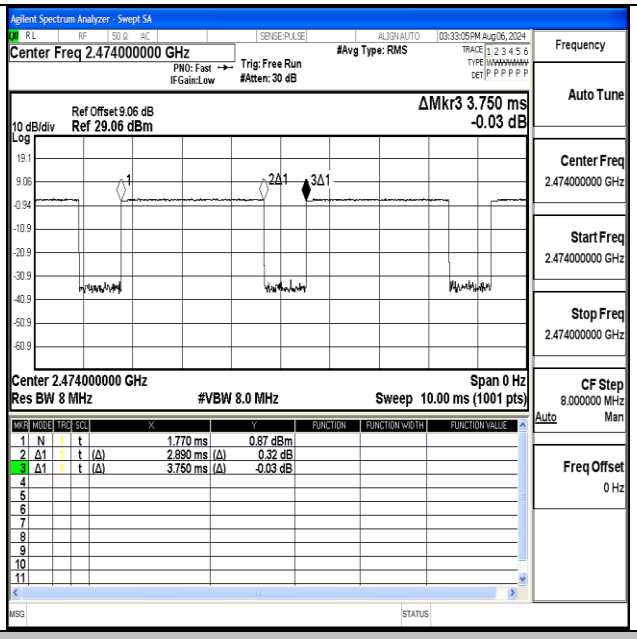

NTNV-SRD-Ant1-2474