Appendix Test Data

Report No.:	1812C40019312502	Test Sample No.:	1-2-2
Start Test Date:	2024.08.30	Finish Test Date:	2024.08.30
Test Engineer:	Jokes Huang	Auditor:	Justin Feng
Temperature:	25.5℃	Relative Humidity:	47%
Pressure:	101kPa		

Appendix A: 20dB Bandwidth

Test Result

Test Mode	Antenna	Frequency[MHz]	20db EBW[MHz]	FL[MHz]	FH[MHz]	Limit[MHz]	Verdict
2.4G	Ant1	2402	0.825	2401.562	2402.387	---	---
2.4G	Ant1	2441	0.819	2440.565	2441.384	---	---
2.4G	Ant1	2480	0.840	2479.535	2480.375	---	---

Test Graphs

2.4G-Ant1-2402

2.4G-Ant1-2441

2.4G-Ant1-2480

Appendix B: 99% Occupied Bandwidth

Test Result

Test Mode	Antenna	Frequency[MHz]	OCB [MHz]	FL[MHz]	FH[MHz]	Limit[MHz]	Verdict
2.4G	Ant1	2402	0.77050	2401.5899	2402.3604	---	---
2.4G	Ant1	2441	0.76065	2440.5934	2441.3541	---	---
2.4G	Ant1	2480	0.75669	2479.5855	2480.3422	---	---

Test Graphs

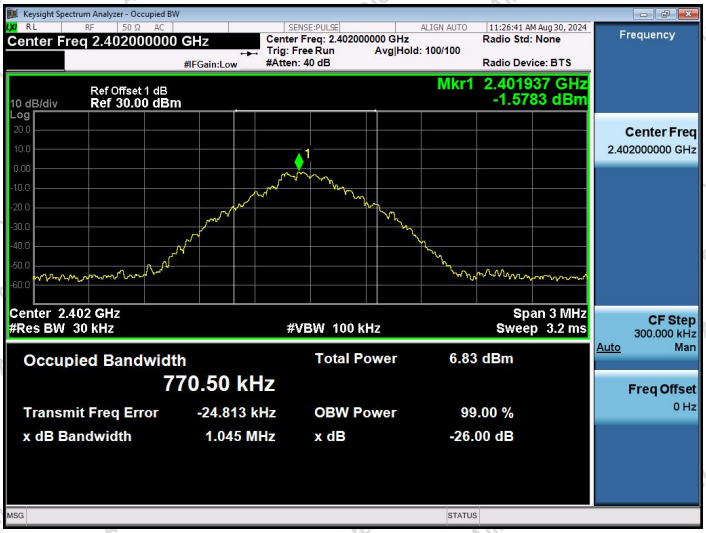

2.4G-Ant1-2402

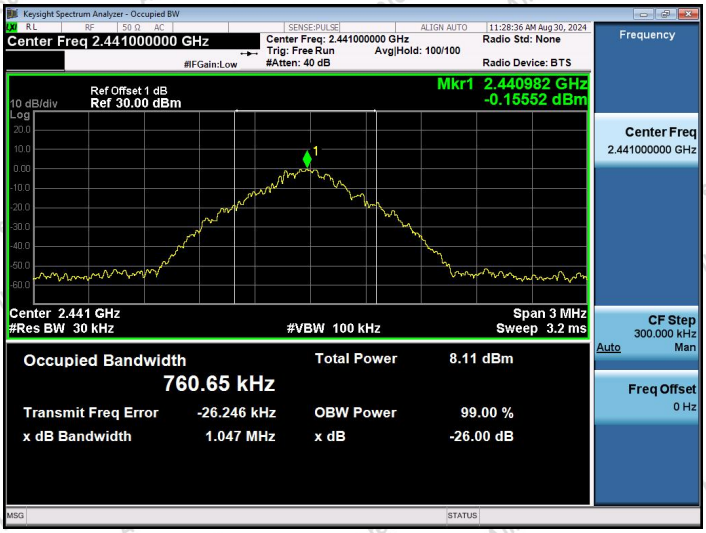

2.4G-Ant1-2441

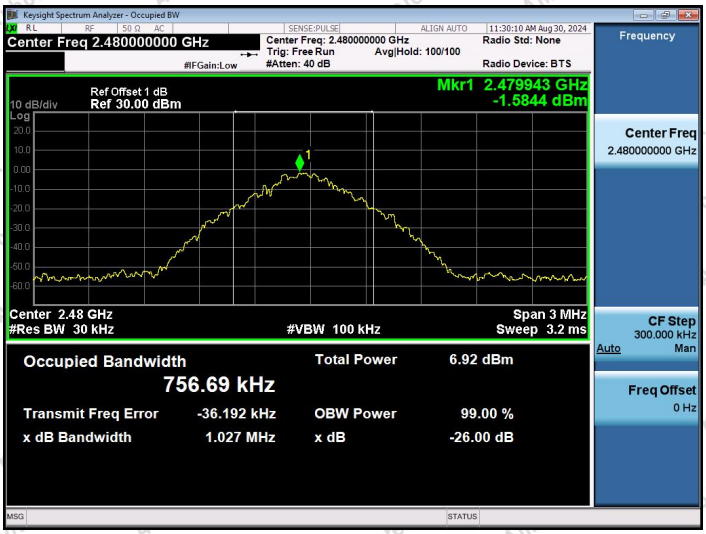

2.4G-Ant1-2480

Appendix C: Maximum Conducted Output Power

Test Result Peak

Test Mode	Antenna	Frequency[MHz]	Conducted Peak Power[dBm]	Conducted Limit[dBm]	Verdict
2.4G	Ant1	2402	1.50	≤30	PASS
2.4G	Ant1	2441	2.62	≤30	PASS
2.4G	Ant1	2480	1.06	≤30	PASS

Test Graphs

2.4G-Ant1-2402-PASS

2.4G-Ant1-2441-PASS

2.4G-Ant1-2480-PASS

Appendix D: Carrier frequency separation

Test Result

Test Mode	Antenna	Frequency[MHz]	Result[MHz]	Limit[MHz]	Verdict
2.4G	Ant1	Hop	1.424	≥0.840	PASS

Test Graphs

2.4G-Ant1-Hop-PASS

Appendix E: Dwell Time

Test Result

Test Mode	Antenna	Frequency[MHz]	BurstWidth [ms]	TotalHops [Num]	Result[s]	Limit[s]	Verdict
2.4G	Ant1	Hop	2.878	37	0.106	≤0.4	PASS

Test Graphs

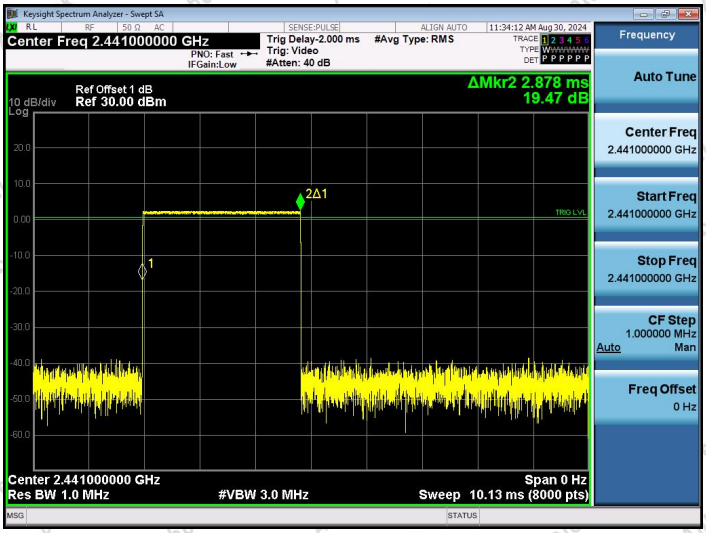

2.4G-Ant1-Hop-PASS

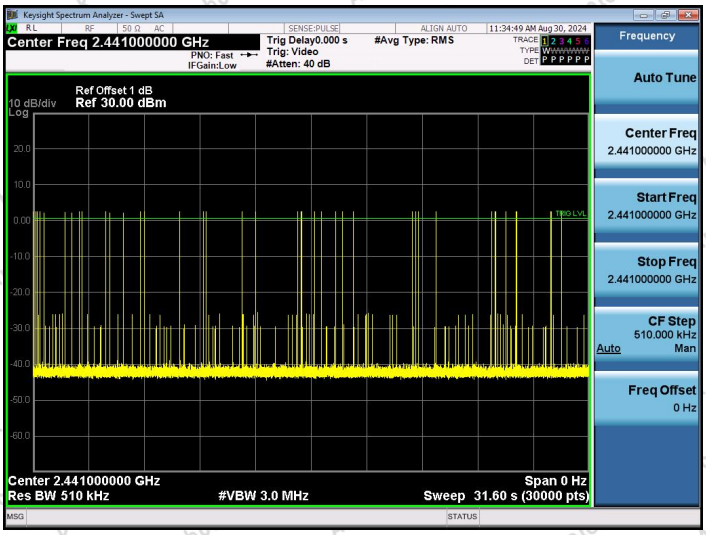

Appendix F: Number of Hopping Channel

Test Result

Test Mode	Antenna	Frequency[MHz]	Result[Num]	Limit[Num]	Verdict
2.4G	Ant1	Hop	79	≥15	PASS

Test Graphs

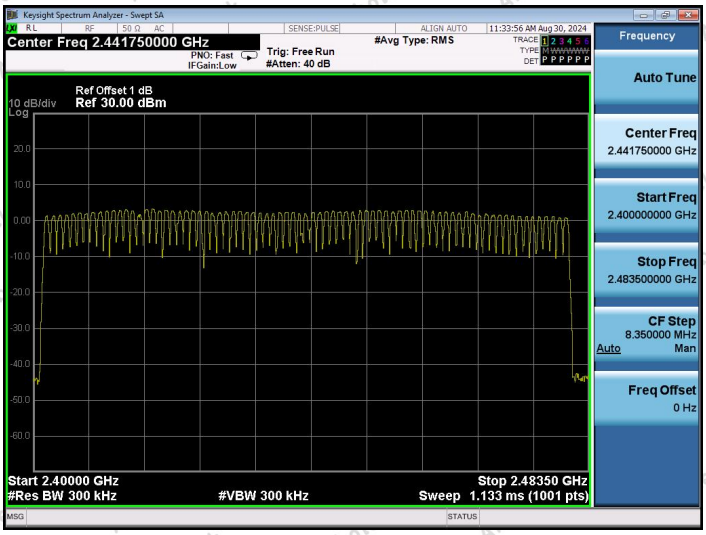

2.4G-Ant1-Hop-PASS

Appendix G: Conducted Band edge

Test Result

Test Mode	Antenna	ChName	Frequency[MHz]	RefLevel [dBm]	Result [dBm]	Limit [dBm]	Verdict
2.4G	Ant1	Low	2402	0.74	-56.49	≤-19.26	PASS
2.4G	Ant1	High	2480	0.25	-56.62	≤-19.76	PASS
2.4G	Ant1	Low	Hop_2402	0.45	-56.24	≤-19.55	PASS
2.4G	Ant1	High	Hop_2480	0.90	-55.91	≤-19.1	PASS

Test Graphs

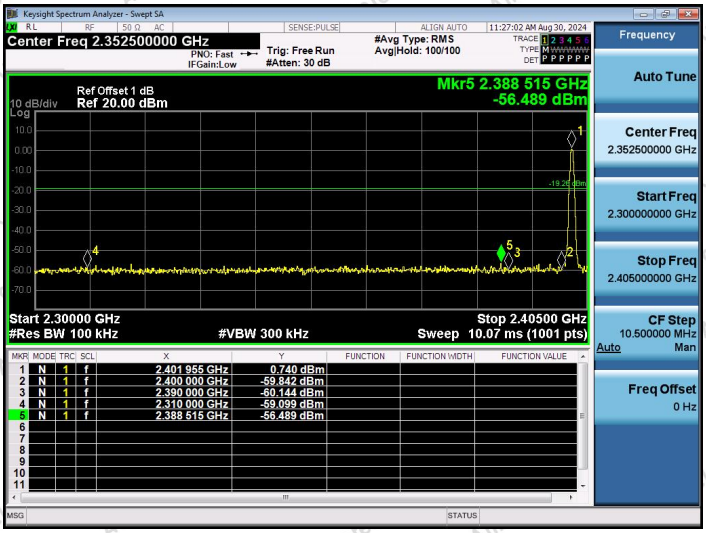

2.4G-Ant1-2402-PASS

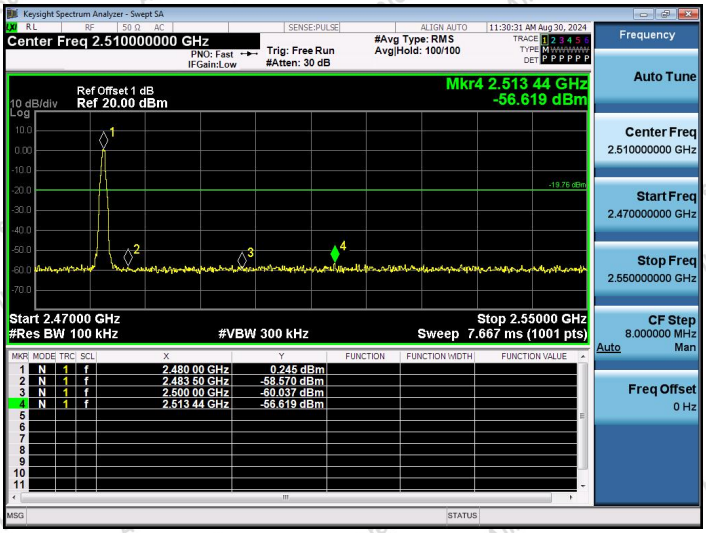

2.4G-Ant1-2480-PASS

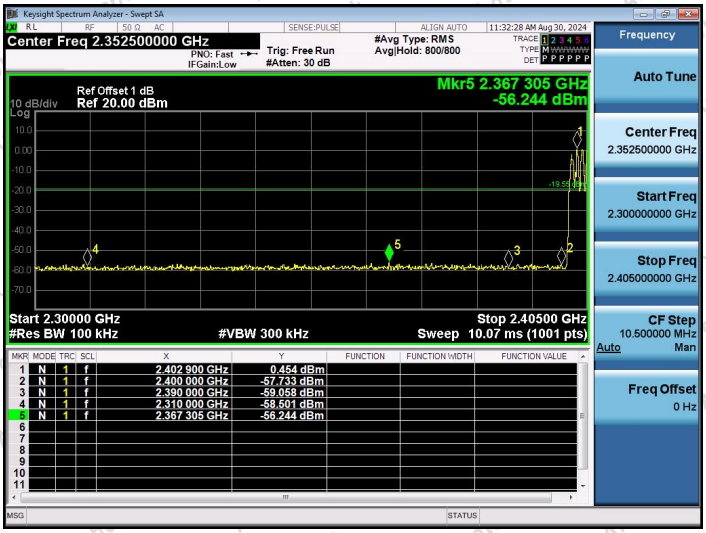

2.4G-Ant1-Hop_2402-PASS

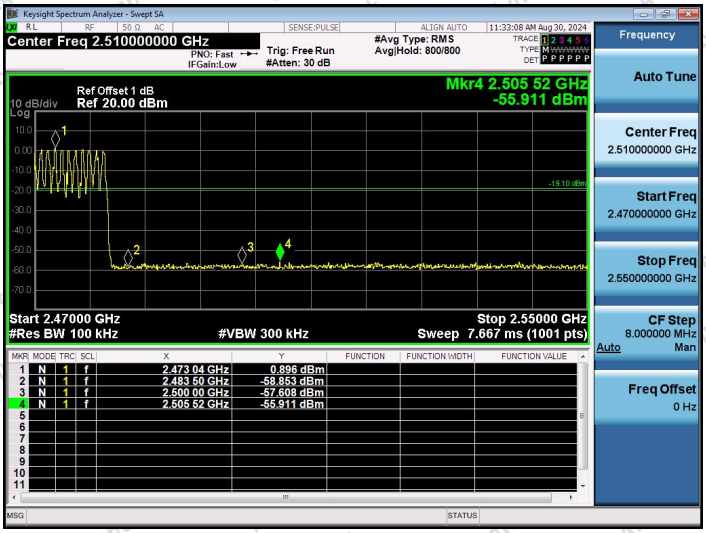

2.4G-Ant1-Hop_2480-PASS

Appendix H: Conducted Spurious Emission

Test Result

Test Mode	Antenna	Frequency[MHz]	FreqRange [MHz]	RefLevel [dBm]	Result [dBm]	Limit [dBm]	Verdict
2.4G	Ant1	2402	0~Reference	0.23	0.23	---	PASS
2.4G	Ant1	2402	30~1000	0.23	-68.16	≤-19.77	PASS
2.4G	Ant1	2402	1000~26500	0.23	-52.96	≤-19.77	PASS
2.4G	Ant1	2441	0~Reference	1.67	1.67	---	PASS
2.4G	Ant1	2441	30~1000	1.67	-67.48	≤-18.33	PASS
2.4G	Ant1	2441	1000~26500	1.67	-53.17	≤-18.33	PASS
2.4G	Ant1	2480	0~Reference	-0.06	-0.06	---	PASS
2.4G	Ant1	2480	30~1000	-0.06	-67.97	≤-20.06	PASS
2.4G	Ant1	2480	1000~26500	-0.06	-52.96	≤-20.06	PASS

Test Graphs

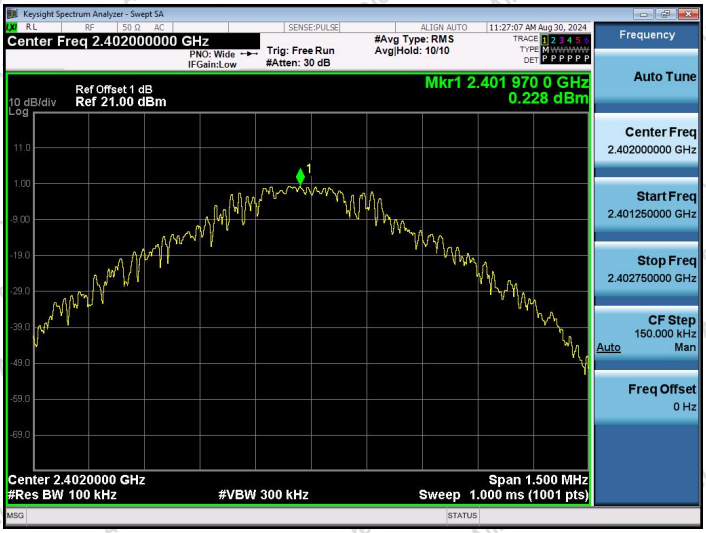

2.4G-Ant1-2402-0~Reference-PASS

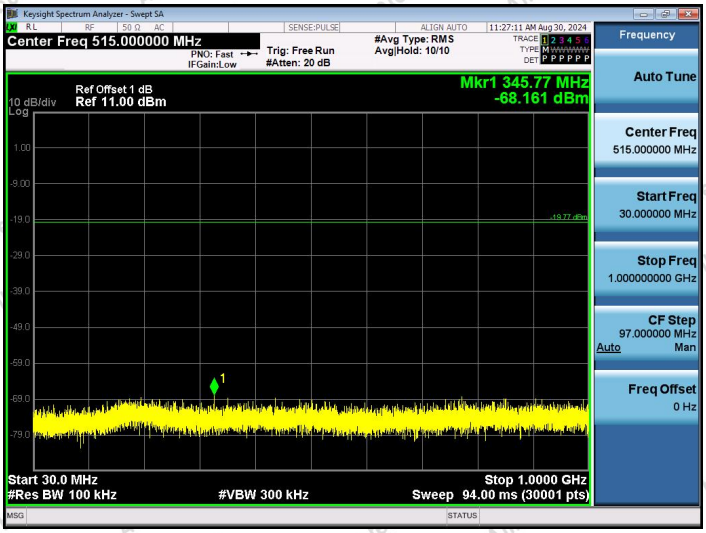

2.4G-Ant1-2402-30~1000-PASS

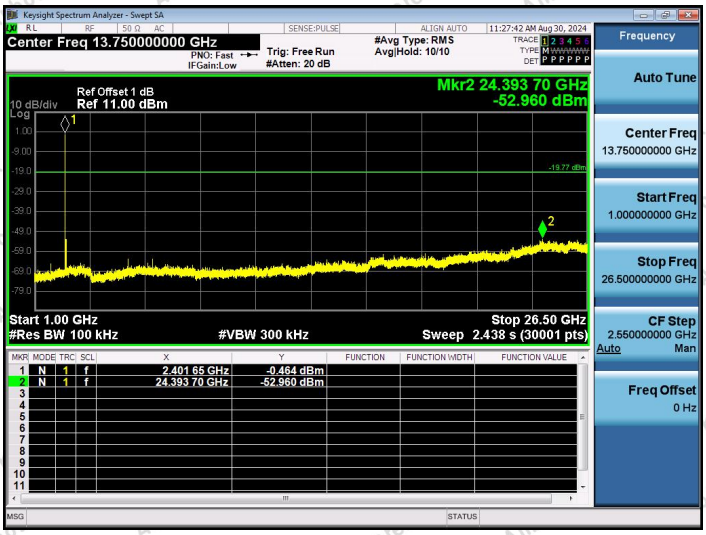

2.4G-Ant1-2402-1000~26500-PASS

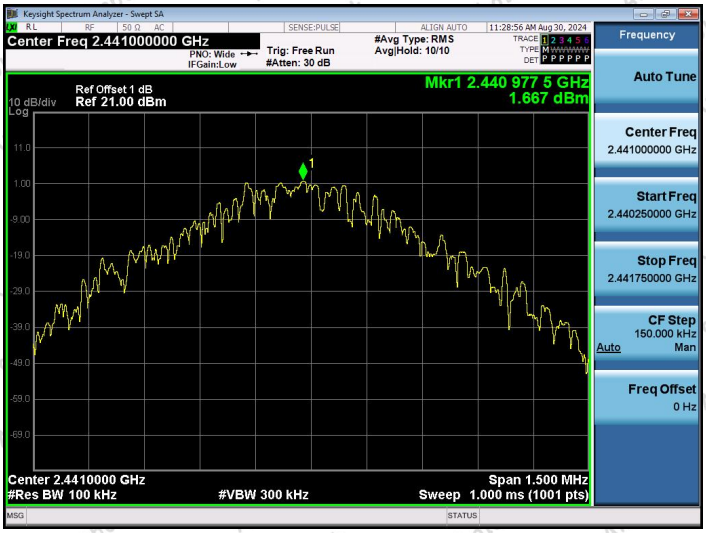

2.4G-Ant1-2441-0~Reference-PASS

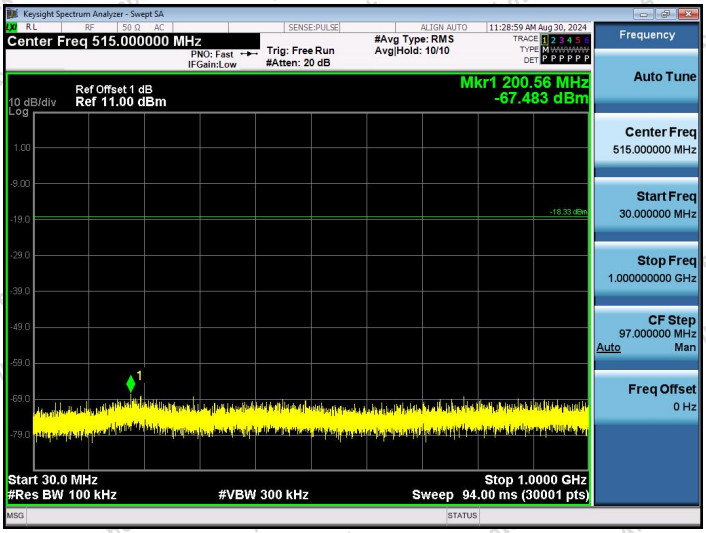

2.4G-Ant1-2441-30~1000-PASS

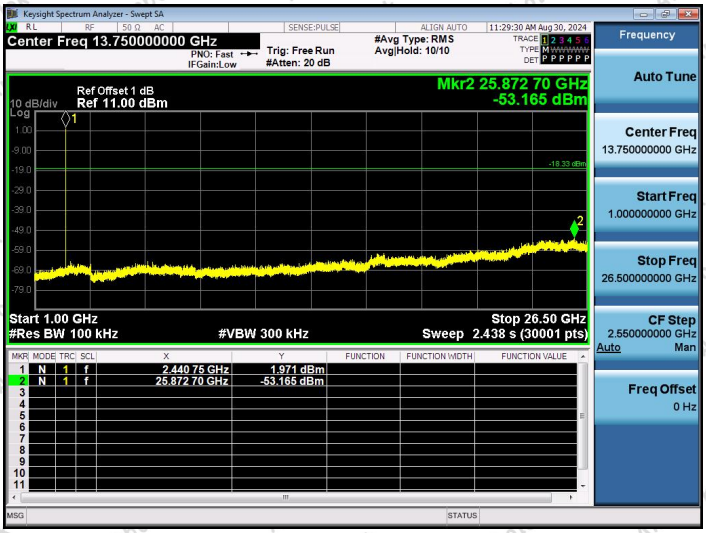

2.4G-Ant1-2441-1000~26500-PASS

2.4G-Ant1-2480-0~Reference-PASS

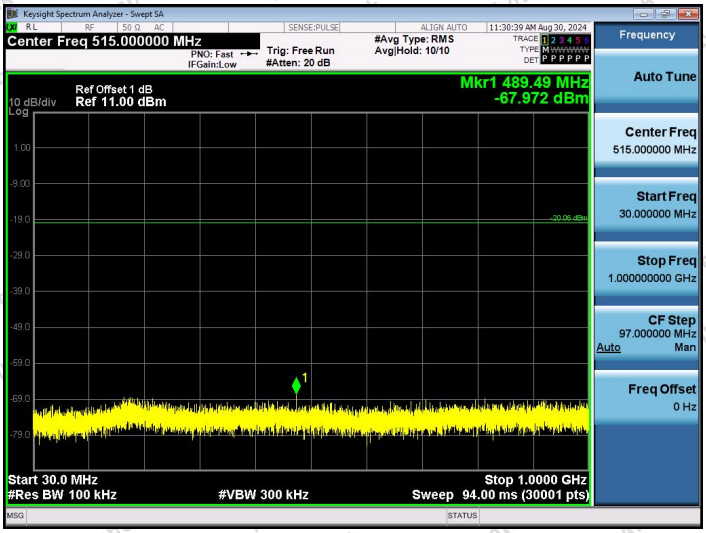

2.4G-Ant1-2480-30~1000-PASS

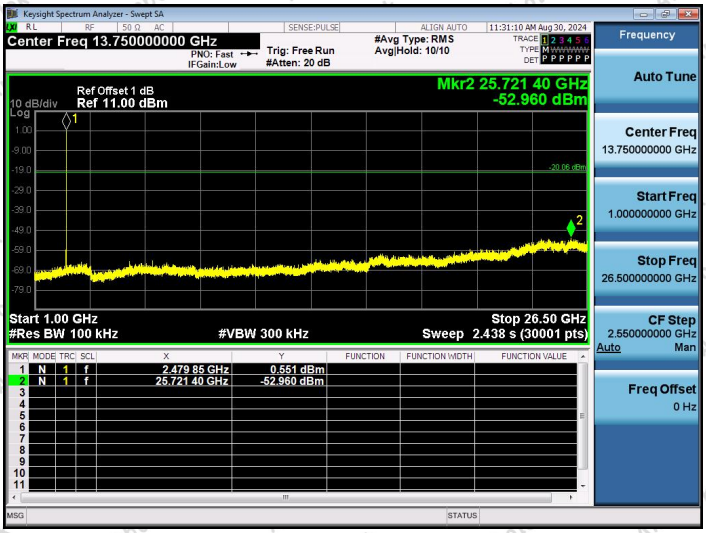

2.4G-Ant1-2480-1000~26500-PASS

Appendix I: Duty Cycle

Test Result

Test Mode	Antenna	Frequency[MHz]	ON Time [ms]	Period [ms]	Duty Cycle [%]	Duty Cycle Factor[dB]
2.4G	Ant1	2402	2.88	3.75	76.80	1.15
2.4G	Ant1	2441	2.88	3.74	77.01	1.13
2.4G	Ant1	2480	2.88	3.75	76.80	1.15

Test Graphs

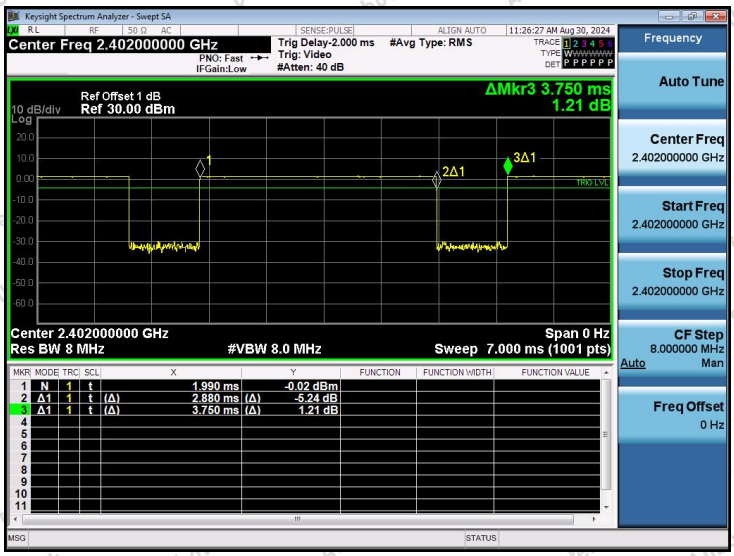

NTNV-2.4G-Ant1-2402

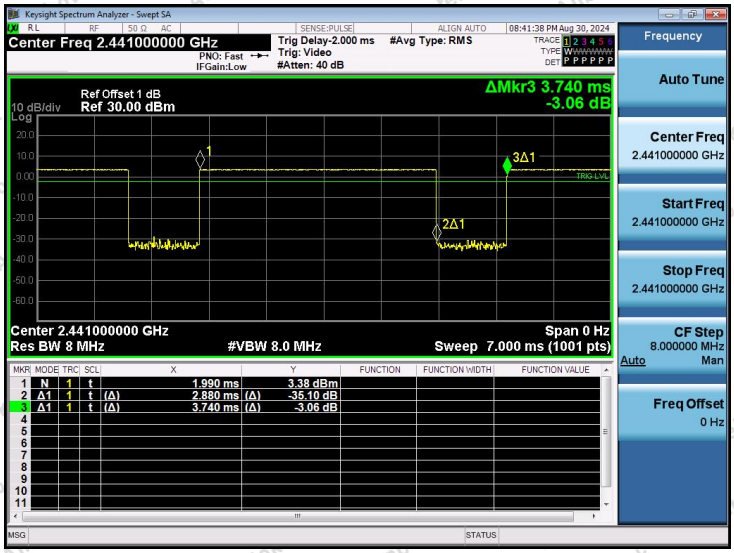

NTNV-DH5-Ant1-2441

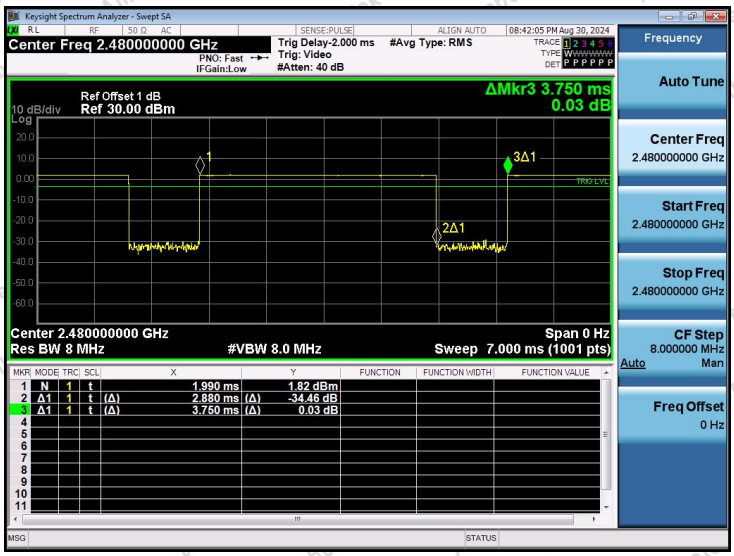

NTNV-DH5-Ant1-2480

---End---