Appendix Test Data

Report No.:	1812C40019312501	Test Sample No.:	1-2-2
Start Test Date:	2024.08.30	Finish Test Date:	2024.08.30
Test Engineer:	Joker Huang	Auditor:	Justin Feng
Temperature:	25.3℃	Relative Humidity:	48%
Pressure:	101kPa		

Appendix A: 6dB Bandwidth

Test Result

Test Mode	Antenna	Frequency[MHz]	6dB BW [MHz]	FL[MHz]	FH[MHz]	Limit[MHz]	Verdict
BLE_1M	Ant1	2402	0.688	2401.636	2402.324	0.5	PASS
BLE_1M	Ant1	2440	0.716	2439.608	2440.324	0.5	PASS
BLE_1M	Ant1	2480	0.712	2479.608	2480.320	0.5	PASS

Test Graphs

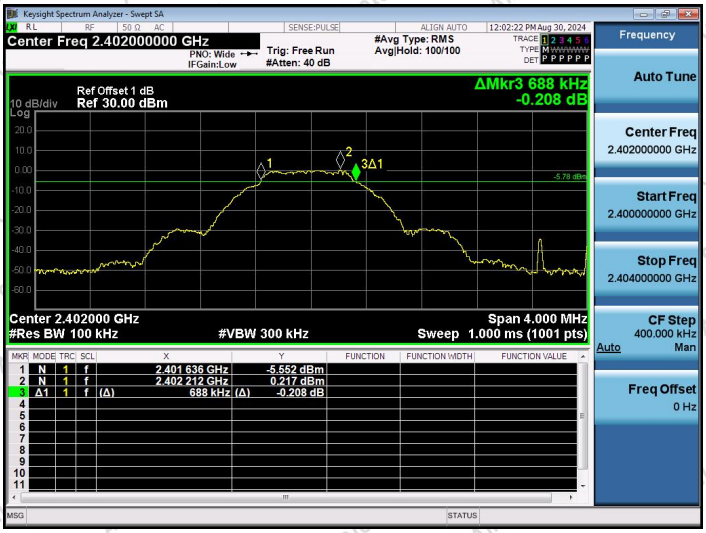

BLE_1M-Ant1-2402-PASS

BLE_1M-Ant1-2440-PASS

BLE_1M-Ant1-2480-PASS

Appendix B: 99% Occupied Bandwidth

Test Result

Test Mode	Antenna	Frequency[MHz]	OCB [MHz]	FL[MHz]	FH[MHz]	Limit[MHz]	Verdict
BLE_1M	Ant1	2402	1.0263	2401.4597	2402.4860	---	---
BLE_1M	Ant1	2440	1.0223	2439.4618	2440.4841	---	---
BLE_1M	Ant1	2480	1.0251	2479.4564	2480.4815	---	---

Test Graphs

BLE_1M-Ant1-2402

BLE_1M-Ant1-2440

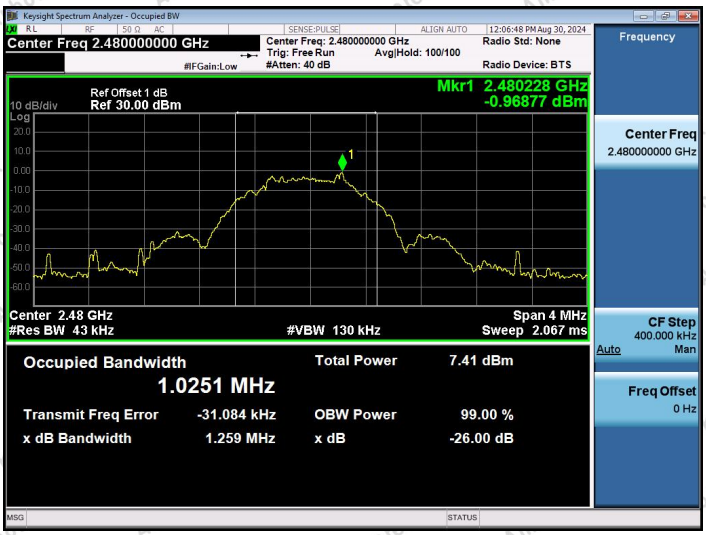

BLE_1M-Ant1-2480

Appendix C: Maximum conducted output power

Test Result Peak

Test Mode	Antenna	Frequency[MHz]	Conducted Peak Power[dBm]	Conducted Limit[dBm]	Verdict
BLE_1M	Ant1	2402	1.47	≤30	PASS
BLE_1M	Ant1	2440	2.40	≤30	PASS
BLE_1M	Ant1	2480	0.99	≤30	PASS

Test Graphs Peak

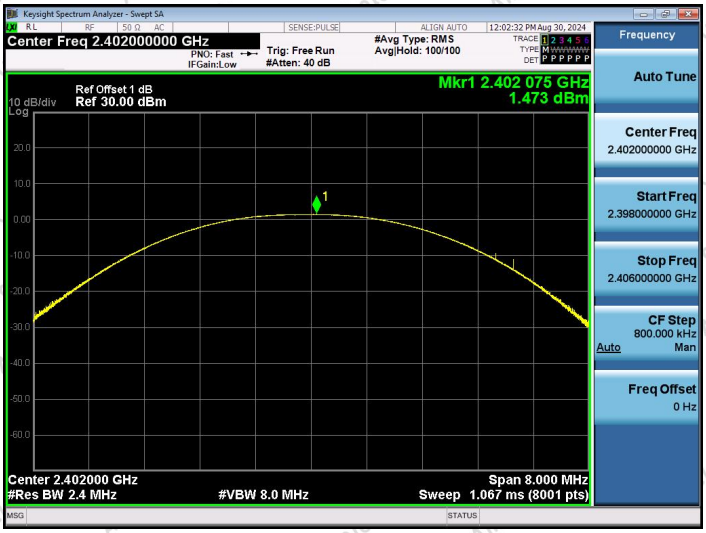

BLE_1M-Ant1-2402-PASS

BLE_1M-Ant1-2440-PASS

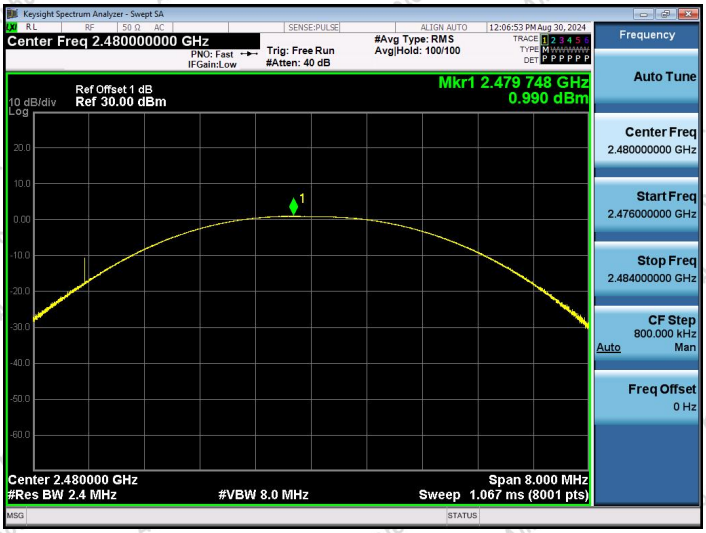

BLE_1M-Ant1-2480-PASS

Appendix D: Maximum power spectral density

Test Result

Test Mode	Antenna	Frequency[MHz]	Result[dBm/3kHz]	Limit[dBm/3kHz]	Verdict
BLE_1M	Ant1	2402	-14.80	≤8.00	PASS
BLE_1M	Ant1	2440	-13.81	≤8.00	PASS
BLE_1M	Ant1	2480	-15.23	≤8.00	PASS

Test Graphs

BLE_1M-Ant1-2402-PASS

BLE_1M-Ant1-2440-PASS

BLE_1M-Ant1-2480-PASS

Appendix E: Band edge measurements

Test Result

Test Mode	Antenna	ChName	Frequency [MHz]	RefLevel[dBm]	Result[dBm]	Limit[dBm]	Verdict
BLE_1M	Ant1	Low	2402	1.27	-40.73	≤-18.73	PASS
BLE_1M	Ant1	High	2480	0.05	-44.92	≤-19.95	PASS

Test Graphs

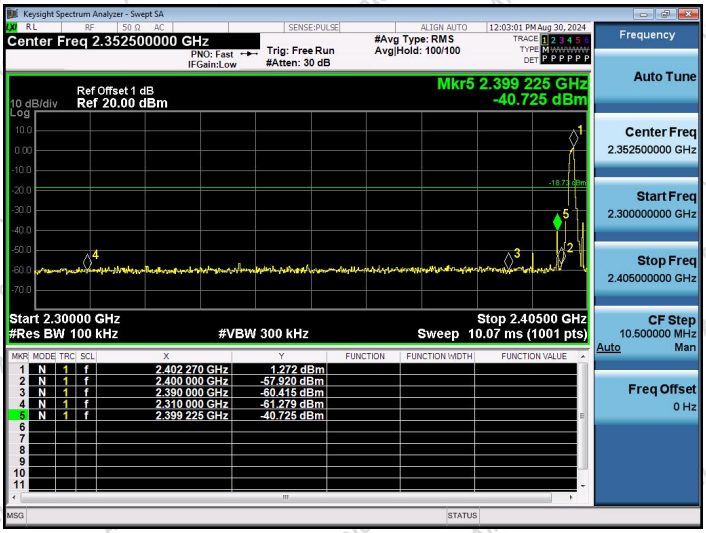

BLE_1M-Ant1-2402-PASS

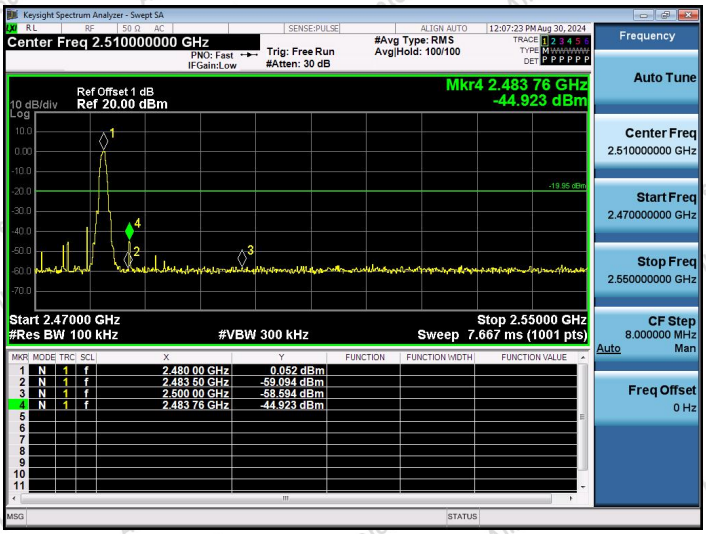

BLE_1M-Ant1-2480-PASS

Appendix F: Conducted Spurious Emission

Test Result

Test Mode	Antenna	Frequency [MHz]	FreqRange [MHz]	RefLevel [dBm]	Result[dBm]	Limit[dBm]	Verdict
BLE_1M	Ant1	2402	0~Reference	-0.39	-0.39	---	PASS
BLE_1M	Ant1	2402	30~1000	-0.39	-68.08	≤-20.39	PASS
BLE_1M	Ant1	2402	1000~26500	-0.39	-53.07	≤-20.39	PASS
BLE_1M	Ant1	2440	0~Reference	0.99	0.99	---	PASS
BLE_1M	Ant1	2440	30~1000	0.99	-67.87	≤-19.01	PASS
BLE_1M	Ant1	2440	1000~26500	0.99	-52.79	≤-19.01	PASS
BLE_1M	Ant1	2480	0~Reference	-0.80	-0.80	---	PASS
BLE_1M	Ant1	2480	30~1000	-0.80	-67.43	≤-20.8	PASS
BLE_1M	Ant1	2480	1000~26500	-0.80	-53.59	≤-20.8	PASS

Test Graphs

BLE_1M-Ant1-2402-0~Reference-PASS

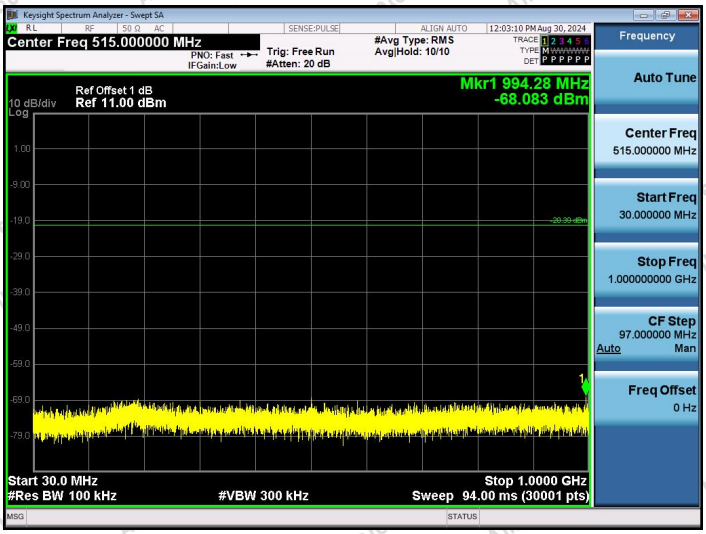

BLE_1M-Ant1-2402-30~1000-PASS

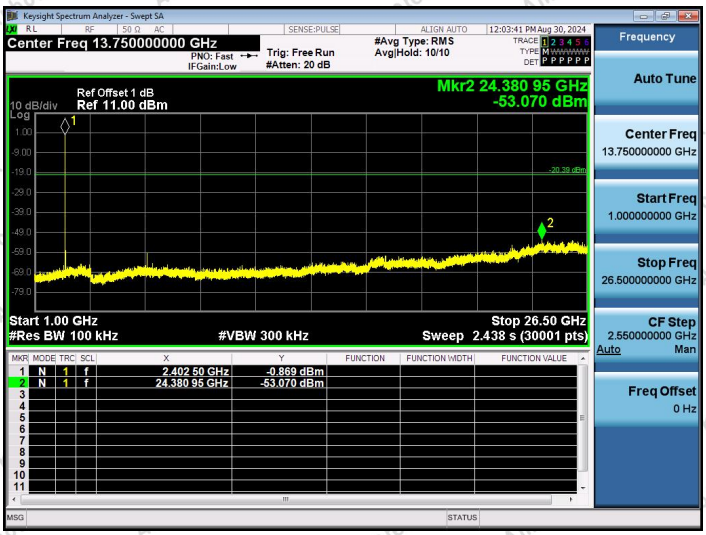

BLE_1M-Ant1-2402-1000~26500-PASS

BLE_1M-Ant1-2440-0~Reference-PASS

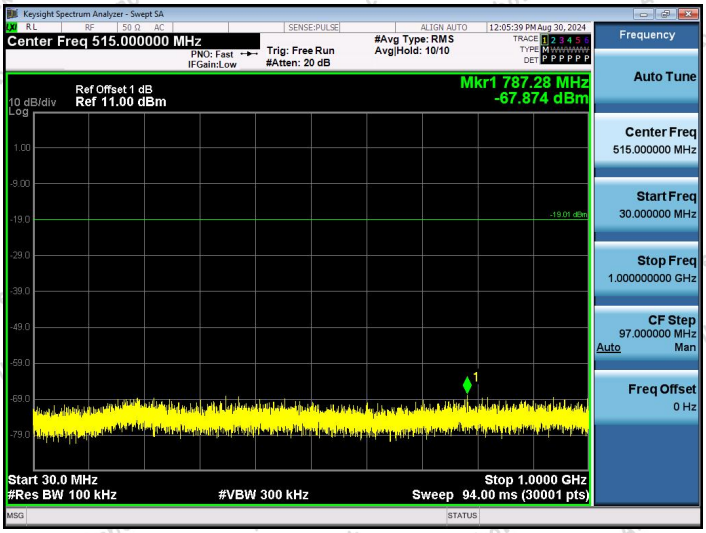

BLE_1M-Ant1-2440-30~1000-PASS

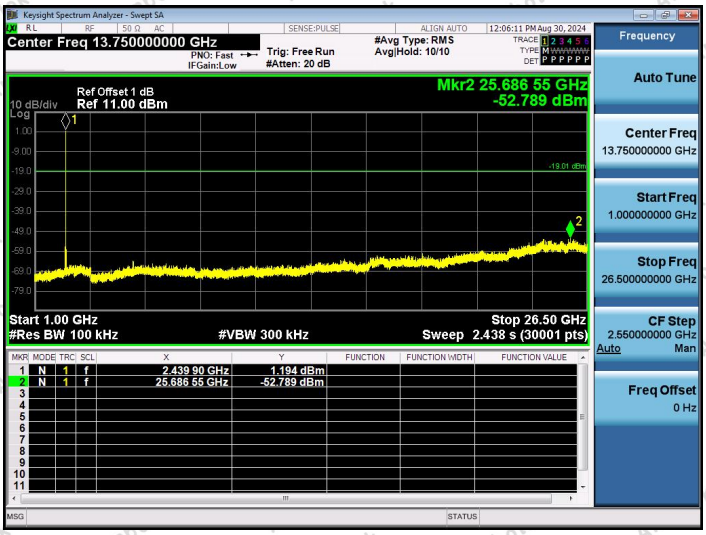

BLE_1M-Ant1-2440-1000~26500-PASS

BLE_1M-Ant1-2480-0~Reference-PASS

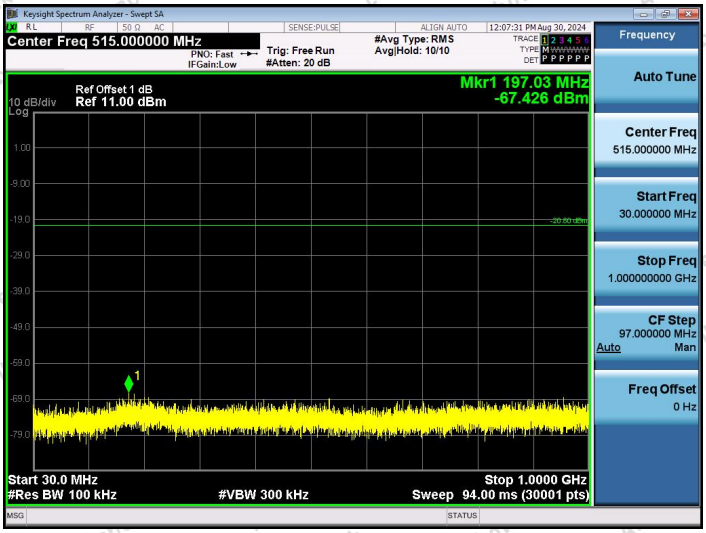

BLE_1M-Ant1-2480-30~1000-PASS

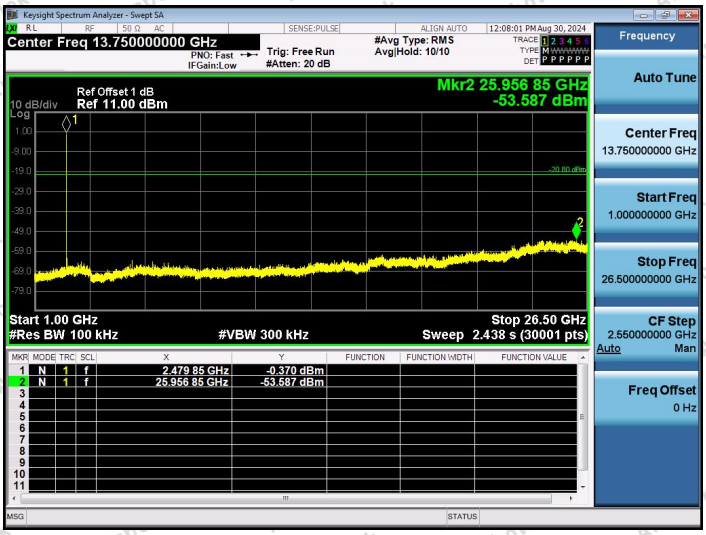

BLE_1M-Ant1-2480-1000~26500-PASS

Appendix G: Duty Cycle

Test Result

Test Mode	Antenna	Frequency[MHz]	ON Time [ms]	Period [ms]	Duty Cycle [%]	Duty Cycle Factor[dB]
BLE_1M	Ant1	2402	2.13	2.50	85.20	0.70
BLE_1M	Ant1	2440	2.12	2.50	84.80	0.72
BLE_1M	Ant1	2480	2.13	2.50	85.20	0.70

Test Graphs

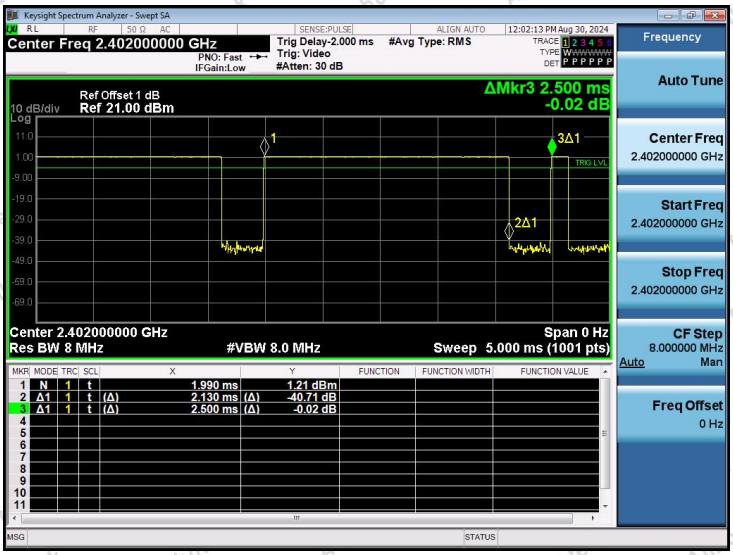

NTNV-BLE_1M-Ant1-2402

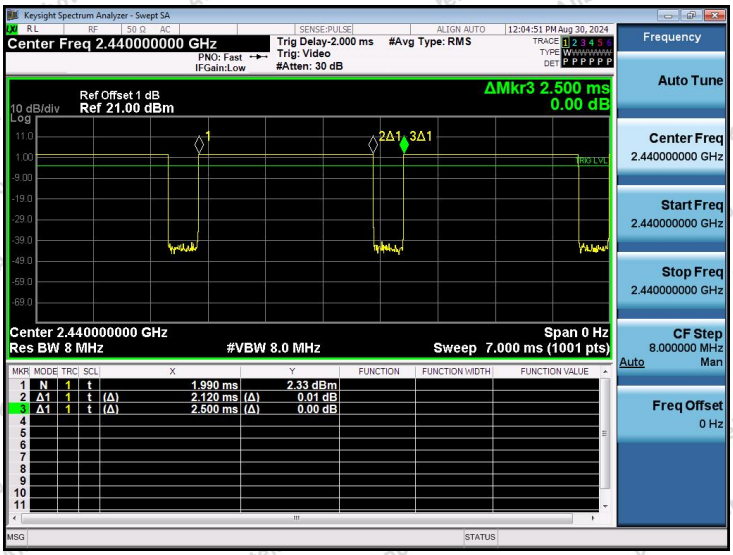

NTNV-BLE_1M-Ant1-2440

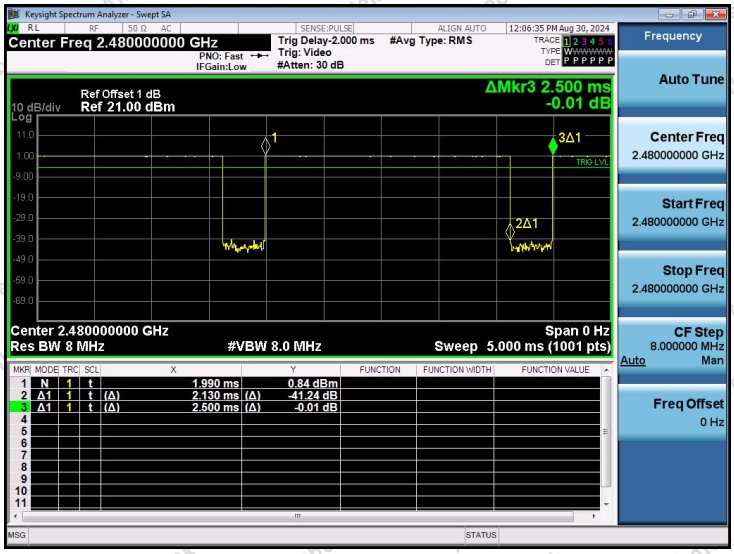

NTNV-BLE_1M-Ant1-2480

---End---