Appendix Test Data

Report No.:	1812C40017712502	Test Sample No.:	1-2-2
Start Test Date:	2024.08.30	Finish Test Date:	2024.08.30
Test Engineer:	Jokes Huang	Auditor:	Justin Feng
Temperature:	25.5℃	Relative Humidity:	47%
Pressure:	101kPa		

Appendix A: 20dB Bandwidth

Test Result

Test Mode	Antenna	Frequency[MHz]	20db EBW[MHz]	FL[MHz]	FH[MHz]	Limit[MHz]	Verdict
2.4G	Ant1	2402	0.843	2401.541	2402.384	---	---
2.4G	Ant1	2441	0.855	2440.529	2441.384	---	---
2.4G	Ant1	2480	0.843	2479.532	2480.375	---	---

Test Graphs

2.4G-Ant1-2402

2.4G-Ant1-2441

2.4G-Ant1-2480

Appendix B: 99% Occupied Bandwidth

Test Result

Test Mode	Antenna	Frequency[MHz]	OCB [MHz]	FL[MHz]	FH[MHz]	Limit[MHz]	Verdict
2.4G	Ant1	2402	0.77119	2401.5883	2402.3595	---	---
2.4G	Ant1	2441	0.74906	2440.6000	2441.3491	---	---
2.4G	Ant1	2480	0.76807	2479.5848	2480.3529	---	---

Test Graphs

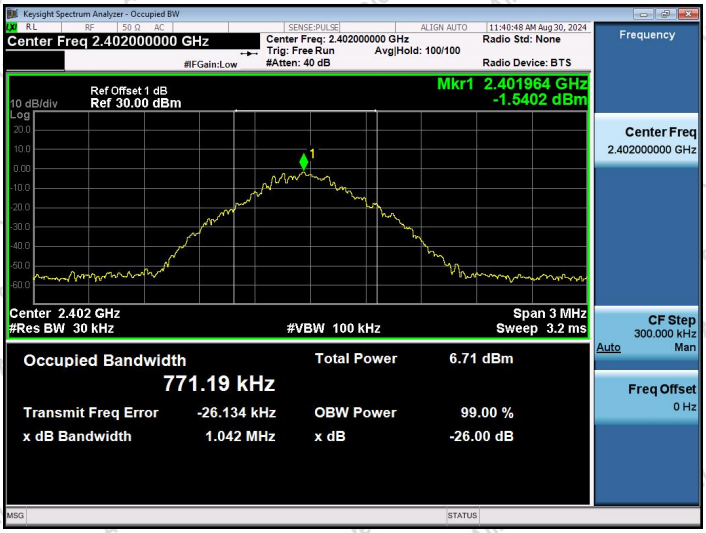

2.4G-Ant1-2402

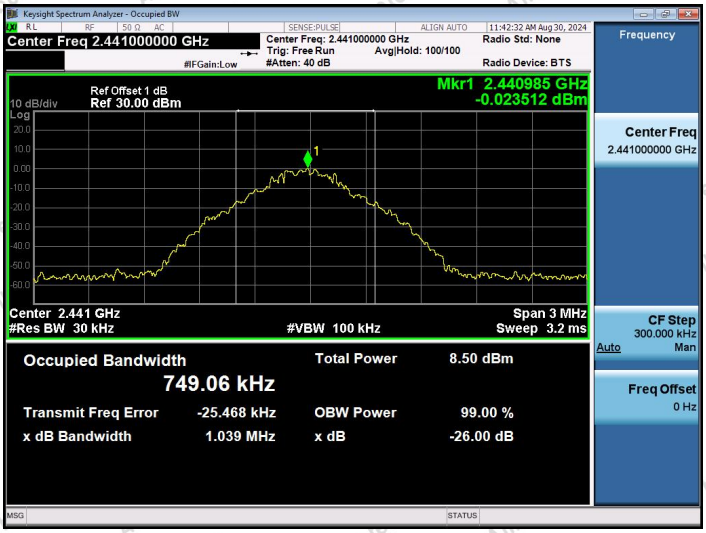

2.4G-Ant1-2441

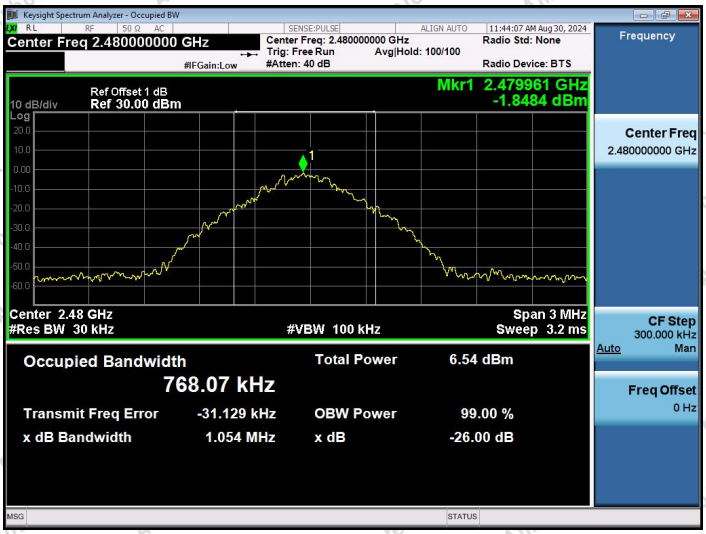

2.4G-Ant1-2480

Appendix C: Maximum Conducted Output Power

Test Result Peak

Test Mode	Antenna	Frequency[MHz]	Conducted Peak Power[dBm]	Conducted Limit[dBm]	Verdict
2.4G	Ant1	2402	1.34	≤30	PASS
2.4G	Ant1	2441	2.49	≤30	PASS
2.4G	Ant1	2480	1.11	≤30	PASS

Test Graphs

2.4G-Ant1-2402-PASS

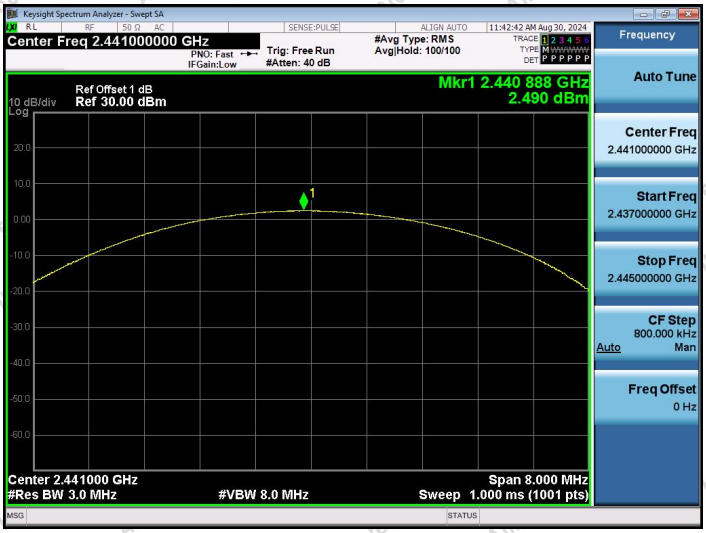

2.4G-Ant1-2441-PASS

2.4G-Ant1-2480-PASS

Appendix D: Carrier frequency separation

Test Result

Test Mode	Antenna	Frequency[MHz]	Result[MHz]	Limit[MHz]	Verdict
2.4G	Ant1	Hop	1.438	≥0.855	PASS

Test Graphs

2.4G-Ant1-Hop-PASS

Appendix E: Dwell Time

Test Result

Test Mode	Antenna	Frequency[MHz]	BurstWidth [ms]	TotalHops [Num]	Result[s]	Limit[s]	Verdict
2.4G	Ant1	Hop	2.878	38	0.109	≤0.4	PASS

Test Graphs

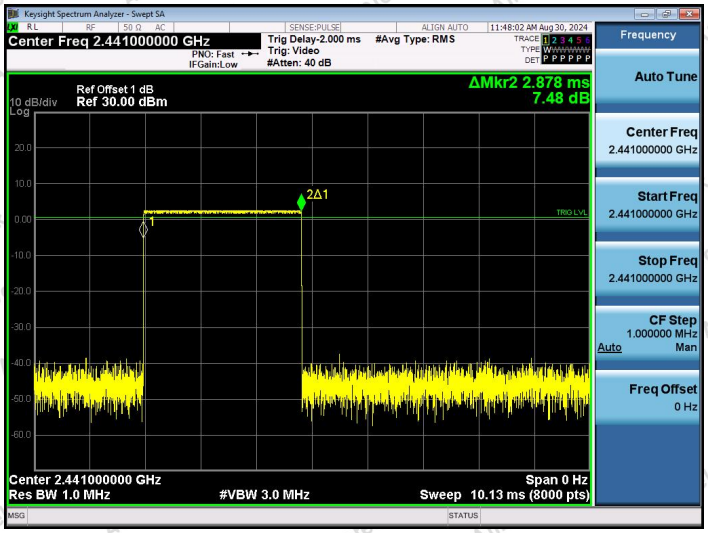

2.4G-Ant1-Hop-PASS

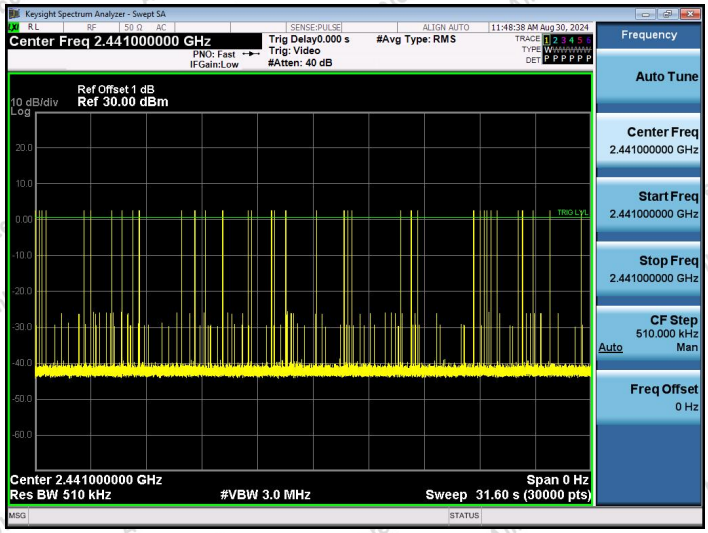

Appendix F: Number of Hopping Channel

Test Result

Test Mode	Antenna	Frequency[MHz]	Result[Num]	Limit[Num]	Verdict
2.4G	Ant1	Hop	79	≥15	PASS

Test Graphs

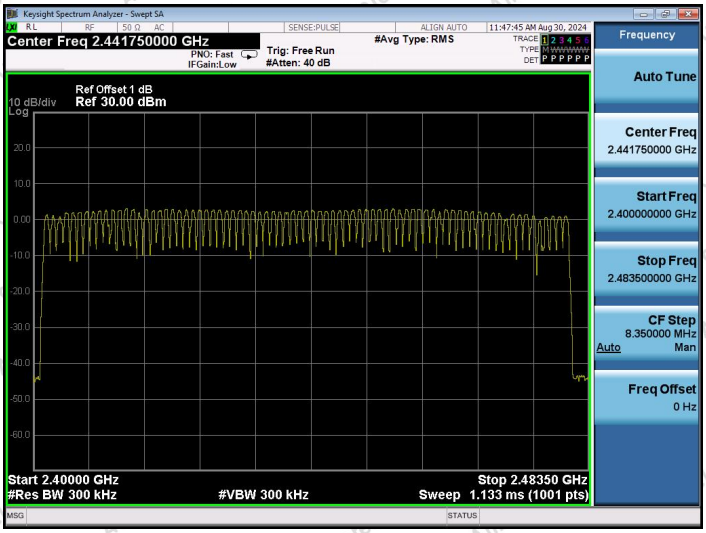

2.4G-Ant1-Hop-PASS

Appendix G: Conducted Band edge

Test Result

Test Mode	Antenna	ChName	Frequency[MHz]	RefLevel [dBm]	Result [dBm]	Limit [dBm]	Verdict
2.4G	Ant1	Low	2402	0.89	-56.99	≤-19.11	PASS
2.4G	Ant1	High	2480	0.71	-56.73	≤-19.29	PASS
2.4G	Ant1	Low	Hop_2402	0.55	-56.37	≤-19.46	PASS
2.4G	Ant1	High	Hop_2480	0.84	-55.81	≤-19.16	PASS

Test Graphs

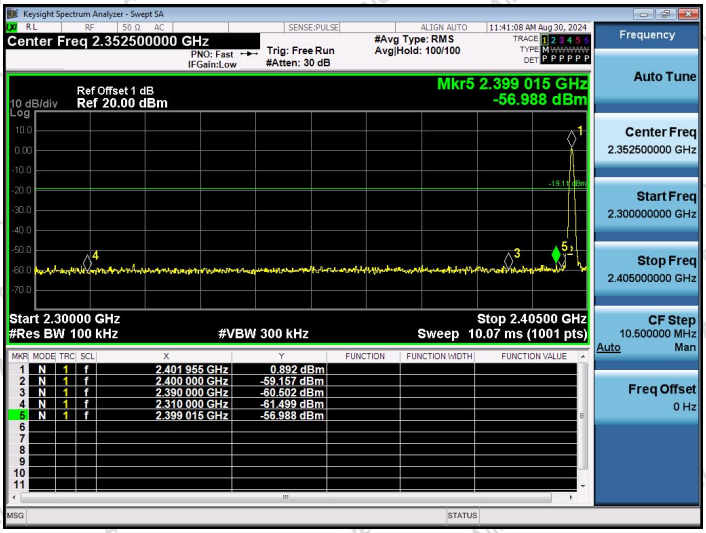

2.4G-Ant1-2402-PASS

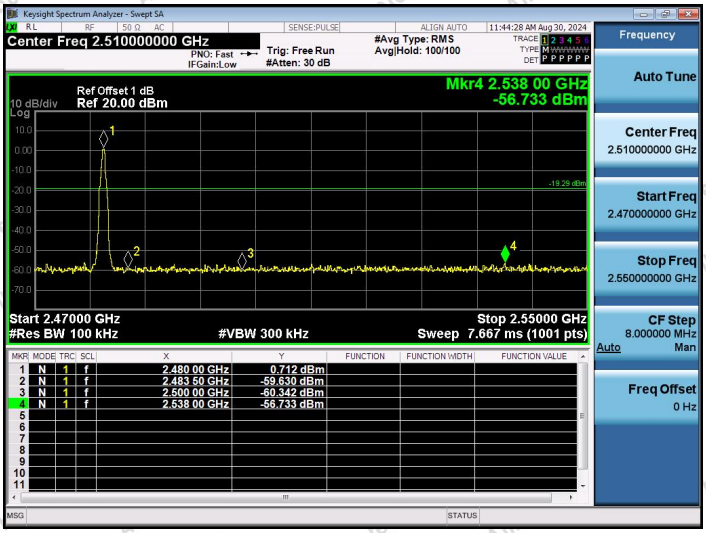

2.4G-Ant1-2480-PASS

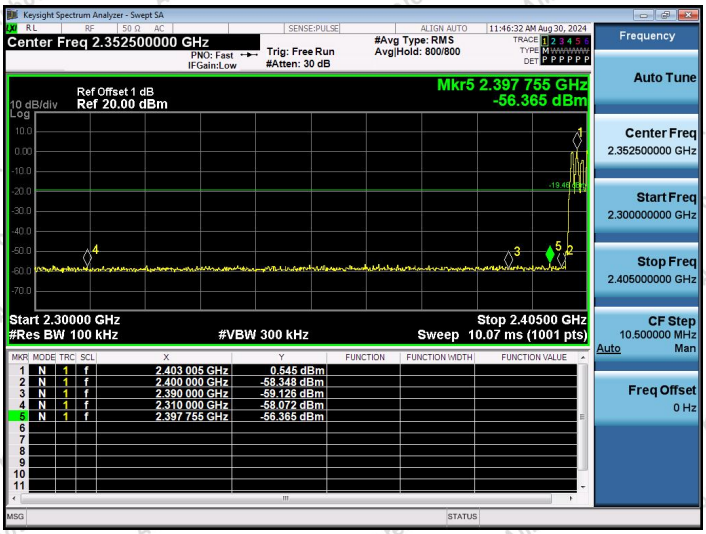

2.4G-Ant1-Hop_2402-PASS

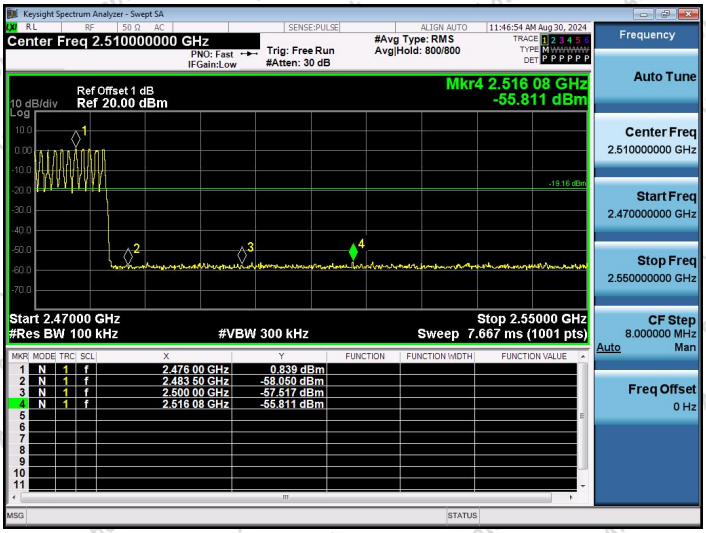

2.4G-Ant1-Hop_2480-PASS

Appendix H: Conducted Spurious Emission

Test Result

Test Mode	Antenna	Frequency[MHz]	FreqRange [MHz]	RefLevel [dBm]	Result [dBm]	Limit [dBm]	Verdict
2.4G	Ant1	2402	0~Reference	0.29	0.29	---	PASS
2.4G	Ant1	2402	30~1000	0.29	-68.48	≤-19.71	PASS
2.4G	Ant1	2402	1000~26500	0.29	-52.91	≤-19.71	PASS
2.4G	Ant1	2441	0~Reference	1.41	1.41	---	PASS
2.4G	Ant1	2441	30~1000	1.41	-68.26	≤-18.59	PASS
2.4G	Ant1	2441	1000~26500	1.41	-53.19	≤-18.59	PASS
2.4G	Ant1	2480	0~Reference	0.34	0.34	---	PASS
2.4G	Ant1	2480	30~1000	0.34	-67.73	≤-19.66	PASS
2.4G	Ant1	2480	1000~26500	0.34	-52.45	≤-19.66	PASS

Test Graphs

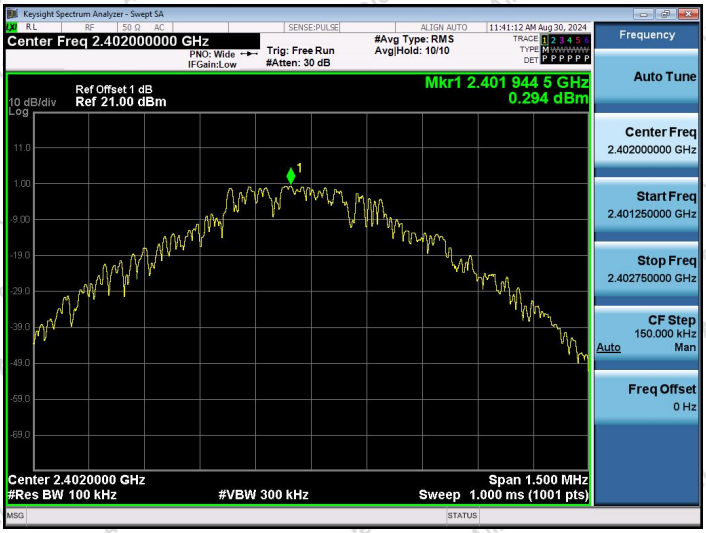

2.4G-Ant1-2402-0~Reference-PASS

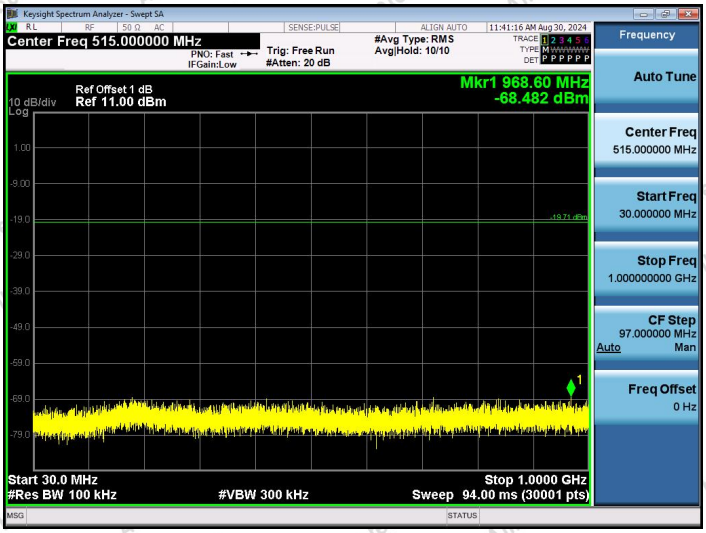

2.4G-Ant1-2402-30~1000-PASS

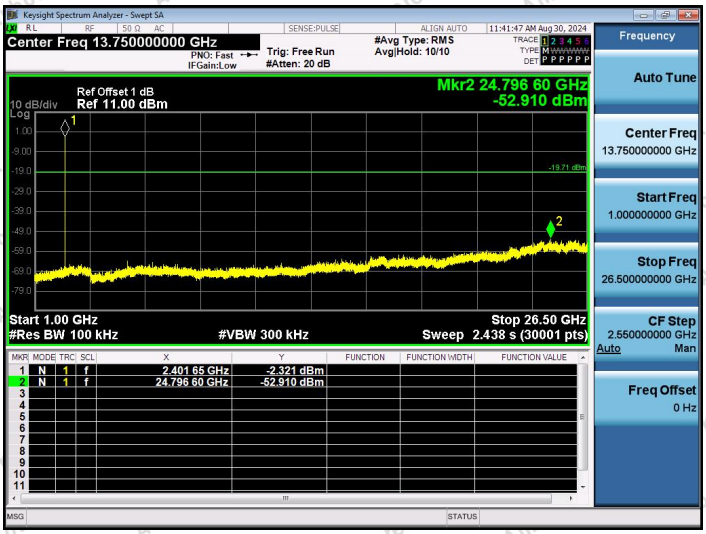

2.4G-Ant1-2402-1000~26500-PASS

2.4G-Ant1-2441-0~Reference-PASS

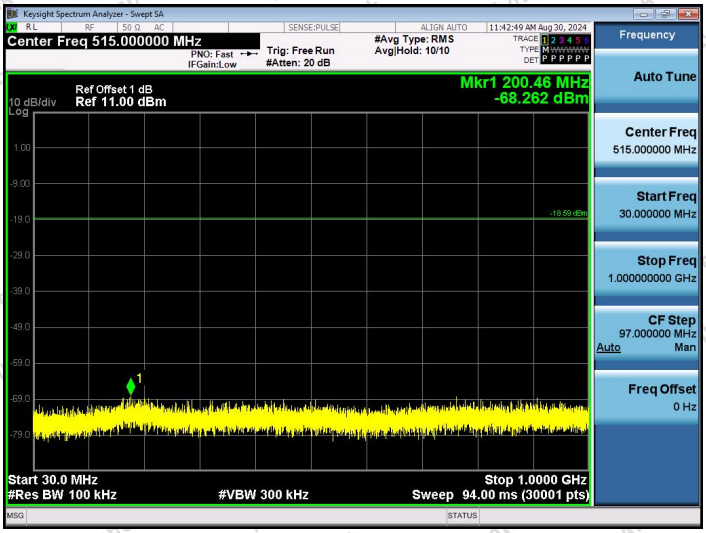

2.4G-Ant1-2441-30~1000-PASS

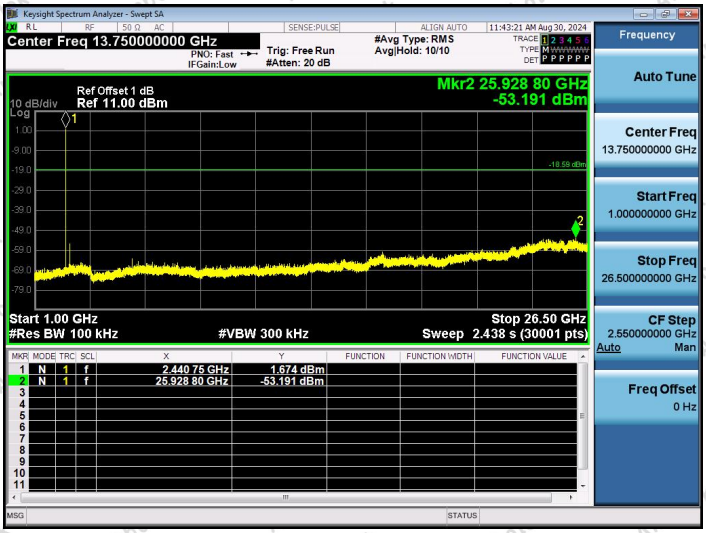

2.4G-Ant1-2441-1000~26500-PASS

2.4G-Ant1-2480-0~Reference-PASS

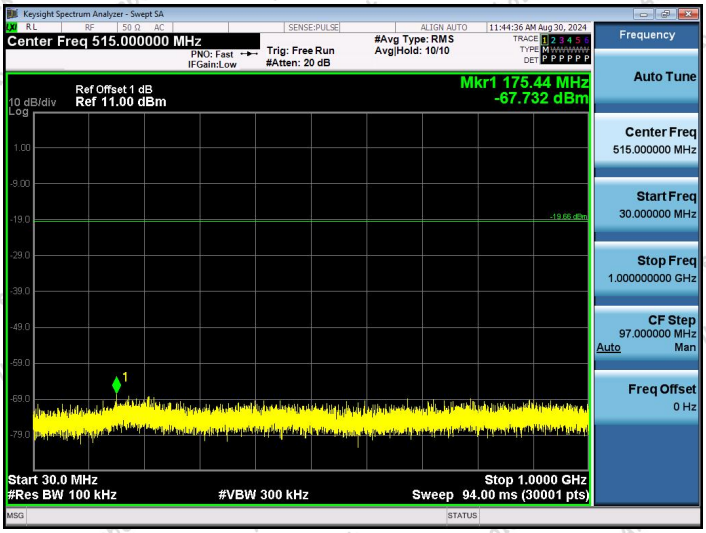

2.4G-Ant1-2480-30~1000-PASS

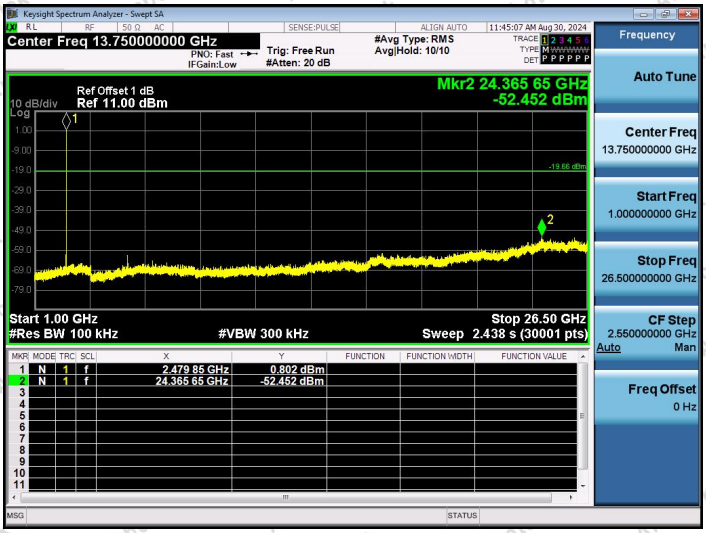

2.4G-Ant1-2480-1000~26500-PASS

Appendix I: Duty Cycle

Test Result

Test Mode	Antenna	Frequency[MHz]	ON Time [ms]	Period [ms]	Duty Cycle [%]	Duty Cycle Factor[dB]
2.4G	Ant1	2402	2.88	3.75	76.80	1.15
2.4G	Ant1	2441	2.88	3.75	76.80	1.15
2.4G	Ant1	2480	2.88	3.74	77.01	1.13

Test Graphs

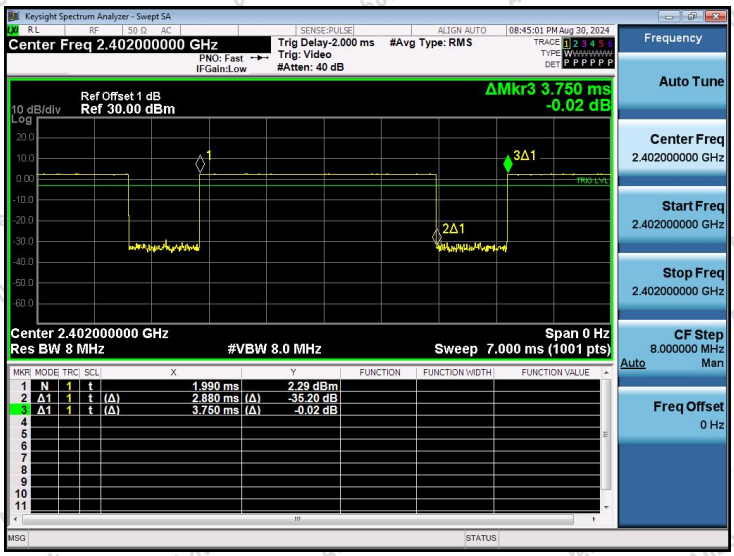

NTNV-DH5-Ant1-2402

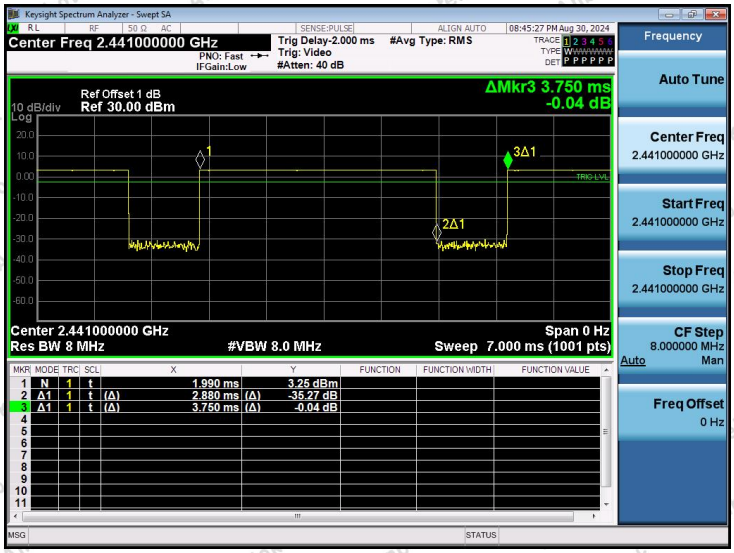

NTNV-DH5-Ant1-2441

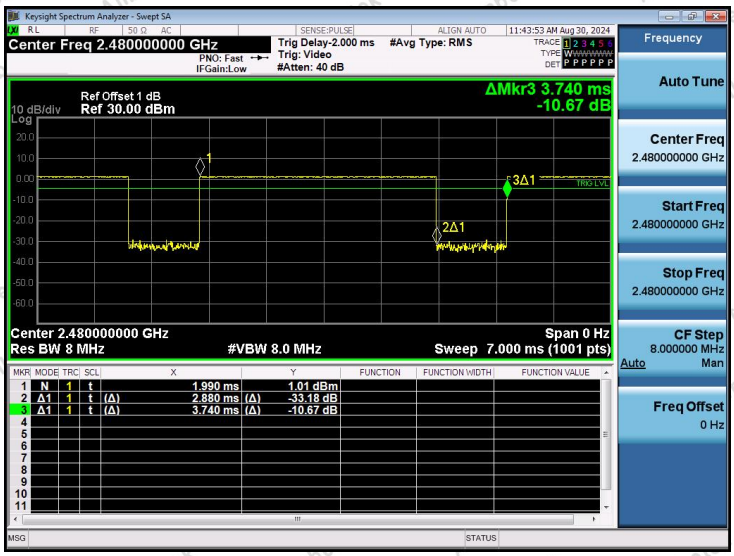

NTNV-2.4G-Ant1-2480

---End---