Appendix Test Data

Report No.:	1812C40015712502	Test Sample No.:	1-2-2
Start Test Date:	2024.08.30	Finish Test Date:	2024.08.30
Test Engineer:	Joker Huang	Auditor:	Justin Feng
Temperature:	25.3℃	Relative Humidity:	48%
Pressure:	101kPa		

Appendix A: 6dB Bandwidth

Test Result

TestMode	Antenna	Frequency[MHz]	6dB BW [MHz]	FL[MHz]	FH[MHz]	Limit[MHz]	Verdict
2.4G	Ant1	2402	0.652	2401.688	2402.340	0.5	PASS
2.4G	Ant1	2440	0.676	2439.664	2440.340	0.5	PASS
2.4G	Ant1	2480	0.680	2479.668	2480.348	0.5	PASS

Test Graphs

2.4G-Ant1-2402-PASS

2.4G-Ant1-2440-PASS

2.4G-Ant1-2480-PASS

Appendix B: 99% Occupied Bandwidth

Test Result

TestMode	Antenna	Frequency[MHz]	OCB [MHz]	FL[MHz]	FH[MHz]	Limit[MHz]	Verdict
2.4G	Ant1	2402	1.0139	2401.5049	2402.5188	---	---
2.4G	Ant1	2440	1.0370	2439.4971	2440.5341	---	---
2.4G	Ant1	2480	1.0236	2479.5017	2480.5253	---	---

Test Graphs

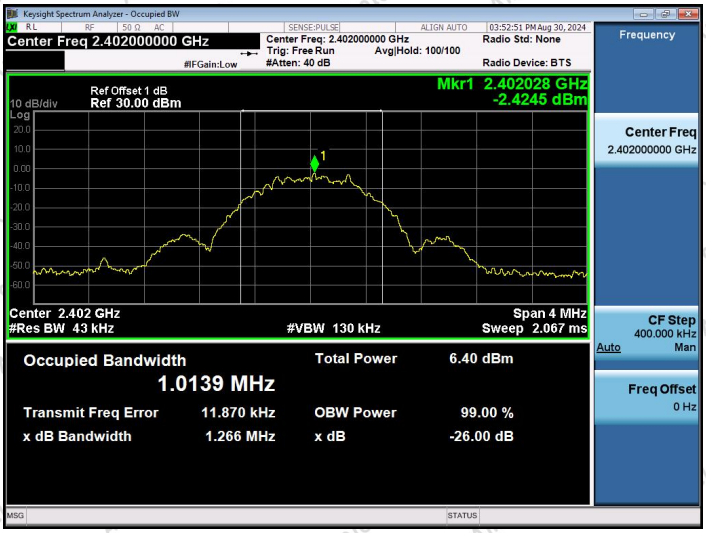

2.4G-Ant1-2402

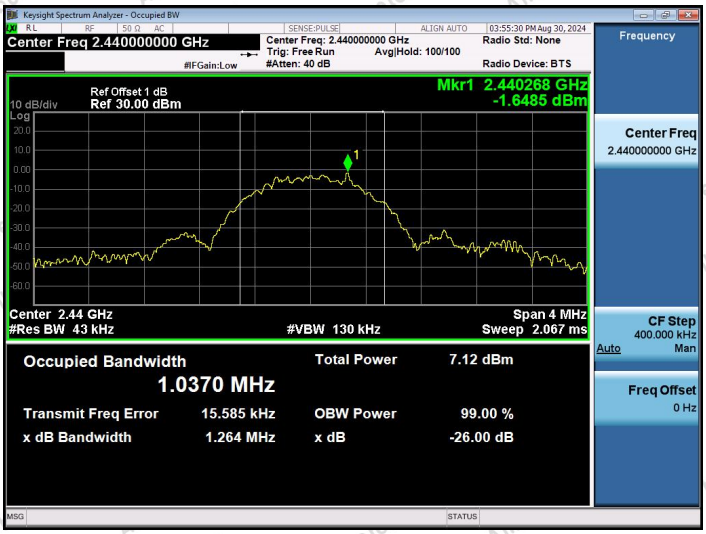

2.4G-Ant1-2440

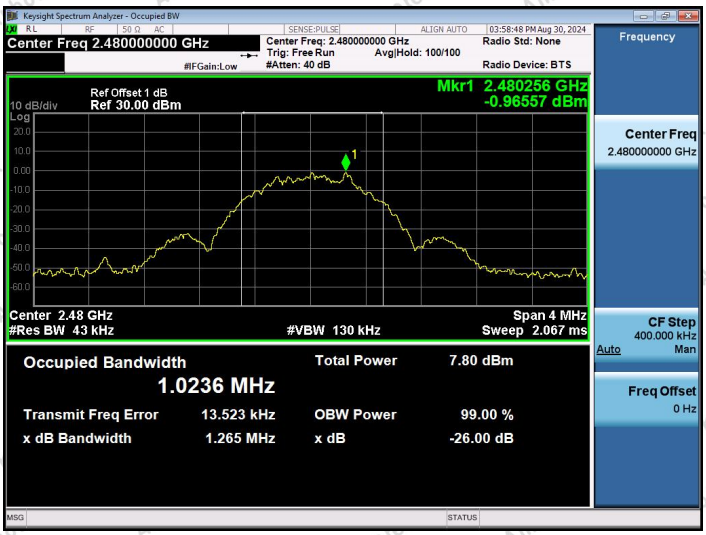

2.4G-Ant1-2480

Appendix C: Maximum conducted output power

Test Result Peak

TestMode	Antenna	Frequency[MHz]	Conducted Peak Power[dBm]	Conducted Limit[dBm]	Verdict
2.4G	Ant1	2402	-0.40	≤30	PASS
2.4G	Ant1	2440	0.75	≤30	PASS
2.4G	Ant1	2480	0.87	≤30	PASS

Test Graphs Peak

2.4G-Ant1-2402-PASS

2.4G-Ant1-2440-PASS

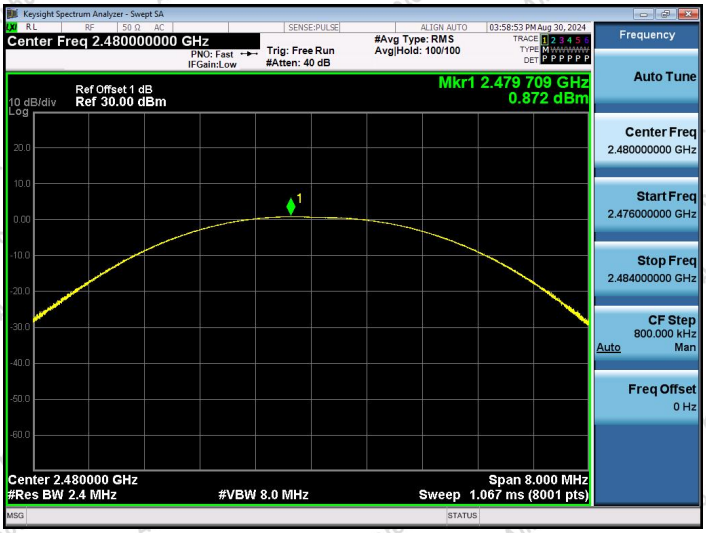

2.4G-Ant1-2480-PASS

Appendix D: Maximum power spectral density

Test Result

TestMode	Antenna	Frequency[MHz]	Result[dBm/3kHz]	Limit[dBm/3kHz]	Verdict
2.4G	Ant1	2402	-16.56	≤8.00	PASS
2.4G	Ant1	2440	-15.76	≤8.00	PASS
2.4G	Ant1	2480	-15.33	≤8.00	PASS

Test Graphs

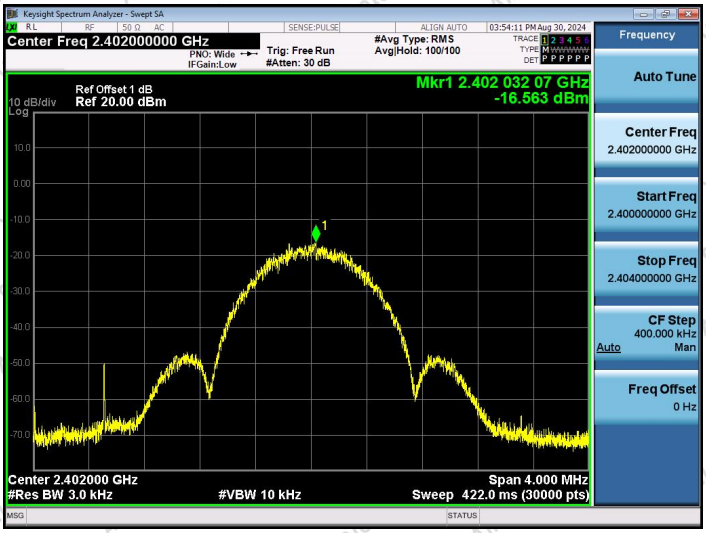

2.4G-Ant1-2402-PASS

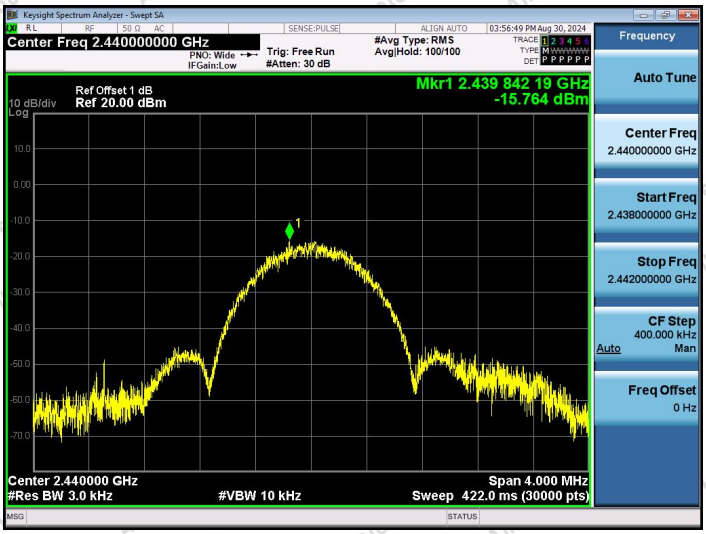

2.4G-Ant1-2440-PASS

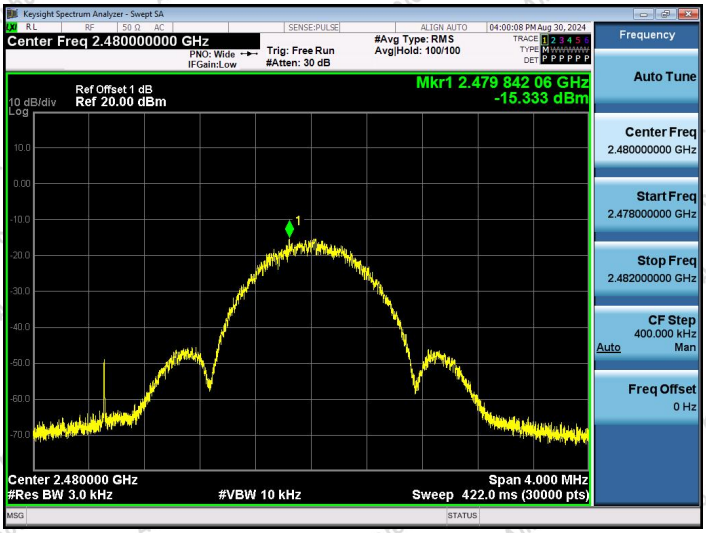

2.4G-Ant1-2480-PASS

Appendix E: Band edge measurements

Test Result

TestMode	Antenna	ChName	Frequency [MHz]	RefLevel[dBm]	Result[dBm]	Limit[dBm]	Verdict
2.4G	Ant1	Low	2402	-0.83	-40.87	≤-20.83	PASS
2.4G	Ant1	High	2480	-0.10	-45.02	≤-20.1	PASS

Test Graphs

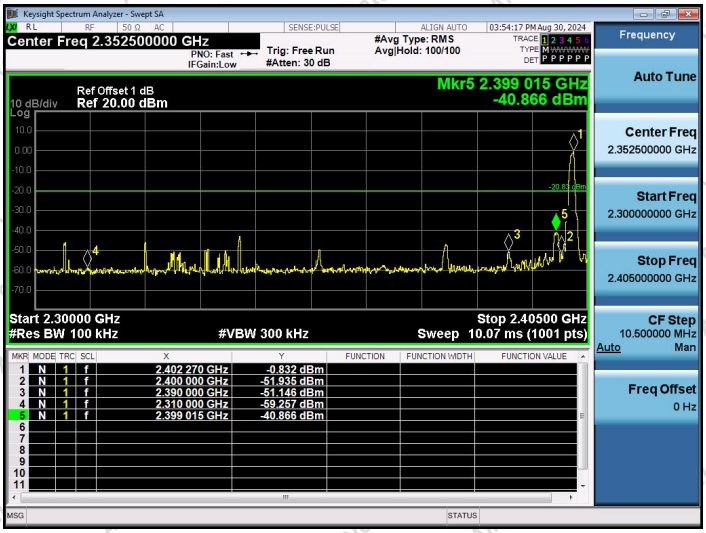

2.4G-Ant1-2402-PASS

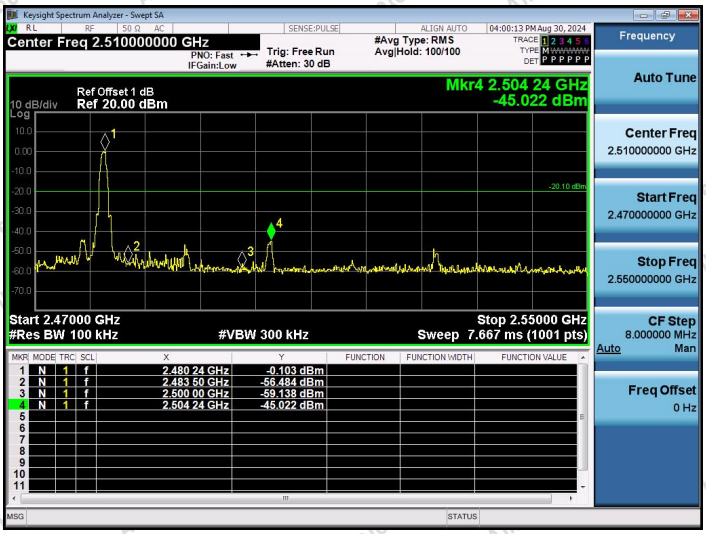

2.4G-Ant1-2480-PASS

Appendix F: Conducted Spurious Emission

Test Result

TestMode	Antenna	Frequency [MHz]	FreqRange [MHz]	RefLevel [dBm]	Result[dBm]	Limit[dBm]	Verdict
2.4G	Ant1	2402	0~Reference	-2.13	-2.13	---	PASS
2.4G	Ant1	2402	30~1000	-2.13	-68.41	≤-22.13	PASS
2.4G	Ant1	2402	1000~26500	-2.13	-50.99	≤-22.13	PASS
2.4G	Ant1	2440	0~Reference	-1.32	-1.32	---	PASS
2.4G	Ant1	2440	30~1000	-1.32	-68.17	≤-21.32	PASS
2.4G	Ant1	2440	1000~26500	-1.32	-49.89	≤-21.32	PASS
2.4G	Ant1	2480	0~Reference	-0.74	-0.74	---	PASS
2.4G	Ant1	2480	30~1000	-0.74	-67.7	≤-20.74	PASS
2.4G	Ant1	2480	1000~26500	-0.74	-48.3	≤-20.74	PASS

Test Graphs

2.4G-Ant1-2402-0~Reference-PASS

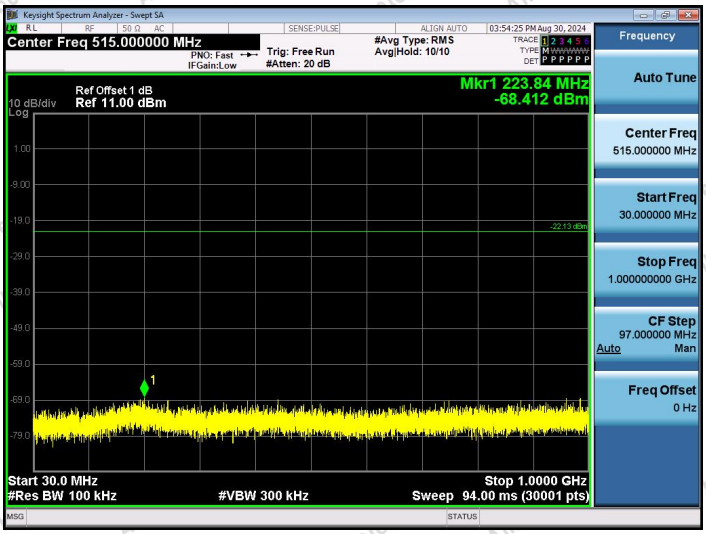

2.4G-Ant1-2402-30~1000-PASS

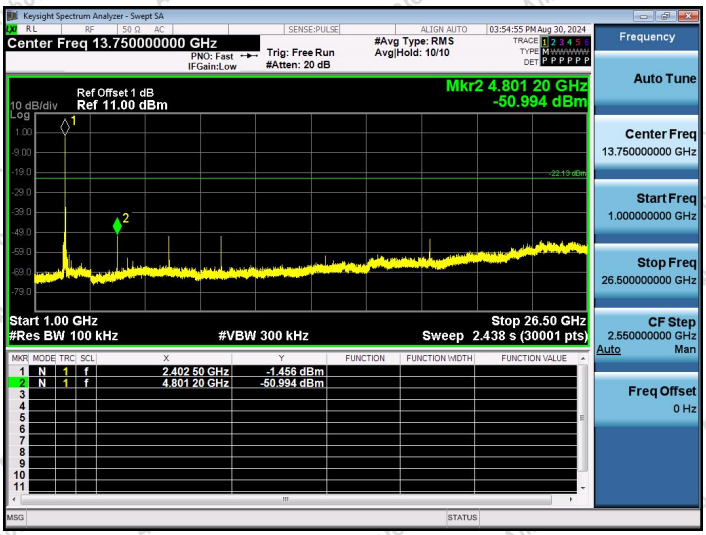

2.4G-Ant1-2402-1000~26500-PASS

2.4G-Ant1-2440-0~Reference-PASS

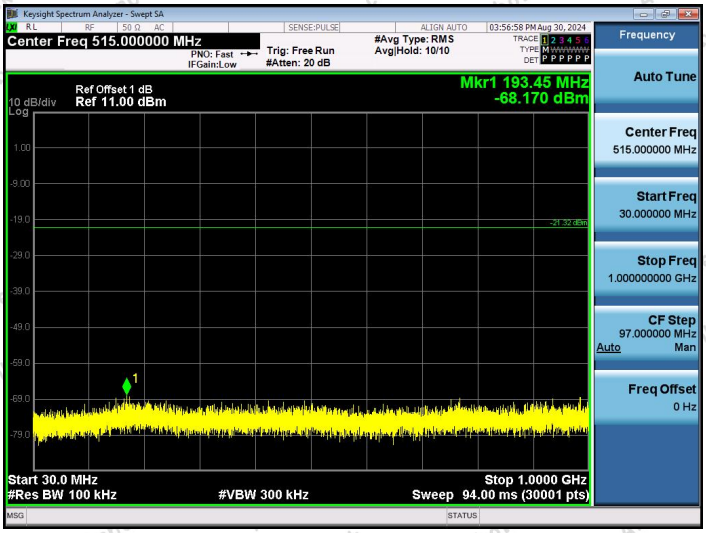

2.4G-Ant1-2440-30~1000-PASS

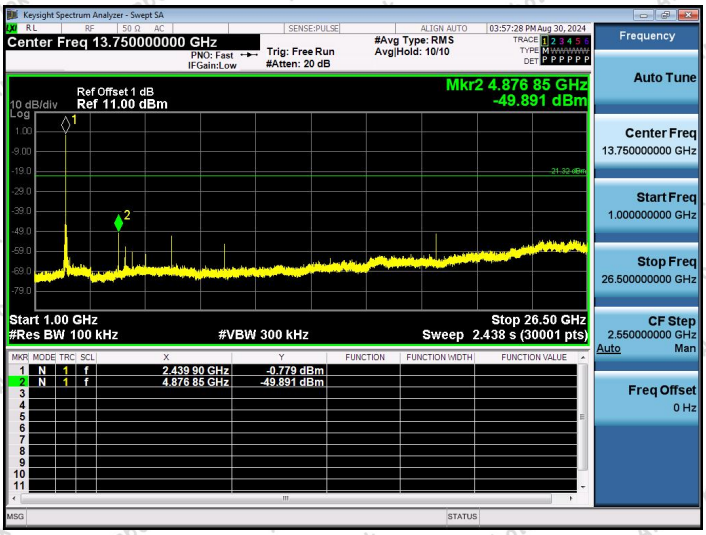

2.4G-Ant1-2440-1000~26500-PASS

2.4G-Ant1-2480-0~Reference-PASS

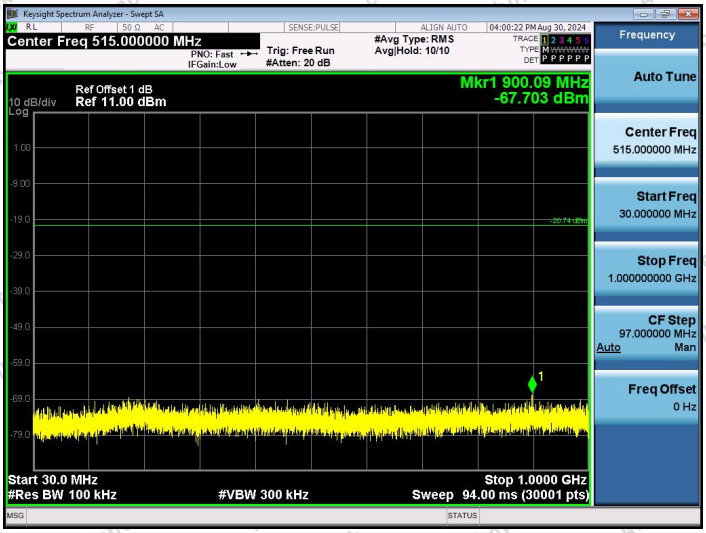

2.4G-Ant1-2480-30~1000-PASS

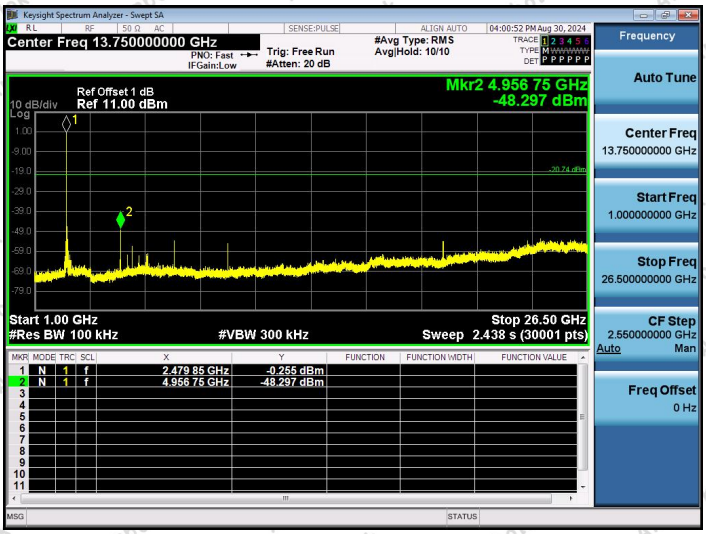

2.4G-Ant1-2480-1000~26500-PASS

Appendix G: Duty Cycle

Test Result

TestMode	Antenna	Frequency[MHz]	ON Time [ms]	Period [ms]	Duty Cycle [%]	Duty Cycle Factor[dB]
2.4G	Ant1	2402	2.14	2.50	85.60	0.68
2.4G	Ant1	2440	2.14	2.50	85.60	0.68
2.4G	Ant1	2480	2.14	2.50	85.60	0.68

Test Graphs

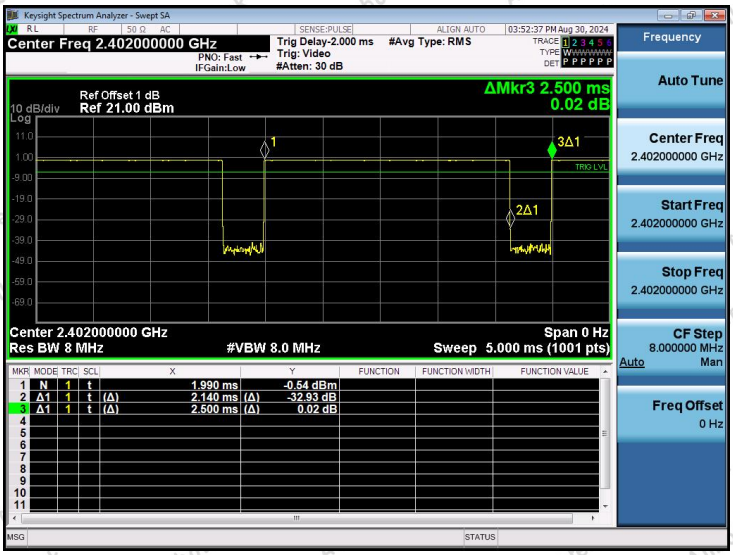

NTNV-2.4G-Ant1-2402

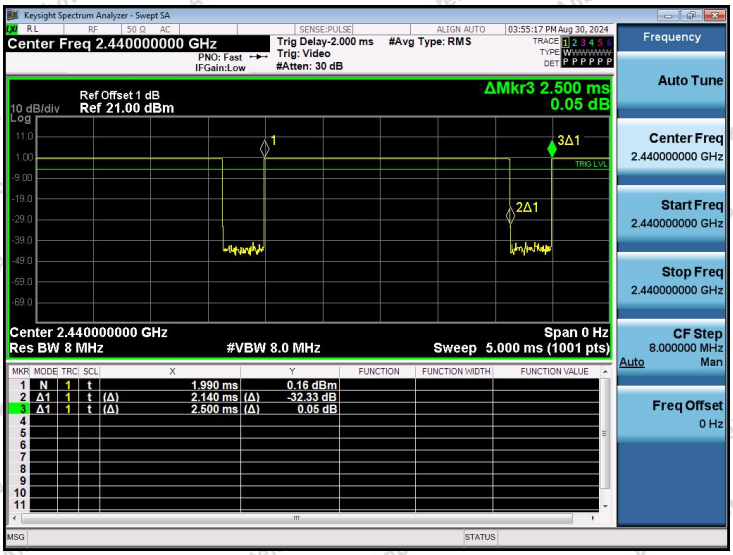

NTNV-2.4G-Ant1-2440

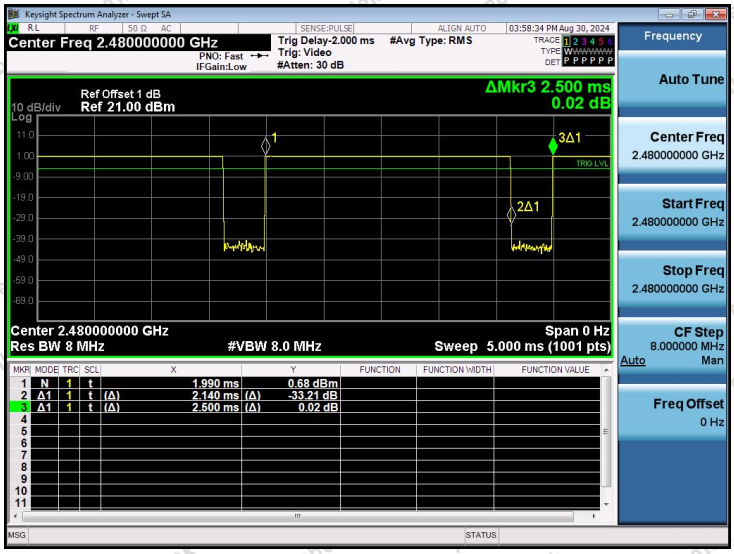

NTNV-2.4G-Ant1-2480

---End---